




# TEXAS TECH BASEBALL

1997 Big 12 Champions • 1998 Big 12 Tournament Champions • 152 All-Conference Selections • 31 All-Americans • 19 MLB Players

## 2009 SCHEDULE/NOTES

	<b>SOUTHERN UTAH</b> Feb. 20/21 Dan Law Field Lubbock	Will mark the first-ever meeting with Southern Utah and Tech's first game against a Summit League team since playing Oral Roberts last season.
	<b>UT-PAN AMERICAN</b> Feb. 20/22 Dan Law Field Lubbock	UT-Pan American leads the all-time series 20-16 but the Red Raiders have won the last three ... the two teams last played in 2002.
	<b>NEW MEXICO</b> Feb. 24-25 (DLF) March 31-April 1 (IP) Lubbock/Albuquerque	Texas Tech leads the series 56-33-1 and have won seven of the last 10 meetings ... the series dates back to a 6-3 Tech win on April 19, 1962.
	<b>CAL STATE NORTHRIDGE</b> Feb. 27-March 1 Matador Field Northridge, Calif.	Tech will make its first trip to Matador Field in Northridge ... The Red Raiders lead the series 4-2 with Tech last taking 2-of-3 in 2007 at Dan Law Field.
	<b>CAL RIVERSIDE</b> March 3/March 5 Riverside Stadium Palm Springs Stadium	The Red Raiders and Highlanders will play two games at two different venues in Calif in early March ... Tech leads the series 2-1.
	<b>SAN FRANCISCO</b> March 6 Palm Springs Stadium Palm Springs, Calif.	Tech's second game of the Palm Springs Invitational will feature the Dons of San Francisco from the West Coast Conference ... Tech leads series 2-1.
	<b>GONZAGA</b> March 7 Palm Springs Stadium Palm Springs, Calif.	The game will mark the first meeting between the Red Raiders and the Bulldogs.
	<b>OREGON STATE</b> March 7 Palm Springs Stadium Palm Springs, Calif.	Dan Spencer faces his former team on the final day of the tournament ... he helped lead the Beavers to national titles in 2006 & 2007.
	<b>DALLAS BAPTIST</b> March 11/May 6 Dan Law Field/Patriot Field Lubbock/Dallas	Texas Tech leads the series with Dallas Baptist 6-5 and the two teams have played annually since 2004 ... DBU won 2-of-3 meetings last season.
	<b>NEBRASKA</b> March 13-15 Dan Law Field Lubbock	The Huskers lead the all-time series 25-19 and swept a three-game set last year in Lincoln ... the Red Raiders took 2-of-3 at Dan Law Field in 2007.
	<b>TAMU-CORPUS CHRISTI</b> March 17-18 Whataburger Field Corpus Christi	The Red Raiders come into the series having never dropped a game to the Islanders ... Tech leads the series 9-0, including three wins in 2008.
	<b>BAYLOR</b> March 20-22 Baylor Ballpark Waco	The home team has won the last seven series in this battle between the two in-state rivals ... Tech's last series win in Waco was in 2001 ... Tech leads 72-64.
	<b>LUBBOCK CHRISTIAN</b> March 23 Dan Law Field Lubbock	It will be Larry Hays Night at Dan Law Field as the "19th Street Rivalry" is renewed for the first time since 1993 ... LCU leads the all-times series 18-15.
	<b>TEXAS STATE</b> March 25 Bobcat Field San Marcos	The Red Raiders will be looking to avenge a 14-3 loss to the Bobcats last season ... Tech leads the all-time series 6-4.
	<b>TEXAS</b> March 27-29 UFUC Disch Falk Field Austin	Tech will be in search of its first series win in Austin since the 2001 season ... The Longhorns hold a 48-12 advantage in Austin and 95-33 overall.
	<b>TEXAS A&amp;M</b> April 3-5 Dan Law Field Lubbock	The Red Raiders hold a 34-31 advantage over the Aggies at home and have won or tied the last five series played at Dan Law Field.
	<b>UTSA</b> April 7 Citibank Ballpark Midland	Tech returns to Midland for the first time since the 2007 season to face UTSA ... Tech leads the series 4-0.
	<b>OKLAHOMA</b> April 10-12 L. Dale Mitchell Park Norman	Tech will be looking to break a streak of four consecutive series wins by the Sooners ... OU leads Tech 28-23-1.
	<b>KANSAS</b> April 17-19 Dan Law Field Lubbock	The Jayhawks swept the three-game series against the Red Raiders last season but must come to Lubbock where they are just 5-12 all-time.
	<b>UNLV</b> April 21-22 Dan Law Field Lubbock	Texas Tech and UNLV will renew their annual midweek series at Dan Law Field in late April ... UNLV leads the all-time series 6-2.
	<b>MISSOURI</b> April 24-26 Taylor Stadium Columbia	Tech shocked then No. 2 Missouri last season by taking 2-of-3 at Dan Law Field ... Tech is just 7-10 in Columbia and 19-21 overall against Mizzou.
	<b>KANSAS STATE</b> May 8-10 Tointon Family Stadium Manhattan	The Red Raiders will be in search of their first series win over Kansas State since the 2004 season ... Tech leads KSU 23-14-1 in the all-time series.
	<b>MISSISSIPPI VALLEY ST.</b> May 12 Dan Law Field Lubbock	The game will mark the first meeting between the Red Raiders and the Delta Devils.
	<b>OKLAHOMA STATE</b> May 15-17 Dan Law Field Lubbock	Frank Anderson returns to Dan Law Field where the Cowboys hold an 11-10 advantage ... OSU leads the all-time series 26-20.

## GAMES 43-44



Tuesday, April 21 - Wednesday, April 22, 2009

**UNLV REBELS (20-18; 5-7 MWC)**

VS.

**TEXAS TECH RED RAIDERS (18-24; 9-9 Big 12)**

Dan Law Field • Lubbock, Texas • 7 p.m./Noon

### SERIES INFORMATION

**Series vs. UNLV:** UNLV leads 6-2  
**Last Meeting vs. UNLV:** UNLV, 15-8 (4/16/08)  
**Last Texas Tech Win:** Tech, 7-6 (3/06/07)  
**Last UNLV Win:** UNLV, 15-8 (4/16/08)  
**Last Eight Games:** UNLV, 6-2  
**Series Streak:** UNLV has won three

### BROADCAST INFORMATION

**Television:** None  
**Radio:** Texas Tech Sports Network  
 Robert Giovannetti, Play-By-Play  
 Matt Miller, Analyst  
**Live Video/Audio:** RaiderVision All-Access  
**Live Statistics:** texastech.com

### RED RAIDERS CLOSE HOMESTAND WITH UNLV

Texas Tech will put a wrap on a five-game homestand with a two-game midweek series against the UNLV Rebels at Dan Law Field. The series gets underway at 7 p.m. on Tuesday night and concludes at noon on Wednesday. Tuesday's game will start 30 minutes later than usual to accommodate UNLV's travel plans into Lubbock and the finale on Wednesday will start at noon for the same reason. Advance tickets for the series can be purchased online at [www.texastech.com](http://www.texastech.com) or by calling the Texas Tech Athletics Ticket Office at (806) 742-TECH (4412).

### UP NEXT

Texas Tech will hit the road again this weekend for another key Big 12 Conference series as the Red Raiders head to Columbia, Mo. It will be a battle of the seventh and eighth place teams in the Big 12 standings this weekend as the Red Raiders face the Missouri Tigers. The series gets underway at 6:30 p.m. on Friday night at Taylor Stadium. Following the weekend series with Missouri, Tech will take an eight-day break from competition due to the university's final exam period.

### LUNCH AT THE LAW

Texas Tech is encouraging fans to take a midweek break from work on Wednesday afternoon as the Red Raiders host UNLV for a noon first pitch. Fans that bring their business card to the game will be entered to win a tour of the baseball facilities and the chance to throw out the first pitch. The concession stands will also take your business card where you will get a soft drink and a hot dog for just \$4 (savings of \$3).

### THE TEXAS TECH-UNLV SERIES

Tuesday's game between Texas Tech and UNLV will mark the ninth all-time meeting between the two programs. UNLV holds a 6-2 lead in the all-time series that dates back to a 5-4 Rebel win on March 2, 1986. The Rebels have won three-straight in the series, including a two-game sweep of the Red Raiders last season in Las Vegas.

### SCOUTING THE REBELS

The UNLV Rebels will bring a 20-18 overall record to Dan Law Field this week for a two-game series against the Red Raiders. The Rebels have won seven of their last nine contests and own a 5-7 record in the Mountain West.

Offensively, the Rebels are as potent as always with a team batting average of .332 along with 79 doubles, 24 triples and 24 home runs. J.J. Sfera leads the team with a .437 average while Scott Berke is the RBI leader with 27.

On the mound, the Rebels have posted a team ERA of 5.71 with an opposing batting average of .295. Closer Marc Baca leads the staff with a 2.49 ERA in 15 relief appearances and is 2-0 with two saves.

### RED RAIDERS ON THE AIR

Texas Tech's entire schedule in 2009 including both regular-season and post-season action will be carried live on the flagship station of the Texas Tech Sports Network, KKAM-1340. The Texas Tech Sports Network begins its 16th season of full coverage of Red Raider Baseball. Robert Giovannetti will handle the play-by-play duties for the second year in a row and will be assisted by Matt Miller and Blayne Beal. Network pregame coverage begins 30 minutes prior to first pitch and concludes with a postgame show. Live audio streams will be available for all road games through RaiderVision All-Access while live video/audio will be available for all home games.

## PROBABLE STARTING LINEUP

### INFIELD

**Catcher:** Kevin Whitehead (Fr.)  
**First Base:** Chris Richburg (Sr.)  
**Second Base:** Garrett Totten (Fr.)  
**Shortstop:** Joey Kenworthy (Jr.)  
**Third Base:** Justin Berry (Fr.)  
**Designated Hitter:** Scott LeJeune (Fr.)

### OUTFIELD

**Left Field:** Michael Reed (Jr.)  
**Center Field:** Taylor Ashby (Jr.)  
**Right Field:** Mason Macnoll (Fr.)

### TEXAS TECH STARTING PITCHERS

**Tuesday:** Nate Karns, RHP; 2-4, 5.67 ERA  
**Wednesday:** TBA

### UNLV STARTING PITCHERS

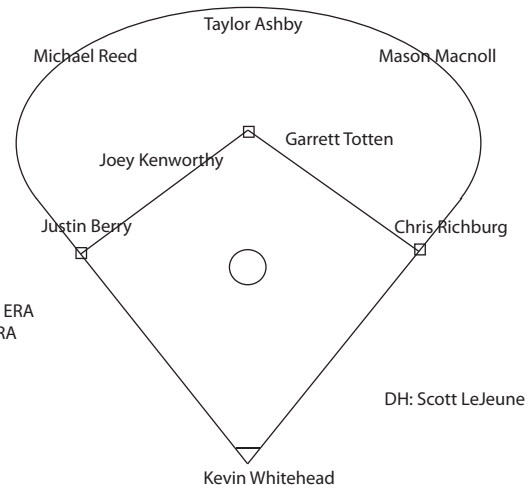
**Tuesday:** Matt Hutchinson, RHP; 1-1; 7.48 ERA  
**Wednesday:** Justin Baca, RHP; 0-1; 8.10 ERA

### MOUND VISITS/PITCHING CHANGES

**Assistant Coach:** Ed Gustafson

### BASE COACHES

**First Base:** Andy Jarvis  
**Third Base:** Trent Petrie



## ATHLETICS MEDIA RELATIONS



**Blayne Beal**  
Associate Director/Media Relations


### TEXAS TECH MEDIA RELATIONS

(806) 742-2770 • (806) 742-1970 - fax • www.texastech.com  
Associate Director/Media Relations (Baseball Contact)

#### Blayne Beal

Office \_\_\_\_\_ (806) 742-2770  
Cell \_\_\_\_\_ (806) 790-7924  
Email \_\_\_\_\_ blayne.beal@ttu.edu  
Chris Cook - Associate A.D./Media Relations  
Office \_\_\_\_\_ (806) 742-2772  
Cell \_\_\_\_\_ (806) 787-5648  
Email \_\_\_\_\_ chris.cook@ttu.edu

Tammi Hoffman - Associate Director/Media Relations  
Brandon Ireton - Assistant/Media Relations  
Sheila Tucker - Administrative Assistant/Media Relations



## TEXAS TECH SPORTS NETWORK

For the 16th consecutive year, the entire Texas Tech baseball game schedule will be broadcast live on the Texas Tech Sports Network and made available to its statewide affiliates. The Voice of Texas Tech Baseball, Robert Giovannetti, will handle the play-by-play duties while Matt Miller will provide color commentary. Giovannetti has a 30-minute pre-game show and interviews players and coaches following each game. Games will be carried locally on the flagship station of the Texas Tech Sports Network, KKAM-1340 AM. Fans who are out of the listening area can follow the Red Raiders online through RaiderVision All-Access at www.texastech.com. Live audio is streamed for every game both home and on the road.

### BROADCAST SCHEDULE

Date	Opponent	Broadcast Time
2/20	Southern Utah	12:40 p.m.
2/20	Texas-Pan American	3:40 p.m.
2/21	Southern Utah	2:40 p.m.
2/22	Texas-Pan American	2:40 p.m.
2/24	New Mexico	3:40 p.m.
2/25	New Mexico	1:40 p.m.
2/27	@Cal-State Northridge	3:40 p.m.
2/28	@Cal-State Northridge	2:40 p.m.
3/1	@Cal-State Northridge	2:40 p.m.
3/3	@UC-Riverside	7:40 p.m.
3/5	vs. UC-Riverside	11:40 a.m.
3/6	vs. San Francisco	7:40 p.m.
3/7	vs. Gonzaga	11:40 a.m.
3/8	vs. Oregon State	11:40 a.m.
3/11	Dallas Baptist	2:40 p.m.
3/14	Nebraska	12:40 p.m.
3/15	Nebraska	1:40 p.m.
3/17	@TAMU-CC	6:10 p.m.
3/18	@TAMU-CC	6:10 p.m.
3/20	@Baylor	6:10 p.m.
3/21	@Baylor	6:10 p.m.
3/22	@Baylor	1:10 p.m.
3/23	Lubbock Christian	6:10 p.m.
3/25	@Texas State	6:10 p.m.
3/27	@Texas	5:40 p.m.
3/28	@Texas	1:40 p.m.
3/29	@Texas	12:40 p.m.
3/31	@New Mexico	6:40 p.m.
4/1	@New Mexico	2:40 p.m.
4/3	Texas A&M	6:10 p.m.
4/4	Texas A&M	6:10 p.m.
4/5	Texas A&M	12:40 p.m.
4/7	vs. UTSA	3:10 p.m.
4/10	@Oklahoma	6:10 p.m.
4/11	@Oklahoma	3:40 p.m.
4/12	@Oklahoma	12:40 p.m.
4/13	@TCU	2:40 p.m.
4/17	Kansas	6:10 p.m.
4/18	Kansas	4:40 p.m.
4/19	Kansas	12:40 p.m.
4/21	UNLV	6:40 p.m.
4/22	UNLV	11:40 a.m.
4/24	@Missouri	6:10 p.m.
4/25	@Missouri	1:40 p.m.
4/26	@Missouri	12:40 p.m.
5/6	@Dallas Baptist	6:10 p.m.
5/8	@Kansas State	6:10 p.m.
5/9	@Kansas State	1:40 p.m.
5/10	@Kansas State	12:40 p.m.
5/12	Mississippi Valley St.	6:10 p.m.
5/13	Mississippi Valley St.	11:40 a.m.
5/15	Oklahoma State	6:10 p.m.
5/16	Oklahoma State	12:40 p.m.
5/17	Oklahoma State	12:40 p.m.

## BIG 12 TELECONFERENCE

The Big 12 Conference baseball coaches will participate in media-only teleconferences during the 2009 season. The calls begin with a preseason call in February, followed by bi-weekly teleconferences beginning in April. Each teleconference will start at 10 a.m. Central Time, and can also be heard live and on replay via the Big 12 web site at big12sports.com. Please contact the Big 12 communications staff for the call-in and replay phone numbers.

### TIME COACH

10:00 Tim Jamieson, Missouri  
10:10 Dan Spencer, Texas Tech  
10:20 Mike Anderson, Nebraska  
10:30 Ritch Price, Kansas  
10:40 Steve Smith, Baylor  
10:50 Brad Hill, Kansas State  
11:00 Rob Childress, Nebraska  
11:10 Sunny Galloway, Oklahoma  
11:20 Frank Anderson, Oklahoma St.  
11:30 Augie Garrido, Texas



**Carmen Branch**  
Big 12 Baseball Media Contact  
carmen@big12sports.com

## VIDEO HIGHLIGHTS

Texas Tech Athletics will provide video highlights of all home games through an FTP site hosted by Texas Tech University. Members of the media can download files in QuickTime format that are of broadcast quality.

Highlights will be made available on the FTP site no later than 90 minutes following the conclusion of the game. Texas Tech will make every effort to have highlights available as quickly as possible.

For login information, please contact Blayne Beal in the media relations office.

## CREDENTIALS

Media members wishing to cover the Texas Tech baseball team at Dan Law Field during the 2009 season must be issued a working credential from the Texas Tech Athletic Media Relations Office.

- All requests for both media and photo credentials must be made in writing at least two days in advance to Blayne Beal, Associate Director of Athletic Media Relations. (Fax: (806) 742-1970; email: blayne.beal@ttu.edu)
- Requests are honored from sports editors of daily and weekly newspapers, editors of sports periodicals, and sports directors of radio and television stations who broadcast regularly scheduled daily sports reports and talk shows.
- Credentials can be picked up in the Athletic Media Relations Office (south end of Jones AT&T Stadium) or at will call, which is located at the main entrance to Dan Law Field.

## TEXAS TECH MEDIA ACCESS

All practices are open to the media and the public. Practices will normally begin at 2:15 p.m. and end around 5 p.m. during the week. The normally scheduled off day is Tuesday.

### HEAD COACH INTERVIEWS

Head coach Dan Spencer can be reached during business hours by calling his office. The best time to reach him is in the mornings. After noon, he can be reached at Dan Law Field at (806) 742-0340.

### POSTGAME INTERVIEWS

The Texas Tech clubhouse is closed to the media. Texas Tech players and coaches will be made available in front of the Texas Tech dugout following a brief cooling off period.

## TEXASTECH.COM

This is the official website of Texas Tech Athletics. Texas Tech Baseball releases as well as a wide variety of athletics department information can be found on the web. Weekly game notes, news and statistical information can be found here throughout the baseball season.

www.texastech.com

## DAN SPENCER TELEVISION SHOW

Red Raider Baseball with Dan Spencer is back for another year with **Drew Dougherty** as the host. The show will begin immediately following the conclusion of the men's basketball season and will air Sundays at 10 p.m. on FOX34. The show replays at 10:30 p.m. on My LubbockTV.

\*\*Subject to change\*\*



## DAN SPENCER RADIO SHOW

For the second-straight season, Red Raider Baseball with Dan Spencer returns to Fox 950 AM. The show is hosted each week by the voice of Red Raider Baseball **Robert Giovannetti**. The show gets underway on March 9 and will continue each Monday evening from 6 p.m. until 7 p.m..



**Robert Giovannetti**  
Voice of Red Raider Baseball



## 2009 SCHEDULE/RESULTS

### 2009 SCHEDULE

Date	Opponent	Time/Result
2/20	Southern Utah	W, 14-3
2/20	Texas-Pan American	W, 6-5
2/21	Southern Utah	W, 8-2
2/22	Texas-Pan American	W, 10-4
2/24	New Mexico	L, 10-13
2/25	New Mexico	W, 6-3
2/27	@Cal-State Northridge	L, 4-8
2/28	@Cal-State Northridge	L, 3-7
3/1	@Cal-State Northridge	L, 2-3
3/3	@UC-Riverside	L, 8-9
3/5	vs. #UC-Riverside	L, 5-9
3/6	vs. #San Francisco	L, 1-2
3/7	vs. #Gonzaga	W, 7-1
3/8	vs. #24 Oregon State	L, 6-9
3/11	Dallas Baptist	L, 2-11
3/14	*Nebraska	W, 16-8
3/14	*Nebraska	L, 1-10
3/15	*Nebraska	W, 10-3
3/17	@TAMU-CC	L, 5-7
3/18	@TAMU-CC	L, 2-6
3/20	@#9 Baylor	L, 4-8
3/21	@#9 Baylor	L, 4-5
3/22	@#9 Baylor	W, 13-8
3/23	Lubbock Christian	W, 4-3
3/25	@Texas State	L, 4-10
3/27	@#8 Texas	L, 5-9
3/28	@#8 Texas	W, 4-2
3/29	@#8 Texas	L, 1-8
3/31	@#18 New Mexico	W, 8-4
4/1	@#18 New Mexico	L, 7-15
4/3	*#11 Texas A&M	W, 4-3
4/4	*#11 Texas A&M	L, 7-13
4/5	*#11 Texas A&M	W, 10-6
4/7	vs. UTSA (Midland)	L, 0-2
4/7	vs. UTSA (Midland)	W, 7-6
4/10	@#11 Oklahoma	L, 0-6
4/11	@#11 Oklahoma	L, 0-4
4/12	@#11 Oklahoma	W, 5-1
4/13	@TCU	L, 5-12
4/17	*#24 Kansas	W, 15-10
4/18	*#24 Kansas	W, 7-5
4/19	*#24 Kansas	L, 6-15
4/21	UNLV	7 p.m.
4/22	UNLV	Noon
4/24	@*Missouri	6:30 p.m.
4/25	@*Missouri	2 p.m.
4/26	@*Missouri	1 p.m.
5/6	@Dallas Baptist	6:30 p.m.
5/8	@*Kansas State	6:30 p.m.
5/9	@*Kansas State	2 p.m.
5/10	@*Kansas State	1 p.m.
5/12	Mississippi Valley St.	6:30 p.m.
5/13	Mississippi Valley St.	Noon
5/15	*Oklahoma State	6:30 p.m.
5/16	*Oklahoma State	1 p.m.
5/17	*Oklahoma State	1 p.m.
5/20-24	Big 12 Championship	TBA
5/29-6/1	NCAA Regionals	TBA
6/5-8	NCAA Super Regionals	TBA
6/13-24	NCAA World Series	TBA

# = Palm Springs Tournament (Hosted by Oregon State)

\* = Big 12 Conference Game

► All home games played at Dan Law Field (4,466) on the campus of Texas Tech University.

► All times are Central Standard Time (CST) and are subject to change due to rescheduling, weather and television. Log on to [www.texastech.com](http://www.texastech.com) for the latest on any possible scheduling change.

► For tickets, contact the Texas Tech Athletic Ticket Office at (806) 742-TECH (8324) or in person between 8:30 a.m. and 5:30 p.m. Monday-Friday. Tickets can also be purchased online at [www.texastech.com](http://www.texastech.com).

### SHORT HOPS

• The current five-game homestand is the second longest of the year for the Red Raiders after playing their first six games of the season at Dan Law Field (Feb. 20-25).

• Tech's series against UNLV this week will be the first midweek home games for the Red Raiders in just under a month. Tech's last midweek home game was a March 23 contest against LCU.

• Junior shortstop Joey Kenworthy added a pair of multiple-hit games this weekend to increase his team leading total to 18 ... he went 2-for-5 on Friday and 2-for-2 on Sunday in the series win over the Jayhawks.

• Freshman designated hitter Scott LeJeune took over the team lead in batting average this weekend after going 6-for-12 against the Jayhawks ... LeJeune now has a .348 average along with 26 RBIs and is tied for second with eight doubles.

• Senior first baseman Chris Richburg is the team leader in both home runs (11) and RBIs (40) ... he has hit safely in 33 of Tech's 42 games this season ... posted a 15-game hit streak earlier this year and is now riding a four-game streak.

• Junior center fielder Taylor Ashby is currently leading the team with a five-game hit streak and needs to hit in two more games to match his season-high of seven.

• Texas Tech has loaded the bases on four different occasions and has been unable to drive in a single run. The latest was on April 1 in Albuquerque when Tech loaded them up in the fourth only to allow UNM reliever Ryan Escarcega to retire three straight batters without allowing a run.

• Tech's series win over Kansas has given the Red Raiders an unofficial RPI of No. 92.

• Texas Tech has surpassed its sacrifice hit total from last season as the Red Raiders now have 41 in 2009. Tech managed just 36 sacrifice bunts in all of 2008.

### OFFENSE GETS BACK ON TRACK

After suffering three shutouts two weeks ago and a .235 team batting average over the course of six games prior to the Kansas series, the Red Raiders finally got back on track against the Jayhawks.

In the series opener against Kansas, the Red Raiders rocked the Jayhawk pitching staff for 15 runs and a season-high 21 hits. The last time Tech had 20-plus hits in a game was last season in the series finale at Oklahoma State. On Friday night, seven different players tallied multiple hit games while four added multiple-RBIs. Tech generated seven runs on nine hits on Saturday to earn the series win and notched 14 hits in the Sunday loss to the Jayhawks.

The weekend series improved Tech's team batting average over 10 points to .295. In conference play, the Red Raiders lead the Big 12 with a .320 average.

### TURNING THINGS AROUND

Despite Tech's 18-24 overall record, the turnaround of the Texas Tech Baseball program is underway. In his first season, Dan Spencer has the Red Raiders right in the thick of the Big 12 Conference race with nine league games left to go. Tech currently stands in seventh place in the league with a 9-9 record.

• Despite standing in seventh place, Tech is just 88 percentage points from this year.

• With nine conference wins, Tech has matched or beaten its entire total from each of the last three years. Tech finished the 2008 season with a 9-18 record and tied Kansas for ninth place.

• Tech's series opening win against Kansas gave the Red Raiders their third Big 12 series opening win at Dan Law Field this season - the last time that happened was in 2002.

• The series win over Kansas gave Tech its third Big 12 series victory - a first for the program since 2004.

### KENWORTHY SNAPS THE STREAK

The unlikely of players put an end to one of the longest streaks of this decade by the Texas Tech offense. Prior to Friday's opener against Kansas, the Red Raiders had gone six consecutive games without a home run which was the longest streak of this century. Joey Kenworthy, who had just one home run this year and three in his career, blasted a two-run dinger down the left field line on the first offering from Shaeffer Hall in the second at-bat of the first inning. Chris Richburg then followed up Kenworthy with a solo blast to mark the second time this season that Tech has hit back-to-back home runs.

### RUEDA RETURNS, AGAIN

Senior second baseman Willie Rueda made a quicker return to the lineup than most projected after re-injuring a hamstring in the second game of the Texas A&M series. Rueda started all three games of the weekend series against Kansas after missing the last six due to the injury. In all, he

has missed 17 games this year after suffering the initial injury on the opening weekend of the season. He is not expected to play in the midweek series against UNLV but will be back in action this weekend at Missouri.

### CLOUD ONE OF TEN FINALISTS FOR LOWE'S AWARD

Senior right-handed pitcher Brian Cloud has become the first Texas Tech Student-Athlete to be named a finalist for the prestigious Lowe's Senior CLASS Award. The finalists, ten of NCAA baseball's most outstanding student-athletes, were announced this morning by Lowe's.

Nationwide balloting begins immediately to determine the third annual winner, who will receive the award from Lowe's, an Official Corporate Sponsor of the NCAA, during the NCAA Men's College World Series this June in Omaha, Nebraska.

The finalists were chosen by a media committee from a list of 30 candidates based on qualities that define a complete student-athlete. These four primary areas of criteria include: classroom, community, character and competition.

The 2009 finalists are: Scott Bittle, University of Mississippi; Brian Cloud, Texas Tech University; Grant Escue, Bradley University; Nick Faunce, University of Kansas; Nate Freiman, Duke University; Jason Haniger, Georgia Institute of Technology; Brandon McArthur, University of Florida; Matt Nohely, University of Minnesota, Twin Cities; Ben Orloff, University of California-Irvine; and Adam Warren, University of North Carolina, Chapel Hill.

## NATIONAL POLLS APRIL 20

### USA TODAY/ESPN

Rk.	School
1.	Georgia
2.	Arizona State
3.	North Carolina
4.	Texas
5.	Rice
6.	UC-Irvine
7.	Georgia Tech
8.	LSU
9.	Arkansas
10.	Cal-State Fullerton
11.	Miami, Fla.
12.	Baylor
13.	Oklahoma
14.	Virginia
15.	Mississippi
16.	Florida State
17.	Texas A&M
18.	Cal Poly
19.	Coastal Carolina
20t	Clemson
20t	Oregon State
22.	TCU
23.	Florida
24.	East Carolina
25.	Ohio State

### BASEBALL AMERICA

Rk.	School
1.	UC-Irvine
2.	Rice
3.	Arizona State
4.	North Carolina
5.	Texas
6.	LSU
7.	Georgia Tech
8.	Georgia
9.	Baylor
10.	Cal-State Fullerton
11.	Mississippi
12.	Arkansas
13.	Oklahoma
14.	Cal Poly
15.	Virginia
16.	TCU
17.	Oregon State
18.	Miami, Fla.
19.	San Diego State
20.	Hawaii
21.	Florida State
22.	Alabama
23.	Kansas State
24.	Texas A&M
25.	Kent State

### COLLEGIATE BASEBALL

Rk.	School
1.	UC-Irvine
2.	Arizona State
3.	North Carolina
4.	Georgia Tech
5.	Georgia
6.	Texas
7.	Arkansas
8.	Rice
9.	LSU
10.	Cal-State Fullerton
11.	Virginia
12.	Cal Poly
13.	Mississippi
14.	Oklahoma
15.	Florida State
16.	Texas A&M
17.	Baylor
18.	Miami, Fla.
19.	Oregon State
20.	TCU
21.	Alabama
22.	Florida
23.	Coastal Carolina
24.	Ohio State
25.	Kent State

### NCBWA

Rk.	School
1.	LSU
2.	Georgia
3.	Rice
4.	North Carolina
5.	Arizona State
6.	Texas
7.	UC-Irvine
8.	Cal-State Fullerton
9.	Miami, Fla.
10.	Oklahoma
11.	Georgia Tech
12.	Arkansas
13.	Baylor
14.	Coastal Carolina
15.	Florida State
16.	Mississippi
17.	Virginia
18.	Clemson
19.	Cal Poly
20.	East Carolina
21.	TCU
22.	Florida
23.	Texas A&M
24.	San Diego State
25.	Oregon State

## STARTING PITCHERS



### TUESDAY

#### NATE KARNS

Junior RHP  
Arlington, Texas (Martin)

Pitches: Fastball, Slider, Curve, Change  
Velocity: 88-93

- Makes his eighth midweek start of the season on Tuesday and his ninth overall ... his last start was a losing effort at No. 16 TCU on Monday, April 13.
- Enters the game against UNLV with a 2-4 overall record and a 5.67 earned run average ... has logged 33 1/3 innings of work while allowing 27 runs (21 earned) on 36 hits and 20 walks ... has struckout 36 and hit just one batter.
- Surrendered four runs on five hits and five walks at TCU last week to fall to 5-10 in his career at Texas Tech.
- Tuesday's game will be his first appearance against UNLV.

## WEDNESDAY

TBA

### HOLY COW

Sophomore right-hander Chad Bettis's impact on the 2009 Red Raiders is simply immeasurable. He has been a part of all but two Tech wins since Feb. 26. In Big 12 play alone, he is 3-0 with four saves and played huge roles in Tech's series wins over Nebraska, No. 11 Texas A&M and No. 24 Kansas.

#### Noting Bettis:

- Was moved out of the weekend rotation following the Cal-State Northridge series to help solidify the Tech bullpen.
- Owns a 2.56 ERA on the year and is 4-0 with six saves. His six saves are tied for third in the Big 12 Conference while his four saves in league play are tied for first.
- Has won three games and registered four saves in Tech's six Big 12 Conference wins.
- In the three-game series against Nebraska, he logged 6 1/3 shutout innings of relief to earn a win and a save. In the series finale against the Huskers, he hurled 4 1/3 shutout innings to help give the Red Raiders a series win.
- After not seeing any action as a reliever in the first two games of the Baylor series, Bettis made his third start of the year in the series finale against the Bears. In turn, he helped Tech avoid a sweep as he posted a career-high eight innings and fanned a career-high eight. He allowed three earned runs on eight hits and walked three.
- Tossed his first career complete game in the series finale at No. 11 Oklahoma ... allowed only one run in the ninth inning after hurling eight shutout innings ... held the Big 12's top offensive attack to just one run and four hits (both season lows for the Sooners) ... tossed 154 total pitches and struckout a career-high nine batters ... earned Big 12 Pitcher of the Week honors on April 13.

### CLIMBING THE CHARTS

- Several current Red Raiders are moving up on various career lists at Texas Tech:
- Senior RHP Brian Cloud moved into a tie for fifth place on the school's all-time appearances list with Jeff Peck (1994-97) ... his start against Oklahoma last weekend gave him 66 career appearances ... will need 10 more appearances to move into fourth place.
  - Senior right-hander AJ Ramos needs 1 2/3 innings to move into eighth place on the school's career innings pitched list and six innings to move into sixth place ... has logged 234 career innings to this point.
  - With 221 career strikeouts, Ramos has surpassed former big leaguer Matt Miller (1994-97) and current radio guru on the career strikeouts list ... Ramos is now seventh on the list surpassing Miller's 213 career strikeouts.
  - In Big 12 play, Ramos is second on the career innings pitched list with 139.
  - With 59 stolen bases on the year, Willie Rueda has moved into sole possession of fifth place on the career stolen base list.
  - Sophomore right-hander Chad Bettis needs just one more save to move into a tie for fourth place on the school's career saves list ... he currently has six.

### FRESHMAN FRENCHMAN IS ON FIRE IN THE BIG 12

Although the French are more known for their crispy fried potatoes than baseball players, freshman designated hitter Scott LeJeune is changing the norm. LeJeune, a product of

Austin's McNeil High School, has been Tech's top hitter in Big 12 Conference play, posting a .452 average (28-of-62). In league play, he has driven in 15 runs (third on the team) and hit seven doubles and one home run. He is second on the squad with eight conference multiple-hit games and and third with four multiple-RBI games.

### CLOUD MOVES INTO WEEKEND ROTATION

After pitching in nearly every situation imaginable over his four-year career, senior right-hander Brian Cloud found himself in an unusual position in the series opener against Texas A&M. Cloud made his first career start in a Texas Tech uniform against the Aggies and logged 4 2/3 innings for a no-decision. When he left the game in the fifth, the Red Raiders held a 3-2 lead and he had allowed only five hits and struckout four. He is expected to be the Friday starter when the Red Raiders host the Kansas Jayhawks this weekend at Dan Law Field..

### DEFENSE HAS BEEN KEY

- Texas Tech's fielding woes have been no secret as the Red Raiders currently rank last in the Big 12 with a .955 percentage. The Red Raiders have committed 74 errors in 42 games this year and are well on their way to setting a new school record.
- The school record for errors in a season is 112 set back in 1998 ... this year's team is 38 away from breaking that mark.
  - Tech has allowed 52 unearned runs this year and 32 of those have come since March 23.
  - Junior shortstop Joey Kenworthy leads the team with 15 errors (.928 fielding percentage) but has committed just eight miscues when playing on FieldTurf (at home and at Texas).
  - Tech has committed 3-plus errors in 14 games this year.
  - Tech watched a one-run game get away from them in the series opener at Texas as the Red Raiders committed four errors in the seventh that led to a 9-5 UT win.

### MASKED RIDER MAKES HISTORIC RIDE

Texas Tech Baseball fans were a part of history on Friday night as one of the most iconic mascots in all of college athletics made a historic ride on the turf at Dan Law Field prior to first pitch of the series opener against Texas A&M.

For the first time in history, the Masked Rider led the baseball team onto the field as the Red Raiders opened up a three-game Big 12 series at home against Texas A&M. The Masked Rider had never led any other team onto the field of competition except for football in its entire existence.

Ashley Hartzog, the 2008-09 Masked Rider, made her final appearance on Midnight Matador as her reign as the Masked Rider will come to an end later this spring.

The Masked Rider is a mysterious and striking symbol of Texas Tech school spirit and pride. Mounted on a black quarter horse and wearing a black mask, bolero hat, and a red-and-black cape, the Masked Rider has led the football team onto the field for 54 years. Hartzog is the 48th student to serve as the Masked Rider.

## BIG 12 STANDINGS

School	Big 12	Per.	Overall	Per.
Texas	12-6	.667	29-8	.784
Texas A&M	11-7	.611	25-14	.641
Baylor	10-7	.588	25-12	.676
Kansas State	8-7	.533	29-11	.725
Oklahoma	8-7	.533	29-11	.725
Kansas	8-7	.533	25-14	.641
Texas Tech	9-9	.500	18-24	.429
Missouri	8-10	.444	21-20	.512
Oklahoma State	5-9	.357	25-15	.625
Nebraska	4-14	.222	17-21	.449

### This Week In The Big 12 Conference

#### Tuesday

Rice at Texas, 6 p.m.  
Baker at Kansas, 6 p.m.  
Baylor at Sam Houston State, 6:30 p.m.  
Nebraska at Creighton, 6:30 p.m.  
UNLV at Texas Tech, 7 p.m.  
Oklahoma State at Wichita State, 7 p.m.

#### Wednesday

UNLV at Texas Tech, Noon  
Missouri State at Oklahoma State, 6:30 p.m.  
Prairie View A&M at Texas A&M, 6:30 p.m.  
Texas State at Baylor, 6:30 p.m.  
Wichita State at Oklahoma, 7 p.m.  
Kansas vs. Missouri (Kansas City), 7 p.m.

#### Friday

Nebraska at Kansas, 6 p.m.  
Kansas State at Texas, 6 p.m.  
Texas Tech at Missouri, 6:30 p.m.  
Oklahoma at Baylor, 6:30 p.m.  
Oklahoma State at Texas A&M, 6:30 p.m.

#### Saturday

Oklahoma at Baylor, 1 p.m.  
Texas Tech at Missouri, 2 p.m.  
Kansas State at Texas, 2 p.m.  
Oklahoma State at Texas A&M, 2:05 p.m.  
Nebraska at Kansas, 6:05 p.m.

#### Sunday

Nebraska at Kansas, 1 p.m.  
Texas Tech at Missouri, 1 p.m.  
Kansas State at Texas, 1 p.m.  
Oklahoma State at Texas A&M, 1:05 p.m.  
Oklahoma at Baylor, 1:30 p.m.

## TECH'S RECORD WHEN ...

At Dan Law Field	12-5
On the Road	6-19
At Neutral Sites	1-3
Record in Three-Game Series	9-12
On Artificial Turf	13-7
On Natural Grass	5-17
February	5-3
March	7-15
April	6-7
May	0-0
June	0-0
Vs. Non-Conf.	9-15
Vs. Big 12	9-9
Vs. Big 12 South	5-7
Vs. Big 12 North	4-2
Monday	1-1
Tuesday	2-4
Wednesday	1-4
Thursday	0-2
Friday	4-5
Saturday	6-5
Sunday	4-3
vs Left Starter	6-5
vs Right Starter	12-19
1-Run games	4-4
2-Run games	2-2
5+Run games	8-9
Extra inns	0-0
Shutouts	0-3
Scoring 0-2 runs	0-9
Scoring 3-5 runs	4-9
Scoring 6-9 runs	7-5
Scoring 10+ runs	7-1
Opponent 0-2 runs	4-2
Opponent 3-5 runs	9-3
Opponent 6-9 runs	4-11
Opponent 10+ runs	1-8
Scored in 1st inning	9-5
Opponent Scored in 1st inning	8-13
Scores first	10-10
Opp. scores first	8-14
Hit 0 home runs	8-14
Hit 1 home run	5-7
Hit 2+ home runs	5-3
Opponent 0 home runs	8-11
Opponent 1 home run	4-9
Opponent 2+ HRs	6-4
Made 0 errors	5-4
Made 1 error	7-5
Made 2+ errors	6-15
Opp. made 0 errors	7-9
Opp. made 1 error	4-7
Opp. made 2+ errors	7-8
Out-hit opponent	12-6
Out-hit by opponent	2-15
Hits are tied	4-3
When walking less than five	14-7

## SCHEDULE ADDITIONS

Texas Tech has added two games to the 2009 schedule following the cancellation of a two-game home series against Alabama A&M (April 14-15). Alabama A&M cancelled the series due to financial constraints. The Red Raiders will travel to Fort Worth on Monday, April 13 where they will face the TCU Horned Frogs at 3 p.m. at Lupton Stadium. The second and final makeup game will take place at Dan Law Field on Wednesday, May 13 as the Red Raiders will take on Mississippi Valley State at noon. Tech and Mississippi Valley State will play the first of what will now be a two-game series on Tuesday, May 12 at 6:30 p.m. as originally scheduled.

## LUBBOCK FOURSOME LEADS TECH PAST HUSKERS

Texas Tech's Big 12 series win over Nebraska in the conference opener had a serious local flavor. Chris Richburg (Frenship), Jeremy Mayo (Monterey), Taylor Ashby (Monterey) and Chad Bettis (Monterey) were instrumental in leading the Red Raiders to their first Big 12 series win in just under a year. Richburg paced the Tech offense with a .667 average (6-of-9) with four RBIs and drew four walks. Taylor Ashby hit .538 with three RBIs while Mayo hit .400 and slugged two, two-run home runs in the Sunday finale. On the mound, Chad Bettis picked up a win and a save and logged over six shutout innings.

## BETTIS MOVES TO THE BULLPEN

Sophomore right-hander Chad Bettis made the move from weekend starter to reliever at the Palm Springs Invitational (March 5-8). Bettis spent his entire freshman season as a weekend starter and pitched in that same role in Tech's season opener against Southern Utah and against Cal-State Northridge. However, after watching the Tech bullpen struggle in the Northridge series, the decision was made to develop Bettis into a late inning reliever. His first appearance out of the bullpen came against San Francisco on March 6 when he entered the game with two runners on, one out, and Tech trailing by one run. Bettis recorded the final two outs to get Tech out of the jam.

## MILES FROM NOWHERE

Texas Tech fans probably did a double take on Saturday Feb. 21 when Miles Morgan took the hill for the start against Southern Utah. Morgan, who was named the Big 12's Freshman Pitcher of the Year in 2006, hadn't made an appearance on the mound in over two years prior to Saturday, much less a start. The great news for Texas Tech was that he looked every bit as good as he did as a freshman when he compiled a 6-7 record and most scouts were projecting him as a high draft pick. The senior right-hander from Lubbock Coronado has battled injuries over the last two seasons and made his first appearance on Saturday since Feb. 4, 2007, against Stephen F. Austin. Against Southern Utah, he logged six strong innings while giving up just two runs on four hits and struckout 11. His 11 strikeouts are tied as the third highest total in his career.

## RAMOS RETURNS TO THE MOUND

Senior right-handed pitcher AJ Ramos did something on Sunday (Feb. 22) that very few players with a UCL tear are able to accomplish in less than 12-18 months - make a successful return. The senior from Estacado underwent Tommy John surgery on April 30, 2008 and began immediate rehabilitation. In just less than 10 months, Ramos defied expectations and returned to the starting rotation where he got the nod in the Sunday finale against UT-Pan American. With a predetermined pitch count of 50, Ramos was able to give the Red Raiders three scoreless innings and in the process picked up his first win since March 8, 2008 (Northern Illinois).

## CLOUD EARNS DISTINCTION FROM LOWE'S

Senior right-handed reliever Brian Cloud is one of 30 candidates for the prestigious Lowe's Senior CLASS Award that is given annually to a deserving student-athlete that has found success on the playing field, in the classroom and in the community.

Cloud, a senior from Lubbock, is in his fourth season on the Texas Tech Baseball team and is a model student-athlete. Not only has he been successful on the diamond, but he has maintained an impressive GPA and has been active in the Lubbock community. Cloud is one of four student-athletes (Nick Faunce, Kansas; Nick Sullivan, Nebraska; Kyle Thebeau, Texas A&M) from the Big 12 Conference that will be vying for one of the 10 finalists spots that will be revealed midway through the season.

To be eligible for the award, a student-athlete must be classified as an NCAA Division I senior and have notable

achievements in four areas of excellence: Classroom, Character, Community, and Competition.

## NEW SKIPPER IN CHARGE

For the first time in 22 seasons, there will be a new skipper in charge of the Red Raiders. Dan Spencer, who joined the Tech program as the associate head coach in 2007, was named Tech's eighth head coach in school history on June 13, 2008. Spencer, who helped lead the Oregon State Beavers to back-to-back national titles in 2006 and 2007, replaced Larry Hays who spent 22 seasons in charge of Red Raider Baseball and is the school's all-time winningest coach.

## FOREVER 27

Texas Tech and Lubbock Christian University paid tribute to a man who single-handedly put both schools on the map when it comes to baseball. Larry Hays, the all-time wins leader at both institutions, had both his Texas Tech and LCU jersey's retired in a pregame ceremony on Monday, March 23. Hays won 814 games as the skipper of the Red Raiders and 695 as the head coach at LCU and became the only the fourth collegiate coach to win 1,500 games. Hays retired from Texas Tech in the summer of 2008 and handed over the reins to former player Dan Spencer.

- A crowd of 4,075 turned out for the game and it marked the highest attended game at Dan Law Field since the 2006 season when 4,088 watched a game between the Red Raiders and the No. 13 Oklahoma Sooners.

- The game against LCU was the first between the two schools in 16 years. Prior to the game, the two teams had not played since an 8-2 Texas Tech win on April 13, 1993.

- Hays became just the third person to have his baseball jersey retired at Texas Tech, as he joined former players Clint Bryant and Brooks Wallace.

## FIRST WIN FOR SPENCER

At 1:01 p.m. on Friday, Feb. 20, the Dan Spencer era at Texas Tech officially got underway and by 3:38 p.m. he had officially gone down in the record books with his first career win (14-3 over Southern Utah). He became the fifth consecutive head coach at Texas Tech to win his coaching debut.

## WEEKEND ROTATION RETURNS

Texas Tech fans will get a glimpse of something that has not happened for the Red Raider Baseball team in over 30 years. The Red Raiders return their entire weekend rotation from 2008 and that is something that has not happened at Tech since at least 1979. Tech records prior to 1979 are held in the Southwest Collections Center on campus and unavailable for this research. Senior right-hander AJ Ramos, junior right-hander Nate Karns and sophomore right-hander Chad Bettis return to the squad after accounting for 33 of the team's 55 starts in 2008. All three players earned starting nods on opening weekend this season.

## GUSTAFSON COMPLETES COACHING STAFF

Ed Gustafson completed Dan Spencer's coaching staff back on July 1, 2008, when he was named as an assistant coach in charge of the pitching staff. Gustafson will also be in charge of Tech's national recruiting efforts meaning he will cover each state with the exception of Texas. Texas is handled by assistant coach Trent Petrie.

- The addition of Gustafson gives Spencer a staff that also includes assistant coach Trent Petrie (defense) and volunteer assistant Andy Jarvis (offense).

- This year's coaching staff is the first Tech baseball staff since 1999 that does not feature at least one native Texan. Spencer, Gustafson and Jarvis all hail from the state of Washington, while Petrie is a Wisconsin native. The last staff to not have a native Texan was in 1999 with head coach Larry Hays (New Mexico) and assistants Frank Anderson (Kansas) and Greg Evans (Mississippi).

## BUILDING WITH YOUTH

Dan Spencer's first team at Texas Tech will be a youthful one as 21 players on this year's squad are either freshmen or sophomores. The youthful group was far from an accident as Spencer and his staff made the early decision to build the program starting with freshmen in order to avoid the yearly turnover that has plagued the Red Raiders in the past. On this year's roster are 13 freshmen which is undoubtedly the largest freshman class at Tech in the last 25 years.

## FROM SEA TO SHINING SEA

Texas Tech has wasted no time in making its recruiting a national effort as is evidenced by this year's roster. True freshmen Garrett Totten and Kevin Whitehead came to Lubbock from the state of Washington and both players

## HEAD COACH DAN SPENCER



Dan Spencer was formally introduced as the eighth head baseball coach in Texas Tech school history on Friday, June 13, 2008 at a news conference in the Masked Rider Lobby at Jones AT&T Stadium on the Texas Tech University campus.

Spencer succeeded Larry Hays who spent 22 seasons as the head coach of the Red Raiders and stepped down from his position on June 2. He became just the eighth head coach in school history joining E.Y. Freeland (1925-27), R. Higginbotham (1928-29), Bettie Feathers (1954-60), Berl Huffman (1961-67), Kal Segrist (1968-83), Gary Ashby (1984-86) and Larry Hays (1987-2008).

"I am pleased that we have a head coach the caliber of Dan Spencer to lead our baseball program," said Texas Tech Director of Athletics Gerald Myers. "He has been one of the top pitching coaches in college baseball, leading Oregon State to two national championships. We look forward to Dan leading our program and know that he will do an outstanding job as the head coach of the Red Raiders."

Spencer, 42, rejoined the Texas Tech Baseball family back on July 2, 2007 when he was named associate head coach on the staff of former head coach Larry Hays. He spent the 2008 season in that role where he coached the pitchers and catchers and headed Tech's recruiting front. His 2008 pitching staff produced two top-10 round MLB draft picks in juniors Zach Stewart and James Levertton, both of which had never been drafted prior to this season. Stewart was taken in the third round of the draft by the Cincinnati Reds while Levertton was taken in the eighth round by the Chicago Cubs.

The return to Lubbock was not a difficult decision for Spencer who earned three varsity letters at Texas Tech between 1985 and 1987. As a Red Raider, he played two seasons under Gary Ashby (1985 and 1986) and one under Larry Hays (1987).

Prior to his arrival back at Texas Tech, he spent 11 seasons at Oregon State, the last three as associate head coach where he served as pitching/catching coach and recruiting coordinator. His pitching staffs during the last two seasons of his OSU tenure were instrumental in helping the Beavers become the first back-to-back College World Series Champions since LSU in the late 1990s. In those two seasons, his staffs compiled 3.41 and 3.48 cumulative ERAs while leading the team to 50-16 and 49-18 respective records. His group led the Pac-10 in ERA in both 2005 and 2006 while his bullpen helped pave the way to back-to-back national titles by contributing 20-plus saves in both 2006 and 2007.

Under his leadership, the Beavers had three pitchers and one catcher named to All-America teams and seven drafted in the top 10 rounds of the MLB Draft. Eddie Kunz, the ace of the 2007 staff, and catcher Mitch Canhan, the squad's leading hitter, were both first round draft selections in the 2007 MLB Draft.

"I am very excited and honored to be the head baseball coach at Texas Tech University. For the last 20 years I have thought that maybe one day I would have a chance to be a head coach but to be honest I never thought I would have a chance here until the last year or so. To have this job it's a dream. It's not a job that in the next five years, I'm going to be looking to go somewhere else. This is the perfect place for me and my family. It's great to be a Red Raider."

He and his wife, Susie, have three children: Wade, Logan and Elizabeth.

### CAREER RECORD

Overall: 18-24

Big 12 Record: 9-9

should see significant playing time at shortstop and catcher, respectively. Freshman outfielder Kengray Fleming represents the East Coast as he comes to the Red Raiders from Louisa, Va., and is expected to be the starting center fielder.

### LOCAL INFLUENCE

Texas Tech will be well represented by local players in 2009 as the roster features eight players who are from Lubbock. Seniors AJ Ramos (Estacado), Brian Cloud (Cooper), Miles Morgan (Coronado) and Chris Richburg (Frenship) join juniors Taylor Ashby (Monterey) and Logan Leslie (Lubbock Christian High) along with sophomores Jeremy Mayo (Monterey) and Chad Bettis (Monterey).

### BETTIS GETS PRESEASON ATTENTION

Sophomore Chad Bettis garnered some well deserved preseason attention from Baseball America. Bettis was one Tech's top hurlers in 2008 and is poised for an even better sophomore season. Following last season, he spent the summer in the prestigious Cape Cod League where he played for the Falmouth Commodores and compiled a 3-0 record and a team best 2.68 ERA. He was named the No. 21 prospect (Baseball America) in the Cape Cod League at the conclusion of the summer and that helped him earn the No. 24 overall sophomore prospect (Baseball America) for the 2009 season. He was an eighth-round draft pick out of high school by the Houston Astros but decided to honor his commitment to Texas Tech.

### RED RAIDERS PICKED EIGHTH

Texas Tech was projected to finish eighth in the final Big 12 standings according to a preseason poll of the league coaches. The Red Raiders will be in search of their first Big 12 Championship appearance since 2006.

### Projected Order Of Finish

1. Texas A&M
2. Texas
3. Baylor
4. Oklahoma State
5. Missouri
6. Oklahoma
7. Nebraska
8. **Texas Tech**
9. Kansas State
10. Kansas

### HALL/KREDER LEAVE PROGRAM

Shortstop Chris Hall and catcher Monk Kreder left the program late in the fall and transferred in search of playing time for the 2009 season. Hall, who started every game of 2008 at shortstop, enrolled at Abilene Christian University in January, while Kreder joined the Howard Junior College squad this spring. Kreder made 42 starts behind the plate last season for the Red Raiders.

### WHY ONLY 32?

For the first time, the NCAA has limited the number of players on a roster to a maximum of 35. This rule change went into effect prior to the 2008-09 academic year and applies to all Division I institutions. When you go down the Texas Tech roster, however, you will count just 32 players. Tech's roster is short three players this spring due to the fact that three players transferred at the end of the fall semester (Chris Hall, Monk Kreder and Duncan McGee). According to the new NCAA rule, players who transfer prior to the spring semester must be counted on the institution's 35-man roster in which they attended during the fall.

### SENIORS SHOULD CARRY THE OFFENSIVE LOAD

Seniors Chris Richburg and Willie Rueda will be relied upon to be the offensive catalysts for the Red Raiders this season. Rueda led the team last year with a .361 average and in the process earned Honorable Mention All-Big 12 honors. Along with his team-best 70 hits, Rueda finished the year third on the team with 14 doubles and finished tied for the lead with three triples. His 27 stolen bases led both the team and the Big 12 Conference. Richburg, who missed 15 games due to injury, still managed to finish second on the team with a .345 average along with eight doubles, two triples and two home runs. He also became just the fifth player in school history to hit-for-the-cycle (vs. New Mexico State).

### RAMOS PROGRESSING NICELY

Senior right-hander AJ Ramos is right on target to make what most would call a miraculously recovery. Ramos was discovered to have a torn UCL in his right (throwing) elbow after the team returned to Lubbock from a weekend series last season at Kansas. Surgery was performed on April 30 (2008) and he began immediate rehabilitation under

baseball athletic trainer Shawn Lindsey. Ramos began throwing to hitters in Tech's first team practice of the spring (Feb. 1) and has progressed so quickly that he will get the starting nod on Sunday against UT-Pan American. Ramos has recovered from this intricate surgery in nine months versus a typical recovery time that lasts anywhere from a year to 18 months.

### ROAD WARRIORS

Last season, the Red Raiders were forced to get accustomed to playing on the road after a pair of weekend home series were cancelled. This year, however, its entirely on purpose. Texas Tech will play 31 of its 56 regular-season games on the road and that means just 25 games within the friendly confines of Dan Law Field. Tech's youth will be forced to grow up on the road and hopefully that will develop into a strong team chemistry - something every successful team must have. The Red Raiders will get an extended tour of California at the end of February as the team will spend 11 days in the Golden State. Tech will play a weekend series at Cal State Northridge (2/27-3/1), a single game at Cal Riverside (3/3) and end the trip with four games at the Palm Springs Baseball Invitational. The 2009 season will bring about five Big 12 series on the road including trips to Baylor, Texas, Oklahoma, Missouri and Kansas State.

### CLASSROOM SUCCESS

The 2009 Red Raiders got off to a good start in the classroom this past fall as 20 players were named to the Big 12 Honor Roll for the fall semester after earning a 3.0 GPA or higher. Players earning sports on the honor roll were: Mehdi Alavi, Taylor Ashby, Brian Cloud, Scott Erzinger, Colton Farrar, Brandon Foster, Nick Hanslik, Joey Kenworthy, Robbie Kilcrease, Scott Lejeune, Logan Leslie, Mason Macnoll, Kellen Monreal, Miles Morgan, Austin Quick, AJ Ramos, Chris Richburg, Jordan Stern, Brennan Stewart and Kevin Whitehead.

### 2010 SIGNING CLASS

Texas Tech Head Coach Dan Spencer and his staff of Ed Gustafson and Trent Petrie brought together a signing class for 2010 that includes three junior college and six high school players. The group consists of six players from Texas, one from Oklahoma, one from Washington and one from Canada.

• Five members of the signing class were honored by *Collegiate Baseball Magazine* as preseason All-State selections: Barrett Barnes (INF), Charlie Martin (INF), James Altobelli (C) and Jamodrick McGruder (INF) and Dalton von Schamann (INF/RHP)

### 2010 Signees

James Altobelli, Catcher, Plano, Texas  
Barrett Barnes, INF, Sugar Land, Texas  
Zach Fowler, LHP, Texarkana, Texas  
Stephen Hagen, INF/OF, Lakebay, Washington  
Jay Johnson, LHP, Sussex, New Brunswick, Canada  
Charlie Martin, INF, Rockwall, Texas  
Jamodrick McGruder, INF, Mesquite, Texas  
Nick Popescu, UTL, Flower Mound, Texas  
Dalton von Schamann, INF/RHP, Edmond, Okla.

### RED RAIDERS ARE THINKING PINK

The Texas Tech Baseball program has adopted the Susan G. Komen Foundation as its philanthropy in 2008-09 and are looking forward to a long relationship with the organization. The Susan G. Komen Foundation's mission to raise awareness and help put an end to breast cancer, which takes the lives of thousands of women each year. Back in October, the squad served as race volunteers for the Lubbock Race For The Cure Event and this spring the Red Raiders will start a new tradition at Dan Law Field. Texas Tech Baseball and the Lubbock chapter of the Susan G. Komen Foundation will host an awareness day at Dan Law Field on Saturday, May 16. Tech players and coaches will wear special pink hats to help raise awareness for breast cancer research and take part in a variety of other activities.

## THE LAST TIME IT HAPPENED

### HITTING CATEGORIES

TECH PLAYER HIT A GRAND SLAM	Garrett Totten at Baylor, March 22, 2009
TECH PLAYER HIT AN INSIDE-THE-PARK HOME RUN	Roger Kieschnick vs. New Mexico, May 14, 2007
TECH PLAYER HIT A PINCH HIT HOME RUN	Logan Leslie vs. UC-Riverside, March 5, 2009
OPPONENT HIT A PINCH HIT HOME RUN	Josh Ludy, Baylor, March 22, 2009
TECH PLAYER HIT A WALKOFF HOME RUN	Doug Thennis vs. Missouri (bottom of the ninth grand slam), March 30, 2008
OPPONENT HIT A WALKOFF HOME RUN	Dane Carter, Texas A&M (solo home run in the bottom of the 12th inning), March 14, 2008
OPPONENT HIT A GRAND SLAM	Martin Parra, at TAMU-Corpus Christi, March 18, 2009
HIT FOR THE CYCLE	Chris Richburg vs. New Mexico State (At Roswell, N.M.), April 23, 2008
HIT BACK-TO-BACK HOME RUNS	Joey Kenworthy and Chris Richburg vs. Kansas (First Inning), April 17, 2009
HIT TWO HOME RUNS IN ONE GAME	Chris Richburg at Baylor, March 22, 2009
HIT TWO HOME RUNS IN A SINGLE INNING	Cameron Blair vs. Oklahoma State, May 16, 2004
TEAM HIT FOUR HOME RUNS IN A SINGLE INNING	at Oklahoma State (Top of 9th Inning), May 16, 2004
HIT THREE HOME RUNS IN ONE GAME	Michael Mask vs. Harvard (GM1), March 6, 2004
HIT FOUR HOME RUNS IN ONE GAME	(4) Johnny Vidales and Todd Howey vs. Sul Ross 1984
HIT HOME RUNS IN THREE CONSECUTIVE GAMES	Kyle Martin vs. Baylor, March 23-25, 2007
HAD FIVE HITS IN A GAME	Scott LeJeune at Baylor, March 21, 2009
HAD FIVE MULTIPLE BASE HITS IN A GAME	Roger Kieschnick at New Mexico, (two home runs, two doubles, one triple) February 27, 2007
HAD SIX HITS IN A GAME	Keith Ginter vs. Kansas, April 10, 1998
HAD THREE DOUBLES IN A GAME	Taylor Ashby at Kansas State, April 1, 2007
HIT TWO TRIPLES IN A GAME	(3) Jason Rainey vs. Texas A&M-Corpus Christi, May 1, 2001
HAD SEVEN RBI OR MORE IN A GAME	(7) Chris Richburg vs. Dallas Baptist, May 1, 2007
HAD NINE RBI OR MORE IN A GAME	(9) John Grimes vs. Baylor, March 23, 1984
AN OPPONENT HIT TWO HOME RUNS IN ONE GAME	Tony Thompson, Kansas, April 19, 2009
STOLE FOUR BASES IN A GAME	(4) Gera Alvarez vs. Oklahoma State, March 16, 2002
STRUCK OUT FOUR OR MORE TIMES IN A GAME	(4) Scott LeJeune at UC-Riverise, March 3, 2009
WALKED FOUR TIMES IN A GAME	Michael Reed vs. Southern Utah, February 20, 2009
HAD TWO SAC BUNTS IN A GAME	Ben Baker vs. Cal State Northridge, March 2, 2007
HAD TWO SAC FLIES IN A GAME	Joey Kenworthy at Baylor, March 22, 2009
SCORED FIVE OR MORE RUNS IN A GAME	(5) Roger Kieschnick at New Mexico, February 27, 2007
HIT BY PITCHES THREE OR MORE TIMES	(3) Cody Fuller vs. College of the Southwest, April 27, 2005
TECH PLAYER HIT INTO A TRIPLE PLAY	Chris Richburg at Cal-State Northridge (First Inning), February 28, 2009

### PITCHING CATEGORIES

THREW A NO-HITTER	Ruben Garcia vs. Baylor, April 23, 1971
THREW A PERFECT GAME	Never
THREW A ONE-HITTER	Jimmy Frush, vs. College of Southwest, April 21, 1996
THREW A TWO-HITTER	Brandon Roberson vs. Oklahoma State, May 23, 2001
TEXAS TECH WAS NO-HIT	Max Scherzer and Michael Cole of Missouri, April 1, 2005
TEXAS TECH WAS ONE-HIT	at Kansas, April 12, 2008
THREW A COMPLETE GAME	Chad Bettis, at Oklahoma, April 11, 2009
BACK-TO-BACK COMPLETE GAMES	AJ Ramos and Chad Bettis at Oklahoma, Doubleheader on April 11, 2009
THREW A COMPLETE GAME SHUTOUT	AJ Ramos vs. Kansas, April 20, 2007
SHUT OUT AN OPPONENT (2 OR MORE PITCHERS)	Lorenzo Douglas, Brian Cloud and James Leverton vs. New Mexico, 10-0, April 8, 2008
AN OPPOSING PITCHER THREW A COMPLETE GAME (NINE INNINGS)	Zach Jackson (Texas A&M), March 27, 2004
AN OPPOSING PITCHER THREW A COMPLETE GAME (SEVEN INNINGS)	Andy Benedict (UTSA), April 7, 2009
TEXAS TECH WAS SHUT OUT	at Oklahoma (4-0), April 11, 2009
STRUCK OUT 12 OR MORE BATTERS IN A GAME	(12) Miles Morgan vs. Dallas Baptist, February 23, 2006
STRUCK OUT 13 OR MORE BATTERS IN A GAME	(14) Brandon Roberson vs. SDSU, February 17, 2001
STRUCK OUT 15 OR MORE BATTERS IN A GAME	(15) Miles Morgan vs. Texas, March 18, 2006
AN OPPONENT PITCHER STRUCK OUT 10 OR MORE	(10) Alex Wilson, Texas A&M, April 4, 2009
AN OPPONENT PITCHER STRUCK OUT 12 OR MORE	(14) Max Scherzer (Missouri), April 1, 2005
WALKED 10 OR MORE BATTERS IN A GAME	(10) vs. Kansas, April 19, 2009
WALKED 13 OR MORE BATTERS IN A GAME	(14) vs. Kansas State, April 17, 2005
TEXAS TECH'S PITCHING STAFF DID NOT WALK A BATTER	vs. Gonzaga, March 7, 2009
RECORDED 14 WINS IN A SEASON	Shane Wright, 1998
HIT THREE BATTERS IN A GAME	(3) AJ Ramos vs. Northern Illinois, March 8, 2008

### FIELDING CATEGORIES

HAD NO ERRORS IN A GAME	vs. UTSA (Game 1 of a doubleheader), April 7, 2009
TEAM COMMITTED SIX ERRORS IN A GAME	April 15, 2006 vs. Kansas State
ALLOWED FIVE-PLUS UNEARNED RUNS IN A GAME	(5) at New Mexico, April 1, 2009
PLAYER HAD THREE OR MORE ERRORS IN A GAME	3, Chris Hall vs. Rice, March 2, 2008
PLAYER HAD FOUR OR MORE ERRORS IN A GAME	4, Kyle Martin vs. Kansas State, April 15, 2006
PLAYER HAD THREE OR MORE ERRORS IN INNING	3, Cameron Blair vs. Nebraska (2nd Inn), May 15, 2005
PLAYER HAD 17 OR MORE PUTOUTS IN A GAME	(21) Monk Kreder at Texas A&M, March 14, 2008
PLAYER HAD TEN OR MORE ASSISTS IN A GAME	(10) Justin Berry vs. New Mexico, February 25, 2009
TURNED FOUR DOUBLE PLAYS IN A GAME	vs. Northern Illinois, February 12, 2005
LEFT 13 OR MORE PLAYERS ON BASE	(13) at Texas A&M, March 14, 2008

### SCORING AND MISCELLANEOUS CATEGORIES

RECORDED 20 OR MORE HITS	(21) vs. Kansas, April 17, 2009
SCORED 20 OR MORE RUNS	(21) at Texas A&M-Corpus Christi, March 18, 2008
SCORED 30 OR MORE RUNS	(30) vs. Harvard (GM2), March 6, 2004
SCORED 10 OR MORE RUNS IN AN INNING	(10) vs. UTSA, February 25, 2008
SCORED 12 OR MORE RUNS IN AN INNING	(13 - third inning -school record) vs. Western Illinois, Feb. 20, 2005
OPPONENT SCORED 10 OR MORE RUNS IN AN INNING	(12) at Baylor, March 25, 2007
SWEPT A THREE-GAME SERIES	vs. Missouri, May 12-14, 2006
TECH WAS SWEPT IN A SERIES (THREE GAMES)	at Cal-State Northridge, February 27-March 1, 2009
TECH WAS SWEPT IN A SERIES AT HOME	vs. Oklahoma State, May 11-13, 2007
PLAYED BACK-TO-BACK EXTRA-INNING GAMES	vs. Eastern New Mexico, March 24, 1998
PLAYED IN EXTRA INNINGS	vs. Oklahoma State, March 27, 1998
LOST IN EXTRA INNINGS	at Texas A&M, March 14, 2008
WON IN EXTRA INNINGS	at Baylor (won 8-7 in 10 innings), March 24, 2007
WON IN THE BOTTOM OF THE NINTH INNING	vs. No. 2 Missouri (Doug Thennis' grand slam erased an 11-11 tie), March 30, 2008
PLAYED A RANKED TEAM	vs. No. 24 Kansas, April 19, 2009
DEFEATED A RANKED TEAM	vs. No. 24 Kansas (7-5), April 18, 2009
DEFEATED A TOP 10 TEAM	at #8 Texas (4-2), March 28, 2009
DEFEATED A TOP 10 TEAM NOT IN THE BIG 12	vs. No. 10 Arizona State, April 17, 2006 (won 7-2)
DEFEATED A TEAM RANKED NUMBER ONE	at Cal-State Fullerton, May 27, 2001 (won 11-7)
WON A THREE-GAME SERIES AGAINST A RANKED TEAM	vs. No. No. 24 Texas A&M, April 17-19, 2009

## SEASON RESULTS

Game date	Opposing team	Score	r-h-e	r-h-e	Inns	Overall	Big 12	Pitcher of record	Attend	Time
Feb 20, 2009	SOUTHERN UTAH	W 14-3	14-12-0	3-9-2	9	1-0-0	0-0-0	Bettis (W 1-0)	1866	2:37
Feb 20, 2009	UT-PAN AMERICAN	W 6-5	6-10-1	5-7-0	9	2-0-0	0-0-0	Cloud (W 1-0)	2025	3:15
Feb 21, 2009	SOUTHERN UTAH	W 8-2	8-11-2	2-9-0	9	3-0-0	0-0-0	Morgan (W 1-0)	3413	3:07
Feb 22, 2009	UT-PAN AMERICAN	W 10-4	10-11-1	4-9-0	9	4-0-0	0-0-0	Ramos (W 1-0)	2067	3:27
Feb 24, 2009	NEW MEXICO	10-13 L	10-14-3	13-13-2	9	4-1-0	0-0-0	Cloud (L 1-1)	2011	3:39
Feb 25, 2009	NEW MEXICO	W 6-3	6-9-1	3-8-0	9	5-1-0	0-0-0	Kilcrease (W 1-0)	1912	2:25
Feb 27, 2009	at Cal-State Northridge	4-8 L	4-8-3	8-13-2	9	5-2-0	0-0-0	Large (L 0-1)	185	3:04
Feb 28, 2009	at Cal-State Northridge	3-7 L	3-8-2	7-8-3	9	5-3-0	0-0-0	Morgan (L 1-1)	380	2:37
Mar 01, 2009	at Cal-State Northridge	2-3 L	2-7-3	3-9-2	9	5-4-0	0-0-0	Cloud (L 1-2)	150	3:23
Mar 03, 2009	at UC-Riverside	8-9 L	8-10-4	9-13-2	9	5-5-0	0-0-0	Douglas (L 0-1)	195	3:45
Mar 05, 2009	vs UC-Riverside	5-9 L	5-12-4	9-11-1	9	5-6-0	0-0-0	Karns (L 0-1)	200	3:05
Mar 06, 2009	vs San Francisco	1-2 L	1-5-1	2-5-1	9	5-7-0	0-0-0	Morgan (L 2-2)	1031	2:36
Mar 07, 2009	vs Gonzaga	W 7-1	7-8-0	1-8-0	9	6-7-0	0-0-0	Ramos (W 2-0)	0	2:22
Mar 08, 2009	vs #24 Oregon State	6-9 L	6-12-0	9-9-0	9	6-8-0	0-0-0	Stern (L 0-1)	1000	2:28
Mar 11, 2009	DALLAS BAPTIST	2-11 L	2-6-1	11-10-1	9	6-9-0	0-0-0	Karns (L 0-2)	1839	3:03
*Mar 14, 2009	NEBRASKA	W 16-8	16-17-4	8-13-3	9	7-9-0	1-0-0	Cloud (W 2-2)	2056	3:14
*Mar 14, 2009	NEBRASKA	1-10 L	1-6-2	10-10-0	9	7-10-0	1-1-0	Head (L 0-1)	2117	2:49
*Mar 15, 2009	NEBRASKA	W 10-3	10-14-0	3-10-2	9	8-10-0	2-1-0	Bettis (W 2-0)	2365	2:56
Mar 17, 2009	at TAMU-Corpus Christi	5-7 L	5-9-1	7-12-2	9	8-11-0	2-1-0	Stern (L 0-2)	702	3:11
Mar 18, 2009	at TAMU-Corpus Christi	2-6 L	2-2-0	6-9-0	9	8-12-0	2-1-0	Head (L 0-2)	631	2:31
*Mar 20, 2009	at #9 Baylor	4-8 L	4-10-2	8-8-2	9	8-13-0	2-2-0	Morgan (L 1-3)	3433	3:03
*Mar 21, 2009	at #9 Baylor	4-5 L	4-14-3	5-8-0	9	8-14-0	2-3-0	Ramos (L 2-1)	3731	3:01
*Mar 22, 2009	at #9 Baylor	W 13-8	13-13-1	8-12-2	9	9-14-0	3-3-0	Bettis (W 3-0)	3078	2:56
Mar 23, 2009	LUBBOCK CHRISTIAN	W 4-3	4-9-2	3-9-3	9	10-14-0	3-3-0	Karns (W 1-2)	4075	2:32
Mar 25, 2009	at Texas State	4-10 L	4-9-4	10-12-1	9	10-15-0	3-3-0	Farrar (L 0-1)	1560	3:10
*Mar 27, 2009	at #8 Texas	5-9 L	5-11-5	9-11-1	9	10-16-0	3-4-0	Morgan (L 1-4)	6220	2:43
*Mar 28, 2009	at #8 Texas	W 4-2	4-7-0	2-7-0	9	11-16-0	4-4-0	Ramos (W 3-1)	6741	2:25
*Mar 29, 2009	at #8 Texas	1-8 L	1-10-0	8-9-0	9	11-17-0	4-5-0	Karns (L 1-3)	6665	2:51
Mar 31, 2009	at #18 New Mexico	W 8-4	8-10-3	4-14-1	9	12-17-0	4-5-0	Head (W 1-2)	1219	2:59
Apr 01, 2009	at #18 New Mexico	7-15 L	7-12-3	15-17-2	9	12-18-0	4-5-0	Farrar (L 0-2)	809	3:13
*Apr 03, 2009	#11 TEXAS A&M	W 4-3	4-8-3	3-10-1	9	13-18-0	5-5-0	Kilcrease (W 2-0)	2641	2:27
*Apr 04, 2009	#11 TEXAS A&M	7-13 L	7-13-2	13-14-0	9	13-19-0	5-6-0	Ramos (L 3-2)	2779	2:35
*Apr 05, 2009	#11 TEXAS A&M	W 10-6	10-12-0	6-10-2	9	14-19-0	6-6-0	Morgan (W 2-4)	2503	2:21
Apr 07, 2009	vs UTSA (Midland)	0-2 L	0-3-0	2-8-0	7	14-20-0	6-6-0	Douglas (L 0-2)	-	1:54
Apr 07, 2009	vs UTSA (Midland)	W 7-6	7-11-3	6-9-0	9	15-20-0	6-6-0	Karns (W 2-3)	1531	2:58
*Apr 10, 2009	at #11 Oklahoma	0-6 L	0-7-1	6-13-1	9	15-21-0	6-7-0	Cloud (L 2-3)	1220	2:47
*Apr 11, 2009	at #11 Oklahoma	0-4 L	0-5-1	4-6-1	9	15-22-0	6-8-0	Ramos (L 3-3)	-	2:23
*Apr 11, 2009	at #11 Oklahoma	W 5-1	5-10-1	1-4-4	9	16-22-0	7-8-0	Bettis (W 4-0)	1672	2:44
Apr 13, 2009	at #16 TCU	5-12 L	5-8-3	12-15-0	9	16-23-0	7-8-0	Karns (L 2-4)	2052	3:06
*Apr 17, 2009	#24 KANSAS	W 15-10	15-21-1	10-13-1	9	17-23-0	8-8-0	Kilcrease (W 3-0)	2332	3:13
*Apr 18, 2009	#24 KANSAS	W 7-5	7-9-1	5-9-1	9	18-23-0	9-8-0	Ramos (W 4-3)	3536	2:57
*Apr 19, 2009	#24 KANSAS	6-15 L	6-14-2	15-15-0	9	18-24-0	9-9-0	Morgan (L 2-5)	2503	3:24

() extra inning game

\* = Big 12 Conference Game

## SEASON STATISTICS

Record: 18-24 Home: 12-5 Away: 4-15 Neutral: 2-4 Big 12: 9-9

Player	AVG	GP	GS	AB	R	H	2B	3B	HR	RBI	TB	SLG%	BB	HBP	SO	GDP	OB%	SF	SH	SB	ATT	PO	A	E	FLD%		
30 LeJeune, Scott	.348	39	32	132	18	46	8	1	2	26	62	.470	10	1	19	3	.393	2	0	1	1	3	0	1	.750		
32 Richburg, Chris	.347	42	42	147	39	51	7	0	11	40	91	.619	31	10	34	1	.482	3	0	3	4	394	19	5	.988		
6 Kenworthy, Joey	.343	42	41	166	34	57	8	1	2	23	73	.440	10	5	16	3	.391	3	10	4	5	64	129	15	.928		
17 Ashby, Taylor	.331	42	42	163	18	54	13	0	1	37	70	.429	15	4	20	4	.397	2	4	9	14	89	4	1	.989		
5 Mayo, Jeremy	.307	34	31	101	25	31	7	0	7	22	59	.584	17	4	38	1	.426	0	2	0	0	199	44	10	.960		
10 Berry, Justin	.296	42	41	159	22	47	5	2	2	17	62	.390	7	5	25	2	.343	1	3	0	3	33	88	10	.924		
2 Reed, Michael	.291	42	42	141	35	41	6	0	1	17	50	.355	34	10	28	3	.452	3	4	5	6	56	19	4	.949		
3 Totten, Garrett	.192	32	27	99	12	19	3	0	1	11	25	.253	13	0	24	1	.283	1	1	1	1	34	44	6	.929		
-----																											
1 Rueda, Willie	.313	22	20	83	16	26	4	0	0	7	30	.361	6	3	6	0	.380	0	6	8	9	29	58	3	.967		
9 Monreal, Kellen	.281	11	6	32	6	9	0	1	0	2	11	.344	2	0	8	0	.324	0	0	1	2	6	5	1	.917		
7 Whitehead, Kevin	.219	25	18	64	4	14	3	0	1	9	20	.313	8	2	20	4	.324	0	2	0	0	96	17	1	.991		
34 Leslie, Logan	.208	21	3	24	4	5	1	0	1	5	9	.375	2	1	6	0	.296	0	1	0	0	0	0	0	.000		
11 Hanslik, Nick	.182	14	4	22	2	4	0	0	0	0	4	.182	4	0	6	0	.308	0	0	0	0	1	0	0	1.000		
19 Macnoll, Mason	.167	25	13	36	2	6	0	0	0	2	6	.167	3	0	9	0	.231	0	4	1	2	20	2	0	1.000		
31 Fleming, Kengray	.167	13	9	18	3	3	0	0	0	0	3	.167	3	0	10	0	.286	0	3	0	1	15	1	2	.889		
8 Brown, Logan	.148	31	7	27	6	4	0	0	0	1	4	.148	3	4	11	1	.324	0	1	2	4	24	1	2	.926		
4 Alavi, Mehdi	.000	1	0	1	0	0	0	0	0	0	0	.000	0	0	0	0	.000	0	0	0	0	0	0	0	.000		
Totals	.295	42	42	1415	246	417	65	5	29	219	579	.409	168	49	280	23	.385	15	41	35	52	1079	484	74	.955		
Opponents	.296	42	42	1445	278	428	84	3	37	257	629	.435	192	33	300	29	.387	16	22	48	77	1086	401	46	.970		

LOB - Team (356), Opp (354). DPs turned - Team (32), Opp (30). TPs turned - Team (0), Opp (1). CI - Team (3), Mayo 3.

(All games Sorted by Earned run avg)

Player	ERA	W	L	APP	GS	CG	SHO	CBO	SV	IP	H	R	ER	BB	SO	2B	3B	HR	AB	B/Avg	WP	HBP	BK	SFA	SHA		
35 Bettis, Chad	2.56	4	0	15	4	1	0	0	6	56.1	55	19	16	19	44	10	0	4	212	.259	4	4	0	3	2		
45 Ramos, AJ	4.53	4	3	9	9	1	0	0	0	45.2	50	23	23	17	49	13	1	8	179	.279	4	3	0	0	1		
25 Head, Louis	5.50	1	2	14	2	0	0	0	1	34.1	35	28	21	17	27	4	0	2	137	.255	2	6	1	1	3		
24 Karns, Nathan	5.67	2	4	8	8	0	0	0	0	33.1	36	27	21	20	36	9	0	5	132	.273	6	1	1	2	3		
42 Cloud, Brian	5.97	2	3	14	3	0	0	0	1	31.2	39	27	21	18	29	9	0	3	127	.307	3	5	0	3	3		
40 Kilcrease, Robert	6.96	3	0	13	4	0	0	0	0	32.1	44	29	25	18	28	10	0	2	136	.324	4	1	3	0	4		
44 Morgan, Miles	7.50	2	5	8	8	0	0	0	0	36.0	43	38	30	20	31	7	1	3	142	.303	4	5	0	4	2		
-----																											
9 Monreal, Kellen	2.08	0	0	5	0	0	0	0	0	4.1	2	1	1	4	1	1	0	1	15	.133	0	1	0	0	0		
12 Foster, Brandon	3.18	0	0	4	1	0	0	0	0	5.2	8	2	2	3	4	4	0	0	21	.381	2	1	0	0	0		
41 Farrar, Colton	4.24	0	2	12	2	0	0	0	0	17.0	22	13	8	9	9	2	0	1	72	.306	4	1	0	3	0		
26 Douglas, Lorenzo	5.74	0	2	7	1	0	0	0	0	15.2	21	12	10	16	9	1	1	1	64	.328	2	0	0	0	1		
18 Stewart, Brennan	6.75	0	0	2	0	0	0	0	0	1.1	2	1	1	0	2	1	0	0	6	.333	0	0	0	0	0		
43 Large, Cory	7.66	0	1	13	0	0	0	0	2	24.2	35	25	21	14	17	5	0	3	106	.330	2	2	0	0	2		
28 Flora, Ben	8.31	0	0	9	0	0	0	0	0	8.2	13	13	8	7	8	4	0	0	39	.333	0	2	1	0	0		
36 Stern, Jordan	10.97	0	2	7	0	0	0	0	0	10.2	19	15	13	8	6	4	0	2	48	.396	1	0	0	0	1		
29 Quick, Austin	22.50	0	0	4	0	0	0	0	0	2.0	4	5	5	2	0	0	0	2	9	.444	0	1	0	0	0		
Totals	5.66	18	24	42	42	2	0	0	10	359.2	428	278	226	192	300	84	3	37	1445	.296	38	33	6	16	22		
Opponents	5.47	24	18	42	42	1	3	2	11	362.0	417	246	220	168	280	65	5	29	1415	.295	21	49	20	15	41		

PB - Team (9), Whitehead 5, Mayo 4, Opp (4). Pickoffs - Team (6), Whitehead 2, Ramos 2, Large 1, Douglas 1, Opp (10).

## BIG 12 SEASON STATISTICS

Record: 9-9 Home: 6-3 Away: 3-6 Neutral: 0-0

Player	AVG	GP	GS	AB	R	H	2B	3B	HR	RBI	TB	SLG%	BB	HBP	SO	GDP	OB%	SF	SH	SB	ATT	PO	A	E	FLD%		
30 LeJeune, Scott	.452	17	16	62	11	28	7	0	1	15	38	.613	6	0	5	2	.486	2	0	1	1	2	0	0	1.000		
32 Richburg, Chris	.409	18	18	66	17	27	5	0	5	20	47	.712	13	4	13	0	.524	1	0	2	3	164	8	1	.994		
17 Ashby, Taylor	.342	18	18	73	9	25	4	0	0	17	29	.397	6	2	10	3	.402	1	0	4	7	45	1	0	1.000		
1 Rueda, Willie	.339	14	14	59	13	20	2	0	0	6	22	.373	3	3	3	0	.400	0	3	3	3	23	37	3	.952		
6 Kenworthy, Joey	.329	18	18	70	11	23	4	0	2	11	33	.471	6	2	10	2	.388	2	6	2	2	28	65	7	.930		
5 Mayo, Jeremy	.321	17	17	56	13	18	3	0	5	13	36	.643	9	2	22	1	.433	0	1	0	0	107	17	4	.969		
3 Totten, Garrett	.280	18	13	50	10	14	3	0	1	7	20	.400	8	0	11	1	.373	1	1	0	0	17	17	1	.971		
10 Berry, Justin	.261	18	18	69	7	18	1	2	0	3	23	.333	2	1	13	0	.292	0	1	0	1	15	30	4	.918		
2 Reed, Michael	.246	18	18	61	14	15	3	0	0	5	18	.295	11	4	11	2	.390	1	4	1	2	21	0	3	.875		
-----																											
31 Fleming, Kengray	.333	3	1	3	2	1	0	0	0	0	1	.333	0	0	1	0	.333	0	0	0	1	5	0	0	1.000		
34 Leslie, Logan	.300	9	1	10	1	3	1	0	0	2	4	.400	0	0	2	0	.300	0	0	0	0	0	0	0	.000		
7 Whitehead, Kevin	.267	8	4	15	1	4	1	0	0	3	5	.333	1	0	4	2	.313	0	0	0	0	13	3	0	1.000		
19 Macnoll, Mason	.214	9	5	14	0	3	0	0	0	0	3	.214	0	0	4	0	.214	0	1	0	1	9	0	0	1.000		
11 Hanslik, Nick	.200	7	1	10	1	2	0	0	0	0	2	.200	1	0	3	0	.273	0	0	0	0	1	0	0	1.000		
8 Brown, Logan	.000	14	0	8	2	0	0	0	0	0	0	.000	0	1	4	0	.111	0	1	0	0	10	0	1	.909		
9 Monreal, Kellen	.000	1	0	2	0	0	0	0	0	0	0	.000	0	0	1	0	.000	0	0	0	0	0	2	0	1.000		
4 Alavi, Mehdi	.000	1	0	1	0	0	0	0	0	0	0	.000	0	0	0	0	.000	0	0	0	0	0	0	0	.000		
Totals	.320	18	18	629	112	201	34	2	14	102	281	.447	66	19	117	13	.396	8	18	13	21	468	202	29	.959		
Opponents	.292	18	18	624	124	182	35	2	22	115	287	.460	85	13	122	13	.384	8	9	17	29	468	176	21	.968		

LOB - Team (160), Opp (148). DPs turned - Team (13), Opp (17). CI - Team (1), Mayo 1.

(All games Sorted by Earned run avg)

Player	ERA	W	L	APP	GS	CG	SHO	CBO	SV	IP	H	R	ER	BB	SO	2B	3B	HR	AB	B/Avg	WP	HBP	BK	SFA	SHA		
35 Bettis, Chad	2.19	3	0	9	2	1	0	0	4	37.0	31	12	9	14	27	6	0	2	136	.228	3	3	0	3	2		
45 Ramos, AJ	6.34	2	3	6	6	1	0	0	0	32.2	39	23	23	15	31	10	1	8	131	.298	2	2	0	0	1		
-----																											
9 Monreal, Kellen	3.86	0	0	3	0	0	0	0	0	2.1	1	1	1	3	0	0	0	1	8	.125	0	0	0	0	0		
25 Head, Louis	4.40	0	1	5	1	0	0	0	0	14.1	14	12	7	8	17	3	0	2	55	.255	0	1	1	1	1		
41 Farrar, Colton	4.76	0	0	3	0	0	0	0	0	5.2	7	4	3	4	2	1	0	0	24	.292	1	0	0	0	0		
43 Large, Cory	4.85	0	0	6	0	0	0	0	0	13.0	12	7	7	4	11	2	0	2	49	.245	0	2	0	0	1		
40 Kilcrease, Robert	7.00	2	0	5	0	0	0	0	0	9.0	10	8	7	9	7	2	0	1	36	.278	0	0	0	0	0		
42 Cloud, Brian	7.98	1	1	5	3	0	0	0	0	14.2	20	15	13	10	11	5	0	2	60	.333	0	1	0	1	1		
26 Douglas, Lorenzo	8.10	0	0	1	0	0	0	0	0	3.1	7	3	3	1	1	1	0	1	16	.438	0	0	0	0	0		
44 Morgan, Miles	9.61	1	3	5	5	0	0	0	0	19.2	28	27	21	13	12	4	1	1	85	.329	1	4	0	2	2		
28 Flora, Ben	21.60	0	0	2	0	0	0	0	0	1.2	5	4	4	2	1	1	0	0	10	.500	0	0	0	0	0		
24 Karns, Nathan	21.60	0	1	1	1	0	0	0	0	1.2	4	4	4	2	2	0	0	0	7	.571	0	0	0	1	1		
29 Quick, Austin	36.00	0	0	2	0	0	0	0	0	1.0	4	4	4	0	0	0	0	2	7	.571	0	0	0	0	0		
Totals	6.12	9	9	18	18	2	0	0	4	156.0	182	124	106	85	122	35	2	22	624	.292	7	13	1	8	9		
Opponents	5.83	9	9	18	18	0	2	2	2	156.0	201	112	101	66	117	34	2	14	629	.320	11	19	5	8	18		

PB - Team (3), Whitehead 2, Mayo 1, Opp (1). Pickoffs - Team (2), Ramos 2, Opp (3).

## GAME HIGHS

### TEAM GAME HIGHS

#### BATTING

At bats:	41	at New Mexico (Apr 01, 2009)
	41	Kansas (Apr 17, 2009)
Runs scored:	16	Nebraska (Mar 14, 2009)
Hits:	21	Kansas (Apr 17, 2009)
RBI's:	15	Kansas (Apr 17, 2009)
Doubles:	5	Kansas (Apr 17, 2009)
Triples:	1	(5 games)
Home runs:	3	at Baylor (Mar 22, 2009)
Total bases:	32	Kansas (Apr 17, 2009)
Walks:	9	Southern Utah (Feb 20, 2009)
	9	Southern Utah (Feb 21, 2009)
Strikeouts:	16	at UC-Riverside (Mar 03, 2009)
Sac hits:	3	Nebraska (Mar 14, 2009)
	3	Lubbock Christian (Mar 23, 2009)
Sac flies:	3	at Baylor (Mar 22, 2009)
Stolen bases:	6	Southern Utah (Feb 20, 2009)
Hit by pitch:	4	New Mexico (Feb 24, 2009)
Caught stealing:	2	at Cal-State Northridge (Feb 27, 2009)
	2	at Oklahoma (Apr 11, 2009)
Runners LOB:	12	(8 games)
Hit into DP:	2	(7 games)

#### FIELDING

Putouts:	27	(24 games)
Assists:	17	New Mexico (Feb 25, 2009)
	17	Texas A&M (Apr 05, 2009)
Errors:	5	at Texas (Mar 27, 2009)
Passed balls:	2	at TCU (Apr 13, 2009)
DPs turned:	3	New Mexico (Feb 25, 2009)
	3	Kansas (Apr 18, 2009)

#### PITCHING

Innings pitched:	9.0	(24 games)
Runs allowed:	15	at New Mexico (Apr 01, 2009)
	15	Kansas (Apr 19, 2009)
Earned runs:	13	New Mexico (Feb 24, 2009)
Walks allowed:	11	Dallas Baptist (Mar 11, 2009)
Strikeouts:	15	Southern Utah (Feb 21, 2009)
Hits allowed:	17	at New Mexico (Apr 01, 2009)
Doubles allowed:	5	New Mexico (Feb 24, 2009)
	5	Texas A&M (Apr 04, 2009)
Triples allowed:	1	at Baylor (Mar 20, 2009)
	1	vs UTSA (Apr 07, 2009)
	1	at Oklahoma (Apr 11, 2009)
Homers allowed:	4	Texas A&M (Apr 04, 2009)
Wild pitches:	4	vs Oregon State (Mar 08, 2009)
Hit batters:	4	New Mexico (Feb 24, 2009)

#### BATTING

At bats:	6	Ashby, Taylor New Mexico (Feb 24, 2009)
	6	Berry, Justin Nebraska (Mar 14, 2009)
	6	Rueda, Willie Kansas (Apr 17, 2009)
Runs scored:	3	(11 games)
Hits:	5	LeJeune, Scott at Baylor (Mar 21, 2009)
RBI's:	5	Totten, Garrett at Baylor (Mar 22, 2009)
Doubles:	2	(6 games)
Triples:	1	(5 games)
Home runs:	2	Mayo, Jeremy Nebraska (Mar 15, 2009)
	2	Richburg, Chris at Baylor (Mar 22, 2009)
Total bases:	9	Richburg, Chris at Baylor (Mar 22, 2009)
	9	Kenworthy, Joey Texas A&M (Apr 04, 2009)
Walks:	4	Reed, Michael Southern Utah (Feb 20, 2009)
	4	Richburg, Chris Southern Utah (Feb 21, 2009)
Strikeouts:	4	LeJeune, Scott at UC-Riverside (Mar 03, 2009)
Sac hits:	2	Kenworthy, Joey at Oklahoma (Apr 11, 2009)
Sac flies:	2	Kenworthy, Joey at Baylor (Mar 22, 2009)
Stolen bases:	3	Rueda, Willie Southern Utah (Feb 20, 2009)
Hit by pitch:	2	Reed, Michael New Mexico (Feb 24, 2009)
	2	Mayo, Jeremy at Baylor (Mar 22, 2009)
Caught stealing:	1	(17 games)
Runners LOB:	6	Kenworthy, Joey at Baylor (Mar 20, 2009)

#### FIELDING

Putouts:	19	Richburg, Chris Texas A&M (Apr 05, 2009)
Assists:	10	Berry, Justin New Mexico (Feb 25, 2009)
Errors:	2	(6 games)
Passed balls:	2	Whitehead, Kevin at TCU (Apr 13, 2009)

#### PITCHING

Innings pitched:	9.0	Bettis, Chad at Oklahoma (Apr 11, 2009)
Runs allowed:	9	Large, Cory at New Mexico (Apr 01, 2009)
	9	Ramos, AJ Texas A&M (Apr 04, 2009)
Earned runs:	9	Ramos, AJ Texas A&M (Apr 04, 2009)
Walks allowed:	5	(5 games)
Strikeouts:	11	Morgan, Miles Southern Utah (Feb 21, 2009)
	11	Karns, Nathan vs UTSA (Apr 07, 2009)
Hits allowed:	10	Ramos, AJ Texas A&M (Apr 04, 2009)
Doubles allowed:	3	(4 games)
Triples allowed:	1	Morgan, Miles at Baylor (Mar 20, 2009)
	1	Douglas, Lorenzo vs UTSA (Apr 07, 2009)
	1	Ramos, AJ at Oklahoma (Apr 11, 2009)
Homers allowed:	4	Ramos, AJ Texas A&M (Apr 04, 2009)
Wild pitches:	3	Kilcrease, Robert vs Oregon State (Mar 08, 2009)
Hit batters:	3	Head, Louis New Mexico (Feb 24, 2009)

### INDIVIDUAL GAME HIGHS

## MISCELLANEOUS STATS

MULTIPLE HIT GAMES	2	3	4	5+	Tot
6 Kenworthy, Joey	10	7	1	-	18
17 Ashby, Taylor	12	3	1	-	16
2 Reed, Michael	11	2	1	-	14
10 Berry, Justin	10	3	-	-	13
32 Richburg, Chris	9	3	1	-	13
30 LeJeune, Scott	6	4	-	1	11
5 Mayo, Jeremy	7	1	-	-	8
1 Rueda, Willie	3	2	1	-	6
7 Whitehead, Kevin	3	-	-	-	3
3 Totten, Garrett	3	-	-	-	3
9 Monreal, Kellen	2	-	-	-	2
<b>TEAM</b>	<b>76</b>	<b>25</b>	<b>5</b>	<b>1</b>	<b>107</b>

MULTIPLE RBI GAMES	2	3	4	5+	Tot
17 Ashby, Taylor	7	2	2	-	11
32 Richburg, Chris	4	5	2	-	11
6 Kenworthy, Joey	5	2	1	-	8
30 LeJeune, Scott	5	2	-	-	7
5 Mayo, Jeremy	3	2	1	-	6
7 Whitehead, Kevin	3	-	-	-	3
10 Berry, Justin	3	-	-	-	3
2 Reed, Michael	3	-	-	-	3
9 Monreal, Kellen	1	-	-	-	1
3 Totten, Garrett	-	-	-	1	1
1 Rueda, Willie	-	-	1	-	1
<b>TEAM</b>	<b>34</b>	<b>13</b>	<b>7</b>	<b>1</b>	<b>55</b>

HITTING STREAKS	Longest	Current
32 Richburg, Chris	15	4
10 Berry, Justin	11	1
6 Kenworthy, Joey	8	1
30 LeJeune, Scott	7	4
17 Ashby, Taylor	7	5
5 Mayo, Jeremy	6	-
3 Totten, Garrett	5	-
1 Rueda, Willie	5	1
2 Reed, Michael	5	-
9 Monreal, Kellen	4	-
7 Whitehead, Kevin	2	1

### STARTING LINEUP BY POSITION (Team W-L record)

#### CATCHER:

5 Mayo, Jeremy	27	(15-12)
7 Whitehead, Kevin	15	(3-12)

#### FIRST BASE:

32 Richburg, Chris	42	(18-24)
--------------------	----	---------

#### SECOND BASE:

1 Rueda, Willie	20	(12-8)
3 Totten, Garrett	15	(4-11)
2 Reed, Michael	6	(1-5)
6 Kenworthy, Joey	1	(1-0)

#### THIRD BASE:

10 Berry, Justin	39	(17-22)
9 Monreal, Kellen	2	(1-1)
5 Mayo, Jeremy	1	(0-1)

#### SHORTSTOP:

6 Kenworthy, Joey	40	(17-23)
10 Berry, Justin	2	(1-1)

#### LEFT FIELD:

2 Reed, Michael	30	(14-16)
17 Ashby, Taylor	6	(1-5)
30 LeJeune, Scott	3	(1-2)
3 Totten, Garrett	2	(1-1)
34 Leslie, Logan	1	(1-0)

#### CENTER FIELD:

17 Ashby, Taylor	16	(8-8)
31 Fleming, Kengray	9	(2-7)
2 Reed, Michael	6	(3-3)
19 Macnoll, Mason	5	(2-3)
8 Brown, Logan	5	(3-2)
3 Totten, Garrett	1	(0-1)

#### RIGHT FIELD:

17 Ashby, Taylor	19	(9-10)
3 Totten, Garrett	9	(6-3)
19 Macnoll, Mason	8	(0-8)
9 Monreal, Kellen	3	(2-1)
8 Brown, Logan	2	(0-2)
11 Hanslik, Nick	1	(1-0)

#### DESIGNATED HITTER:

30 LeJeune, Scott	29	(12-17)
7 Whitehead, Kevin	3	(2-1)
5 Mayo, Jeremy	3	(1-2)
11 Hanslik, Nick	3	(1-2)
34 Leslie, Logan	2	(1-1)
17 Ashby, Taylor	1	(0-1)
9 Monreal, Kellen	1	(1-0)

## TEXAS TECH HOME RUNS

No.	Player (#)	Opponent (Date)	Runs	Outs	Count	Inning	Pitcher
1.	Richburg (1)	Southern Utah (2/20)	1	0	1-0	4	Yardley
2.	Richburg (2)	New Mexico (2/24)	3	2	2-1	2	Jaramillo
3.	LeJeune (1)	New Mexico (2/25)	1	0	2-2	3	Oatman
4.	Richburg (3)	New Mexico (2/25)	2	1	2-2	5	Oatman
5.	Ashby (1)	Cal-State Northridge (2/27)	1	0	0-0	4	McCarney
6.	Chris Richburg (4)	UC-Riverside (3/5)	2	0	2-2	5	Bargas
7.	Logan Leslie (1)	UC-Riverside (3/5)	1	1	2-0	8	Emmons
8.	Jeremy Mayo (1)	Gonzaga (3/7)	2	0	2-2	6	Hunter
9.	Chris Richburg (5)	Oregon State (3/8)	2	1	3-2	7	Stiltner
10.	Jeremy Mayo (2)	Nebraska (3/15)	2	2	3-1	4	Mariot
11.	Jeremy Mayo (3)	Nebraska (3/15)	2	2	3-2	5	Yost
12.	Justin Berry (1)	at Texas A&M-Corpus Christi	2	2	1-1	9	Sparkman
13.	Chris Richburg (6)	at Texas A&M-Corpus Christi	0	1	3-2	4	Liedka
14.	Justin Berry (2)	at Texas A&M-Corpus Christi	0	1	0-1	4	Liedka
15.	**Garrett Totten (1)	at Baylor (3/22)	4	0	3-0	4	Fritsch
16.	Chris Richburg (7)	at Baylor (3/22)	3	1	3-2	6	Blank
17.	Chris Richburg (8)	at Baylor (3/22)	1	0	1-0	8	Woytek
18.	Jeremy Mayo (4)	at Texas (3/27)	1	0	3-1	3	Ruffin
19.	Chris Richburg (9)	at Texas (3/28)	3	2	1-0	3	Workman
20.	Jeremy Mayo (5)	at Texas (3/29)	1	0	0-1	3	Green
21.	Michael Reed (1)	at New Mexico (3/31)	1	2	2-0	8	Aguilar
22.	Kevin Whitehead (1)	at New Mexico (4/1)	2	0	2-1	3	Kesler
23.	Jeremy Mayo (6)	at New Mexico (4/1)	2	2	0-0	9	White
24.	Joey Kenworthy (1)	Texas A&M (4/4)	2	2	2-1	4	Wilson
25.	Scott LeJeune (2)	Texas A&M (4/5)	2	2	2-0	1	Loux
26.	Jeremy Mayo (7)	Texas A&M (4/5)	2	1	0-0	2	Ehlert
27.	Joey Kenworthy (2)	Kansas (4/17)	2	0	0-0	1	Hall
28.	Chris Richburg (10)	Kansas (4/17)	1	0	2-2	1	Hall
29.	Chris Richburg (11)	Kansas (4/19)	1	0	3-2	3	Walz

\*\* = Grand Slam Home Run

## GAMES SUMMARY

### Record when team scores:

Runs	0	1	2	3	4	5	6	7	8	9	10+
W-L	0-3	0-3	0-3	0-1	3-4	1-4	2-2	3-2	2-1	0-0	7-1

### Record when opponent scores:

Runs	0	1	2	3	4	5	6	7	8	9	10+
W-L	0-0	2-0	2-2	5-1	2-1	2-1	2-2	0-2	2-3	0-4	1-8

### Record when leading after:

Inn.	1	2	3	4	5	6	7	8
W-L	8-2	11-3	12-4	17-2	18-1	16-3	18-1	18-1

### Record when trailing after:

Inn.	1	2	3	4	5	6	7	8
W-L	4-11	4-13	4-17	1-18	0-18	1-21	0-22	0-22

### Record when tied after:

Inn.	1	2	3	4	5	6	7	8
W-L	6-11	3-8	2-3	0-4	0-5	1-0	0-0	0-0

### General summary:

Current losing streak	1
Longest winning streak	4
Longest losing streak	6
Home attendance	42,040 ( 17 dates avg = 2,472 )
Away attendance	44,405 ( 23 dates avg = 1,930 )
Total attendance	86,445 ( 40 dates avg = 2,161 )

## GAME RECAPS

### GAME ONE

#### Texas Tech 14, Southern Utah 3

February 20, 2009 at Dan Law Field, Lubbock, Texas

	1	2	3	4	5	6	7	8	9	R	H	E
S. Utah	1	0	0	0	0	1	0	1	0	3	9	2
Texas Tech	3	5	0	1	1	0	2	2	x	14	12	0

W: Bettis (1-0); L: Hamman (0-1); S: None

Attendance: 1,866

**Highlights:** Texas Tech improved to 37-23 all-time in season openers and to 24-5 when opening the season at home ... the game marked the first for Dan Spencer who became the fifth consecutive head coach at Tech to win his coaching debut ... the Red Raiders started three freshmen position players (Justin Berry, Kevin Whitehead and Mason Macnoll) ... Chad Bettis went 6 2/3 innings for the win.

### GAME TWO

#### Texas Tech 6, UT-Pan American 5

February 20, 2009 at Dan Law Field, Lubbock, Texas

	1	2	3	4	5	6	7	8	9	R	H	E
UTPA	0	0	0	2	1	0	2	0	0	5	7	0
Texas Tech	0	1	0	4	0	0	1	0	x	6	10	1

W: Cloud (1-0); L: De Leon (0-1); S: None

Attendance: 2,025

**Highlights:** Kellen Monreal delivered a clutch two-out RBI single in the bottom of the seventh to erase a 5-5 tie and gave the Red Raiders the 6-5 win ... Brian Cloud logged 2 1/3 perfect innings of relief to pick up his second career win ... Robbie Kilcrease made his first career weekend start and went five innings allowing three runs on five hits in a no-decision.

### GAME THREE

#### Texas Tech 8, Southern Utah 2

February 21, 2009 at Dan Law Field, Lubbock, Texas

	1	2	3	4	5	6	7	8	9	R	H	E
S. Utah	2	0	0	0	0	0	0	0	0	2	9	0
Texas Tech	3	1	0	0	1	0	0	3	x	8	11	2

W: Morgan (1-0); L: Melling (0-1); S: Large (1)

Attendance: 3,413

**Highlights:** Miles Morgan's made his first appearance in over two years and it was a stellar one ... the senior allowed just two runs on four hits over six innings and struckout 11 to improve to 1-0 on the year ... Cory Large pitched the final three frames to capture his first career save ... Taylor Ashby led the offense with three hits (3-for-4) with four RBIs.

### GAME FOUR

#### Texas Tech 10, UTPA 4

February 22, 2009 at Dan Law Field, Lubbock, Texas

	1	2	3	4	5	6	7	8	9	R	H	E
UTPA	0	0	0	2	0	1	0	1	0	4	9	0
Texas Tech	0	6	0	0	3	1	0	0	x	10	11	1

W: Ramos (1-0); L: Garcia (0-1); S: None

Attendance: 2,067

**Highlights:** AJ Ramos made a successful return from Tommy John surgery in less than 10 months ... logged three innings in the start and threw three pitches shy of the predetermined number of 50 ... the win marked his first since March 8, 2008 ... Joey Kenworthy paced the offense by going 3-for-5 at the dish with two RBIs.

### GAME FIVE

#### New Mexico 13, Texas Tech 10

February 25, 2009 at Dan Law Field, Lubbock, Texas

	1	2	3	4	5	6	7	8	9	R	H	E
New Mexico	1	4	0	0	0	6	0	2		13	13	2
Texas Tech	3	4	0	2	1	0	0	0	0	10	14	3

W: Aguilar (1-0); L: Cloud (1-1); S: Cox (1)

Attendance: 2,011

**Highlights:** Texas Tech watched a five-run lead slip away in the top of the seventh as the Lobos rallied for six runs and handed the Red Raiders their first loss of the season ... Junior RHP Nate Karns gave up five runs in two innings while freshman reliever Louis Head also gave up five in 1 2/3 innings of relief ... Brian Cloud gave up three runs to suffer the loss ... Chris Richburg went 3-for-4 with four RBIs.

### GAME SIX

#### Texas Tech 6, New Mexico 3

February 26, 2009 at Dan Law Field, Lubbock, Texas

	1	2	3	4	5	6	7	8	9	R	H	E
New Mexico	2	0	0	0	0	1	0	0	0	3	8	0
Texas Tech	0	0	4	0	2	0	0	0	x	6	9	1

W: Kilcrease (1-0); L: Oatman (0-1); S: Large (2)

Attendance: 1,912

**Highlights:** Robbie Kilcrease picked up his first victory of the season by logging six strong innings, allowing just two runs on four hits while striking out two ... Cory Large pitched two

scoreless innings to earn his second career save ... Freshman third baseman Justin Berry tallied 10 assists in the game and that marked the most for a Tech player since Gera Alvarez had 11 against UTPA in 2002 ... Scott Lejeune hit his first career home run while Chris Richburg hit his third of the season.

### GAME SEVEN

#### Cal-State Northridge 8, Texas Tech 4

February 27, 2009 at Matador Field, Northridge, Calif.

	1	2	3	4	5	6	7	8	9	R	H	E
Texas Tech	0	0	0	1	2	1	0	0	0	4	8	3
Northridge	0	0	0	1	2	0	3	2	x	8	13	2

W: Tremplin (1-0); L: Large (0-1); S: Slover (1)

Attendance: 185

**Highlights:** Taylor Ashby hit his first home run of the season in the fourth inning but the Red Raiders couldn't overcome a pair of home runs by the Matadors in the seventh as they erased a 4-3 Tech lead with three runs to take a 6-4 advantage ... Chad Bettis was chased away after 4 2/3 innings after giving up three runs on six hits ... Cory Large was handed the loss after allowing two runs over 1 2/3 innings of relief.

### GAME EIGHT

#### Cal-State Northridge 7, Texas Tech 3

February 28, 2009 at Matador Field, Northridge, Calif.

	1	2	3	4	5	6	7	8	9	R	H	E
Texas Tech	1	2	0	0	0	0	0	0	0	3	8	2
Northridge	5	0	1	0	1	0	0	0	x	7	8	3

W: Juarez (2-0); L: Morgan (1-1); S: Ott (1)

Attendance: 380

**Highlights:** Miles Morgan couldn't follow up his 11-strikeout performance as he gave up five runs in the first and was chased away after just 4 1/3 ... the Tech offense stranded six runners in scoring position with its 2-4 hitters going a combined 0-for-10 ... Michael Reed posted a season-high three hits as he finished the day 3-for-5 with two RBIs.

### GAME NINE

#### Cal-State Northridge 3, Texas Tech 2

March 1, 2009 at Matador Field, Northridge, Calif.

	1	2	3	4	5	6	7	8	9	R	H	E
Texas Tech	0	0	0	0	1	1	0	0	0	2	7	3
Northridge	0	0	0	0	0	1	0	2		3	9	2

W: Jolicoeur (1-2); L: Cloud (1-2); S: None

Attendance: 150

**Highlights:** Cal-State Northridge scored two unearned runs with two outs in the bottom of the ninth to post a 3-2 win over Tech ... the win gave the Matadors the three-game series sweep ... Justin Berry had a chance to end the game but his second fielding error of the season proved deadly ... Richard Gates tied the game with an RBI double while Ryan Pineda plated the winning run with a single to left ... all three Matador runs on the afternoon were unearned ... AJ Ramos logged four shutout innings with six strikeouts in his second start of the season.

### GAME 10

#### UC-Riverside 9, Texas Tech 8

March 3, 2009 at Riverside Sports Complex, Riverside, Calif.

	1	2	3	4	5	6	7	8	9	R	H	E
Texas Tech	0	0	0	0	3	1	0	0	4	8	10	4
Riverside	2	1	0	0	0	5	0	1	x	9	13	2

W: Larkins (1-0); L: Douglas (0-1); S: Kelly (3)

Attendance: 195

**Highlights:** A fielding error by freshman reliever Ben Flora led to five unearned runs in the bottom of the sixth inning and erased a 4-3 Tech lead ... Tech surrendered a total of six unearned runs on the night on a season-high four errors ... Joey Kenworthy led the offense by going 3-for-4 with two RBIs and two runs scored ... Mason Macnoll picked up his first collegiate RBI in the sixth to give Tech its only lead of the game.

### GAME 11

#### UC-Riverside 9, Texas Tech 5

March 5, 2009 at Palm Springs Stadium, Palm Springs, Calif.

	1	2	3	4	5	6	7	8	9	R	H	E
Riverside	1	0	2	2	0	0	0	4	0	9	11	1
Texas Tech	0	0	1	2	0	0	1	0	0	5	12	4

W: Bargas (1-1); L: Karns (0-1); S: None

Attendance: 200

**Highlights:** Texas Tech committed four defensive errors for the second-straight game and the Highlanders collected 12 hits off four Tech hurlers to post a 9-5 win ... Riverside exploded for four runs in the eighth to put the game out of reach for the Red Raiders ... Chris Richburg hit his fourth home run of the season ... Nate Karns gave up five runs on six hits to take the loss.

### GAME 12

#### San Francisco 2, Texas Tech 1

March 6, 2009 at Palm Springs Stadium, Palm Springs, Calif.

	1	2	3	4	5	6	7	8	9	R	H	E
Texas Tech	1	0	0	0	0	0	0	0	0	1	5	1
San Francisco	0	0	0	1	0	1	0	0	x	2	5	1

W: Murray (2-0); L: Morgan (1-2); S: Abramson (1)

Attendance: 1,031

**Highlights:** San Francisco's Doug Murray was two outs away from a complete game and ended the night with 10 strikeouts ... he scattered five hits and allowed just one unearned run ... Miles Morgan pitched six strong innings for the Red Raiders and held the Don's to a pair of runs on four hits and struckout seven.

### GAME 13

#### Texas Tech 7, Gonzaga 1

March 7, 2009 at Palm Springs Stadium, Palm Springs, Calif.

	1	2	3	4	5	6	7	8	9	R	H	E
Gonzaga	0	0	0	0	0	0	0	0	1	1	8	0
Texas Tech	0	0	0	1	3	2	1	0	x	7	8	0

W: Ramos (2-0); L: Carpenter (2-1); S: Bettis (1)

Attendance: 850

**Highlights:** AJ Ramos pitched six shutout innings and struck-out nine to lead the Red Raiders to a 7-1 win over Gonzaga ... the win snapped a six-game losing skid by the Red Raiders ... Jeremy Mayo hit his first home run of the season while Joey Kenworthy added a team-high three hits along with two RBIs ... Chad Bettis pitched the final three innings to earn his first career save.

### GAME 14

#### #24 Oregon State 9, Texas Tech 6

March 8, 2009 at Palm Springs Stadium, Palm Springs, Calif.

	1	2	3	4	5	6	7	8	9	R	H	E
Texas Tech	1	0	1	1	0	2	0	0	0	6	12	0
Oregon State	3	0	2	0	0	0	4	0	x	9	9	0

W: Stiltner (1-0); L: Stern (0-1); S: Rhoderick (3)

Attendance: 1000

**Highlights:** The Tech bullpen suffered a meltdown in the bottom of the seventh that erased a two-run home run by Chris Richburg that gave the Red Raiders a 6-5 lead in the top half of the seventh ... Jordan Stern, Ben Flora and Brian Cloud combined for three walks and two hit batters and the Beavers rallied for four runs to take a 9-6 lead ... the home run was the fifth of the season by Richburg.

### GAME 15

#### Dallas Baptist 11, Texas Tech 2

March 11, 2009 at Dan Law Field, Lubbock, Texas

	1	2	3	4	5	6	7	8	9	R	H	E
Dallas Baptist	2	2	0	0	0	0	4	3		11	10	1
Texas Tech	0	0	0	0	0	1	1	0	0	2	6	1

W: Black (2-0); L: Karns (0-2); S: None

Attendance: 1,839

**Highlights:** Texas Tech's bullpen collapsed for the second straight game as the Red Raiders gave up seven runs in the eighth and ninth that broke open a two-run ballgame ... Lorenzo Douglas and Cory Large combined for six of the runs allowed in the two innings ... Jeremy Mayo went 2-for-2 while Joey Kenworthy extended a hit-streak to six games ... Justin Berry had his 11-game hit streak snapped after going 0-for-4.

### GAME 16

#### Texas Tech 16, Nebraska 8

March 14, 2009 at Dan Law Field, Lubbock, Texas

	1	2	3	4	5	6	7	8	9	R	H	E
Nebraska	0	2	0	0	0	3	1	2	0	8	13	3
Texas Tech	0	1	0	2	1	0	7	5	x	16	17	4

W: Cloud (2-2); L: Rose (1-1); S: Bettis (2)

Attendance: 2,056

**Highlights:** Texas Tech erased a two-run deficit in the bottom of the seventh with a season-high seven runs and went on to score five more in the eighth to win their Big 12 opener against the Huskers ... Taylor Ashby tied his career high with four hits and drove in three runs ... junior shortstop Joey Kenworthy drove in three runs ... Miles Morgan pitched 5 1/3 innings in a no-decision ... Chad Bettis pitched two shutout innings and earned his second career save ... the game was the first of a doubleheader as the Friday contest was postponed due to weather.

**GAME 17****Nebraska 10, Texas Tech 1**

March 14, 2009 at Dan Law Field, Lubbock, Texas

	1	2	3	4	5	6	7	8	9	R	H	E
Nebraska	0	0	0	2	2	1	2	3	0	10	10	0
Texas Tech	0	0	1	0	0	0	0	0	0	1	6	2

**W:** Roualdes (2-1); **L:** Head (0-1); **S:** None**Attendance:** 2,117

**Highlights:** The Red Raiders jumped out to an early 1-0 lead in the bottom of the first but that would be the last run of the game as Nebraska evened the three-game series with a 10-1 win in the second game of a doubleheader ... Husker right fielder Adam Bailey went 2-for-5 with a game high four RBIs to lead the Nebraska attack... freshman RHP Louis Head made his first career start and logged 4 1/3 innings allowing just three runs on one hit and five walks ... Chris Richburg drove in Tech's only run of the game in the third.

**GAME 18****Texas Tech 10, Nebraska 3**

March 15, 2009 at Dan Law Field, Lubbock, Texas

	1	2	3	4	5	6	7	8	9	R	H	E
Nebraska	1	0	1	0	1	0	0	0	0	3	10	2
Texas Tech	0	0	0	5	2	2	1	0	x	10	14	0

**W:** Bettis (2-0); **L:** Mariot (1-1); **S:** None**Attendance:** 2,365

**Highlights:** Texas Tech scored all 10 of its runs with two outs and in the process earned a 2-1 series win over Nebraska ... the series win is the first for the Red Raiders in Big 12 play since taking 2-of-3 from Missouri last season ... Jeremy Mayo hit two, two-run home runs to lead the Tech offense with four RBIs ... Chris Richburg went 4-for-5 with two RBIs ... AJ Ramos logged 4 2/3 innings in his fourth start of the year while Chad Bettis picked up the win by pitching 4 1/3 shutout innings.

**GAME 19****Texas A&M-Corpus Christi 7, Texas Tech 5**

March 17, 2009 at Whataburger Field, Corpus Christi, Texas

	1	2	3	4	5	6	7	8	9	R	H	E
Texas Tech	0	0	1	0	0	1	0	1	2	5	9	1
TAMU-CC	0	0	0	1	3	3	0	x		7	12	2

**W:** Carnline (1-3); **L:** Stern (0-2); **S:** Sparkman (1)**Attendance:** 702

**Highlights:** Red Raider relievers allowed six runs in the sixth and seventh and that led to the first-ever loss to Texas A&M-Corpus Christi on the diamond ... Jordan Stern took the loss after giving up four runs on five hits and a walk over 1 1/3 innings ... Joey Kenworthy, Michael Reed and Taylor Ashby each had two hits while freshman third baseman Justin Berry hit his first career home run.

**GAME 20****Texas A&M-Corpus Christi 6, Texas Tech 2**

March 18, 2009 at Whataburger Field, Corpus Christi, Texas

	1	2	3	4	5	6	7	8	9	R	H	E
Texas Tech	0	0	2	0	0	0	0	0	0	2	2	0
TAMU-CC	0	0	2	0	4	0	0	0	x	6	9	0

**W:** Liedka (1-1); **L:** Head (0-2); **S:** Hernandez (1)**Attendance:** 631

**Highlights:** A controversial grand slam home run by TAMU-CC's Martin Parra in the bottom of the fifth snapped a 2-2 tie and gave the Islanders a sweep of the two-game midweek series ... Tech's only two hits of the game came on back-to-back home runs by Chris Richburg and Justin Berry ... Louis Head suffered the loss after giving up three runs in two innings of relief work.

**GAME 21****#9 Baylor 8, Texas Tech 4**

March 20, 2009 at Baylor Ballpark, Waco, Texas

	1	2	3	4	5	6	7	8	9	R	H	E
Texas Tech	0	3	0	0	1	0	0	0	0	4	10	2
Baylor	1	0	6	0	1	0	0	0	x	8	8	2

**W:** Volz (2-1); **L:** Morgan (1-3); **S:** Miller (1)**Attendance:** 3,433

**Highlights:** Baylor pounded out six runs in the bottom of the third and the Tech offense could never recover and the Bears took the first of a three-game series ... Senior second baseman Willie Rueda and junior left fielder Michael Reed paced the offensive attack with two hits each ... Miles Morgan took the loss after giving up eight runs (six earned) on seven hits and two walks over 4 1/3 innings ... Baylor starter Kendal Volz was given more run support in a start than he had been given in two years.

**GAME 22****#9 Baylor 5, Texas Tech 4**

March 21, 2009 at Baylor Ballpark, Waco, Texas

	1	2	3	4	5	6	7	8	9	R	H	E
Texas Tech	1	0	0	0	0	0	0	0	3	4	14	3
Baylor	1	2	0	0	1	1	0	0	x	5	8	0

**W:** Verrett (6-0); **L:** Ramos (2-1); **S:** None**Attendance:** 3,731

**Highlights:** Texas Tech mounted a ferocious comeback in the ninth but fell one run short and Baylor clinched the three-game series with a 5-4 win ... the Red Raiders got the bases loaded in the eighth with nobody out but failed to score a run and that was ultimately the deciding factor ... AJ Ramos suffered his first loss due mainly to a lack of run support ... Ramos allowed four runs on six hits and struckout five over five innings of work.

**GAME 23****Texas Tech 13, #9 Baylor 8**

March 22, 2009 at Baylor Ballpark, Waco, Texas

	1	2	3	4	5	6	7	8	9	R	H	E
Texas Tech	1	0	0	5	0	6	0	1	0	13	13	1
Baylor	0	0	0	3	0	1	0	0	4	8	12	2

**W:** Bettis (3-0); **L:** Fritsch (1-3); **S:** None**Attendance:** 3,078

**Highlights:** The Red Raiders unleashed a weekend's worth of offensive frustration on the bears as Tech scored five runs in the fourth and six in the sixth to salvage the final game of the series ... Sophomore RHP Chad Bettis pitched a career-high eight innings and struckout eight to improve to 3-0 on the year ... freshman Garrett Totten hit his first home run, a grand slam in the fourth inning ... Chris Richburg blasted two home runs, including a three-run blast in the sixth.

**GAME 24****Texas Tech 4, Lubbock Christian 3**

March 23, 2009 at Dan Law Field, Lubbock, Texas

	1	2	3	4	5	6	7	8	9	R	H	E
LCU	0	0	0	0	0	1	0	1	1	3	9	3
Texas Tech	0	0	0	1	0	0	3	0	x	4	9	2

**W:** Karns (1-2); **L:** Cunningham (4-1); **S:** Cloud (1)**Attendance:** 4,075

**Highlights:** Texas Tech and LCU officially retired the No. 27 jersey worn by Larry Hays as he is the winningest head coach at both Lubbock universities ... the game against LCU marked the first meeting between the two schools in 16 years and a crowd of 4,075 was on hand for the festivities ... the crowd was the largest to attend a game at Dan Law Field since the 2006 season ... Nate Karns pitched seven strong innings with a career-high nine strikeouts for his first win of the year ... Taylor Ashby drove in two runs to lead the offense.

**GAME 25****Texas State 10, Texas Tech 4**

March 25, 2009 at Bobcat Field, San Marcos, Texas

	1	2	3	4	5	6	7	8	9	R	H	E
Texas Tech	0	0	0	1	0	1	0	2	0	4	8	4
Texas State	5	0	0	2	1	1	1	0	x	10	12	1

**W:** Steiner (1-1); **L:** Farrar (0-1); **S:** None**Attendance:** 1,560

**Highlights:** Texas Tech allowed a season-high six unearned runs and matched its season high total of four errors in a 10-4 loss at Texas State ... the last time Tech allowed 5-plus unearned runs was two years ago to the date at Baylor (2007) ... Taylor Ashby led the Tech offense with three hits, including two doubles ... Chris Richburg extended his hit streak to 12 games.

**GAME 26****#8 Texas 9, Texas Tech 5**

March 27, 2009 at UFCU Disch Falk Field, Austin, Texas

	1	2	3	4	5	6	7	8	9	R	H	E
Texas Tech	0	0	2	0	2	0	0	0	1	5	11	5
Texas	0	0	5	0	0	0	4	0	x	9	11	1

**W:** Ruffin (4-2); **L:** Morgan (1-4); **S:** Wood (4)**Attendance:** 6,220

**Highlights:** Texas Tech committed four errors in the bottom of the seventh that broke open a one-run ballgame and gave Texas a 1-0 lead in the series ... Miles Morgan was chased away in the fourth while giving up five Texas runs in the third ... Chris Richburg and Jeremy Mayo each drove in two runs while Mayo also added his fourth home run of the season.

**GAME 27****Texas Tech 4, #8 Texas 2**

March 28, 2009 at UFCU Disch Falk Field, Austin, Texas

	1	2	3	4	5	6	7	8	9	R	H	E
Texas Tech	0	0	3	1	0	0	0	0	0	4	7	0
Texas	2	0	0	0	0	0	0	0	0	2	7	0

**W:** Ramos (3-1); **L:** Workman (3-2); **S:** Bettis (3)**Attendance:** 6,741

**Highlights:** After allowing two runs in the first, AJ Ramos and Chad Bettis combined for eight shutout innings to give the Red Raiders their first win in Austin since the 2003 season ... Ramos earned his first career win by logging six innings with five strikeouts while Bettis pitched the final three frames to earn his third save ... Chris Richburg blasted a three-run home run in the top of the third that proved to be the difference in the game.

**GAME 28****#8 Texas 8, Texas Tech 1**

March 29, 2009 at UFCU Disch Falk Field, Austin, Texas

	1	2	3	4	5	6	7	8	9	R	H	E
Texas Tech	0	0	1	0	0	0	0	0	0	1	10	0
Texas	2	2	2	1	1	0	0	0	x	8	9	0

**W:** Dicharry (2-0); **L:** Karns (1-3); **S:** None**Attendance:** 6,665

**Highlights:** Tech starter Nate Karns gave up four runs in the first two innings and was pulled after just 1 2/3 ... the outing was the shortest of his career and he fell to 1-3 on the year ... Jeremy Mayo gave the Red Raiders their only run of the day when he hit a solo home run in the third inning ... the win gave Texas the series 2-1.

**GAME 29****Texas Tech 8, #18 New Mexico 4**

March 31, 2009 at Isotopes Park, Albuquerque, N.M.

	1	2	3	4	5	6	7	8	9	R	H	E
Texas Tech	3	0	2	1	0	1	0	1	0	8	10	3
New Mexico	1	0	1	0	0	1	0	0	1	4	14	1

**W:** Head (1-2); **L:** Carl (1-1); **S:** Bettis (4)**Attendance:** 1,219

**Highlights:** Texas Tech jumped out to a 3-0 lead in the top of the first and never looked back on its way to an 8-4 win over the Lobos ... Taylor Ashby drove in a game-high three runs while Michael Reed went 2-for-4 with two RBIs and his first career home run ... freshman RHP Louis Head logged four innings to pick up his first career win ... Chris Richburg had his career long, 15-game hit streak come to an end as he went 0-for-2 with one RBI.

**GAME 30****#18 New Mexico 15, Texas Tech 7**

April 1, 2009 at Isotopes Park, Albuquerque, N.M.

	1	2	3	4	5	6	7	8	9	R	H	E
Texas Tech	0	0	2	0	0	0	0	3	2	7	12	3
New Mexico	2	1	0	0	2	1	0	9	x	15	17	2

**W:** Escarcega (1-1); **L:** Farrar (0-2); **S:** White (3)**Attendance:** 809

**Highlights:** New Mexico broke open a one-run game in the bottom of the eighth with nine runs ... Texas Tech allowed five unearned runs in the game due to three fielding errors ... Tech rallied for three runs in the eighth to pull within one at 6-5 ... Colt Farrar fell to 0-2 after giving up three runs in the first two innings ... Jeremy Mayo hit his sixth home run of the year while freshman catcher Kevin Whitehead hit his first dinger.

**GAME 31****Texas Tech 4, #11 Texas A&M 3**

April 3, 2009 at Dan Law Field, Lubbock, Texas

	1	2	3	4	5	6	7	8	9	R	H	E
Texas A&M	2	0	0	0	0	1	0	0	0	3	10	1
Texas Tech	3	0	0	0	1	0	0	x		4	8	3

**W:** Kilcrease (2-0); **L:** Raley (5-1); **S:** Bettis (5)**Attendance:** 2,641

**Highlights:** Sophomore reliever Chad Bettis induced Kevin Gonzalez into a bases-loaded, game-ending double play to give the Red Raiders a 4-3 win and earned his fifth save of the year ... Bettis pitched the final three innings allowing just one run ... Brian Cloud made his first career start and logged 4 2/3 innings in a no-decision ... Taylor Ashby and Chris Richburg drove in two runs each while Joey Kenworthy added a pair of hits ... the Masked Rider led the team onto the field and it marked the first time that the Masked Rider has led any other team onto a field of competition other than football.

**GAME 32****#11 Texas A&M 13, Texas Tech 7**

April 4, 2009 at Dan Law Field, Lubbock, Texas

	1	2	3	4	5	6	7	8	9	R	H	E
Texas A&M	3	1	2	3	0	0	1	3	0	13	14	0
Texas Tech	0	0	3	2	0	0	0	0	2	7	13	2

**W:** Wilson (3-3); **L:** Ramos (3-2); **S:** None**Attendance:** 2,779

**Highlights:** Texas A&M tagged AJ Ramos for nine runs in the first four innings en route to a 13-7 win that evened up the series at 1-1 ... Aggie first baseman Luke Anders hit two of the Aggies four home runs on the night ... Joey Kenworthy set a new career high with four hits including his first home run of the season ... senior second baseman Willie Rueda reinjured his hamstring while rounding third in the bottom of the ninth inning.

**GAME 33****Texas Tech 10, #11 Texas A&M 6**

April 5, 2009 at Dan Law Field, Lubbock, Texas

	1	2	3	4	5	6	7	8	9	R	H	E
Texas A&M	0	0	1	1	0	0	0	2	2	6	10	2
Texas Tech	2	5	0	0	1	0	2	x		10	12	0

**W:** Morgan (2-4); **L:** Loux (1-1); **S:** Bettis (6)**Attendance:** 2,503

**Highlights:** Texas Tech got two-run home runs from Scott LeJeune in the first and Jeremy Mayo in the second that helped give the Red Raiders a series win over the Aggies ... Miles Morgan earned his second win of the year by logging six solid innings allowing just two runs while Chad Bettis hurled the final three to garner his sixth save of the season and the second of the weekend ... LeJeune and Mayo also drove in three runs each while Chris Richburg extended his Big 12 hitting streak to 12 games.

**GAME 34****UTSA 2, Texas Tech 0**

April 7, 2009 at CitiBank Ballpark, Midland, Texas

	1	2	3	4	5	6	7	R	H	E
UTSA	0	1	1	0	0	0	0	2	8	0
Texas Tech	0	0	0	0	0	0	0	0	3	0

**W:** Benedict (2-1); **L:** Douglas (0-2); **S:** None**Attendance:** 1,531

**Highlights:** UTSA's Andy Benedict through a seven-inning complete game shutout, allowing just three hits to give the Roadrunners their first ever win over Texas Tech 2-0 ... the game was the first of a doubleheader at Midland's CitiBank Ballpark and also marked Tech's first loss in that venue ... prior to the game, Tech was a perfect 10-0 at CitiBank Ballpark ... Chris Richburg picked up two of Tech's three hits.

**GAME 35****Texas Tech 7, UTSA 6**

April 7, 2009 at CitiBank Ballpark, Midland, Texas

	1	2	3	4	5	6	7	8	9	R	H	E
UTSA	0	0	2	0	1	0	0	3	0	6	9	0
Texas Tech	1	0	0	0	5	0	1	0	x	7	11	3

**W:** Karns (2-3); **L:** Ruepke (0-3); **S:** Head (1)**Attendance:** 1,531

**Highlights:** Junior right-hander Nate Karns fanned a career-high 11 batters and held UTSA to three runs on six hits with no walks en route to his first Division I win of the season ... Taylor Ashby led the offense with three hits while Chris Richburg extended his hit streak to six games ... seven different players drove in runs for Tech while Louis Head earned his first career save.

**GAME 36****No. 11 Oklahoma 6, Texas Tech 0**

April 10, 2009 at L. Dale Mitchell Park, Lubbock, Texas

	1	2	3	4	5	6	7	8	9	R	H	E
Texas Tech	0	0	0	0	0	0	0	0	0	0	7	1
Oklahoma	0	1	2	1	1	0	1	0	x	6	13	1

**W:** Doyle (5-2); **L:** Cloud (2-3); **S:** None**Attendance:** 1,220

**Highlights:** Texas Tech suffered its first conference shutout season as the Sooners rode the arm of Andrew Doyle who put up eight scoreless frames ... freshman designated hitter Scott LeJeune managed three of Tech's seven hits on the night while sophomore catcher Jeremy Mayo added two ... the shutout was the first in league play since falling 1-0 to No. 2 Missouri in 2008 ... Brian Cloud took the loss for Tech after allowing five runs on nine hits and three walks over 4 2/3 innings.

**GAME 37****No. 11 Oklahoma 4, Texas Tech 0**

April 11, 2009 at L. Dale Mitchell Park, Lubbock, Texas

	1	2	3	4	5	6	7	8	9	R	H	E
Texas Tech	0	0	0	0	0	0	0	0	0	0	5	1
Oklahoma	0	0	2	0	2	0	0	0	x	4	6	1

**W:** Porlier (1-0); **L:** Ramos (3-3); **S:** None**Attendance:**

**Highlights:** AJ Ramos hurled one of the best games of his career but couldn't get any run support as Tech was shutout in back-to-back games for the first time since the 2007 season ... Ramos pitched his second career complete game, allowing just four runs on six hits and struckout eight ... three Sooner pitchers held Tech to just five total hits ... freshman second baseman Garrett Totten was the only Tech player with a multi-hit game (2-for-4).

**GAME 38****Texas Tech 5, No. 11 Oklahoma 1**

April 11, 2009 at L. Dale Mitchell Park, Lubbock, Texas

	1	2	3	4	5	6	7	8	9	R	H	E
Texas Tech	0	0	2	0	0	0	0	0	3	5	10	1
Oklahoma	0	0	0	0	0	0	0	1		1	4	4

**W:** Bettis (4-0); **L:** Hubbard (1-2); **S:** None**Attendance:** 1,672

**Highlights:** Sophomore RHP Chad Bettis pitched his first career complete game to help Tech salvage the final game of the series at No. 11 OU ... Bettis tossed eight shutout innings before allowing his only run in the ninth ... he struckout a career-high nine batters and threw 156 total pitches ... his performance earned him Big 12 Pitcher of the Week honors from the league office ... Michael Reed paced the Tech offense with three hits while Taylor Ashby added two hits and a game-high two RBIs.

**GAME 39****No. 16 TCU 12, Texas Tech 5**

April 13, 2009 at Lupton Stadium, Fort Worth, Texas

	1	2	3	4	5	6	7	8	9	R	H	E
Texas Tech	0	1	0	0	0	1	3	0	0	5	8	3
TCU	0	1	0	3	0	4	1	3	x	12	15	0

**W:** Winkler (3-0); **L:** Karns (2-4); **S:** None**Attendance:** 2,052

**Highlights:** The Horned Frogs had an answer for the Tech offense all afternoon and took advantage of shaky relief pitching late to post a 12-5 win over the Red Raiders ... the loss marked the second in a row to TCU but was the first game between the two clubs since the 2007 season ... Nate Karns fell to 2-4 on the year after giving up four runs on five hits and five walks over 4 2/3 innings ... relievers Robbie Kilcrease and Louis Head also gave up four runs in the losing effort ... Taylor Ashby led the offense by going 2-for-3 with two RBIs.

**GAME 40****Texas Tech 15, No. 24 Kansas 10**

April 17, 2009 at Dan Law Field, Lubbock, Texas

	1	2	3	4	5	6	7	8	9	R	H	E
Kansas	4	0	2	0	0	2	2	0	0	10	13	1
Texas Tech	3	2	4	0	0	6	0	0	x	15	21	1

**W:** Kilcrease (3-0); **L:** Hall (3-3); **S:** None**Attendance:** 2,332

**Highlights:** Kansas jumped out to a 4-0 lead in the first but Joey Kenworthy and Chris Richburg got Tech back in the game with back-to-back home runs in the bottom of the first ... Kenworthy's home run snapped a six-game home run drought by the Red Raiders ... Tech put the game away with a six-run outburst in the sixth ... Willie Rueda led the way with a 4-for-6 day at the plate with four RBIs while Taylor Ashby also drove in four runs ... Scott LeJeune, Chris Richburg and Justin Berry each added three hits ... Tech's 21 hits marked a season-high.

**GAME 41****Texas Tech 7, No. 24 Kansas 5**

April 18, 2009 at Dan Law Field, Lubbock, Texas

	1	2	3	4	5	6	7	8	9	R	H	E
Kansas	0	0	0	0	2	1	0	2		5	9	1
Texas Tech	2	0	1	4	0	0	0	x		7	9	1

**W:** Ramos (4-3); **L:** Walz (4-1); **S:** None**Attendance:** 3,536

**Highlights:** AJ Ramos threw five shutout innings and helped Tech build a 7-0 lead against the Jayhawks ... Chris Richburg hit his 11th home run of the year in the third inning ... Taylor Ashby and Scot LeJeune each drove in two runs to lead the offense ... Chad Bettis pitched the final 2 1/3 innings to help Tech seal the series win over the 24th-ranked Jayhawks ... the series win was Tech's third of the year in Big 12 play and that marked the most by a Tech team since 2004.

**GAME 42****No. 24 Kansas 15, Texas Tech 6**

April 19, 2009 at Dan Law Field, Lubbock, Texas

	1	2	3	4	5	6	7	8	9	R	H	E
Kansas	7	0	2	1	0	4	1	0	0	15	15	0
Texas Tech	0	0	0	0	1	0	5	0	0	6	14	2

**W:** Ridenhour (4-2); **L:** Morgan (2-5); **S:** None**Attendance:** 2,503

**Highlights:** Kansas took advantage of a shaky Miles Morgan in the first inning and put up seven runs ... Morgan never recorded out before being replaced by Lorenzo Douglas ... Morgan allowed seven runs (five earned) on two hits and three walks ... the Jayhawks built a 10-0 lead before Tech scratched out a run on a sacrifice fly by Chris Richburg in the fifth ... Tech scored five runs in the seventh to prevent the game from ending in a run-rule.

## CAREER VS. UNLV

### TAYLOR ASHBY

Year	Avg	GP	GS	AB	R	H	2B	3B	HR	RBI	TB	SLG%	BB	HBP	SO	GDP	OB%	SF	SH	SB	ATT	PO	A	E	FLD%
2007	.250	2	2	8	0	2	0	1	0	2	4	.500	0	0	2	0	.250	0	0	0	0	2	0	0	1.000
2008	.286	2	2	7	0	2	0	1	0	2	4	.571	1	0	2	0	.375	0	0	0	1	6	0	0	1.000
TOTAL	.267	4	4	15	0	4	0	2	0	4	8	.533	1	0	4	0	.313	0	0	0	1	8	0	0	1.000

### JOEY KENWORTHY

Year	Avg	GP	GS	AB	R	H	2B	3B	HR	RBI	TB	SLG%	BB	HBP	SO	GDP	OB%	SF	SH	SB	ATT	PO	A	E	FLD%
2007	.250	1	1	4	1	1	0	0	0	0	1	.250	0	0	0	0	.250	0	0	0	0	2	2	0	1.000
2008	.222	2	2	9	1	2	0	0	1	3	5	.556	0	0	1	1	.222	0	1	0	0	0	1	0	1.000
TOTAL	.231	3	3	13	2	3	0	0	1	3	6	.462	0	0	1	1	.231	0	1	0	0	2	3	0	1.000

### LOGAN LESLIE

Year	Avg	GP	GS	AB	R	H	2B	3B	HR	RBI	TB	SLG%	BB	HBP	SO	GDP	OB%	SF	SH	SB	ATT	PO	A	E	FLD%
2008	1.000	1	0	1	0	1	0	0	0	0	1	1.000	0	0	0	0	1.000	0	0	0	0	0	0	0	.000
TOTAL	1.000	1	0	1	0	1	0	0	0	0	1	1.000	0	0	0	0	1.000	0	0	0	0	0	0	0	.000

### JEREMY MAYO

Year	Avg	GP	GS	AB	R	H	2B	3B	HR	RBI	TB	SLG%	BB	HBP	SO	GDP	OB%	SF	SH	SB	ATT	PO	A	E	FLD%
2008	.000	2	2	2	0	0	0	0	0	0	0	.000	0	0	2	0	.000	0	0	0	0	9	0	0	1.000
TOTAL	.000	2	2	2	0	0	0	0	0	0	0	.000	0	0	2	0	.000	0	0	0	0	9	0	0	1.000

### CHRIS RICHBURG

Year	Avg	GP	GS	AB	R	H	2B	3B	HR	RBI	TB	SLG%	BB	HBP	SO	GDP	OB%	SF	SH	SB	ATT	PO	A	E	FLD%
2008	.556	2	2	9	4	5	1	0	0	1	6	.667	0	0	2	0	.556	0	0	0	0	0	0	0	.000
TOTAL	.556	2	2	9	4	5	1	0	0	1	6	.667	0	0	2	0	.556	0	0	0	0	0	0	0	.000

### WILLIE RUEDA

Year	Avg	GP	GS	AB	R	H	2B	3B	HR	RBI	TB	SLG%	BB	HBP	SO	GDP	OB%	SF	SH	SB	ATT	PO	A	E	FLD%
2007	.000	1	1	3	0	0	0	0	0	0	0	.000	1	0	0	0	.250	0	0	1	1	3	2	1	.833
2008	.545	2	2	11	2	6	1	0	0	2	7	.636	0	0	1	0	.545	0	0	0	0	5	5	0	1.000
TOTAL	.429	3	3	14	2	6	1	0	0	2	7	.500	1	0	1	0	.467	0	0	1	1	8	7	1	.938

### LORENZO DOUGLAS

Year	ERA	W	L	App	GS	CG	SHO	CBO	SV	IP	H	R	ER	BB	SO	2B	3B	HR	BF	B/Avg	WP	HBP	BK	SFA	SHA
2008	37.80	0	1	1	1	0	0	0	0	1.2	5	7	7	3	2	0	0	2	13	.500	0	0	0	0	0
TOTAL	37.80	0	1	1	1	0	0	0	0	1.2	5	7	7	3	2	0	0	2	13	.500	0	0	0	0	0

### ROBBIE KILCREASE

Year	ERA	W	L	App	GS	CG	SHO	CBO	SV	IP	H	R	ER	BB	SO	2B	3B	HR	BF	B/Avg	WP	HBP	BK	SFA	SHA
2008	0.00	0	0	1	0	0	0	0	0	1.1	0	0	0	0	0	0	0	0	4	.000	0	0	0	0	0
TOTAL	0.00	0	0	1	0	0	0	0	0	1.1	0	0	0	0	0	0	0	0	4	.000	0	0	0	0	0

### CORY LARGE

Year	ERA	W	L	App	GS	CG	SHO	CBO	SV	IP	H	R	ER	BB	SO	2B	3B	HR	BF	B/Avg	WP	HBP	BK	SFA	SHA
2008	47.25	0	1	1	1	0	0	0	0	1.1	4	7	7	3	2	2	0	0	12	.500	1	1	0	0	0
TOTAL	47.25	0	1	1	1	0	0	0	0	1.1	4	7	7	3	2	2	0	0	12	.500	1	1	0	0	0

## PITCHER BIO'S



### CHAD BETTIS

Sophomore RHP  
Lubbock, TX (Monterey)


Pitches: Fastball, Cutter, Breaking Ball, Change  
Velocity: 90-96

#### 2009

- Limited Southern Utah to two runs over 6 2/3 innings for the win in the season opener.
- Surrendered three runs over 4 2/3 innings in his second start against Cal-State Northridge.
- Earned his first career save after going three innings against Gonzaga.
- Helped Tech to a conference series win against Nebraska, allowing no runs in two innings of relief in game one to earn his second save of the season, and turned around in game three to pitch 4 1/3 shutout innings of relief to earn the win.
- Led his team to a series finale win over Baylor striking out eight and only surrendering three earned runs in a career high eight innings of work.
- Limited Texas to one hit and no runs in three innings of relief in game two to earn his third save of the season.
- Logged 3 1/3 innings of relief allowing one earned run and striking out five to earn the save against New Mexico on March 31.
- Appeared in three innings of relief only allowing one earned run in the series opener against the Aggies to earn the save.
- Recorded his sixth save of the season surrendering four earned runs in the series finale win over Texas A&M on April 5.
- Pitched his first complete game in his career to earn the win over Oklahoma ... recorded a career-high nine strikeouts while only scattering four hits and allowing one run ... named Big 12 Pitcher of the Week on April 13 for his performance.

#### BETTIS GAME-BY-GAME

Date	Opponent	GS	IP	H	R	ER	BB	SO	2B	3B	HR	WP	BK	HBP	IBB	Score	W	L	SV	ERA
Feb 20, 2009	Southern Utah	*	6.2	8	2	2	1	5	3	0	1	0	0	0	0	14-3	1	0	0	2.70
Feb 27, 2009	CS Northridge	*	4.2	6	3	3	3	5	1	0	0	1	0	1	0	4-8	1	0	0	3.97
Mar 06, 2009	San Francisco		0.2	0	0	0	1	0	0	0	0	0	0	0	0	1-2	1	0	0	3.75
Mar 07, 2009	Gonzaga		3.0	5	1	1	0	1	0	0	1	0	0	0	0	7-1	1	0	1	3.60
Mar 14, 2009	Nebraska-1		2.0	1	0	0	1	2	1	0	0	0	0	0	0	16-8	1	0	2	3.18
Mar 15, 2009	Nebraska		4.1	3	0	0	2	4	1	0	0	0	0	0	0	10-3	2	0	2	2.53
Mar 18, 2009	TAMU-CC		1.0	1	0	0	0	1	0	0	0	0	0	0	0	2-6	2	0	2	2.42
Mar 22, 2009	Baylor	*	8.0	8	4	3	3	8	0	0	1	1	0	1	0	13-8	3	0	2	2.67
Mar 28, 2009	Texas		3.0	1	0	0	1	0	0	0	0	0	0	0	0	4-2	3	0	3	2.43
Mar 31, 2009	New Mexico		3.1	4	1	1	0	5	0	0	0	0	0	0	0	8-4	3	0	4	2.45
Apr 03, 2009	Texas A&M		3.0	5	1	1	1	2	0	0	1	0	0	0	0	4-3	3	0	5	2.50
Apr 05, 2009	Texas A&M		3.0	5	4	4	1	2	2	0	0	1	0	0	0	10-6	3	0	6	3.16
Apr 11, 2009	Oklahoma-2	*	9.0	4	1	1	4	9	1	0	0	0	0	1	0	5-1	4	0	6	2.79
Apr 17, 2009	Kansas		2.1	3	0	0	1	0	0	0	0	1	0	0	0	15-10	4	0	6	2.67
Apr 18, 2009	Kansas		2.1	1	2	0	0	0	1	0	0	0	0	1	0	7-5	4	0	6	2.56
<b>Totals</b>		<b>4</b>	<b>56.1</b>	<b>55</b>	<b>19</b>	<b>16</b>	<b>19</b>	<b>44</b>	<b>10</b>	<b>0</b>	<b>4</b>	<b>4</b>	<b>0</b>	<b>4</b>	<b>0</b>	<b>120-70</b>	<b>4</b>	<b>0</b>	<b>6</b>	<b>2.56</b>



### BRIAN CLOUD

Senior RHP  
Lubbock, TX (Cooper)


Pitches: Fastball, Slider, Change  
Velocity: 89-92

#### 2009

- FINALIST FOR THE 2009 LOWE'S SENIOR CLASS AWARD** ([www.seniorclassaward.com](http://www.seniorclassaward.com))
- Has made 14 appearances on the season, accumulating a 2-3 record.
- Has been used mainly in close games for relief.
- Earned the win against Texas-Pan American after logging 2 1/3 shutout innings.
- Allowed three runs over the final three innings to earn the loss in New Mexico's 13-10 come-from-behind victory.
- Was unable to hold the lead in the series finale against Cal-State Northridge as he allowed three unearned runs to draw the loss.
- Allowed two runs in only 1/3 inning of relief against Nebraska but still earned the win.
- Struggled in 1 2/3 innings of relief against Texas A&M-Corpus Christi on March 17 as he gave up three runs (two earned) on four hits and two walks.
- Recorded his first save of the season in two innings of relief allowing only one earned run in a 4-3 win over Lubbock Christian.
- Earned his first career start on April 3 in the series-opening win over Texas A&M ... struck out four and surrendered only one earned run in 4 2/3 innings of work.
- Was charged with the loss after surrendering five earned runs in 4 2/3 innings of work in the series opener against the Sooners.
- Made his third straight Big 12 start against Kansas on April 17 ... scattered six hits and allowed six earned runs in four innings of work.

#### CLOUD GAME-BY-GAME

Date	Opponent	GS	IP	H	R	ER	BB	SO	2B	3B	HR	WP	BK	HBP	IBB	Score	W	L	SV	ERA
Feb 20, 2009	UTPA		2.1	0	0	0	0	4	0	0	0	0	0	0	0	6-5	1	0	0	0.00
Feb 24, 2009	New Mexico		3.0	5	3	3	4	2	1	0	0	1	0	0	1	10-13	1	1	0	5.06
Mar 01, 2009	CS Northridge		3.1	2	3	0	0	4	1	0	0	0	0	2	0	2-3	1	2	0	3.12
Mar 05, 2009	UC-Riverside		0.2	0	0	0	1	1	0	0	0	1	0	0	0	5-9	1	2	0	2.89
Mar 06, 2009	San Francisco		1.1	1	0	0	0	1	0	0	0	0	0	1	0	1-2	1	2	0	2.53
Mar 08, 2009	Oregon State		2.0	1	1	1	1	3	0	0	0	1	0	1	0	6-9	1	2	0	2.84
Mar 17, 2009	TAMU-CC		1.2	4	3	2	2	1	0	0	0	0	0	0	1	5-7	2	2	0	4.30
Mar 22, 2009	Baylor		1.0	0	0	0	0	0	0	0	0	0	0	0	0	13-8	2	2	0	4.02
Mar 23, 2009	LCU		2.0	4	1	1	0	2	0	0	1	0	0	0	0	4-3	2	2	1	4.08
Mar 31, 2009	New Mexico		0.2	2	1	1	0	0	2	0	0	0	0	0	0	8-4	2	2	1	4.42
Apr 03, 2009	Texas A&M	*	4.2	5	2	1	3	4	1	0	1	0	0	0	0	4-3	2	2	1	3.91
Apr 10, 2009	Oklahoma	*	4.2	9	5	5	3	3	2	0	0	0	0	0	0	0-6	2	3	1	4.88
Apr 17, 2009	Kansas	*	4.0	6	6	6	3	4	2	0	1	0	0	0	0	15-10	2	3	1	5.97
<b>Totals</b>		<b>3</b>	<b>31.2</b>	<b>39</b>	<b>27</b>	<b>21</b>	<b>18</b>	<b>29</b>	<b>9</b>	<b>0</b>	<b>3</b>	<b>3</b>	<b>0</b>	<b>5</b>	<b>2</b>	<b>95-90</b>	<b>2</b>	<b>3</b>	<b>1</b>	<b>5.97</b>



## LORENZO DOUGLAS

Senior RHP  
Sachse, TX (Sachse)

Pitches: Fastball, Curve, Change  
Velocity: 88-92

### 2009

- Has made seven appearances out of the bullpen and has an 0-2 record.
- Logged a season-high 2 2/3 innings against Texas-Pan American, while allowing two runs.
- Surrendered two unearned runs to draw the loss against UC-Riverside.
- Allowed three runs in 2/3 of an inning against Dallas Baptist.
- Was charged with the loss against UTSA in his first start of the season logging six innings of work while allowing two earned runs.
- Scattered seven hits and allowed three earned runs in 3 1/3 innings of relief against Kansas on April 19.

### DOUGLAS GAME-BY-GAME

Date	Opponent	GS	IP	H	R	ER	BB	SO	2B	3B	HR	WP	BK	HBP	IBB	Score	W	L	SV	ERA
Feb 22, 2009	UTPA		2.2	4	2	2	3	3	0	0	0	0	0	0	0	10-4	0	0	0	6.75
Mar 01, 2009	CS Northridge		0.2	0	0	0	1	0	0	0	0	1	0	0	0	2-3	0	0	0	5.40
Mar 03, 2009	UC-Riverside		1.1	2	2	0	2	0	0	0	0	0	0	0	0	8-9	0	1	0	3.86
Mar 17, 2009	TAMU-CC		1.0	0	0	0	3	0	0	0	0	0	0	0	0	5-7	0	1	0	7.11
Apr 07, 2009	UTSA-1	*	6.0	6	2	2	3	5	0	1	0	0	0	0	0	0-2	0	2	0	5.11
Apr 19, 2009	Kansas		3.1	7	3	3	1	1	1	0	1	0	0	0	0	6-15	0	2	0	5.74
<b>Totals</b>		<b>1</b>	<b>15.2</b>	<b>21</b>	<b>12</b>	<b>10</b>	<b>16</b>	<b>9</b>	<b>1</b>	<b>1</b>	<b>1</b>	<b>2</b>	<b>0</b>	<b>0</b>	<b>0</b>	<b>33-51</b>	<b>0</b>	<b>2</b>	<b>0</b>	<b>5.74</b>



## NATHAN KARNS

Junior RHP  
Arlington, TX (Martin)

Pitches: Fastball, Curve, Slider, Change  
Velocity: 89-92

### 2009

- Made eight starts on the season and logged 33.1 innings.
- Allowed 21 earned runs and owns a 5.67 ERA.
- Surrendered five runs over two innings in his season debut against New Mexico.
- Allowed four more runs a week later against UC-Riverside to earn his first loss of the season.
- Tied his career high of 5 1/3 innings against Dallas Baptist on March 11.
- Was held to a strict pitch count of 60 in his fourth start of the season at Texas A&M-Corpus Christi on March 17 ... logged three shutout innings while holding the Islanders to just two hits and struckout four.
- Pitched a career-high seven innings to earn the win against Lubbock Christian on March 23 while also posting a career-high nine strikeouts.
- Was charged with the loss in the series finale against Texas surrendering four earned runs in 1 2/3 innings.
- Fanned a career-high 11 batters in six innings of work to lead the Red Raiders over UTSA on April 7.
- Earned the loss against TCU after surrendering four runs, one earned, and scattering five hits in 4 2/3 innings.

### KARNS GAME-BY-GAME


Date	Opponent	GS	IP	H	R	ER	BB	SO	2B	3B	HR	WP	BK	HBP	IBB	Score	W	L	SV	ERA
Feb 24, 2009	New Mexico	*	2.0	5	5	2	2	3	0	1	0	0	0	0	0	10-13	0	0	0	22.50
Mar 05, 2009	UC-Riverside	*	3.2	6	5	4	3	3	1	0	1	2	0	0	0	5-9	0	1	0	14.29
Mar 11, 2009	Dallas Baptist	*	5.1	3	4	3	5	2	1	0	0	1	1	1	0	2-11	0	2	0	9.82
Mar 17, 2009	TAMU-CC	*	3.0	2	0	0	1	4	1	0	0	1	0	0	0	5-7	0	2	0	7.71
Mar 23, 2009	LCU	*	7.0	5	2	1	2	9	1	0	0	0	0	0	0	4-3	1	2	0	5.57
Mar 29, 2009	Texas	*	1.2	4	4	4	2	2	0	0	0	0	0	0	0	1-8	1	3	0	6.75
Apr 07, 2009	UTSA-2	*	6.0	6	3	3	0	11	0	0	3	2	0	0	0	7-6	2	3	0	6.28
Apr 13, 2009	TCU	*	4.2	5	4	1	5	3	2	0	0	0	0	0	0	5-12	2	4	0	5.67
<b>Totals</b>		<b>8</b>	<b>33.1</b>	<b>36</b>	<b>27</b>	<b>21</b>	<b>20</b>	<b>36</b>	<b>9</b>	<b>0</b>	<b>5</b>	<b>6</b>	<b>1</b>	<b>1</b>	<b>0</b>	<b>39-69</b>	<b>2</b>	<b>4</b>	<b>0</b>	<b>5.67</b>

**ROBBIE KILCREASE**Sophomore LHP  
Round Rock, TX (Round Rock)Pitches: Fastball, Slider, Change  
Velocity: 85-88**2009**

- Made the start in the second game of the season-opening doubleheader against UTPA, earning a no-decision.
- Following Tech's first loss of the season, Kilcrease helped the Red Raiders rebound in the second game of the New Mexico series as he allowed only two runs over six innings for the win.
- Logged 1 1/3 innings of relief in the series opener against Nebraska, surrendering only one run.
- Appeared in three innings of relief in Tech's loss to Baylor scattering two hits and surrendering one earned run.
- Surrendered two earned runs and three walks in 1 1/3 innings of work in the series finale against Texas.
- Earned the series-opening win over Texas A&M after pitching 1 1/3 innings of shutout ball on April 3.
- Allowed four earned runs in 1 1/3 innings of work in Tech's loss to TCU on April 13.
- Earned the win against Kansas in the series opener, only surrendering three earned runs in two innings of relief.

**KILCREASE GAME-BY-GAME**


Date	Opponent	GS	IP	H	R	ER	BB	SO	2B	3B	HR	WP	BK	HBP	IBB	Score	W	L	SV	ERA
Feb 20, 2009	UTPA	*	5.0	5	3	3	1	5	2	0	0	0	1	0	0	6-5	0	0	0	5.40
Feb 25, 2009	New Mexico	*	6.0	4	2	2	2	4	2	0	0	1	1	0	0	6-3	1	0	0	4.09
Mar 03, 2009	UC-Riverside	*	4.0	8	3	3	1	5	1	0	0	0	1	0	0	8-9	1	0	0	4.80
Mar 08, 2009	Oregon State	*	3.0	6	5	5	1	2	1	0	0	3	1	0	0	6-9	1	0	0	6.50
Mar 14, 2009	Nebraska-1		1.1	4	1	1	0	2	0	0	0	0	0	0	0	16-8	1	0	0	6.52
Mar 18, 2009	TAMU-CC		1.2	2	1	1	2	3	0	0	1	0	0	0	0	2-6	1	0	0	6.43
Mar 21, 2009	Baylor		3.0	2	1	1	4	1	0	0	0	0	0	0	0	4-5	1	0	0	6.00
Mar 29, 2009	Texas		1.1	1	2	2	3	0	1	0	0	0	0	0	0	1-8	1	0	0	6.39
Mar 31, 2009	New Mexico		1.0	2	0	0	0	2	1	0	0	0	0	0	0	8-4	1	0	0	6.15
Apr 03, 2009	Texas A&M		1.1	0	0	0	1	2	0	0	0	0	0	0	0	4-3	2	0	0	5.86
Apr 07, 2009	UTSA-2		1.1	2	3	0	2	0	0	0	0	0	0	0	0	7-6	2	0	0	5.59
Apr 13, 2009	TCU		1.1	5	4	4	0	0	1	0	0	0	0	0	0	5-12	2	0	0	6.53
Apr 17, 2009	Kansas		2.0	3	4	3	1	2	1	0	1	0	0	0	0	15-10	3	0	0	6.96
<b>Totals</b>		<b>4</b>	<b>32.1</b>	<b>44</b>	<b>29</b>	<b>25</b>	<b>18</b>	<b>28</b>	<b>10</b>	<b>0</b>	<b>2</b>	<b>4</b>	<b>3</b>	<b>1</b>	<b>0</b>	<b>88-88</b>	<b>3</b>	<b>0</b>	<b>0</b>	<b>6.96</b>

**CORY LARGE**Senior LHP  
Bedford, TX (L.D. Bell)Pitches: Fastball, Cutter, Curve, Change  
Velocity: 85-88**2009**

- After spending 2008 primarily as a starter, Large has made 13 appearances this season, all in relief.
- Logged 24.2 innings so far, the highest among relievers with no starts this season.
- Earned two saves over Tech's first six games at home.
- Allowed no runs over three innings for his first career save against Southern Utah.
- Earned the loss in the series opener against Cal-State Northridge after allowing two runs in 1 2/3 innings
- Allowed three runs in 1/3 of an inning against Dallas Baptist on March 11.
- Surrendered two earned runs in one inning against Nebraska on March 14.
- Struck out five batters and gave up only one hit in 3 2/3 innings of relief in the series opening loss to Baylor on March 20.
- Logged 3 2/3 innings and struck out two in the series finale against Texas.
- Gave up nine runs, five earned, and scattered seven hits in one inning against New Mexico on April 1.
- Scattered four hits and allowed one earned up in two innings of relief in Tech's loss to Oklahoma on April 10.
- Surrendered four earned runs on four hits in 3 1/3 innings of relief in Tech's loss to Kansas.

**LARGE GAME-BY-GAME**

Date	Opponent	GS	IP	H	R	ER	BB	SO	2B	3B	HR	WP	BK	HBP	IBB	Score	W	L	SV	ERA
Feb 21, 2009	Southern Utah		3.0	5	0	0	2	4	1	0	0	1	0	0	0	8-2	0	0	1	0.00
Feb 25, 2009	New Mexico		2.0	2	0	0	0	1	0	0	0	0	0	0	0	6-3	0	0	2	0.00
Feb 27, 2009	CS Northridge		1.2	2	2	2	0	0	0	0	1	0	0	0	0	4-8	0	1	2	2.70
Mar 05, 2009	UC-Riverside		3.2	3	4	4	3	0	0	0	0	0	0	0	0	5-9	0	1	2	5.23
Mar 08, 2009	Oregon State		0.0	0	0	0	1	0	0	0	0	0	0	0	0	6-9	0	1	2	5.23
Mar 11, 2009	Dallas Baptist		0.1	4	3	3	1	1	2	0	0	1	0	0	0	2-11	0	1	2	7.59
Mar 14, 2009	Nebraska-2		1.0	3	2	2	0	1	1	0	0	0	0	2	0	1-10	0	1	2	8.49
Mar 20, 2009	Baylor		3.2	1	0	0	5	0	0	0	0	0	0	0	0	4-8	0	1	2	6.46
Mar 29, 2009	Texas		3.2	0	0	0	0	2	0	0	0	0	0	0	0	1-8	0	1	2	5.21
Apr 01, 2009	New Mexico		1.0	7	9	5	3	0	0	0	0	0	0	1	0	7-15	0	1	2	7.20
Apr 10, 2009	Oklahoma		2.0	4	1	1	0	1	0	0	1	0	0	0	0	0-6	0	1	2	6.95
Apr 18, 2009	Kansas		0.1	0	0	0	1	0	0	0	0	0	0	0	0	7-5	0	1	2	6.85
Apr 19, 2009	Kansas		2.1	4	4	4	4	1	1	0	1	0	0	0	0	6-15	0	1	2	7.66
<b>Totals</b>		<b>0</b>	<b>24.2</b>	<b>35</b>	<b>25</b>	<b>21</b>	<b>14</b>	<b>17</b>	<b>5</b>	<b>0</b>	<b>3</b>	<b>2</b>	<b>0</b>	<b>2</b>	<b>1</b>	<b>57-109</b>	<b>0</b>	<b>1</b>	<b>2</b>	<b>7.66</b>



## MILES MORGAN

Senior RHP  
Lubbock, TX (Coronado)

Pitches: Fastball, Curve, Change  
Velocity: 88-91

### 2009

- Made his triumphant return to the mound on Feb. 23 to limit Southern Utah to two runs over six innings for his first win since 2006 ... Fanned 11 batters in his return, four shy of his career high ... the start was his first since Feb. 4, 2007, against Stephen F. Austin.
- Struggled with his command in his second outing against Cal-State Northridge, allowing seven runs, five earned, in 4 1/3 innings of work.
- Held San Francisco to only two runs over six innings but still earned the loss.
- Earned the start for the series opener against Nebraska, allowed five runs, three earned, in 5 1/3 innings of work (no-decision).
- Was charged with the loss against Baylor on March 20 after surrendering eight runs, six earned, while striking out seven in 4 1/3 innings.
- Recorded his fourth loss of the season in the series opener against Texas ... allowed five earned runs and five walks in four innings of work.
- Earned his second win of the season in the series finale win over Texas A&M ... scattered five hits and only allowed two earned runs in six innings of work.
- Struggled from the mound in the series-finale start against Kansas, surrendering seven runs (five earned) on two hits and three walks without recording an out.

### MORGAN GAME-BY-GAME

Date	Opponent	GS	IP	H	R	ER	BB	SO	2B	3B	HR	WP	BK	HBP	IBB	Score	W	L	SV	ERA
Feb 21, 2009	Southern Utah	*	6.0	4	2	2	2	11	0	0	0	0	0	0	0	8-2	1	0	0	3.00
Feb 28, 2009	CS Northridge	*	4.1	7	7	5	5	1	2	0	1	2	0	1	0	3-7	1	1	0	6.10
Mar 06, 2009	San Francisco	*	6.0	4	2	2	0	7	1	0	1	1	0	0	0	1-2	1	2	0	4.96
Mar 14, 2009	Nebraska-1	*	5.1	8	5	3	0	2	1	0	0	0	0	1	0	16-8	1	2	0	4.98
Mar 20, 2009	Baylor	*	4.1	7	8	6	2	7	1	1	0	0	0	1	0	4-8	1	3	0	6.23
Mar 27, 2009	Texas	*	4.0	6	5	5	5	1	1	0	0	1	0	1	0	5-9	1	4	0	6.90
Apr 05, 2009	Texas A&M	*	6.0	5	2	2	3	2	1	0	1	0	0	0	0	10-6	2	4	0	6.25
Apr 19, 2009	Kansas	*	0.0	2	7	5	3	0	0	0	0	0	0	1	0	6-15	2	5	0	7.50
<b>Totals</b>		<b>8</b>	<b>36.0</b>	<b>43</b>	<b>38</b>	<b>30</b>	<b>20</b>	<b>31</b>	<b>7</b>	<b>1</b>	<b>3</b>	<b>4</b>	<b>0</b>	<b>5</b>	<b>0</b>	<b>53-57</b>	<b>2</b>	<b>5</b>	<b>0</b>	<b>7.50</b>



## AUSTIN QUICK

Sophomore LHP  
Austin, TX (Cedar Park)

Pitches: Fastball, Curve, Change  
Velocity: 80-83

### 2009

- Made his season debut against Cal-State Northridge resulting in a walk in his only batter faced.
- Allowed one earned run against Dallas Baptist on March 11.
- Surrendered four earned runs on four hits in the ninth inning of the series finale at Baylor on March 22.

### QUICK GAME-BY-GAME


Date	Opponent	GS	IP	H	R	ER	BB	SO	2B	3B	HR	WP	BK	HBP	IBB	Score	W	L	SV	ERA
Mar 01, 2009	CS Northridge		0.0	0	0	0	1	0	0	0	0	0	0	0	0	2-3	0	0	0	0.00
Mar 11, 2009	Dallas Baptist		1.0	0	1	1	1	0	0	0	0	0	0	1	0	2-11	0	0	0	9.00
Mar 14, 2009	Nebraska-2		1.0	0	0	0	0	0	0	0	0	0	0	0	0	1-10	0	0	0	4.50
Mar 22, 2009	Baylor		0.0	4	4	4	0	0	0	0	2	0	0	0	0	13-8	0	0	0	22.50
<b>Totals</b>		<b>0</b>	<b>2.0</b>	<b>4</b>	<b>5</b>	<b>5</b>	<b>2</b>	<b>0</b>	<b>0</b>	<b>0</b>	<b>2</b>	<b>0</b>	<b>0</b>	<b>1</b>	<b>0</b>	<b>18-32</b>	<b>0</b>	<b>0</b>	<b>0</b>	<b>22.50</b>

**AJ RAMOS**Senior RHP  
Lubbock, TX (Estacado)Pitches: Fastball, Slider, Curve, Change  
Velocity: 89-92**2009**

- Has made eight appearances this season as a starter, posting a 3-3 record.
- Did not allow a run in his first 13 innings pitched.
- Only lasted three innings in his season debut against Texas-Pan American, but still earned the win because his pitch count was predetermined.
- Reached his 65-pitch limit after only four innings against Cal-State Northridge, leaving him with a no decision.
- Was the major force in Tech breaking its six-game losing streak, as he threw six innings of shutout baseball against Gonzaga while fanning nine batters.
- Pitched 4 2/3 innings in the series finale against Nebraska, ending his streak of no runs allowed by surrendering three earned runs while striking out six in a no-decision.
- Earned his first loss of the season against Baylor (March 21) scattering six hits and surrendering four earned runs in five innings of work ... the game was his first without a predetermined pitch count.
- Notched his first career win over Texas, pitching a season-high six innings to lead Tech over Texas on March 28 ... struck out five only allowing two earned runs in the win.
- Was charged with the loss against Texas A&M on April 4 after surrendering nine runs in four innings of work.
- Logged his second complete game of his career in Tech's loss to Oklahoma on April 11 ... scattered six hits, surrendered four earned runs, and fanned eight batters in the effort.
- Earned the win over Kansas on April 18 after surrendering only one run on four hits in five innings of work.

**RAMOS GAME-BY-GAME**

Date	Opponent	GS	IP	H	R	ER	BB	SO	2B	3B	HR	WP	BK	HBP	IBB	Score	W	L	SV	ERA	
Feb 22, 2009	UTPA	*	3.0	2	0	0	2	3	1	0	0	0	0	0	0	10-4	1	0	0	0.00	
Mar 01, 2009	CS Northridge	*	4.0	6	0	0	0	6	1	0	0	1	0	0	0	2-3	1	0	0	0.00	
Mar 15, 2009	Nebraska	*	4.2	7	3	3	2	6	2	0	1	1	0	2	0	10-3	2	0	0	1.53	
Mar 21, 2009	Baylor	*	5.0	6	4	4	1	5	0	0	2	0	0	0	0	4-5	2	1	0	2.78	
Mar 28, 2009	Texas	*	6.0	6	2	2	2	5	3	0	0	0	0	0	0	4-2	3	1	0	2.83	
Apr 04, 2009	Texas A&M	*	4.0	10	9	9	3	3	3	0	4	1	0	0	0	7-13	3	2	0	4.96	
Apr 11, 2009	Oklahoma-1	*	8.0	6	4	4	3	8	2	1	1	0	0	0	0	0-4	3	3	0	4.87	
Apr 18, 2009	Kansas	*	5.0	4	1	1	4	4	0	0	0	0	0	0	0	7-5	4	3	0	4.53	
<b>Totals</b>			<b>9</b>	<b>45.2</b>	<b>50</b>	<b>23</b>	<b>23</b>	<b>17</b>	<b>49</b>	<b>13</b>	<b>1</b>	<b>8</b>	<b>4</b>	<b>0</b>	<b>3</b>	<b>0</b>	<b>51-40</b>	<b>4</b>	<b>3</b>	<b>0</b>	<b>4.53</b>

**JORDAN STERN**Sophomore RHP  
Plano, TX (Plano)Pitches: Fastball, Slider, Split, Change  
Velocity: 87-90**2009**

- Has made seven appearances from the bullpen and has an 0-2 record on the year.
- Earned his first career loss after allowing two runs in 1/3 of an inning against Oregon State.
- Suffered his second straight loss after giving up four runs on five hits over just 1 1/3 innings at Texas A&M-Corpus Christ on March 17.
- Allowed three runs on three hits in two innings of work against Texas State.
- Pitched 1 2/3 innings of relief in Tech's loss to New Mexico, surrendering two earned runs on four hits.

**STERN GAME-BY-GAME**

Date	Opponent	GS	IP	H	R	ER	BB	SO	2B	3B	HR	WP	BK	HBP	IBB	Score	W	L	SV	ERA
Feb 20, 2009	Southern Utah		2.1	1	1	1	1	1	0	0	1	0	0	0	0	14-3	0	0	0	3.86
Feb 22, 2009	UTPA		1.1	1	0	0	0	1	0	0	0	0	0	0	0	10-4	0	0	0	2.45
Feb 27, 2009	CS Northridge		1.2	5	3	3	2	2	1	0	1	0	0	0	0	4-8	0	0	0	6.75
Mar 08, 2009	Oregon State		0.1	0	2	2	2	0	0	0	0	0	0	0	0	6-9	0	1	0	9.53
Mar 17, 2009	TAMU-CC		1.1	5	4	4	1	2	1	0	0	0	0	0	0	5-7	0	2	0	12.86
Mar 25, 2009	Texas State		2.0	3	3	1	2	0	1	0	0	0	0	0	0	4-10	0	2	0	11.00
Apr 01, 2009	New Mexico		1.2	4	2	2	0	0	1	0	0	1	0	0	0	7-15	0	2	0	10.97
<b>Totals</b>		<b>0</b>	<b>10.2</b>	<b>19</b>	<b>15</b>	<b>13</b>	<b>8</b>	<b>6</b>	<b>4</b>	<b>0</b>	<b>2</b>	<b>1</b>	<b>0</b>	<b>0</b>	<b>0</b>	<b>50-56</b>	<b>0</b>	<b>2</b>	<b>0</b>	<b>10.97</b>



### COLT FARRAR

Freshman RHP  
Royse City, TX (First Baptist Academy)


Pitches: Fastball, Cutter, Slider, Change  
Velocity: 84-88

#### 2009

- After not seeing time in Tech's first several games, Farrar did not allow a run in his first three outings.
- Logged 1 2/3 innings of relief against Nebraska and surrendered his first two runs of the season.
- Suffered a loss in his first career start at Texas State on March 25 after allowing five runs (only two earned) on six hits over three innings.
- Earned his first career start in Tech's loss to Texas State, surrendering five runs, two earned, in three innings.
- Was charged with the loss in the series finale against New Mexico after allowing three earned runs in 2 2/3 innings.
- Scattered two hits and allowed one run in 3 1/3 innings of relief in Tech's loss to Kansas on April 19.

#### FARRAR GAME-BY-GAME

Date	Opponent	GS	IP	H	R	ER	BB	SO	2B	3B	HR	WP	BK	HBP	IBB	Score	W	L	SV	ERA
Mar 03, 2009	UC-Riverside		1.0	0	1	0	0	0	0	0	0	1	0	0	0	8-9	0	0	0	0.00
Mar 05, 2009	UC-Riverside		1.0	2	0	0	1	0	0	0	0	0	0	0	0	5-9	0	0	0	0.00
Mar 11, 2009	Dallas Baptist		0.2	0	0	0	0	1	0	0	0	0	0	0	0	2-11	0	0	0	0.00
Mar 14, 2009	Nebraska-2		1.2	2	2	2	1	0	1	0	0	0	0	0	0	1-10	0	0	0	4.15
Mar 17, 2009	TAMU-CC		1.0	1	0	0	0	2	0	0	0	0	0	0	0	5-7	0	0	0	3.38
Mar 18, 2009	TAMU-CC		0.2	0	0	0	0	2	0	0	0	0	0	0	0	2-6	0	0	0	3.00
Mar 25, 2009	Texas State	*	3.0	6	5	2	1	1	0	0	1	0	0	0	0	4-10	0	1	0	4.00
Mar 29, 2009	Texas		0.2	3	1	1	1	0	0	0	0	0	0	0	0	1-8	0	1	0	4.66
Apr 01, 2009	New Mexico	*	2.2	4	3	3	3	0	1	0	0	2	0	1	0	7-15	0	2	0	5.84
Apr 07, 2009	UTSA-1		1.0	2	0	0	0	1	0	0	0	0	0	0	0	0-2	0	2	0	5.40
Apr 13, 2009	TCU		0.1	0	0	0	0	0	0	0	0	0	0	0	0	5-12	0	2	0	5.27
Apr 19, 2009	Kansas		3.1	2	1	0	2	2	0	0	0	1	0	0	0	6-15	0	2	0	4.24
<b>Totals</b>		<b>2</b>	<b>17.0</b>	<b>22</b>	<b>13</b>	<b>8</b>	<b>9</b>	<b>9</b>	<b>2</b>	<b>0</b>	<b>1</b>	<b>4</b>	<b>0</b>	<b>1</b>	<b>0</b>	<b>46-114</b>	<b>0</b>	<b>2</b>	<b>0</b>	<b>4.24</b>



### BEN FLORA

Freshman LHP  
Plano, TX (Plano West)

Pitches: Fastball, Curve, Change  
Velocity: 87-90

#### 2009

- Has made nine relief appearances in his freshman season.
- Projected to be one of the top left-handed options out of the bullpen.
- Held New Mexico to only two runs over 2 1/3 innings to maintain Tech's lead at the time.
- Gave up three earned runs in one inning of work against Nebraska on March 14.
- Notched two innings of relief work at Texas State on March 25 ... allowed two runs on two hits and struckout one.

#### FLORA GAME-BY-GAME

Date	Opponent	GS	IP	H	R	ER	BB	SO	2B	3B	HR	WP	BK	HBP	IBB	Score	W	L	SV	ERA
Feb 22, 2009	UTPA		2.0	2	2	2	1	1	1	0	0	0	0	0	0	10-4	0	0	0	9.00
Feb 24, 2009	New Mexico		2.1	1	0	0	0	4	1	0	0	0	0	1	0	10-13	0	0	0	4.15
Mar 01, 2009	CS Northridge		0.1	1	0	0	0	1	0	0	0	0	0	0	0	2-3	0	0	0	3.86
Mar 03, 2009	UC-Riverside		0.1	1	3	0	2	0	1	0	0	0	1	0	0	8-9	0	0	0	3.60
Mar 08, 2009	Oregon State		0.0	0	1	1	0	0	0	0	0	0	0	1	0	6-9	0	0	0	5.40
Mar 14, 2009	Nebraska-2		1.0	4	3	3	0	0	1	0	0	0	0	0	0	1-10	0	0	0	9.00
Mar 25, 2009	Texas State		2.0	2	2	1	1	1	0	0	0	0	0	0	0	4-10	0	0	0	7.88
Mar 29, 2009	Texas		0.2	1	1	1	2	1	0	0	0	0	0	0	1	1-8	0	0	0	8.31
Apr 01, 2009	New Mexico		0.0	1	1	0	1	0	0	0	0	0	0	0	0	7-15	0	0	0	8.31
<b>Totals</b>		<b>0</b>	<b>8.2</b>	<b>13</b>	<b>13</b>	<b>8</b>	<b>7</b>	<b>8</b>	<b>4</b>	<b>0</b>	<b>0</b>	<b>0</b>	<b>1</b>	<b>2</b>	<b>1</b>	<b>49-81</b>	<b>0</b>	<b>0</b>	<b>0</b>	<b>8.31</b>



## BRANDON FOSTER

Freshman RHP  
Amarillo, TX (Randall)

Pitches: Fastball, Curve, Change  
Velocity: 83-86

### 2009

- In only two appearances, he has logged 2 1/3 shutout innings.
- Earned his first start as a Red Raider in the series finale against Texas A&M-Corpus Christi, logging 2 1/3 innings while surrendering two earned runs on four hits.

### FOSTER GAME-BY-GAME

Date	Opponent	GS	IP	H	R	ER	BB	SO	2B	3B	HR	WP	BK	HBP	IBB	Score	W	L	SV	ERA
Mar 03, 2009	UC-Riverside		1.1	2	0	0	0	0	2	0	0	0	0	1	0	8-9	0	0	0	0.00
Mar 11, 2009	Dallas Baptist		1.0	1	0	0	1	1	1	0	0	0	0	0	0	2-11	0	0	0	0.00
Mar 18, 2009	TAMU-CC	*	2.1	4	2	2	2	2	1	0	0	2	0	0	0	2-6	0	0	0	3.86
Apr 01, 2009	New Mexico		1.0	1	0	0	1	0	0	0	0	0	0	0	0	7-15	0	0	0	3.18
<b>Totals</b>		<b>1</b>	<b>5.2</b>	<b>8</b>	<b>2</b>	<b>2</b>	<b>3</b>	<b>4</b>	<b>4</b>	<b>0</b>	<b>0</b>	<b>2</b>	<b>0</b>	<b>1</b>	<b>0</b>	<b>19-41</b>	<b>0</b>	<b>0</b>	<b>0</b>	<b>3.18</b>



## LOUIS HEAD

Freshman LHP  
Katy, TX (Cinco Ranch)

Pitches: Fastball, Curve, Slider, Change  
Velocity: 89-91


### 2009

- The hard-throwing right-hander has made 14 appearances this season, accumulating an 1-2 record.
- Allowed two runs over 1 2/3 innings in his Red Raider debut to just hold the lead for Tech's 6-5 win over Texas-Pan American.
- Logged a season-high 3 2/3 shutout innings in the second game of the Cal-State Northridge series.
- Struckout four but surrendered three earned runs in 4 1/3 innings to earn the loss against Nebraska in the second game of a doubleheader on March 14.
- Surrendered three earned runs on one hit to earn the loss against Texas A&M-Corpus Christi on March 18.
- Notched four innings of relief in Tech's series opening loss to Texas, surrendering five hits and four runs.
- Earned his first win of the season, scattering six hits and only allowing two runs in four innings of work against New Mexico on March 31.
- Struckout five and surrendered three earned runs in four innings of relief in Tech's loss to Texas A&M.
- Recorded his first career save after surrendering no runs in 1 2/3 innings against UTSA.
- Logged 1 2/3 innings of relief in Tech's loss to TCU surrendering four runs, three earned, on five hits.
- Scattered three hits and surrendered one earned run in 1 1/3 innings of relief in Tech's win over Kansas on April 18.

### HEAD GAME-BY-GAME

Date	Opponent	GS	IP	H	R	ER	BB	SO	2B	3B	HR	WP	BK	HBP	IBB	Score	W	L	SV	ERA
Feb 20, 2009	UTPA		1.2	2	2	2	2	1	0	0	0	0	0	0	0	6-5	0	0	0	10.80
Feb 24, 2009	New Mexico		1.2	2	5	5	1	1	0	0	0	1	0	3	0	10-13	0	0	0	18.90
Feb 28, 2009	CS Northridge		3.2	1	0	0	1	4	0	0	0	0	0	1	0	3-7	0	0	0	9.00
Mar 08, 2009	Oregon State		2.2	2	0	0	1	0	0	0	0	0	0	1	0	6-9	0	0	0	6.52
Mar 14, 2009	Nebraska-2	*	4.1	1	3	3	5	4	0	0	1	0	0	0	0	1-10	0	1	0	6.43
Mar 18, 2009	TAMU-CC		2.0	1	3	3	2	0	0	0	0	0	0	0	0	2-6	0	2	0	7.31
Mar 25, 2009	Texas State		1.0	1	0	0	0	1	0	0	0	0	0	0	0	4-10	0	2	0	6.88
Mar 27, 2009	Texas		4.0	5	4	0	2	5	0	0	0	0	1	0	0	5-9	0	2	0	5.57
Mar 31, 2009	New Mexico	*	4.0	6	2	1	0	0	0	0	0	0	0	0	0	8-4	1	2	0	5.04
Apr 04, 2009	Texas A&M		4.0	4	4	3	1	5	2	0	0	0	0	1	0	7-13	1	2	0	5.28
Apr 07, 2009	UTSA-2		1.2	1	0	0	1	3	0	0	0	0	0	0	0	7-6	1	2	1	4.99
Apr 13, 2009	TCU		1.2	5	4	3	1	0	1	0	0	1	0	0	0	5-12	1	2	1	5.57
Apr 17, 2009	Kansas		0.2	1	0	0	0	2	0	0	0	0	0	0	0	15-10	1	2	1	5.45
Apr 18, 2009	Kansas		1.1	3	1	1	0	1	1	0	1	0	0	0	0	7-5	1	2	1	5.50
<b>Totals</b>		<b>2</b>	<b>34.1</b>	<b>35</b>	<b>28</b>	<b>21</b>	<b>17</b>	<b>27</b>	<b>4</b>	<b>0</b>	<b>2</b>	<b>2</b>	<b>1</b>	<b>6</b>	<b>0</b>	<b>86-119</b>	<b>1</b>	<b>2</b>	<b>1</b>	<b>5.50</b>

## PLAYER BIO'S



**TAYLOR ASHBY**  
Junior Outfielder  
Lubbock, TX (Monterey)

### 2009

- Made every start of the season in the outfield and played all three positions.
- Sits second on the team with 37 RBIs for the season.
- Went 3-for-4 in the second game against Southern Utah with four RBIs, matching his career high.
- Smashed his second career home run in the series opener against Cal-State Northridge
- Went 2-for-4 with an RBI against Gonzaga.
- Was 7-for-13 at the plate with three RBIs in the series win over Nebraska, including tying his career-high of four hits in the series opener.
- Went 2-for-4 and scored one run to help his team to a series finale win over Baylor March 22.
- The only player to record more than one RBI in a win over Lubbock Christian going 1-for-2 with two RBIs for the night.
- Went 3-for-4 with two doubles and an RBI at Texas State on March 25.
- Knocked in three RBIs going 1-for-4 at the plate in a win over New Mexico on March 31.
- Was 1-for-3 with two RBIs to help the Red Raiders clinch the series over the Aggies on April 5.
- Led the Tech offense going 3-for-4 at the plate with one RBI in the win over UTSA.
- Knocked in two RBIs and scored one run in the win over Oklahoma on April 11 ... finished the game 2-for-4 at the plate.
- One of only two players to record multiple hits in the loss to TCU ... went 2-for-3 with two RBIs and one scored run for the day.
- Knocked in four RBIs to lead the Red Raiders over the Kansas Jayhawks on April 17.

### CAREER HIGHS

Games Played (Season): 54 (2007)  
Games Started (Season): 54 (2007)  
At-Bats: Six, several times  
Runs Scored: Three, vs. Nebraska, 3/14/09  
Hits: Four, twice  
RBI: Four, several times  
Doubles: Three, at Kansas State, 4/1/07  
Triples: One, vs. St. John's, 2/18/07  
Home Runs: One, twice  
Walks: Two, several times  
Strikeouts: Three, vs. Oklahoma State, 5/11/07  
Stolen Bases: Three, vs. TAMUCC, 4/2/08  
Career Long Hit Streak: 11 Games (2008)



**LOGAN BROWN**  
Sophomore Outfielder  
Harlingen, TX (Harlingen South)

### 2009

- Seen action in 31 games while making seven starts in the outfield.
- Has been used as a late inning defensive substitute in several games.
- Knocked in his first career RBI on Feb. 22 against Texas-Pan American.

### CAREER HIGHS

Games Played (Season): 31 (2009)  
Games Started (Season): 7 (2009)  
At-Bats: Four, vs. Gonzaga, 3/7/09  
Runs Scored: One, several times  
Hits: One, several times  
RBI: One, vs. UT-Pan American, 2/22/09  
Doubles: None  
Triples: None  
Home Runs: None  
Walks: One, several times  
Strikeouts: Three, twice  
Stolen Bases: One, twice  
Career Long Hit Streak: 1 Games (2009)



**JUSTIN BERRY**  
Freshman Third Baseman  
Austin, TX (Austin)

### 2009

- Flexible player who has played both third base and shortstop.
- Knocked in his first career RBI in the first game against Texas-Pan American.
- Became the first Red Raider since Gera Alvarez in 2002 to log more than 10 assists in a game when he did so in the final game of the New Mexico series.
- Only Tech player with more than one hit in the series opener against Cal-State Northridge.
- Knocked in Tech's lone run against San Francisco.
- Went 3-for-6 and scored one run in the series opener against Nebraska on March 14.
- Went 2-for-4 with two RBIs, including his first career home run, in the series opener against Texas A&M-Corpus Christi on March 17 ... recorded his second home run of the season March 18 against Texas A&M-Corpus Christi in the final game of that series.
- Went 2-for-4 with one RBI and one run to push Tech past Baylor in the series finale win
- Was 3-for-4 with three scored runs in Tech's loss to New Mexico on April 1.
- Went 2-for-4 with one run scored to help Tech to the series finale win over Texas A&M.
- Drove in one run while scoring another to finish the day 2-for-4 in Tech's win over UTSA.
- Ended his 38-consecutive starts at third base streak after missing the start against TCU on April 13.
- Plated two runs and knocked in one RBI to help lead Tech over the Jayhawks on April 17.

### CAREER HIGHS

Games Played (Season): 42 (2009)  
Games Started (Season): 41 (2009)  
At-Bats: Six, vs. Nebraska (GM1), 3/14/09  
Runs Scored: Three, at New Mexico, 4/1/09  
Hits: Three, twice  
RBI: Two, several times  
Doubles: One, several times  
Triples: One, twice  
Home Runs: One, twice  
Walks: One, several times  
Strikeouts: Two, several times  
Stolen Bases: None  
Career Long Hit Streak: 11 Games (2009)



**KENGRAY FLEMING**  
Freshman Outfielder  
Louisa, Va. (Louisa)

### 2009

- Has played in 13 games while making nine starts in the outfield.
- Has been successful moving runners as one of the team's top sacrifice hitters this season.
- Went 1-for-2 with two runs scored in Tech's loss to Kansas on April 19.

### CAREER HIGHS

Games Played (Season): 13 (2009)  
Games Started (Season): 9 (2009)  
At-Bats: Three, twice  
Runs Scored: Two, vs. Kansas, 4/19/09  
Hits: One, several times  
RBI: None  
Doubles: None  
Triples: None  
Home Runs: None  
Walks: One, twice  
Strikeouts: Two, twice  
Stolen Bases: None  
Career Long Hit Streak: 1 Games (2009)




**JOEY KENWORTHY**  
Junior Shortstop  
Houston, TX (Cypress Falls)

**2009**

- Played in every game so far, making starts in 41-of-42 games.
- Had to make the move to shortstop following Garrett Totten's preseason injury.
- His 129 assists leads the team.
- Leads the team with 18 multiple-hit games.
- Had a career high 4 RBIs in the season opener against Southern Utah.
- Went 3-for-4 with two RBIs and two runs in the first of two games against UC-Riverside.
- Followed the three-hit performance with another in the second game against Riverside.
- Totaled another three-hit performance against Gonzaga, going 3-for-4 with two runs and two RBIs.
- Finished the road trip with his fourth three-hit outing in his last five games, going 3-for-5 against Oregon State, while scoring two runs.
- Went 1-for-5 with three RBIs in the series opener against Nebraska, bringing his RBI season total to 14.
- Was 3-for-4 and scored one run in the series opening loss to Texas on March 27.
- Helped lead the Red Raiders over New Mexico on March 31 going 3-for-4 with three scored runs.
- Smashed his first home run of the season in Tech's loss to Texas A&M ... was 4-for-5 with two RBIs and two runs scored on the day.
- Went 2-for-4 with one RBI and one run scored in the win over UTSA.
- Scored two runs and finished 1-for-4 from the plate in Tech's loss to TCU on April 13.
- Smashed a two-run home run in the series-opening win over Kansas, making this his second home run of the season ... finished the game 2-for-5 with three RBIs.

**CAREER HIGHS**

Games Played (Season): 55 (2008)  
Games Started (Season): 55 (2008)  
At-Bats: Six, twice  
Runs Scored: Four, vs. Army, 2/24/08  
Hits: Four, vs. Texas A&M, 3/4/09  
RBI: Four, vs. Southern Utah, 2/20/09  
Doubles: One, several times  
Triples: One, twice  
Home Runs: One, several times  
Walks: Three, several times  
Strikeouts: Three, at Baylor, 3/20/09  
Stolen Bases: One, several times  
Career Long Hit Streak: 9 Games (2008)



**SCOTT LEJEUNE**  
Freshman DH/Infielder  
Austin, TX (McNeil)

**2009**

- Has played in 39 games, including 32 starts so far this season.
- Been used mainly in the designated hitter slot.
- Had a two RBI pitch-hit triple in the opening weekend finale.
- In the next game against New Mexico, he went 3-for-5 with a RBI, the RBI came on his first career home run.
- Was 4-for-10 including three RBIs in the opening series against Nebraska.
- Went 7-for-11 at the plate in the conference series against Baylor including a career high night 5-for-5 with three RBIs in a loss March 21.
- Was 2-for-5 at the plate while scoring one run in a loss to New Mexico on April 1.
- Smashed his second career home run in Tech's series finale win over the Aggies ... finished the day 2-for-5 with three RBIs and two runs scored.
- Went 2-for-5 with one RBI to help the Red Raiders defeat UTSA on April 7.
- Led the Tech offense in the series-opening loss to the Sooners, going 3-for-4 from the plate.
- Knocked in two RBIs in Tech's loss to TCU on April 13.
- Went 1-for-3 at the plate and recorded two RBIs to help the Red Raiders over the Jayhawks on April 18.

**CAREER HIGHS**

Games Played (Season): 39 (2009)  
Games Started (Season): 32 (2009)  
At-Bats: Five, several times  
Runs Scored: Two, vs. Nebraska (GM1), 3/14/09  
Hits: Five, at Baylor (3/21/09)  
RBI: Three, twice  
Doubles: Two, twice  
Triples: One, vs. UT-Pan American, 2/22/09  
Home Runs: One, twice  
Walks: One, several times  
Strikeouts: Four, at UC-Riverside, 3/3/09  
Stolen Bases: One, vs. Nebraska (GM1), 3/14/09  
Career Long Hit Streak: 7 Games (2009)



**LOGAN LESLIE**  
Junior Infielder  
Lubbock, TX (Lubbock Christian)

**2009**

- Seen action in 21 games, mostly as a pinch hitter.
- Hit his first career home run in Tech's 9-5 loss to UC-Riverside on March 5.
- Went 1-for-2 with one RBI in the series win over Nebraska.
- Made his first start of the season in the outfield against Texas A&M on April 5.
- Recorded one RBI in Tech's loss to Kansas on April 19.

**CAREER HIGHS**

Games Played (Season): 27 (2008)  
Games Started (Season): 3 (2009)  
At-Bats: Four, vs. San Francisco, 3/6/09  
Runs Scored: Two, at Oklahoma State, 5/11/08  
Hits: Two, twice  
RBI: Two, several times  
Doubles: One, several times  
Triples: None  
Home Runs: One, vs. UC-Riverside, 3/5/09  
Walks: One, several times  
Strikeouts: One, three times  
Stolen Bases: None  
Career Long Hit Streak: 1 Games



**MASON MACNOLL**  
Freshman Outfielder  
Abilene, TX (Wylie)

**2009**

- Played in 25 games while making 13 starts.
- Has struggled at the plate so far as he has gone 5-for-35 so far this season.
- Totaled two RBIs on the season.

**CAREER HIGHS**

Games Played (Season): 25 (2009)  
Games Started (Season): 13 (2009)  
At-Bats: Five, at UC-Riverside, 3/3/09  
Runs Scored: One, at CS Northridge, 2/27/09  
Hits: One, several times  
RBI: One, twice  
Doubles: None  
Triples: None  
Home Runs: None  
Walks: One, several times  
Strikeouts: Two, at CS Northridge, 2/28/09  
Stolen Bases: None  
Career Long Hit Streak: 1 Games (2009)



**JEREMY MAYO**  
Sophomore Catcher  
Lubbock, TX (Monterey)

**2009**

- Missed six games after dislocating his finger against Southern Utah on Feb. 23.
- Had three RBIs in Tech's 6-5 victory over Texas-Pan American.
- Hit only his second career home run in Tech's win over Gonzaga ... was 2-for-4 with two RBIs against the 'Zags
- Went 2-for-2 in a loss to Dallas Baptist on March 11.
- Extended his six-game hit streak, going 2-for-4 including two home runs and four RBIs in the series finale against Nebraska on March 15 ... the four RBIs marked a new career high.
- One of only two players with multiple hits against Lubbock Christian, going 2-for-4 and scoring one run in the win.
- Went 2-for-4 with two RBIs and his fourth home run of the season in Tech's series opening loss against Texas.
- Smashed a two-run home run against New Mexico on April 1, making this his sixth home run of the season.
- Knocked in three of Tech's 10 runs against Texas A&M on April 5, going 3-for-4 with three runs scored and his seventh home run of the season.
- Earned his first start at third base against TCU on April 13 in place of freshman Justin Berry.
- Went 2-for-4 with one RBI in Tech's win over Kansas on April 18.

**CAREER HIGHS**

Games Played (Season): 34 (2009)  
Games Started (Season): 31 (2009)  
At-Bats: Five, vs. Kansas, 4/17/09  
Runs Scored: Two, several times  
Hits: Three, vs. Texas A&M, 3/5/09  
RBI: Four, vs. Nebraska, 3/15/09  
Doubles: One, several times  
Triples: None  
Home Runs: Two, vs. Nebraska, 3/15/09  
Walks: Two, several times  
Strikeouts: Three, several times  
Stolen Bases: None  
Career Long Hit Streak: 6 Games (2009)



**MICHAEL REED**  
Junior Left fielder  
McKinney, TX (Grayson C.C.)

**2009**

- Has started every game for the Red Raiders.
- After beginning the season in the outfield, Reed moved to second base to fill the gap following Willie Rueda's injury.
- Drew four walks and scored three runs in his debut as a Red Raider.
- Went 2-for-4 with two RBIs in the opening weekend finale.
- Knocked in two of Tech's three runs in the middle game of the Cal-State Northridge series as he also went 3-for-5 on the day.
- Drew two walks and scored four runs in the series against Nebraska.
- Went 5-for-13 in the Baylor series weekend including a 2-for-5, one run and one RBI performance in the series finale win March 22.
- Smashed his first career home run against New Mexico on March 31 ... was 4-for-5 with two RBIs and three scored runs for the day.
- Went 3-for-4 with one scored run in the series-finale win over Oklahoma.
- Knocked in two runs and scored another two to help Tech to a series-opening win over the Jayhawks.

**CAREER HIGHS**

Games Played (Season): 42 (2009)  
Games Started (Season): 42 (2009)  
At-Bats: Five, several times  
Runs Scored: Three, twice  
Hits: Four, at New Mexico, 3/31/09  
RBI: Two, twice  
Doubles: One, several times  
Triples: None  
Home Runs: One, at New Mexico, 3/31/09  
Walks: Four, vs. Southern Utah, 2/20/09  
Strikeouts: Three, at UC-Riverside, 3/3/09  
Stolen Bases: Two, vs. Southern Utah, 2/20/09  
Career Long Hit Streak: 5 Games (2009)




**CHRIS RICHBURG**  
Senior First Baseman  
Lubbock, TX (Frenship)

**2009**

- Started every game so far at first base.
- Smashed five home runs within Tech's first 14 games.
- Currently leads the team with 40 RBIs.
- Went 2-for-4 in the season opener with a solo home run and 2 RBIs.
- Knocked in four of Tech's 10 runs against New Mexico, going 3-for-4 with three runs and his second home run of the season.
- Followed that performance with a 2-for-4, three RBI performance the following day
- Also homered in consecutive games in the New Mexico series .
- Drove in two runs on a 2-for-4 day in the opener against UC-Riverside.
- Hit his fourth home run of the season the following day, while going 2-for-3 with three RBIs .
- Gave Tech a 6-5 lead with a two-run shot against Oregon State before Tech would allow three runs in the bottom of the inning.
- Extended his hitting streak to five games by going 6-for-9 in the conference series win over Nebraska including four RBIs for the weekend.
- Recorded his sixth home run of the season March 18 against Texas A&M-Corpus Christi.
- Tied his career high for home runs in a single season during the series finale win over Baylor, going 3-for-5 with two home run, resulting in four RBIs for the day.
- Went 5-for-11 during the conference series including a 1-for-3 performance with three RBIs and his 9th home run of the season to lead Tech over Texas in the middle game of the weekend series.
- Was 2-for-4 with one RBI in the Red Raiders' series finale win over Texas A&M.
- Recorded two of Tech's total three hits in a shutout loss to UTSA on April 7 ... finished the game 2-for-3 at the plate.
- Scored two of Tech's five runs in the win over Oklahoma on April 11.
- Smashed his 10th home run of the season, while finishing the game 3-for-5, in Tech's series-opening win over Kansas.
- Knocked in his second home run of the series and 11th of the season in the win against Kansas on April 18.

**CAREER HIGHS**

Games Played (Season): 42 (2009)  
Games Started (Season): 42 (2009)  
At-Bats: 6, vs. UTSA, 2/25/08  
Runs Scored: Three, several times  
Hits: Four, three times  
RBI: Seven, vs. Dallas Baptist, 5/1/07  
Doubles: Two, several times  
Triples: One, several times  
Home Runs: Two, vs. Baylor, 3/22/09  
Walks: Four, vs. Southern Utah, 2/21/09  
Strikeouts: Three, vs. UL-Lafayette, 2/23/08  
Stolen Bases: One, several times  
Career Long Hit Streak: 15 Games (2009)




**WILLIE RUEDA**  
Senior Second Baseman  
El Paso, TX (Bel Air)

**2009**

- Began the season as one of Tech's top hitters with a .400 batting average through three games prior to injuring his hamstring running to first base in the second game against Southern Utah.
- Prior to his injury, he had already stolen five out of six bases.
- Went 3-for-5 in the first game against Texas-Pan American ... knocked in his lone RBI in the season opener.
- Returned to the lineup on March 11 as a pinch hitter against Dallas Baptist after missing 11 games due to injury.
- In his first start since his injury, Rueda went 2-for-4 with one RBI and one run to lead his team to a series win over Nebraska.
- Went 4-for-12 in the Baylor series including a 1-for-4 with two runs scored performance in the series finale win March 22.
- Scored two runs and knocked in one RBI while going 3-for-5 at the plate in Tech's loss to Texas A&M.
- Returned to the field after missing the last six games due to reinjuring his hamstring in the finale against Texas A&M ... Knocked in four RBIs and tied his season-high with four hits to lead the Tech offense in the series-opening win over Kansas.

**CAREER HIGHS**

Games Played (Season): 53 (2006 & 2008)  
Games Started (Season): 53 (2006)  
At-Bats: Seven, vs. Texas Wesleyan, 3/29/06  
Runs Scored: Three, several times  
Hits: Four, several times  
RBI: Five, at TAMU-CC, 3/18/08  
Doubles: One, several times  
Triples: One, several times  
Home Runs: One, vs. Missouri, 5/13/06  
Walks: Three, twice  
Strikeouts: Four, at Texas A&M 3/26/06  
Stolen Bases: Four, vs. Central Arkansas, 3/4/08  
Career Long Hit Streak: 10 Games (2008)



## GARRETT TOTEN


Freshman Infielder  
Brier, Wash. (Kings)

### 2009

- Missed the first 10 games of the season before making his debut against UC-Riverside in the Palm Springs Invitational.
- Went 3-for-7 with three runs scored in the conference series win over Nebraska.
- Smashed his first career home run in the win over Baylor with his grand slam in the fourth inning, finishing the day 2-for-4 with a career-high five RBIs.
- Knocked in one RBI in Tech's loss to TCU on April 13.
- Drew two walks and scored two runs in Tech's win over Kansas on April 17.

### CAREER HIGHS

**Games Played (Season):** 32 (2009)  
**Games Started (Season):** 27 (2009)  
**At-Bats:** Five, at TAMU-CC, 3/17/09  
**Runs Scored:** Two, twice  
**Hits:** Two, twice  
**RBI:** Five, vs. Baylor, 3/22/09  
**Doubles:** One, twice  
**Triples:** None  
**Home Runs:** One, vs. Baylor, 3/22/09  
**Walks:** Two, several times  
**Strikeouts:** Two, several times  
**Stolen Bases:** One, vs. Dallas Baptist, 3/11/09  
**Career Long Hit Streak:** 5 Games (2009)



## KEVIN WHITEHEAD

Freshman Catcher  
Tacoma, Wash. (Franklin Pierce)

### 2009

- Has appeared in 25 games so far, making 18 starts.
- Split time at catcher and the designated hitter slot.
- Made six-consecutive starts at catcher following Jeremy Mayo's injury.
- Was one of two Tech players with more than one hit in the middle game of the Cal-State Northridge series.
- Snapped a streak of 19 at-bats without a hit with a leadoff double in the fifth.
- Recorded his first career home run in Tech's loss to New Mexico on April 1 ... finished the day 1-for-3 with two RBIs.
- Went 1-for-3 from the plate in Tech's series-finale win over Oklahoma.

### CAREER HIGHS

**Games Played (Season):** 25 (2009)  
**Games Started (Season):** 18 (2009)  
**At-Bats:** Five, vs. UT-Pan American, 2/22/09  
**Runs Scored:** One, several times  
**Hits:** Two, several times  
**RBI:** Two, twice  
**Doubles:** One, several times  
**Triples:** None  
**Home Runs:** One, at New Mexico, 4/1/09  
**Walks:** Two, twice  
**Strikeouts:** Three, vs. San Francisco, 3/6/09  
**Stolen Bases:** None  
**Career Long Hit Streak:** 2 Games (2009)

## ROSTERS

### NUMERICAL

NO.	NAME	POS	HT	WT	B/T	CL-EXP	HOMETOWN/PREVIOUS SCHOOL
1	Willie Rueda	INF	5-7	146	L/R	Sr-3L	El Paso, Texas/Bel Air
2	Michael Reed	OF	5-7	163	L/R	Jr-TR	McKinney, Texas/Grayson County CC
3	Garrett Totten	INF	5-9	172	R/R	Fr-HS	Brier, Wash./Kings
4	Mehdi Alavi	C	5-8	180	L/R	So-TR	Batesville, Ind./Vincennes J.C.
5	Jeremy Mayo	C	5-10	194	R/R	So-1L	Lubbock, Texas/Monterey
6	Joey Kenworthy	INF	5-5	152	S/R	Jr-2L	Houston, Texas/Cypress Falls
7	Kevin Whitehead	C	6-1	207	S/R	Fr-HS	Tacoma, Wash./Franklin Pierce
8	Logan Brown	OF	5-8	183	R/R	So-1L	Harlingen, Texas/Harlingen South
9	Kellen Monreal	OF	6-1	201	R/R	Jr-TR	Ennis, Texas/New Mexico JC
10	Justin Berry	INF	5-11	183	R/R	Fr-HS	Austin, Texas/Austin High
11	Nick Hanslik	OF	6-2	215	R/R	Fr-HS	Wolfforth, Texas/Frenship
12	Brandon Foster	RHP	6-2	207	R/R	Fr-HS	Amarillo, Texas/Randall
17	Taylor Ashby	OF	6-0	183	R/R	Jr-2L	Lubbock, Texas/Monterey
18	Brennan Stewart	RHP	6-0	173	R/R	Fr-RS	Round Rock, Texas/McNeil
19	Mason Macnoll	OF	5-10	176	L/L	Fr-HS	Abilene, Texas/Wylie
24	Nathan Karns	RHP	6-3	223	R/R	Jr-1L	Arlington, Texas/North Carolina State
25	Louis Head	RHP	5-11	170	R/R	Fr-HS	Katy, Texas/Cinco Ranch
26	Lorenzo Douglas	RHP	5-10	166	R/R	Sr-1L	Sachse, Texas/Weatherford College
28	Ben Flora	LHP	5-10	154	L/L	Fr-HS	Plano, Texas/Plano West
29	Austin Quick	LHP	5-11	177	L/L	So-1L	Austin, Texas/Cedar Park
30	Scott LeJeune	INF	5-11	185	L/L	Fr-HS	Austin, Texas/McNeil
31	Kengray Fleming	OF	5-11	173	L/L	Fr-HS	Louisa, Va./Louisa County
32	Chris Richburg	INF	6-2	208	R/R	Sr-3L	Lubbock, Texas/Frenship
34	Logan Leslie	INF	6-2	189	L/R	Jr-1L	Lubbock, Texas/Odessa College
35	Chad Bettis	RHP	6-0	193	R/R	So-1L	Lubbock, Texas/Monterey
36	Jordan Stern	RHP	6-4	217	R/R	So-1L	Plano, Texas/Plano Senior High
40	Robert Kilcrease	LHP	6-0	178	L/L	So-1L	Round Rock, Texas/Round Rock
41	Colton Farrar	RHP	6-2	202	R/R	Fr-HS	Royse City, Texas/First Baptist Academy
42	Brian Cloud	RHP	6-4	218	R/R	Sr-3L	Lubbock, Texas/Cooper
43	Cory Large	LHP	6-2	183	L/L	Sr-3L	Bedford, Texas/L.D. Bell
44	Miles Morgan	RHP	6-4	209	R/R	Sr-1L	Lubbock, Texas/Coronado
45	AJ Ramos	RHP	5-10	204	R/R	Sr-3L	Lubbock, Texas/Estacado

### ALPHABETICAL

NO.	NAME	POS
4	Mehdi Alavi	C
17	Taylor Ashby	OF
10	Justin Berry	INF
35	Chad Bettis	RHP
8	Logan Brown	OF
42	Brian Cloud	RHP
26	Lorenzo Douglas	RHP
41	Colton Farrar	RHP
31	Kengray Fleming	OF
28	Ben Flora	LHP
12	Brandon Foster	RHP
11	Nick Hanslik	OF
25	Louis Head	RHP
24	Nathan Karns	RHP
6	Joey Kenworthy	INF
40	Robert Kilcrease	LHP
43	Cory Large	LHP
30	Scott LeJeune	INF
34	Logan Leslie	INF
19	Mason Macnoll	OF
5	Jeremy Mayo	C
9	Kellen Monreal	OF
44	Miles Morgan	RHP
29	Austin Quick	LHP
45	AJ Ramos	RHP
2	Michael Reed	OF
32	Chris Richburg	INF
1	Willie Rueda	INF
36	Jordan Stern	RHP
18	Brennan Stewart	RHP
3	Garrett Totten	INF
7	Kevin Whitehead	C

### COACHING STAFF

**Head Coach:** 13 Dan Spencer (First Season)

**Assistant Coach:** 14 Ed Gustafson (First Season)

**Assistant Coach:** 20 Trent Petrie (Second Season)

**Volunteer Assistant Coach:** 33 Andy Jarvis (Second Season)

**Director of Operations:** Daren Hays (10th Season)

**Athletic Trainer:** Shawn Lindsey

**Equipment Manager:** Shishir Bhakta

**Student Manager:** Scott Erzinger

### PRONUNCIATION GUIDE

Willie RUEDA \_\_\_\_\_ Red-UH

Garrett TOTTEN \_\_\_\_\_ Tot-uhn

MEHDI ALAVI \_\_\_\_\_ Meddy Uh-LAH-vee

Kellen MONREAL \_\_\_\_\_ Mahn-REE-all

Mason MACNOLL \_\_\_\_\_ Mac-nahl

Scott LeJeune \_\_\_\_\_ LAH-zhooon

Colton FARRAR \_\_\_\_\_ FAR-arrh