


TEXAS TECH BASEBALL

1997 Big 12 Champions • 1998 Big 12 Tournament Champions • 152 All-Conference Selections • 31 All-Americans • 19 MLB Players

2009 SCHEDULE/NOTES

	SOUTHERN UTAH Feb. 20/21 Dan Law Field Lubbock	Will mark the first-ever meeting with Southern Utah and Tech's first game against a Summit League team since playing Oral Roberts last season.
	UT-PAN AMERICAN Feb. 20/22 Dan Law Field Lubbock	UT-Pan American leads the all-time series 20-16 but the Red Raiders have won the last three ... the two teams last played in 2002.
	NEW MEXICO Feb. 24-25 (DLF) March 31-April 1 (IP) Lubbock/Albuquerque	Texas Tech leads the series 56-33-1 and have won seven of the last 10 meetings ... the series dates back to a 6-3 Tech win on April 19, 1962.
	CAL STATE NORTHRIDGE Feb. 27-March 1 Matador Field Northridge, Calif.	Tech will make its first trip to Matador Field in Northridge ... The Red Raiders lead the series 4-2 with Tech last taking 2-of-3 in 2007 at Dan Law Field.
	CAL RIVERSIDE March 3/March 5 Riverside Stadium Palm Springs Stadium	The Red Raiders and Highlanders will play two games at two different venues in Calif in early March ... Tech leads the series 2-1.
	SAN FRANCISCO March 6 Palm Springs Stadium Palm Springs, Calif.	Tech's second game of the Palm Springs Invitational will feature the Dons of San Francisco from the West Coast Conference ... Tech leads series 2-1.
	GONZAGA March 7 Palm Springs Stadium Palm Springs, Calif.	The game will mark the first meeting between the Red Raiders and the Bulldogs.
	OREGON STATE March 7 Palm Springs Stadium Palm Springs, Calif.	Dan Spencer faces his former team on the final day of the tournament ... he helped lead the Beavers to national titles in 2006 & 2007.
	DALLAS BAPTIST March 11/May 6 Dan Law Field/Patriot Field Lubbock/Dallas	Texas Tech leads the series with Dallas Baptist 6-5 and the two teams have played annually since 2004 ... DBU won 2-of-3 meetings last season.
	NEBRASKA March 13-15 Dan Law Field Lubbock	The Huskers lead the all-time series 25-19 and swept a three-game set last year in Lincoln ... the Red Raiders took 2-of-3 at Dan Law Field in 2007.
	TAMU-CORPUS CHRISTI March 17-18 Whataburger Field Corpus Christi	The Red Raiders come into the series having never dropped a game to the Islanders ... Tech leads the series 9-0, including three wins in 2008.
	BAYLOR March 20-22 Baylor Ballpark Waco	The home team has won the last seven series in this battle between the two in-state rivals ... Tech's last series win in Waco was in 2001 ... Tech leads 72-64.
	LUBBOCK CHRISTIAN March 23 Dan Law Field Lubbock	It will be Larry Hays Night at Dan Law Field as the "19th Street Rivalry" is renewed for the first time since 1993 ... LCUI leads the all-times series 18-15.
	TEXAS STATE March 25 Bobcat Field San Marcos	The Red Raiders will be looking to avenge a 14-3 loss to the Bobcats last season ... Tech leads the all-time series 6-4.
	TEXAS March 27-29 UFUC Disch Falk Field Austin	Tech will be in search of its first series win in Austin since the 2001 season ... The Longhorns hold a 48-12 advantage in Austin and 95-33 overall.
	TEXAS A&M April 3-5 Dan Law Field Lubbock	The Red Raiders hold a 34-31 advantage over the Aggies at home and have won or tied the last five series played at Dan Law Field.
	UTSA April 7 Citibank Ballpark Midland	Tech returns to Midland for the first time since the 2007 season to face UTSA ... Tech leads the series 4-0.
	OKLAHOMA April 10-12 L. Dale Mitchell Park Norman	Tech will be looking to break a streak of four consecutive series wins by the Sooners ... OU leads Tech 28-23-1.
	KANSAS April 17-19 Dan Law Field Lubbock	The Jayhawks swept the three-game series against the Red Raiders last season but must come to Lubbock where they are just 5-12 all-time.
	UNLV April 21-22 Dan Law Field Lubbock	Texas Tech and UNLV will renew their annual midweek series at Dan Law Field in late April ... UNLV leads the all-time series 6-2.
	MISSOURI April 24-26 Taylor Stadium Columbia	Tech shocked then No. 2 Missouri last season by taking 2-of-3 at Dan Law Field ... Tech is just 7-10 in Columbia and 19-21 overall against Mizzou.
	KANSAS STATE May 8-10 Tointon Family Stadium Manhattan	The Red Raiders will be in search of their first series win over Kansas State since the 2004 season ... Tech leads KSU 23-14-1 in the all-time series.
	MISSISSIPPI VALLEY ST. May 12 Dan Law Field Lubbock	The game will mark the first meeting between the Red Raiders and the Delta Devils.
	OKLAHOMA STATE May 15-17 Dan Law Field Lubbock	Frank Anderson returns to Dan Law Field where the Cowboys hold an 11-10 advantage ... OSU leads the all-time series 26-20.

GAMES 31-33



Friday, April 3 - Sunday, April 5, 2009

#11 TEXAS A&M AGGIES (19-9; 6-3 Big 12)

VS.

TEXAS TECH RED RAIDERS (12-18; 4-5 Big 12)

Dan Law Field • Lubbock, Texas • 6:30 p.m./6:30 p.m./1 p.m.

SERIES INFORMATION

Series vs. Texas A&M: A&M leads 87-52
Last Meeting vs. Texas A&M: Tech, 9-3 (3/16/08)
Last Texas Tech Win: Tech, 9-3 (3/16/08)
Last Texas A&M Win: A&M, 12-1 (3/15/08)
Last 10 Games: A&M, 6-4
Series Streak: Texas Tech has won one

BROADCAST INFORMATION

Television: Texas Tech Television Network (TTTN)
 Local Broadcast Only (Suddenlink Channel 6)
 Drew Dougherty, Play-By-Play; Matt Miller, Analyst
Radio: Texas Tech Sports Network
 Robert Giovannetti, Play-By-Play
 Daren Hays, Analyst

HOME SWEET HOME; TECH SET TO FACE #11 A&M

The Texas Tech Red Raiders will finally get a taste of home this weekend as they open up a three-game Big 12 series against rival Texas A&M. The home series will be the first for Tech since opening weekend of the Big 12 when the Red Raiders took 2-of-3 from Nebraska (March 13-15). The series gets underway at 6:30 p.m. on Friday night and continues at 6:30 p.m. on Saturday. Saturday's game was moved from 5 p.m. until 6:30 p.m. due to forecasted high winds. The series will wrap up at 1 p.m. on Sunday. Advance tickets for all three games can be purchased by calling the Texas Tech Athletics Ticket Office at (806) 742-TECH or by logging online to www.texastech.com.

THE TEXAS TECH-TEXAS A&M SERIES

The oldest baseball series in Texas Tech history resumes this weekend as the Red Raiders welcome rival Texas A&M to Dan Law Field for a three-game series. The Tech-A&M series is the oldest for the Red Raiders as the two schools will meet for the 140th, 141st and 142nd times over the weekend, beginning on Friday night. Texas A&M leads the all-time series 87-52 but the Red Raiders own a 34-31 advantage in games played in Lubbock. In fact, Texas Tech has won or tied the last five series against the Aggies at Dan Law Field. In 2007, the series was limited to just two games due to heavy snow that fell on Sunday and forced the cancellation of the third and final game. Texas A&M won last year's series 2-1, including a 6-5 victory in 12 innings in the opener.

A LOOK AT THE NO. 11 AGGIES

The 11th-ranked and defending Big 12 Champion Texas A&M Aggies head to the South Plains for a key Big 12 series that will go a long way in positioning both teams in the league standings. The Aggies are 19-9 on the season and

have won their last six games including a three-game sweep of the Kansas Jayhawks. The sweep of Kansas propelled the Aggies to the top of the Big 12 standings (tied with Oklahoma) with a 6-3 mark in conference play. The Aggies are in their fifth season under Rob Childress (138-77-1).

The Aggies enter the weekend series with a team batting average of .288 (just three points behind the Red Raiders) but that average drops to .273 against Big 12 competition. The multi-talented Brooks Raley leads the offense with a .385 average and 12 doubles while Caleb Shofner and Kevin Gonzalez lead the way with 20 RBIs.

On the mound, Raley is also the team's leading hurler with a perfect 5-0 record and a 1.83 earned run average. As a staff, the Aggies rank fourth in the Big 12 with a 4.21 ERA and are holding opponents to a .253 batting average. Nick Fleece, the current Big 12 and national player of the week, has developed into the staff closer as he is 3-0 with three saves and has yet to allow a run in 10 2/3 innings.

RED RAIDERS ON THE AIR

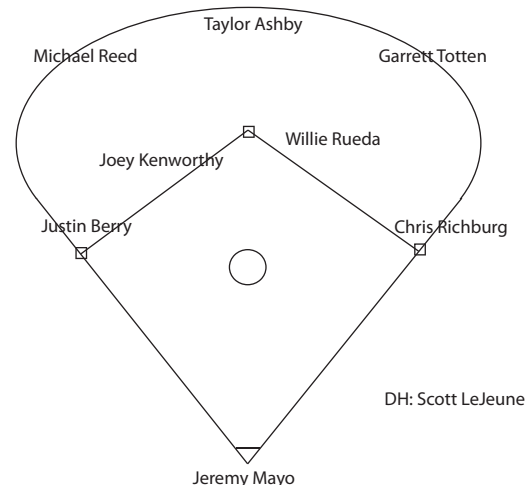
Texas Tech's entire schedule in 2009 including both regular-season and post-season action will be carried live on the flagship station of the Texas Tech Sports Network, KKAM-1340. The Texas Tech Sports Network begins its 16th season of full coverage of Red Raider Baseball. Robert Giovannetti will handle the play-by-play duties for the second year in a row and will be assisted by Matt Miller and Blayne Beal. Network pregame coverage begins 30 minutes prior to first pitch and concludes with a postgame show. Live audio streams will be available for all road games through RaiderVision All-Access while live video/audio will be available for all home games.

PROBABLE STARTING LINEUP

INFIELD
 Catcher: Jeremy Mayo (So.)
 First Base: Chris Richburg (Sr.)
 Second Base: Willie Rueda (Sr.)
 Shortstop: Joey Kenworthy (Jr.)
 Third Base: Justin Berry (Fr.)
 Designated Hitter: Scott LeJeune (Fr.)

OUTFIELD
 Left Field: Michael Reed (Jr.)
 Center Field: Taylor Ashby (Jr.)
 Right Field: Garrett Totten (Fr.)
TEXAS TECH STARTING PITCHERS
 Friday: Brian Cloud, RHP; 2-2, 4.42 ERA
 Saturday: AJ Ramos, RHP; 3-1, 2.83 ERA
 Sunday: TBA

TEXAS A&M STARTING PITCHERS
 Friday: Brooks Raley, LHP; 5-0; 1.80 ERA
 Saturday: Alex Wilson, RHP; 2-3; 3.41 ERA
 Sunday: Barret Loux, RHP; 1-0; 4.83 ERA
MOUND VISITS/PITCHING CHANGES
 Assistant Coach: Ed Gustafson



ATHLETICS MEDIA RELATIONS



Blayne Beal
Associate Director/Media Relations


TEXAS TECH MEDIA RELATIONS

(806) 742-2770 • (806) 742-1970 - fax • www.texastech.com
Associate Director/Media Relations (Baseball Contact)

Blayne Beal

Office (806) 742-2770
Cell (806) 790-7924
Email blayne.beal@ttu.edu
Chris Cook - Associate A.D./Media Relations
Office (806) 742-2772
Cell (806) 787-5648
Email chris.cook@ttu.edu

Tammi Hoffman - Associate Director/Media Relations
Brandon Ireton - Assistant/Media Relations
Sheila Tucker - Administrative Assistant/Media Relations



TEXAS TECH SPORTS NETWORK

For the 16th consecutive year, the entire Texas Tech baseball game schedule will be broadcast live on the Texas Tech Sports Network and made available to its statewide affiliates. The Voice of Texas Tech Baseball, Robert Giovannetti, will handle the play-by-play duties while Matt Miller will provide color commentary. Giovannetti has a 30-minute pre-game show and interviews players and coaches following each game. Games will be carried locally on the flagship station of the Texas Tech Sports Network, KKAM-1340 AM. Fans who are out of the listening area can follow the Red Raiders online through RaiderVision All-Access at www.texastech.com. Live audio is streamed for every game both home and on the road.

BROADCAST SCHEDULE

Date	Opponent	Broadcast Time
2/20	Southern Utah	12:40 p.m.
2/20	Texas-Pan American	3:40 p.m.
2/21	Southern Utah	2:40 p.m.
2/22	Texas-Pan American	2:40 p.m.
2/24	New Mexico	3:40 p.m.
2/25	New Mexico	1:40 p.m.
2/27	@Cal-State Northridge	3:40 p.m.
2/28	@Cal-State Northridge	2:40 p.m.
3/1	@Cal-State Northridge	2:40 p.m.
3/3	@UC-Riverside	7:40 p.m.
3/5	vs. UC-Riverside	11:40 a.m.
3/6	vs. San Francisco	7:40 p.m.
3/7	vs. Gonzaga	11:40 a.m.
3/8	vs. Oregon State	11:40 a.m.
3/11	Dallas Baptist	2:40 p.m.
3/14	Nebraska	12:40 p.m.
3/15	Nebraska	1:40 p.m.
3/17	@TAMU-CC	6:10 p.m.
3/18	@TAMU-CC	6:10 p.m.
3/20	@Baylor	6:10 p.m.
3/21	@Baylor	6:10 p.m.
3/22	@Baylor	1:10 p.m.
3/23	Lubbock Christian	6:10 p.m.
3/25	@Texas State	6:10 p.m.
3/27	@Texas	5:40 p.m.
3/28	@Texas	1:40 p.m.
3/29	@Texas	12:40 p.m.
3/31	@New Mexico	6:40 p.m.
4/1	@New Mexico	2:40 p.m.
4/3	Texas A&M	6:10 p.m.
4/4	Texas A&M	6:10 p.m.
4/5	Texas A&M	12:40 p.m.
4/7	vs. UTSA	3:10 p.m.
4/10	@Oklahoma	6:10 p.m.
4/11	@Oklahoma	3:40 p.m.
4/12	@Oklahoma	12:40 p.m.
4/13	@TCU	2:40 p.m.
4/17	Kansas	6:10 p.m.
4/18	Kansas	4:40 p.m.
4/19	Kansas	12:40 p.m.
4/21	UNLV	6:40 p.m.
4/22	UNLV	11:40 a.m.
4/24	@Missouri	6:10 p.m.
4/25	@Missouri	1:40 p.m.
4/26	@Missouri	12:40 p.m.
5/6	@Dallas Baptist	6:10 p.m.
5/8	@Kansas State	6:10 p.m.
5/9	@Kansas State	1:40 p.m.
5/10	@Kansas State	12:40 p.m.
5/12	Mississippi Valley St.	6:10 p.m.
5/13	Mississippi Valley St.	11:40 a.m.
5/15	Oklahoma State	6:10 p.m.
5/16	Oklahoma State	12:40 p.m.
5/17	Oklahoma State	12:40 p.m.

BIG 12 TELECONFERENCE

The Big 12 Conference baseball coaches will participate in media-only teleconferences during the 2009 season. The calls begin with a preseason call in February, followed by bi-weekly teleconferences beginning in April. Each teleconference will start at 10 a.m. Central Time, and can also be heard live and on replay via the Big 12 web site at big12sports.com. Please contact the Big 12 communications staff for the call-in and replay phone numbers.

TIME COACH

10:00 Tim Jamieson, Missouri
10:10 Dan Spencer, Texas Tech
10:20 Mike Anderson, Nebraska
10:30 Ritch Price, Kansas
10:40 Steve Smith, Baylor
10:50 Brad Hill, Kansas State
11:00 Rob Childress, Nebraska
11:10 Sunny Galloway, Oklahoma
11:20 Frank Anderson, Oklahoma St.
11:30 Augie Garrido, Texas



Carmen Branch
Big 12 Baseball Media Contact
carmen@big12sports.com

VIDEO HIGHLIGHTS

Texas Tech Athletics will provide video highlights of all home games through an FTP site hosted by Texas Tech University. Members of the media can download files in QuickTime format that are of broadcast quality.

Highlights will be made available on the FTP site no later than 90 minutes following the conclusion of the game. Texas Tech will make every effort to have highlights available as quickly as possible.

For login information, please contact Blayne Beal in the media relations office.

CREDENTIALS

Media members wishing to cover the Texas Tech baseball team at Dan Law Field during the 2009 season must be issued a working credential from the Texas Tech Athletic Media Relations Office.

- All requests for both media and photo credentials must be made in writing at least two days in advance to Blayne Beal, Associate Director of Athletic Media Relations. (Fax: (806) 742-1970; email: blayne.beal@ttu.edu)
- Requests are honored from sports editors of daily and weekly newspapers, editors of sports periodicals, and sports directors of radio and television stations who broadcast regularly scheduled daily sports reports and talk shows.
- Credentials can be picked up in the Athletic Media Relations Office (south end of Jones AT&T Stadium) or at will call, which is located at the main entrance to Dan Law Field.

TEXAS TECH MEDIA ACCESS

All practices are open to the media and the public. Practices will normally begin at 2:15 p.m. and end around 5 p.m. during the week. The normally scheduled off day is Tuesday.

HEAD COACH INTERVIEWS

Head coach Dan Spencer can be reached during business hours by calling his office. The best time to reach him is in the mornings. After noon, he can be reached at Dan Law Field at (806) 742-0340.

POSTGAME INTERVIEWS

The Texas Tech clubhouse is closed to the media. Texas Tech players and coaches will be made available in front of the Texas Tech dugout following a brief cooling off period.

TEXASTECH.COM

This is the official website of Texas Tech Athletics. Texas Tech Baseball releases as well as a wide variety of athletics department information can be found on the web. Weekly game notes, news and statistical information can be found here throughout the baseball season.

www.texastech.com

DAN SPENCER TELEVISION SHOW

Red Raider Baseball with Dan Spencer is back for another year with **Drew Dougherty** as the host. The show will begin immediately following the conclusion of the men's basketball season and will air Sundays at 10 p.m. on FOX34. The show replays at 10:30 p.m. on My LubbockTV.

Subject to change



DAN SPENCER RADIO SHOW

For the second-straight season, Red Raider Baseball with Dan Spencer returns to Fox 950 AM. The show is hosted each week by the voice of Red Raider Baseball **Robert Giovannetti**. The show gets underway on March 9 and will continue each Monday evening from 6 p.m. until 7 p.m..



Robert Giovannetti
Voice of Red Raider Baseball



2009 SCHEDULE/RESULTS

2009 SCHEDULE

Date	Opponent	Time/Result
2/20	Southern Utah	W, 14-3
2/20	Texas-Pan American	W, 6-5
2/21	Southern Utah	W, 8-2
2/22	Texas-Pan American	W, 10-4
2/24	New Mexico	L, 10-13
2/25	New Mexico	W, 6-3
2/27	@Cal-State Northridge	L, 4-8
2/28	@Cal-State Northridge	L, 3-7
3/1	@Cal-State Northridge	L, 2-3
3/3	@UC-Riverside	L, 8-9
3/5	vs. #UC-Riverside	L, 5-9
3/6	vs. #San Francisco	L, 1-2
3/7	vs. #Gonzaga	W, 7-1
3/8	vs. #24 Oregon State	L, 6-9
3/11	Dallas Baptist	L, 2-11
3/14	Nebraska	W, 16-8
3/14	Nebraska	L, 1-10
3/15	Nebraska	W, 10-3
3/17	@TAMU-CC	L, 5-7
3/18	@TAMU-CC	L, 2-6
3/20	@#9 Baylor	L, 4-8
3/21	@#9 Baylor	L, 4-5
3/22	@#9 Baylor	W, 13-8
3/23	Lubbock Christian	W, 4-3
3/25	@Texas State	L, 4-10
3/27	@#8 Texas	L, 5-9
3/28	@#8 Texas	W, 4-2
3/29	@#8 Texas	L, 1-8
3/31	@#18 New Mexico	W, 8-4
4/1	@#18 New Mexico	L, 7-15
4/3	*#14 Texas A&M	6:30 p.m.
4/4	*#14 Texas A&M	6:30 p.m.
4/5	*#14 Texas A&M	1 p.m.
4/7	vs. UTSA (DH) - MID	3:30 p.m.
4/10	@*Oklahoma	6:30 p.m.
4/11	@*Oklahoma	4 p.m.
4/12	@*Oklahoma	1 p.m.
4/13	@TCU	3 p.m.
4/17	*Kansas	6:30 p.m.
4/18	*Kansas	5 p.m.
4/19	*Kansas	1 p.m.
4/21	UNLV	7 p.m.
4/22	UNLV	Noon
4/24	@*Missouri	6:30 p.m.
4/25	@*Missouri	2 p.m.
4/26	@*Missouri	1 p.m.
5/6	@Dallas Baptist	6:30 p.m.
5/8	@*Kansas State	6:30 p.m.
5/9	@*Kansas State	2 p.m.
5/10	@*Kansas State	1 p.m.
5/12	Mississippi Valley St.	6:30 p.m.
5/13	Mississippi Valley St.	Noon
5/15	*Oklahoma State	6:30 p.m.
5/16	*Oklahoma State	1 p.m.
5/17	*Oklahoma State	1 p.m.
5/20-24	Big 12 Championship	TBA
5/29-6/1	NCAA Regionals	TBA
6/5-8	NCAA Super Regionals	TBA
6/13-24	NCAA World Series	TBA

= Palm Springs Tournament (Hosted by Oregon State)

* = Big 12 Conference Game

► All home games played at Dan Law Field (4,466) on the campus of Texas Tech University.

► All times are Central Standard Time (CST) and are subject to change due to rescheduling, weather and television. Log on to www.texastech.com for the latest on any possible scheduling change.

► For tickets, contact the Texas Tech Athletic Ticket Office at (806) 742-TECH (8324) or in person between 8:30 a.m. and 5:30 p.m. Monday-Friday. Tickets can also be purchased online at www.texastech.com.

SHORT HOPS

• Senior first baseman Chris Richburg had his career long, 15-game hit streak come to an end on Tuesday at New Mexico but started fresh on Wednesday by going 1-for-4. The 15-game streak was the longest of the year by any Tech player. He currently leads the team with a .350 batting average along with nine home runs and 33 RBIs.

• Senior RHP Brian Cloud will be making his first career start on Friday night against the Aggies. Cloud is 3-4 in his career with a 4.40 ERA and has logged 101 1/3 innings of relief since 2006.

• Sophomore catcher Jeremy Mayo has hit three of Tech's last six home runs and now has a season total of six. Mayo's batting average has also risen to .333 by going 8-for-23 since March 20.

• Freshman RHP Louis Head has turned in two solid outings and watched his ERA drop to 5.40. He won his first collegiate game on Tuesday at New Mexico.

• Freshman third baseman Justin Berry has hit safely in 26 of 30 games this season.

• Sophomore RHP Chad Bettis has played a major role in five of Tech's last six wins. Bettis is 1-0 in that stretch with four saves.

• Junior shortstop Joey Kenworthy is second on the team with a .339 average and has hit safely in 21 of 30 games.

• Texas Tech has loaded the bases on four different occasions and has been unable to drive in a single run. The latest was on Wednesday afternoon in Albuquerque when Tech loaded them up in the fourth only to allow UNM reliever Ryan Escarcega to retire three straight batters without allowing a run.

• Texas Tech has laid down 30 sacrifice bunts this season and is just six away from the entire total of 36 last year.

• Texas Tech dropped its 20th consecutive three-game road series last weekend at Texas. Tech's last three-game series win on the road was at Oklahoma State in 2004.

HELLO LUBBOCK!

The Red Raiders are glad to see you! Tech's will open up a brief three-game homestand this weekend before heading out on the road next week for six games. Here is a brief look at the road weary Red Raiders in 2009.

• Since Feb. 26, the Red Raiders have spent only 10 days total in Lubbock, Texas.

• The team has logged 21 nights in various hotels.

• The Red Raiders only played five home games in the entire month of March. In April, Tech will have nine home dates on the schedule.

• Texas Tech is just 4-15 on the road versus 8-3 at the friendly confines of Dan Law Field.

DEFENSE HAS BEEN KEY

Texas Tech's fielding woes have been no secret as the Red Raiders currently rank last in the Big 12 with a .952 percentage. The Red Raiders have committed 56 errors in 30 games this year and are well on their way to setting a new school record.

• The school record for errors in a season is 112 set back in 1998 ... this year's team is 57 away from breaking that mark.

• Tech has allowed 37 unearned runs this year and 17 of those have come since March 23. Tech allowed a season-high, six unearned runs at Texas State last week and five on Wednesday afternoon at New Mexico.

• Junior shortstop Joey Kenworthy leads the team with 11 errors (.927 fielding percentage) but has committed just four miscues when playing on FieldTurf (at home and at Texas).

• Tech has committed 3-plus errors in 11 games this year.

• Tech watched a one-run game get away from them in the opener at Texas last Friday as the Red Raiders committed four errors in the seventh that led to a 9-5 UT win.

MASKED RIDER SET TO MAKE HISTORIC RIDE

Texas Tech Baseball fans will be part of history on Friday night as one of the most iconic mascots in all of college athletics will make a historic ride on the turf at Dan Law Field prior to first pitch of the series opener against Texas A&M.

For the first time in history, the Masked Rider will lead the baseball team onto the field as the Red Raiders open up a three-game Big 12 series at home against Texas A&M. The Masked Rider has never led any other team onto the field of competition except for football in its entire existence.

Ashley Hartzog, the 2008-09 Masked Rider, will be making one of her final appearances on Midnight Matador as her reign as the Masked Rider will come to an end later this spring.

The Masked Rider is a mysterious and striking symbol

of Texas Tech school spirit and pride. Mounted on a black quarter horse and wearing a black mask, bolero hat, and a red-and-black cape, the Masked Rider has led the football team onto the field for 54 years. Hartzog is the 48th student to serve as the Masked Rider.

REED IS TAKING OFF

Willie Rueda's return to the lineup from a hamstring injury has probably had a bigger impact on Michael Reed than anyone else. Reed, a junior transfer from Grayson County, has struggled tremendously when forced to move into the leadoff role in replacement of Rueda. With Rueda sitting over in the Tech dugout, Reed has just a .234 batting average and an on-base percentage of only .250. Compare that to a .340 average with Reed in the two-hole and Rueda leading off. As a two-hole hitter, his on-base percentage also climbs to .507.

RICHBURG SHOWING POWER

Senior first baseman Chris Richburg has been giving Tech a huge jolt at the plate with a team-high nine home runs. His nine home runs are tied for second in the Big 12. The league leader in home runs is Oklahoma's J.T. Wise who has 10 in 27 games.

• Richburg's nine home runs marks a season-high for the Lubbock native and is one more than his career total coming into the 2009 season.


NATIONAL POLLS MARCH 31

USA TODAY/ESPN		BASEBALL AMERICA	
Rk.	School	Rk.	School
1.	Georgia	1.	Cal State Fullerton
2.	Cal State Fullerton	2.	LSU
3.	Arizona State	3.	Arizona State
4.	Georgia Tech	4.	Rice
5.	LSU	5.	North Carolina
6.	North Carolina	6.	Georgia
7.	Miami, Fla.	7.	Baylor
8.	Arkansas	8.	UC-Irvine
9.	Rice	9.	Texas
10.	Oklahoma	10.	Georgia Tech
11.	Texas A&M	11.	Miami, Fla.
12.	Baylor	12.	Oklahoma
13.	UC-Irvine	13.	Arkansas
14.	Texas	14.	Texas A&M
15.	Oklahoma State	15.	Mississippi
16.	Virginia	16.	East Carolina
17.	Clemson	17.	Oklahoma State
18.	East Carolina	18.	New Mexico
19.	Coastal Carolina	19.	Oregon State
20.	Mississippi	20.	Florida
21.	Florida	21.	San Diego State
22.	Ohio State	22.	TCU
23.	Florida State	23.	Cal Poly
24.	New Mexico	24.	Virginia
25.	San Diego	25.	Minnesota

COLLEGIATE BASEBALL NCBWA

Rk.	School	Rk.	School
1.	Georgia	1.	Georgia
2.	Cal State Fullerton	2.	Cal State Fullerton
3.	Georgia Tech	3.	Georgia Tech
4.	Arkansas	4.	Arizona State
5.	LSU	5.	LSU
6.	North Carolina	6.	North Carolina
7.	Arizona State	7.	Miami, Fla.
8.	Rice	8.	Rice
9.	Miami, Fla.	9.	Texas
10.	Virginia	10.	Oklahoma
11.	Baylor	11.	Baylor
12.	UC-Irvine	12.	UC-Irvine
13.	Oklahoma	13.	Texas A&M
14.	Texas	14.	Arkansas
15.	Oklahoma State	15.	Oklahoma State
16.	Cal Poly	16.	East Carolina
17.	Mississippi	17.	Mississippi
18.	Ohio State	18.	Clemson
19.	Florida	19.	Florida State
20.	New Mexico	20.	Florida
21.	Texas A&M	21.	Virginia
22.	Clemson	22.	Coastal Carolina
23.	Oregon State	23.	San Diego
24.	New Mexico State	24.	Ohio State
25.	San Diego State	25.	Cal Poly

STARTING PITCHERS



FRIDAY
BRIAN CLOUD
 Senior RHP
 Lubbock, TX (Cooper)

Pitches: Fastball, Slider, Change
Velocity: 89-92

- Will be making his first career start in the series opener against Texas A&M on Friday evening ... has been a middle reliever for the majority of his four-year career at Tech.
- Leads the team in appearances with 11 and ranks third on the squad with a 4.42 earned run average over 18 1/3 innings pitched ... did not see any action over the weekend in Austin and logged just 2/3 of an inning at New Mexico on Tuesday night.
- Only faced Texas A&M one time during his career and that was last season in the series opener at Olsen Field ... logged three shutout innings of relief and established a career-high seven strikeouts ... allowed just one hit.
- His longest outing of the season was 3 1/3 at Cal-State Northridge on March 1.
- One of just three, four-year lettermen on the Texas Tech roster (joining Chris Richburg and Willie Rueda).

• He picked up the first multiple-home run game (two) of his career in the series finale at No. 9 Baylor on March 22.

GIVE HIM THE BALL

Sophomore right-hander Chad Bettis has been rock solid since the Red Raiders began Big 12 Conference play two weeks ago at home against Nebraska. In three Big 12 outings, Bettis is 2-0 with two saves and has posted a 1.56 earned run average over 17 1/3 innings. Overall, he is Tech's top hurler with an ERA of 2.45 and owns a perfect 3-0 record with four saves.

- Was moved out of the weekend rotation following the Cal-State Northridge series to help solidify the Tech bullpen.
- His 2.45 ERA on the year ranks him 10th in the Big 12 just behind Texas' Cole Green (2.31).
- In the three-game series against Nebraska, he logged 6 1/3 shutout innings of relief to earn a win and a save. In the series finale against the Huskers, he hurled 4 1/3 shutout innings to help give the Red Raiders a series win.
- After not seeing any action as a reliever in the first two games of the Baylor series, Bettis made his third start of the year in the series finale against the Bears. In turn, he helped Tech avoid a sweep as he posted a career-high eight innings and fanned a career-high eight. He allowed three earned runs on eight hits and walked three.

SCHEDULE ADDITIONS

Texas Tech has added two games to the 2009 schedule following the cancellation of a two-game home series against Alabama A&M (April 14-15). Alabama A&M cancelled the series due to financial constraints. The Red Raiders will travel to Fort Worth on Monday, April 13 where they will face the TCU Horned Frogs at 3 p.m. at Lupton Stadium. The second and final makeup game will take place at Dan Law Field on Wednesday, May 13 as the Red Raiders will take on Mississippi Valley State at noon. Tech and Mississippi Valley State will play the first of what will now be a two-game series on Tuesday, May 12 at 6:30 p.m. as originally scheduled.

LUBBOCK FOURSOME LEADS TECH PAST HUSKERS

Texas Tech's Big 12 series win over Nebraska in the conference opener had a serious local flavor. Chris Richburg (Frenship), Jeremy Mayo (Monterey), Taylor Ashby (Monterey) and Chad Bettis (Monterey) were instrumental in leading the Red Raiders to their first Big 12 series win in just under a year. Richburg paced the Tech offense with a .667 average (6-of-9) with four RBIs and drew four walks. Taylor Ashby hit .538 with three RBIs while Mayo hit .400 and slugged two, two-run home runs in the Sunday finale. On the mound, Chad Bettis picked up a win and a save and logged over six shutout innings.

BETTIS MOVES TO THE BULLPEN

Sophomore right-hander Chad Bettis made the move from weekend starter to reliever at the Palm Springs Invitational (March 5-8). Bettis spent his entire freshman season as a weekend starter and pitched in that same role in Tech's season opener against Southern Utah and against Cal-State



SATURDAY
AJ RAMOS
 Senior RHP
 Lubbock, TX (Estacado)

Pitches: Fastball, Slider, Curve, Change
Velocity: 89-92

- Will take the mound on Saturday night without the constraints of a pitch count for the first time all season long ... last week at Texas, he logged a season-high 95 pitches and matched his season high of six innings pitched ... allowed two runs in the first inning at Texas but rebounded with five shutout frames to earn his first career win over the Longhorns.
- Second on the team with a 2.83 ERA over 28 2/3 innings pitched ... leads the squad with 34 strikeouts and walked only seven.
- Is 1-0 all-time against Texas A&M with two no-decisions ... owns a 6.06 ERA against the Aggies over 16 1/3 IP.
- Underwent Tommy John surgery to repair a torn UCL in his right elbow on April 30, 2008 (recovery and rehab time was just under 10 months).
- Tech's most experienced starter on the mound as he has made 38 career starts and logged over 215 innings.

Northridge. However, after watching the Tech bullpen struggle in the Northridge series, the decision was made to develop Bettis into a late inning reliever. His first appearance out of the bullpen came against San Francisco on March 6 when he entered the game with two runners on, one out, and Tech trailing by one run. Bettis recorded the final two outs to get Tech out of the jam.

MILES FROM NOWHERE

Texas Tech fans probably did a double take on Saturday Feb. 21 when Miles Morgan took the hill for the start against Southern Utah. Morgan, who was named the Big 12's Freshman Pitcher of the Year in 2006, hadn't made an appearance on the mound in over two years prior to Saturday, much less a start. The great news for Texas Tech was that he looked every bit as good as he did as a freshman when he compiled a 6-7 record and most scouts were projecting him as a high draft pick. The senior right-hander from Lubbock Coronado has battled injuries over the last two seasons and made his first appearance on Saturday since Feb. 4, 2007, against Stephen F. Austin. Against Southern Utah, he logged six strong innings while giving up just two runs on four hits and struckout 11. His 11 strikeouts are tied as the third highest total in his career.

RAMOS RETURNS TO THE MOUND

Senior right-handed pitcher AJ Ramos did something on Sunday (Feb. 22) that very few players with a UCL tear are able to accomplish in less than 12-18 months - make a successful return. The senior from Estacado underwent Tommy John surgery on April 30, 2008 and began immediate rehabilitation. In just less than 10 months, Ramos defied expectations and returned to the starting rotation where he got the nod in the Sunday finale against UT-Pan American. With a predetermined pitch count of 50, Ramos was able to give the Red Raiders three scoreless innings and in the process picked up his first win since March 8, 2008 (Northern Illinois).

CLOUD EARNS DISTINCTION FROM LOWE'S

Senior right-handed reliever Brian Cloud is one of 30 candidates for the prestigious Lowe's Senior CLASS Award that is given annually to a deserving student-athlete that has found success on the playing field, in the classroom and in the community.

Cloud, a senior from Lubbock, is in his fourth season on the Texas Tech Baseball team and is a model student-athlete. Not only has he been successful on the diamond, but he has maintained an impressive GPA and has been active in the Lubbock community. Cloud is one of four student-athletes (Nick Faunce, Kansas; Nick Sullivan, Nebraska; Kyle Thebeau, Texas A&M) from the Big 12 Conference that will be vying for one of the 10 finalists spots that will be revealed midway through the season.

To be eligible for the award, a student-athlete must be classified as an NCAA Division I senior and have notable achievements in four areas of excellence: Classroom, Character, Community, and Competition.

SUNDAY TBA

BIG 12 STANDINGS

School	Big 12	Per.	Overall	Per.
Oklahoma	4-2	.667	23-6	.793
Texas A&M	6-3	.667	19-9	.679
Baylor	5-4	.556	18-7	.720
Oklahoma State	3-3	.500	20-8	.714
Kansas	3-3	.500	17-10	.630
Texas	4-5	.444	18-7	.720
Nebraska	4-5	.444	16-11	.589
Missouri	4-5	.444	14-14	.500
Texas Tech	4-5	.444	12-18	.400
Kansas State	2-4	.333	21-8	.724

This Week In The Big 12 Conference

Friday

Baylor at Kansas, 6 p.m.
 Kansas State at Nebraska, 6 p.m.
 Oklahoma at Missouri, 6:30 p.m.
 Texas at Oklahoma State, 6:30 p.m.
 Texas A&M at Texas Tech, 6:30 p.m.

Saturday

Kansas State at Nebraska, 2 p.m.
 Oklahoma at Missouri, 2 p.m.
 Baylor at Kansas, 2 p.m.
 Texas at Oklahoma State, 2 p.m.
 Texas A&M at Texas Tech, 6:30 p.m.

Sunday

Baylor at Kansas, 1 p.m.
 Oklahoma at Missouri, 1 p.m.
 Kansas State at Nebraska, 1 p.m.
 Texas at Oklahoma State, 1 p.m. (FSN)
 Texas A&M at Texas Tech, 1 p.m.

TECH'S RECORD WHEN ...

At Dan Law Field	8-3
On the Road	4-15
At Neutral Sites	1-3
Record in Three-Game Series	4-8
On Artificial Turf	9-5
On Natural Grass	3-13
February	5-3
March	7-15
April	0-1
May	0-0
June	0-0
Vs. Non-Conf.	8-13
Vs. Big 12	4-5
Vs. Big 12 South	2-4
Vs. Big 12 North	2-1
Monday	1-0
Tuesday	1-3
Wednesday	1-4
Thursday	0-2
Friday	2-4
Saturday	4-3
Sunday	3-2
vs Left Starter	4-4
vs Right Starter	8-14
1-Run games	2-4
2-Run games	1-1
5+Run games	7-5
Extra inns	0-0
Shutouts	0-0
Scoring 0-2 runs	0-6
Scoring 3-5 runs	2-8
Scoring 6-9 runs	5-3
Scoring 10+ runs	5-1
Opponent 0-2 runs	3-1
Opponent 3-5 runs	7-2
Opponent 6-9 runs	2-10
Opponent 10+ runs	0-5
Scored in 1st inning	4-5
Opponent Scored in 1st inning	6-11
Scores first	6-9
Opp. scores first	6-9
Hit 0 home runs	5-9
Hit 1 home run	4-6
Hit 2+ home runs	3-3
Opponent 0 home runs	7-9
Opponent 1 home run	3-7
Opponent 2+ HRs	3-3
Made 0 errors	4-3
Made 1 error	4-3
Made 2+ errors	4-12
Opp. made 0 errors	6-5
Opp. made 1 error	1-5
Opp. made 2+ errors	5-8
Out-hit opponent	8-6
Out-hit by opponent	1-9
Hits are tied	3-3
When walking less than five	11-4

NEW SKIPPER IN CHARGE

For the first time in 22 seasons, there will be a new skipper in charge of the Red Raiders. Dan Spencer, who joined the Tech program as the associate head coach in 2007, was named Tech's eighth head coach in school history on June 13, 2008. Spencer, who helped lead the Oregon State Beavers to back-to-back national titles in 2006 and 2007, replaced Larry Hays who spent 22 seasons in charge of Red Raider Baseball and is the school's all-time winningest coach.

FOREVER 27

Texas Tech and Lubbock Christian University paid tribute to a man who single-handedly put both schools on the map when it comes to baseball. Larry Hays, the all-time wins leader at both institutions, had both his Texas Tech and LCU jersey's retired in a pregame ceremony on Monday, March 23. Hays won 814 games as the skipper of the Red Raiders and 695 as the head coach at LCU and became the only the fourth collegiate coach to win 1,500 games. Hays retired from Texas Tech in the summer of 2008 and handed over the reins to former player Dan Spencer.

- A crowd of 4,075 turned out for the game and it marked the highest attended game at Dan Law Field since the 2006 season when 4,088 watched a game between the Red Raiders and the No. 13 Oklahoma Sooners.

- The game against LCU was the first between the two schools in 16 years. Prior to the game, the two teams had not played since an 8-2 Texas Tech win on April 13, 1993.

- Hays became just the third person to have his baseball jersey retired at Texas Tech, as he joined former players Clint Bryant and Brooks Wallace.

FIRST WIN FOR SPENCER

At 1:01 p.m. on Friday, Feb. 20, the Dan Spencer era at Texas Tech officially got underway and by 3:38 p.m. he had officially gone down in the record books with his first career win (14-3 over Southern Utah). He became the fifth consecutive head coach at Texas Tech to win his coaching debut.

WEEKEND ROTATION RETURNS

Texas Tech fans will get a glimpse of something that has not happened for the Red Raider Baseball team in over 30 years. The Red Raiders return their entire weekend rotation from 2008 and that is something that has not happened at Tech since at least 1979. Tech records prior to 1979 are held in the Southwest Collections Center on campus and unavailable for this research. Senior right-hander AJ Ramos, junior right-hander Nate Karns and sophomore right-hander Chad Bettis return to the squad after accounting for 33 of the team's 55 starts in 2008. All three players earned starting nods on opening weekend this season.

GUSTAFSON COMPLETES COACHING STAFF

Ed Gustafson completed Dan Spencer's coaching staff back on July 1, 2008, when he was named as an assistant coach in charge of the pitching staff. Gustafson will also be in charge of Tech's national recruiting efforts meaning he will cover each state with the exception of Texas. Texas is handled by assistant coach Trent Petrie.

- The addition of Gustafson gives Spencer a staff that also includes assistant coach Trent Petrie (defense) and volunteer assistant Andy Jarvis (offense).

- This year's coaching staff is the first Tech baseball staff since 1999 that does not feature at least one native Texan. Spencer, Gustafson and Jarvis all hail from the state of Washington, while Petrie is a Wisconsin native. The last staff to not have a native Texan was in 1999 with head coach Larry Hays (New Mexico) and assistants Frank Anderson (Kansas) and Greg Evans (Mississippi).

BUILDING WITH YOUTH

Dan Spencer's first team at Texas Tech will be a youthful one as 21 players on this year's squad are either freshmen or sophomores. The youthful group was far from an accident as Spencer and his staff made the early decision to build the program starting with freshmen in order to avoid the yearly turnover that has plagued the Red Raiders in the past. On this year's roster are 13 freshmen which is undoubtedly the largest freshman class at Tech in the last 25 years.

FROM SEA TO SHINING SEA

Texas Tech has wasted no time in making its recruiting a national effort as is evidenced by this year's roster. True freshmen Garrett Totten and Kevin Whitehead came to Lubbock from the state of Washington and both players should see significant playing time at shortstop and catcher, respectively. Freshman outfielder Kengray Fleming

represents the East Coast as he comes to the Red Raiders from Louisa, Va., and is expected to be the starting center fielder.

LOCAL INFLUENCE

Texas Tech will be well represented by local players in 2009 as the roster features eight players who are from Lubbock. Seniors AJ Ramos (Estacado), Brian Cloud (Cooper), Miles Morgan (Coronado) and Chris Richburg (Frenship) join juniors Taylor Ashby (Monterey) and Logan Leslie (Lubbock Christian High) along with sophomores Jeremy Mayo (Monterey) and Chad Bettis (Monterey).

BETTIS GETS PRESEASON ATTENTION

Sophomore Chad Bettis garnered some well deserved preseason attention from Baseball America. Bettis was one Tech's top hurlers in 2008 and is poised for an even better sophomore season. Following last season, he spent the summer in the prestigious Cape Cod League where he played for the Falmouth Commodores and compiled a 3-0 record and a team best 2.68 ERA. He was named the No. 21 prospect (Baseball America) in the Cape Cod League at the conclusion of the summer and that helped him earn the No. 24 overall sophomore prospect (Baseball America) for the 2009 season. He was an eighth-round draft pick out of high school by the Houston Astros but decided to honor his commitment to Texas Tech.

RED RAIDERS PICKED EIGHTH

Texas Tech was projected to finish eighth in the final Big 12 standings according to a preseason poll of the league coaches. The Red Raiders will be in search of their first Big 12 Championship appearance since 2006.

Projected Order Of Finish

1. Texas A&M
2. Texas
3. Baylor
4. Oklahoma State
5. Missouri
6. Oklahoma
7. Nebraska
8. **Texas Tech**
9. Kansas State
10. Kansas

HALL/KREDER LEAVE PROGRAM

Shortstop Chris Hall and catcher Monk Kreder left the program late in the fall and transferred in search of playing time for the 2009 season. Hall, who started every game of 2008 at shortstop, enrolled at Abilene Christian University in January, while Kreder joined the Howard Junior College squad this spring. Kreder made 42 starts behind the plate last season for the Red Raiders.

WHY ONLY 32?

For the first time, the NCAA has limited the number of players on a roster to a maximum of 35. This rule change went into effect prior to the 2008-09 academic year and applies to all Division I institutions. When you go down the Texas Tech roster, however, you will count just 32 players. Tech's roster is short three players this spring due to the fact that three players transferred at the end of the fall semester (Chris Hall, Monk Kreder and Duncan McGee). According to the new NCAA rule, players who transfer prior to the spring semester must be counted on the institution's 35-man roster in which they attended during the fall.

SENIORS SHOULD CARRY THE OFFENSIVE LOAD

Seniors Chris Richburg and Willie Rueda will be relied upon to be the offensive catalysts for the Red Raiders this season. Rueda led the team last year with a .361 average and in the process earned Honorable Mention All-Big 12 honors. Along with his team-best 70 hits, Rueda finished the year third on the team with 14 doubles and finished tied for the lead with three triples. His 27 stolen bases led both the team and the Big 12 Conference. Richburg, who missed 15 games due to injury, still managed to finish second on the team with a .345 average along with eight doubles, two triples and two home runs. He also became just the fifth player in school history to hit-for-the-cycle (vs. New Mexico State).

HEAD COACH DAN SPENCER



Dan Spencer was formally introduced as the eighth head baseball coach in Texas Tech school history on Friday, June 13, 2008 at a news conference in the Masked Rider Lobby at Jones AT&T Stadium on the Texas Tech University campus.

Spencer succeeded Larry Hays who spent 22 seasons as the head coach of the Red Raiders and stepped down from his position on June 2. He became just the eighth head coach in school history joining E.Y. Freeland (1925-27), R. Higginbotham (1928-29), Bettie Feathers (1954-60), Berl Huffman (1961-67), Kal Segrist (1968-83), Gary Ashby (1984-86) and Larry Hays (1987-2008).

"I am pleased that we have a head coach the caliber of Dan Spencer to lead our baseball program," said Texas Tech Director of Athletics Gerald Myers. "He has been one of the top pitching coaches in college baseball, leading Oregon State to two national championships. We look forward to Dan leading our program and know that he will do an outstanding job as the head coach of the Red Raiders."

Spencer, 42, rejoined the Texas Tech Baseball family back on July 2, 2007 when he was named associate head coach on the staff of former head coach Larry Hays. He spent the 2008 season in that role where he coached the pitchers and catchers and headed Tech's recruiting front. His 2008 pitching staff produced two top-10 round MLB draft picks in juniors Zach Stewart and James Leverton, both of which had never been drafted prior to this season. Stewart was taken in the third round of the draft by the Cincinnati Reds while Leverton was taken in the eighth round by the Chicago Cubs.

The return to Lubbock was not a difficult decision for Spencer who earned three varsity letters at Texas Tech between 1985 and 1987. As a Red Raider, he played two seasons under Gary Ashby (1985 and 1986) and one under Larry Hays (1987).

Prior to his arrival back at Texas Tech, he spent 11 seasons at Oregon State, the last three as associate head coach where he served as pitching/catching coach and recruiting coordinator. His pitching staffs during the last two seasons of his OSU tenure were instrumental in helping the Beavers become the first back-to-back College World Series Champions since LSU in the late 1990s. In those two seasons, his staffs compiled 3.41 and 3.48 cumulative ERAs while leading the team to 50-16 and 49-18 respective records. His group led the Pac-10 in ERA in both 2005 and 2006 while his bullpen helped pave the way to back-to-back national titles by contributing 20-plus saves in both 2006 and 2007.

Under his leadership, the Beavers had three pitchers and one catcher named to All-America teams and seven drafted in the top 10 rounds of the MLB Draft. Eddie Kunz, the ace of the 2007 staff, and catcher Mitch Canhan, the squad's leading hitter, were both first round draft selections in the 2007 MLB Draft.

"I am very excited and honored to be the head baseball coach at Texas Tech University. For the last 20 years I have thought that maybe one day I would have a chance to be a head coach but to be honest I never thought I would have a chance here until the last year or so. To have this job it's a dream. It's not a job that in the next five years, I'm going to be looking to go somewhere else. This is the perfect place for me and my family. It's great to be a Red Raider."

He and his wife, Susie, have three children: Wade, Logan and Elizabeth.

CAREER RECORD

Overall: 12-18

Big 12 Record: 4-5

RAMOS PROGRESSING NICELY

Senior right-hander AJ Ramos is right on target to make what most would call a miraculously recovery. Ramos was discovered to have a torn UCL in his right (throwing) elbow after the team returned to Lubbock from a weekend series last season at Kansas. Surgery was performed on April 30 (2008) and he began immediate rehabilitation under baseball athletic trainer Shawn Lindsey. Ramos began throwing to hitters in Tech's first team practice of the spring (Feb. 1) and has progressed so quickly that he will get the starting nod on Sunday against UT-Pan American. Ramos has recovered from this intricate surgery in nine months versus a typical recovery time that lasts anywhere from a year to 18 months.

ROAD WARRIORS

Last season, the Red Raiders were forced to get accustomed to playing on the road after a pair of weekend home series were cancelled. This year, however, its entirely on purpose. Texas Tech will play 31 of its 56 regular-season games on the road and that means just 25 games within the friendly confines of Dan Law Field. Tech's youth will be forced to grow up on the road and hopefully that will develop into a strong team chemistry - something every successful team must have. The Red Raiders will get an extended tour of California at the end of February as the team will spend 11 days in the Golden State. Tech will play a weekend series at Cal State Northridge (2/27-3/1), a single game at Cal Riverside (3/3) and end the trip with four games at the Palm Springs Baseball Invitational. The 2009 season will bring about five Big 12 series on the road including trips to Baylor, Texas, Oklahoma, Missouri and Kansas State.

CLASSROOM SUCCESS

The 2009 Red Raiders got off to a good start in the classroom this past fall as 20 players were named to the Big 12 Honor Roll for the fall semester after earning a 3.0 GPA or higher. Players earning sports on the honor roll were: Mehdi Alavi, Taylor Ashby, Brian Cloud, Scott Erzinger, Colton Farrar, Brandon Foster, Nick Hanslik, Joey Kenworthy, Robbie Kilcrease, Scott LeJeune, Logan Leslie, Mason Macnoll, Kellen Monreal, Miles Morgan, Austin Quick, AJ Ramos, Chris Richburg, Jordan Stern, Brennan Stewart and Kevin Whitehead.

2010 SIGNING CLASS

Texas Tech Head Coach Dan Spencer and his staff of Ed Gustafson and Trent Petrie brought together a signing class for 2010 that includes three junior college and six high school players. The group consists of six players from Texas, one from Oklahoma, one from Washington and one from Canada.

• Five members of the signing class were honored by *Collegiate Baseball Magazine* as preseason All-State selections: Barrett Barnes (INF), Charlie Martin (INF), James Altobelli (C) and Jamodrick McGruder (INF) and Dalton von Schamann (INF/RHP)

2010 Signees

James Altobelli, Catcher, Plano, Texas
Barrett Barnes, INF, Sugar Land, Texas
Zach Fowler, LHP, Texarkana, Texas
Stephen Hagen, INF/OF, Lakebay, Washington
Jay Johnson, LHP, Sussex, New Brunswick, Canada
Charlie Martin, INF, Rockwall, Texas
Jamodrick McGruder, INF, Mesquite, Texas
Nick Popescu, UTL, Flower Mound, Texas
Dalton von Schamann, INF/RHP, Edmond, Okla.

RED RAIDERS ARE THINKING PINK

The Texas Tech Baseball program has adopted the Susan G. Komen Foundation as its philanthropy in 2008-09 and are looking forward to a long relationship with the organization. The Susan G. Komen Foundation's mission to raise awareness and help put an end to breast cancer, which takes the lives of thousands of women each year. Back in October, the squad served as race volunteers for the Lubbock Race For The Cure Event and this spring the Red Raiders will start a new tradition at Dan Law Field. Texas Tech Baseball and the Lubbock chapter of the Susan G. Komen Foundation will host an awareness day at Dan Law Field on Saturday, May 16. Tech players and coaches will wear special pink hats to help raise awareness for breast cancer research and take part in a variety of other activities.

QUICK FACTS

TEXAS TECH UNIVERSITY

Location _____ Lubbock, Texas
Founded _____ 1923
Enrollment _____ 28,422
Nickname _____ Red Raiders
Colors _____ Scarlet & Black
Stadium _____ Dan Law Field
Affiliation _____ NCAA Division I
Conference _____ Big 12
Chancellor _____ Kent Hance (Texas Tech '65)
President _____ Dr. Guy Bailey (Alabama)
Athletics Director _____ Gerald Myers (Texas Tech '59)
Faculty Representative _____ Dr. Robert Baker
Athletics Department Phone _____ (806) 742-3355
Ticket Office _____ (806) 742-4412

BASEBALL STADIUM

Home Field _____ Dan Law Field
Capacity _____ 4,466
Dimensions _____ 330-LF, 405-CF, 330-RF
Fence Height _____ 12 feet
Surface _____ FieldTurf

ATHLETICS MEDIA RELATIONS

Associate Director/Baseball Contact _____ Blayne Beal
Office Phone _____ (806) 742-2770, ext. 270
Cell Phone _____ (806) 790-7924
Office Fax _____ (806) 742-1970
E-Mail Address _____ blayne.beal@ttu.edu
Mailing Address _____ P.O. Box 43021, Lubbock, TX 79409
Overnight Address _____ 6th and Boston, Lubbock, TX 79409
Website _____ www.texastech.com
Press Box Phone _____ (806) 742-3688

SPORTS MEDICINE

Assistant Athletic Trainer/Baseball _____ Shawn Lindsey
Cell Phone _____ (806) 392-2033
Email _____ shawn.lindsey@ttu.edu

COACHING STAFF

Head Coach _____ Dan Spencer (Portland State '90)
Record at Texas Tech _____ 12-18 (First Season)
Overall Record _____ Same
Assistant Coaches _____ Trent Petrie (Second Season)
_____ Ed Gustafson (First Season)
Volunteer Assistant Coach _____ Andy Jarvis (Second Season)
Director of Operations _____ Daren Hays (10th Season)
Administrative Assistant _____ Charlotte Becton
Equipment Manager _____ Shishir Bhakta
Spencer Office Phone _____ (806) 742-3355
Clubhouse Phone _____ (806) 742-0340
Office Fax _____ (806) 742-0210
Best time to contact coaches _____ Mornings

PROGRAM HISTORY

First Year of Baseball _____ 1926, then 1954
All-Time Program Record _____ 1,364-1,054
No. Years in CWS/Last App _____ None
NCAA Regionals _____ 9 (1995-2004)
Hosted NCAA Regionals _____ 3 (1996, 1997, 1999)

2008 REVIEW

Overall Record _____ 25-30
Big 12 Record (Finish) _____ 9-18 (t-9th)
Record At Dan Law Field _____ 15-11
Record On The Road _____ 3-15
Netural Sites _____ 7-4
Final Rankings _____ None
Starters Returning/Lost _____ 3/6
Pitchers Returning/Lost _____ 10/5
Letterwinners Returning/Lost _____ 18/14
Newcomers _____ 16

THE LAST TIME IT HAPPENED

HITTING CATEGORIES

TECH PLAYER HIT A GRAND SLAM	Garrett Totten at Baylor, March 22, 2009
TECH PLAYER HIT AN INSIDE-THE-PARK HOME RUN	Roger Kieschnick vs. New Mexico, May 14, 2007
TECH PLAYER HIT A PINCH HIT HOME RUN	Logan Leslie vs. UC-Riverside, March 5, 2009
OPPONENT HIT A PINCH HIT HOME RUN	Josh Ludy, Baylor, March 22, 2009
TECH PLAYER HIT A WALKOFF HOME RUN	Doug Thennis vs. Missouri (bottom of the ninth grand slam), March 30, 2008
OPPONENT HIT A WALKOFF HOME RUN	Dane Carter, Texas A&M (solo home run in the bottom of the 12th inning), March 14, 2008
OPPONENT HIT A GRAND SLAM	Martin Parra, at TAMU-Corpus Christi, March 18, 2009
HIT FOR THE CYCLE	Chris Richburg vs. New Mexico State (At Roswell, N.M.), April 23, 2008
HIT BACK-TO-BACK HOME RUNS	Tanner Rindels and Chris Hall vs. New Mexico State (At Roswell, N.M.), April 23, 2008
HIT TWO HOME RUNS IN ONE GAME	Chris Richburg at Baylor, March 22, 2009
HIT TWO HOME RUNS IN A SINGLE INNING	Cameron Blair vs. Oklahoma State, May 16, 2004
TEAM HIT FOUR HOME RUNS IN A SINGLE INNING	at Oklahoma State (Top of 9th Inning), May 16, 2004
HIT THREE HOME RUNS IN ONE GAME	Michael Mask vs. Harvard (GM1), March 6, 2004
HIT FOUR HOME RUNS IN ONE GAME	(4) Johnny Vidales and Todd Howey vs. Sul Ross 1984
HIT HOME RUNS IN THREE CONSECUTIVE GAMES	Kyle Martin vs. Baylor, March 23-25, 2007
HAD FIVE HITS IN A GAME	Scott LeJeune at Baylor, March 21, 2009
HAD FIVE MULTIPLE BASE HITS IN A GAME	Roger Kieschnick at New Mexico, (two home runs, two doubles, one triple) February 27, 2007
HAD SIX HITS IN A GAME	Keith Ginter vs. Kansas, April 10, 1998
HAD THREE DOUBLES IN A GAME	Taylor Ashby at Kansas State, April 1, 2007
HIT TWO TRIPLES IN A GAME	(3) Jason Rainey vs. Texas A&M-Corpus Christi, May 1, 2001
HAD SEVEN RBI OR MORE IN A GAME	(7) Chris Richburg vs. Dallas Baptist, May 1, 2007
HAD NINE RBI OR MORE IN A GAME	(9) John Grimes vs. Baylor, March 23, 1984
AN OPPONENT HIT TWO HOME RUNS IN ONE GAME	Ryan Goins and Nick Santos, Dallas Baptist, May 7, 2008
STOLE FOUR BASES IN A GAME	(4) Gera Alvarez vs. Oklahoma State, March 16, 2002
STRUCK OUT FOUR OR MORE TIMES IN A GAME	(4) Scott LeJeune at UC-Riverise, March 3, 2009
WALKED FOUR TIMES IN A GAME	Michael Reed vs. Southern Utah, February 20, 2009
HAD TWO SAC BUNTS IN A GAME	Ben Baker vs. Cal State Northridge, March 2, 2007
HAD TWO SAC FLIES IN A GAME	Joey Kenworthy at Baylor, March 22, 2009
SCORED FIVE OR MORE RUNS IN A GAME	(5) Roger Kieschnick at New Mexico, February 27, 2007
HIT BY PITCHES THREE OR MORE TIMES	(3) Cody Fuller vs. College of the Southwest, April 27, 2005
TECH PLAYER HIT INTO A TRIPLE PLAY	Chris Richburg at Cal-State Northridge (First Inning), February 28, 2009

PITCHING CATEGORIES

THREW A NO-HITTER	Ruben Garcia vs. Baylor, April 23, 1971
THREW A PERFECT GAME	Never
THREW A ONE-HITTER	Jimmy Frush, vs. College of Southwest, April 21, 1996
THREW A TWO-HITTER	Brandon Roberson vs. Oklahoma State, May 23, 2001
TEXAS TECH WAS NO-HIT	Max Scherzer and Michael Cole of Missouri, April 1, 2005
TEXAS TECH WAS ONE-HIT	at Kansas, April 12, 2008
THREW A COMPLETE GAME	AJ Ramos vs. Kansas, April 20, 2007
BACK-TO-BACK COMPLETE GAMES	Miles Morgan and Colt Hynes vs. Baylor, March 31 and April 1, 2006
THREW A COMPLETE GAME SHUTOUT	AJ Ramos vs. Kansas, April 20, 2007
SHUT OUT AN OPPONENT (2 OR MORE PITCHERS)	Lorenzo Douglas, Brian Cloud and James Leverton vs. New Mexico, 10-0, April 8, 2008
AN OPPOSING PITCHER THREW A COMPLETE GAME	Zach Jackson (Texas A&M), March 27, 2004
TEXAS TECH WAS SHUT OUT	vs. No. 2 Missouri (1-0), March 28, 2008
STRUCK OUT 12 OR MORE BATTERS IN A GAME	(12) Miles Morgan vs. Dallas Baptist, February 23, 2006
STRUCK OUT 13 OR MORE BATTERS IN A GAME	(14) Brandon Roberson vs. SDSU, February 17, 2001
STRUCK OUT 15 OR MORE BATTERS IN A GAME	(15) Miles Morgan vs. Texas, March 18, 2006
AN OPPONENT PITCHER STRUCK OUT 10 OR MORE	(10) Doug Murray, San Francisco, March 6, 2009
AN OPPONENT PITCHER STRUCK OUT 12 OR MORE	(14) Max Scherzer (Missouri), April 1, 2005
WALKED 10 OR MORE BATTERS IN A GAME	(11) vs. Texas, March 20, 2008
WALKED 13 OR MORE BATTERS IN A GAME	(14) vs. Kansas State, April 17, 2005
TEXAS TECH'S PITCHING STAFF DID NOT WALK A BATTER	vs. Gonzaga, March 7, 2009
RECORDED 14 WINS IN A SEASON	Shane Wright, 1998
HIT THREE BATTERS IN A GAME	(3) AJ Ramos vs. Northern Illinois, March 8, 2008

FIELDING CATEGORIES

HAD NO ERRORS IN A GAME	at Texas, March 29, 2009
TEAM COMMITTED SIX ERRORS IN A GAME	April 15, 2006 vs. Kansas State
ALLOWED FIVE-PLUS UNEARNED RUNS IN A GAME	(5) at New Mexico, April 1, 2009
PLAYER HAD THREE OR MORE ERRORS IN A GAME	3, Chris Hall vs. Rice, March 2, 2008
PLAYER HAD FOUR OR MORE ERRORS IN A GAME	4, Kyle Martin vs. Kansas State, April 15, 2006
PLAYER HAD THREE OR MORE ERRORS IN INNING	3, Cameron Blair vs. Nebraska (2nd Inn), May 15, 2005
PLAYER HAD 17 OR MORE PUTOUTS IN A GAME	(21) Monk Kreder at Texas A&M, March 14, 2008
PLAYER HAD TEN OR MORE ASSISTS IN A GAME	(10) Justin Berry vs. New Mexico, February 25, 2009
TURNED FOUR DOUBLE PLAYS IN A GAME	vs. Northern Illinois, February 12, 2005
LEFT 13 OR MORE PLAYERS ON BASE	(13) at Texas A&M, March 14, 2008

SCORING AND MISCELLANEOUS CATEGORIES

RECORDED 20 OR MORE HITS	(22) at Oklahoma State, May 11, 2008
SCORED 20 OR MORE RUNS	(21) at Texas A&M-Corpus Christi, March 18, 2008
SCORED 30 OR MORE RUNS	(30) vs. Harvard (GM2), March 6, 2004
SCORED 10 OR MORE RUNS IN AN INNING	(10) vs. UTSA, February 25, 2008
SCORED 12 OR MORE RUNS IN AN INNING	(13 - third inning -school record) vs. Western Illinois, Feb. 20, 2005
OPPONENT SCORED 10 OR MORE RUNS IN AN INNING	(12) at Baylor, March 25, 2007
SWEPT A THREE-GAME SERIES	vs. Missouri, May 12-14, 2006
TECH WAS SWEPT IN A SERIES (THREE GAMES)	at Cal-State Northridge, February 27-March 1, 2009
TECH WAS SWEPT IN A SERIES AT HOME	vs. Oklahoma State, May 11-13, 2007
PLAYED BACK-TO-BACK EXTRA-INNING GAMES	vs. Eastern New Mexico, March 24, 1998
PLAYED IN EXTRA INNINGS	vs. Oklahoma State, March 27, 1998
LOST IN EXTRA INNINGS	at Texas A&M (lost 6-5 in 12 innings), March 14, 2008
WON IN EXTRA INNINGS	at Baylor (won 8-7 in 10 innings), March 24, 2007
WON IN THE BOTTOM OF THE NINTH INNING	vs. No. 2 Missouri (Doug Thennis' grand slam erased an 11-11 tie), March 30, 2008
PLAYED A RANKED TEAM	at #18 New Mexico, April 1, 2009
DEFEATED A RANKED TEAM	at #18 New Mexico (8-4), March 31, 2009
DEFEATED A TOP 10 TEAM	at #8 Texas (4-2), March 28, 2009
DEFEATED A TOP 10 TEAM NOT IN THE BIG 12	vs. No. 10 Arizona State, April 17, 2006 (won 7-2)
DEFEATED A TEAM RANKED NUMBER ONE	at Cal-State Fullerton, May 27, 2001 (won 11-7)
WON A THREE-GAME SERIES AGAINST A RANKED TEAM	vs. No. 2 Missouri, March 28-30, 2008

SEASON RESULTS

Game date	Opposing team		Score	r-h-e	r-h-e	Inns	Overall	Big 12	Pitcher of record	Attend	Time
Feb 20, 2009	SOUTHERN UTAH	W	14-3	14-12-0	3-9-2	9	1-0-0	0-0-0	Bettis (W 1-0)	1866	2:37
Feb 20, 2009	UT-PAN AMERICAN	W	6-5	6-10-1	5-7-0	9	2-0-0	0-0-0	Cloud (W 1-0)	2025	3:15
Feb 21, 2009	SOUTHERN UTAH	W	8-2	8-11-2	2-9-0	9	3-0-0	0-0-0	Morgan (W 1-0)	3413	3:07
Feb 22, 2009	UT-PAN AMERICAN	W	10-4	10-11-1	4-9-0	9	4-0-0	0-0-0	Ramos (W 1-0)	2067	3:27
Feb 24, 2009	NEW MEXICO		10-13	10-14-3	13-13-2	9	4-1-0	0-0-0	Cloud (L 1-1)	2011	3:39
Feb 25, 2009	NEW MEXICO	W	6-3	6-9-1	3-8-0	9	5-1-0	0-0-0	Kilcrease (W 1-0)	1912	2:25
Feb 27, 2009	at Cal-State Northridge		4-8	4-8-3	8-13-2	9	5-2-0	0-0-0	Large (L 0-1)	185	3:04
Feb 28, 2009	at Cal-State Northridge		3-7	3-8-2	7-8-3	9	5-3-0	0-0-0	Morgan (L 1-1)	380	2:37
Mar 01, 2009	at Cal-State Northridge		2-3	2-7-3	3-9-2	9	5-4-0	0-0-0	Cloud (L 1-2)	150	3:23
Mar 03, 2009	at UC-Riverside		8-9	8-10-4	9-13-2	9	5-5-0	0-0-0	Douglas (L 0-1)	195	3:45
Mar 05, 2009	vsUC-Riverside		5-9	5-12-4	9-11-1	9	5-6-0	0-0-0	Karns (L 0-1)	200	3:05
Mar 06, 2009	vsSan Francisco		1-2	1-5-1	2-5-1	9	5-7-0	0-0-0	Morgan (L 1-2)	1031	2:36
Mar 07, 2009	vsGonzaga	W	7-1	7-8-0	1-8-0	9	6-7-0	0-0-0	Ramos (W 2-0)	0	2:22
Mar 08, 2009	vs#24Oregon State		6-9	6-12-0	9-9-0	9	6-8-0	0-0-0	Stern (L 0-1)	1000	2:28
Mar 11, 2009	DALLAS BAPTIST		2-11	2-6-1	11-10-1	9	6-9-0	0-0-0	Karns (L 0-2)	1839	3:03
*Mar 14, 2009	NEBRASKA	W	16-8	16-17-4	8-13-3	9	7-9-0	1-0-0	Cloud (W 2-2)	2056	3:14
*Mar 14, 2009	NEBRASKA		1-10	1-6-2	10-10-0	9	7-10-0	1-1-0	Head (L 0-1)	2117	2:49
*Mar 15, 2009	NEBRASKA	W	10-3	10-14-0	3-10-2	9	8-10-0	2-1-0	Bettis (W 2-0)	2365	2:56
Mar 17, 2009	at TAMU-Corpus Christi		5-7	5-9-1	7-12-2	9	8-11-0	2-1-0	Stern (L 0-2)	702	3:11
Mar 18, 2009	at TAMU-Corpus Christi		2-6	2-2-0	6-9-0	9	8-12-0	2-1-0	Head (L 0-2)	631	2:31
*Mar 20, 2009	at #9Baylor		4-8	4-10-2	8-8-2	9	8-13-0	2-2-0	Morgan (L 1-3)	3433	3:03
*Mar 21, 2009	at #9Baylor		4-5	4-14-3	5-8-0	9	8-14-0	2-3-0	Ramos (L 2-1)	3731	3:01
*Mar 22, 2009	at #9Baylor	W	13-8	13-13-1	8-12-2	9	9-14-0	3-3-0	Bettis (W 3-0)	3078	2:56
Mar 23, 2009	LUBBOCK CHRISTIAN	W	4-3	4-9-2	3-9-3	9	10-14-0	3-3-0	Karns (W 1-2)	4075	2:32
Mar 25, 2009	at Texas State		4-10	4-9-4	10-12-1	9	10-15-0	3-3-0	Farrar (L 0-1)	1560	3:10
*Mar 27, 2009	at #8Texas		5-9	5-11-5	9-11-1	9	10-16-0	3-4-0	Morgan (L 1-4)	6220	2:43
*Mar 28, 2009	at #8Texas	W	4-2	4-7-0	2-7-0	9	11-16-0	4-4-0	Ramos (W 3-1)	6741	2:25
*Mar 29, 2009	at #8Texas		1-8	1-10-0	8-9-0	9	11-17-0	4-5-0	Karns (L 1-3)	6665	2:51
Mar 31, 2009	at #18New Mexico	W	8-4	8-10-3	4-14-1	9	12-17-0	4-5-0	Head (W 1-2)	1219	2:59
Apr 01, 2009	at #18New Mexico		7-15	7-12-3	15-17-2	9	12-18-0	4-5-0	Farrar (L 0-2)	809	3:13

() extra inning game

* = Big 12 Conference Game

SEASON STATISTICS

Record: 12-18 Home: 8-3 Away: 3-12 Neutral: 1-3 Big 12: 4-5

Player	AVG	GP	GS	AB	R	H	2B	3B	HR	RBI	TB	SLG%	BB	HBP	SO	GDP	OB%	SF	SH	SB	ATT	PO	A	E	FLD%		
32 Richburg, Chris	.350	30	30	103	28	36	5	0	9	33	68	.660	24	7	29	1	.493	2	0	2	2	278	15	4	.987		
6 Kenworthy, Joey	.339	30	29	121	24	41	5	1	0	16	48	.397	7	4	11	2	.385	3	5	4	5	47	92	11	.927		
5 Mayo, Jeremy	.333	22	19	63	19	21	5	0	6	17	44	.698	10	4	24	1	.455	0	2	0	0	130	30	6	.964		
17 Ashby, Taylor	.331	30	30	118	13	39	8	0	1	21	50	.424	11	3	13	3	.398	1	3	7	10	60	4	0	1.000		
30 LeJeune, Scott	.315	29	22	92	12	29	2	1	1	15	36	.391	7	1	15	2	.366	1	0	1	1	1	0	1	.500		
10 Berry, Justin	.311	30	30	119	18	37	4	1	2	15	49	.412	6	3	17	2	.357	1	3	0	2	24	66	8	.918		
2 Reed, Michael	.292	30	30	106	29	31	4	0	1	13	38	.358	25	9	21	2	.461	1	2	5	6	47	19	2	.971		

9 Monreal, Kellen	.300	10	6	30	6	9	0	1	0	2	11	.367	2	0	7	0	.344	0	0	1	2	6	3	1	.900		
1 Rueda, Willie	.274	17	15	62	10	17	2	0	0	2	19	.306	6	2	4	0	.357	0	5	7	8	20	46	3	.957		
7 Whitehead, Kevin	.200	18	14	50	3	10	2	0	1	6	15	.300	7	2	16	4	.322	0	2	0	0	86	15	0	1.000		
3 Totten, Garrett	.197	20	15	61	7	12	1	0	1	9	16	.262	7	0	14	0	.275	1	0	1	1	14	20	6	.850		
34 Leslie, Logan	.176	15	2	17	3	3	1	0	1	4	7	.412	2	1	6	0	.300	0	1	0	0	0	0	0	.000		
11 Hanslik, Nick	.167	8	2	12	0	2	0	0	0	0	2	.167	2	0	3	0	.286	0	0	0	0	0	0	0	.000		
8 Brown, Logan	.158	21	6	19	5	3	0	0	0	1	3	.158	3	4	9	1	.385	0	1	2	3	17	1	0	1.000		
19 Macnoll, Mason	.143	18	11	28	2	4	0	0	0	2	4	.143	3	0	9	0	.226	0	3	1	1	15	2	0	1.000		
31 Fleming, Kengray	.125	12	9	16	1	2	0	0	0	0	2	.125	3	0	9	0	.263	0	3	0	1	13	1	2	.875		
Totals	.291	30	30	1017	180	296	39	4	23	156	412	.405	125	40	207	18	.387	10	30	31	42	770	351	56	.952		
Opponents	.293	30	30	1029	195	302	59	1	19	178	420	.408	135	29	218	22	.387	12	12	37	59	783	289	35	.968		

LOB - Team (259), Opp (253). DPs turned - Team (25), Opp (21). TPs turned - Team (0), Opp (1). CI - Team (1), Mayo 1. IBB - Team (2), Rueda 1, Richburg 1, Opp (4). Picked off - Berry 2, Ashby 1, LeJeune 1, Mayo 1, Whitehead 1, Monreal 1, Rueda 1.

(All games Sorted by Earned run avg)

Player	ERA	W	L	APP	GS	CG	SHO	CBO	SV	IP	H	R	ER	BB	SO	2B	3B	HR	AB	B/Avg	WP	HBP	BK	SFA	SHA		
35 Bettis, Chad	2.45	3	0	10	3	0	0	0	4	36.2	37	11	10	12	31	6	0	3	137	.270	2	2	0	2	1		
45 Ramos, AJ	2.83	3	1	6	6	0	0	0	0	28.2	30	9	9	7	34	8	0	3	114	.263	3	3	0	0	0		
42 Cloud, Brian	4.42	2	2	11	0	0	0	0	1	18.1	19	14	9	9	18	4	0	1	72	.264	3	5	0	2	2		
25 Head, Louis	5.04	1	2	9	2	0	0	0	0	25.0	21	19	14	14	16	0	0	1	96	.219	1	5	1	0	2		
40 Kilcrease, Robert	6.15	1	0	9	4	0	0	0	0	26.1	34	18	18	14	24	8	0	1	106	.321	4	1	3	0	3		
24 Karns, Nathan	6.75	1	3	6	6	0	0	0	0	22.2	25	20	17	15	22	7	0	2	93	.269	4	1	1	1	1		
44 Morgan, Miles	6.90	1	4	6	6	0	0	0	0	30.0	36	29	23	14	29	6	1	2	118	.305	4	4	0	4	0		
43 Large, Cory	7.20	0	1	10	0	0	0	0	2	20.0	27	20	16	10	14	4	0	1	85	.318	2	2	0	0	2		

9 Monreal, Kellen	0.00	0	0	2	0	0	0	0	0	2.0	1	0	0	1	1	1	0	0	7	.143	0	1	0	0	0		
12 Foster, Brandon	3.18	0	0	4	1	0	0	0	0	5.2	8	2	2	3	4	4	0	0	21	.381	2	1	0	0	0		
41 Farrar, Colton	5.84	0	2	9	2	0	0	0	0	12.1	18	12	8	7	6	2	0	1	53	.340	3	1	0	3	0		
18 Stewart, Brennan	6.75	0	0	2	0	0	0	0	0	1.1	2	1	1	0	2	1	0	0	6	.333	0	0	0	0	0		
26 Douglas, Lorenzo	7.11	0	1	5	0	0	0	0	0	6.1	8	7	5	12	3	0	0	0	25	.320	2	0	0	0	0		
28 Flora, Ben	8.31	0	0	9	0	0	0	0	0	8.2	13	13	8	7	8	4	0	0	39	.333	0	2	1	0	0		
36 Stern, Jordan	10.97	0	2	7	0	0	0	0	0	10.2	19	15	13	8	6	4	0	2	48	.396	1	0	0	0	1		
29 Quick, Austin	22.50	0	0	4	0	0	0	0	0	2.0	4	5	5	2	0	0	0	2	9	.444	0	1	0	0	0		
Totals	5.54	12	18	30	30	0	0	0	7	256.2	302	195	158	135	218	59	1	19	1029	.293	31	29	6	12	12		
Opponents	5.41	18	12	30	30	0	0	0	11	261.0	296	180	157	125	207	39	4	23	1017	.291	16	40	15	10	30		

PB - Team (5), Mayo 3, Whitehead 2, Opp (3). Pickoffs - Team (4), Whitehead 2, Douglas 1, Large 1, Opp (8). SBA/ATT - Mayo (19-31), Whitehead (18-25), Morgan (6-11), Karns (8-11), Ramos (4-7), Cloud (4-6), Flora (5-5), Stern (3-4), Bettis (2-4), Head (1-4), Large (1-2), Kilcrease (1-2), Douglas (1-1), Foster (0-1), Farrar (1-1).

BIG 12 SEASON STATISTICS

Record: 4-5 Home: 2-1 Away: 2-4 Neutral: 0-0

Player	AVG	GP	GS	AB	R	H	2B	3B	HR	RBI	TB	SLG%	BB	HBP	SO	GDP	OB%	SF	SH	SB	ATT	PO	A	E	FLD%		
32 Richburg, Chris	.485	9	9	33	8	16	3	0	3	13	28	.848	7	2	8	0	.595	0	0	1	1	76	7	0	1.000		
30 LeJeune, Scott	.452	9	8	31	6	14	1	0	0	7	15	.484	3	0	2	1	.486	1	0	1	1	0	0	0	.000		
17 Ashby, Taylor	.395	9	9	38	5	15	0	0	0	4	15	.395	3	1	4	2	.452	0	0	3	4	23	1	0	1.000		
1 Rueda, Willie	.289	9	9	38	7	11	0	0	0	1	11	.289	3	2	1	0	.372	0	2	2	2	14	25	3	.929		
6 Kenworthy, Joey	.278	9	9	36	4	10	1	0	0	5	11	.306	4	1	7	1	.349	2	2	2	2	15	36	3	.944		
10 Berry, Justin	.278	9	9	36	4	10	0	1	0	2	12	.333	1	0	6	0	.297	0	1	0	0	6	13	2	.905		
2 Reed, Michael	.212	9	9	33	9	7	1	0	0	2	8	.242	5	3	6	2	.366	0	2	1	2	14	0	1	.933		

3 Totten, Garrett	.364	9	4	22	6	8	1	0	1	7	12	.545	3	0	3	0	.423	1	0	0	0	4	1	1	.833		
5 Mayo, Jeremy	.360	8	8	25	8	9	1	0	4	9	22	.880	6	2	10	1	.515	0	1	0	0	51	8	3	.952		
34 Leslie, Logan	.250	4	0	4	0	1	1	0	0	1	2	.500	0	0	2	0	.250	0	0	0	0	0	0	0	.000		
19 Macnoll, Mason	.125	5	4	8	0	1	0	0	0	0	1	.125	0	0	4	0	.125	0	1	0	0	4	0	0	1.000		
7 Whitehead, Kevin	.000	3	2	6	0	0	0	0	0	0	0	.000	1	0	1	2	.143	0	0	0	0	12	2	0	1.000		
11 Hanslik, Nick	.000	4	0	4	0	0	0	0	0	0	0	.000	1	0	1	0	.200	0	0	0	0	0	0	0	.000		
8 Brown, Logan	.000	6	0	2	1	0	0	0	0	0	0	.000	0	1	2	0	.333	0	1	0	0	4	0	0	1.000		
31 Fleming, Kengray	.000	2	1	1	0	0	0	0	0	0	0	.000	0	0	0	0	.000	0	0	0	1	3	0	0	1.000		
Totals	.322	9	9	317	58	102	9	1	8	51	137	.432	37	12	57	9	.408	4	10	10	13	231	102	17	.951		
Opponents	.286	9	9	308	61	88	14	1	7	55	125	.406	40	9	63	7	.378	5	4	11	17	237	91	10	.970		

LOB - Team (85), Opp (74). DPs turned - Team (7), Opp (10). IBB - Team (2), Richburg 1, Rueda 1, Opp (1). Picked off - Ashby 1.

(All games Sorted by Earned run avg)

Player	ERA	W	L	APP	GS	CG	SHO	CBO	SV	IP	H	R	ER	BB	SO	2B	3B	HR	AB	B/Avg	WP	HBP	BK	SFA	SHA		
35 Bettis, Chad	1.56	2	0	4	1	0	0	0	2	17.1	13	4	3	7	14	2	0	1	61	.213	1	1	0	2	1		
45 Ramos, AJ	5.17	1	1	3	3	0	0	0	0	15.2	19	9	9	5	16	5	0	3	66	.288	1	2	0	0	0		

43 Large, Cory	2.16	0	0	3	0	0	0	0	0	8.1	4	2	2	0	8	1	0	0	28	.143	0	2	0	0	1		
25 Head, Louis	3.24	0	1	2	1	0	0	0	0	8.1	6	7	3	7	9	0	0	1	30	.200	0	0	1	0	1		
40 Kilcrease, Robert	6.35	0	0	3	0	0	0	0	0	5.2	7	4	4	7	3	1	0	0	22	.318	0	0	0	0	0		
42 Cloud, Brian	6.75	1	0	2	0	0	0	0	0	1.1	0	2	1	1	0	0	0	0	5	.000	0	1	0	0	0		
44 Morgan, Miles	9.22	0	2	3	3	0	0	0	0	13.2	21	18	14	7	10	3	1	0	61	.344	1	3	0	2	0		
41 Farrar, Colton	11.57	0	0	2	0	0	0	0	0	2.1	5	3	3	2	0	1	0	0	11	.455	0	0	0	0	0		
24 Karns, Nathan	21.60	0	1	1	1	0	0	0	0	1.2	4	4	4	2	2	0	0	0	7	.571	0	0	0	1	1		
28 Flora, Ben	21.60	0	0	2	0	0	0	0	0	1.2	5	4	4	2	1	1	0	0	10	.500	0	0	0	0	0		
29 Quick, Austin	36.00	0	0	2	0	0	0	0	0	1.0	4	4	4	0	0	0	0	2	7	.571	0	0	0	0	0		
Totals	5.96	4	5	9	9	0	0	0	2	77.0	88	61	51	40	63	14	1	7	308	.286	3	9	1	5	4		
Opponents	5.70	5	4	9	9	0	0	0	2	79.0	102	58	50	37	57	9	1	8	317	.322	6	12	3	4	10		

PB - Team (1), Whitehead 1. Pickoffs - Team (0), Opp (1). SBA/ATT - Mayo (8-13), Ramos (3-4), Whitehead (3-4), Flora (3-3), Karns (2-3), Morgan (2-3), Kilcrease (1-2), Head (0-2).

GAME HIGHS

TEAM GAME HIGHS

BATTING

At bats:	38	Nebraska (Mar 14, 2009)
	38	at Baylor (Mar 21, 2009)
Runs scored:	16	Nebraska (Mar 14, 2009)
Hits:	17	Nebraska (Mar 14, 2009)
RBI's:	13	at Baylor (Mar 22, 2009)
Doubles:	3	at Baylor (Mar 21, 2009)
Triples:	1	Nebraska (Mar 14, 2009)
Home runs:	3	at Baylor (Mar 22, 2009)
Total bases:	22	at Baylor (Mar 22, 2009)
Walks:	8	Nebraska (Mar 14, 2009)
Strikeouts:	12	at Baylor (Mar 20, 2009)
Sac hits:	3	Nebraska (Mar 14, 2009)
Sac flies:	3	at Baylor (Mar 22, 2009)
Stolen bases:	3	at Baylor (Mar 22, 2009)
Hit by pitch:	3	Nebraska (Mar 15, 2009)
	3	at Baylor (Mar 22, 2009)
Caught stealing:	1	Nebraska (Mar 14, 2009)
	1	at Baylor (Mar 20, 2009)
	1	at Texas (Mar 27, 2009)
Runners LOB:	12	(4 games)
Hit into DP:	2	at Baylor (Mar 21, 2009)
	2	at Baylor (Mar 22, 2009)
	2	at Texas (Mar 29, 2009)

FIELDING

Putouts:	27	(5 games)
Assists:	15	at Texas (Mar 28, 2009)
Errors:	5	at Texas (Mar 27, 2009)
Passed balls:	1	at Baylor (Mar 21, 2009)
DPs turned:	2	at Baylor (Mar 21, 2009)
	2	at Texas (Mar 27, 2009)

PITCHING

Innings pitched:	9.0	(5 games)
Runs allowed:	10	Nebraska (Mar 14, 2009)
Earned runs:	10	Nebraska (Mar 14, 2009)
Walks allowed:	8	at Texas (Mar 29, 2009)
Strikeouts:	12	at Baylor (Mar 20, 2009)
Hits allowed:	13	Nebraska (Mar 14, 2009)
Doubles allowed:	3	Nebraska (Mar 14, 2009)
	3	Nebraska (Mar 15, 2009)
	3	at Texas (Mar 28, 2009)
Triples allowed:	1	at Baylor (Mar 20, 2009)
Homers allowed:	3	at Baylor (Mar 22, 2009)
Wild pitches:	1	Nebraska (Mar 15, 2009)
	1	at Baylor (Mar 22, 2009)
	1	at Texas (Mar 27, 2009)
Hit batters:	2	Nebraska (Mar 14, 2009)
	2	Nebraska (Mar 14, 2009)
	2	Nebraska (Mar 15, 2009)

INDIVIDUAL GAME HIGHS

BATTING

At bats:	6	Berry, Justin Nebraska (Mar 14, 2009)
Runs scored:	3	Ashby, Taylor Nebraska (Mar 14, 2009)
	3	Richburg, Chris at Baylor (Mar 22, 2009)
Hits:	5	LeJeune, Scott at Baylor (Mar 21, 2009)
RBI's:	5	Totten, Garrett at Baylor (Mar 22, 2009)
Doubles:	1	(9 games)
Triples:	1	Berry, Justin Nebraska (Mar 14, 2009)
Home runs:	2	Mayo, Jeremy Nebraska (Mar 15, 2009)
	2	Richburg, Chris at Baylor (Mar 22, 2009)
Total bases:	9	Richburg, Chris at Baylor (Mar 22, 2009)
Walks:	2	(6 games)
Strikeouts:	3	Kenworthy, Joey at Baylor (Mar 20, 2009)
	3	Mayo, Jeremy at Texas (Mar 28, 2009)
Sac hits:	1	(10 games)
Sac flies:	2	Kenworthy, Joey at Baylor (Mar 22, 2009)
Stolen bases:	1	(10 games)
Hit by pitch:	2	Mayo, Jeremy at Baylor (Mar 22, 2009)
Caught stealing:	1	Fleming, Kengray Nebraska (Mar 14, 2009)
	1	Reed, Michael at Baylor (Mar 20, 2009)
	1	Ashby, Taylor at Texas (Mar 27, 2009)
Runners LOB:	6	Kenworthy, Joey at Baylor (Mar 20, 2009)

FIELDING

Putouts:	13	Richburg, Chris Nebraska (Mar 15, 2009)
Assists:	6	Kenworthy, Joey Nebraska (Mar 15, 2009)
	6	Kenworthy, Joey at Baylor (Mar 22, 2009)
Errors:	2	Head, Louis at Texas (Mar 27, 2009)
	2	Rueda, Willie at Texas (Mar 27, 2009)
Passed balls:	1	Whitehead, Kevin at Baylor (Mar 21, 2009)

PITCHING

Innings pitched:	8.0	Bettis, Chad at Baylor (Mar 22, 2009)
Runs allowed:	8	Morgan, Miles at Baylor (Mar 20, 2009)
Earned runs:	6	Morgan, Miles at Baylor (Mar 20, 2009)
Walks allowed:	5	Head, Louis Nebraska (Mar 14, 2009)
	5	Morgan, Miles at Texas (Mar 27, 2009)
Strikeouts:	8	Bettis, Chad at Baylor (Mar 22, 2009)
Hits allowed:	8	Morgan, Miles Nebraska (Mar 14, 2009)
	8	Bettis, Chad at Baylor (Mar 22, 2009)
Doubles allowed:	3	Ramos, AJ at Texas (Mar 28, 2009)
Triples allowed:	1	Morgan, Miles at Baylor (Mar 20, 2009)
Homers allowed:	2	Ramos, AJ at Baylor (Mar 21, 2009)
	2	Quick, Austin at Baylor (Mar 22, 2009)
Wild pitches:	1	Ramos, AJ Nebraska (Mar 15, 2009)
	1	Bettis, Chad at Baylor (Mar 22, 2009)
	1	Morgan, Miles at Texas (Mar 27, 2009)
Hit batters:	2	Large, Cory Nebraska (Mar 14, 2009)
	2	Ramos, AJ Nebraska (Mar 15, 2009)

MISCELLANEOUS STATS

MULTIPLE HIT GAMES	2	3	4	5+	Tot
6 Kenworthy, Joey	6	7	-	-	13
17 Ashby, Taylor	8	2	1	-	11
2 Reed, Michael	8	1	1	-	10
10 Berry, Justin	7	2	-	-	9
32 Richburg, Chris	6	2	1	-	9
30 LeJeune, Scott	2	2	-	1	5
5 Mayo, Jeremy	5	-	-	-	5
1 Rueda, Willie	3	1	-	-	4
7 Whitehead, Kevin	3	-	-	-	3
3 Totten, Garrett	2	-	-	-	2
9 Monreal, Kellen	2	-	-	-	2
TEAM	52	17	3	1	73

MULTIPLE RBI GAMES	2	3	4	5+	Tot
32 Richburg, Chris	3	5	2	-	10
6 Kenworthy, Joey	4	1	1	-	6
5 Mayo, Jeremy	3	1	1	-	5
17 Ashby, Taylor	2	2	1	-	5
30 LeJeune, Scott	3	1	-	-	4
10 Berry, Justin	3	-	-	-	3
7 Whitehead, Kevin	2	-	-	-	2
2 Reed, Michael	2	-	-	-	2
3 Totten, Garrett	-	-	-	1	1
9 Monreal, Kellen	1	-	-	-	1
TEAM	23	10	5	1	39

HITTING STREAKS	Longest	Current
32 Richburg, Chris	15	1
10 Berry, Justin	11	2
6 Kenworthy, Joey	8	-
30 LeJeune, Scott	7	1
17 Ashby, Taylor	7	2
5 Mayo, Jeremy	6	1
3 Totten, Garrett	5	-
1 Rueda, Willie	5	1
2 Reed, Michael	5	3
9 Monreal, Kellen	4	-
7 Whitehead, Kevin	2	1
34 Leslie, Logan	1	-
8 Brown, Logan	1	-
31 Fleming, Kengray	1	-
11 Hanslik, Nick	1	-
19 Macnoll, Mason	1	-

STARTING LINEUP BY POSITION (Team W-L record)

CATCHER:		
5 Mayo, Jeremy	17	(9-8)
7 Whitehead, Kevin	13	(3-10)
FIRST BASE:		
32 Richburg, Chris	30	(12-18)
SECOND BASE:		
1 Rueda, Willie	15	(9-6)
3 Totten, Garrett	8	(1-7)
2 Reed, Michael	6	(1-5)
6 Kenworthy, Joey	1	(1-0)
THIRD BASE:		
10 Berry, Justin	28	(11-17)
9 Monreal, Kellen	2	(1-1)
SHORTSTOP:		
6 Kenworthy, Joey	28	(11-17)
10 Berry, Justin	2	(1-1)
LEFT FIELD:		
2 Reed, Michael	21	(10-11)
17 Ashby, Taylor	6	(1-5)
3 Totten, Garrett	2	(1-1)
30 LeJeune, Scott	1	(0-1)
CENTER FIELD:		
31 Fleming, Kengray	9	(2-7)
17 Ashby, Taylor	7	(4-3)
8 Brown, Logan	5	(3-2)
19 Macnoll, Mason	5	(2-3)
2 Reed, Michael	3	(1-2)
3 Totten, Garrett	1	(0-1)
RIGHT FIELD:		
17 Ashby, Taylor	16	(7-9)
19 Macnoll, Mason	6	(0-6)
3 Totten, Garrett	4	(3-1)
9 Monreal, Kellen	3	(2-1)
8 Brown, Logan	1	(0-1)
DESIGNATED HITTER:		
30 LeJeune, Scott	21	(8-13)
11 Hanslik, Nick	2	(0-2)
34 Leslie, Logan	2	(1-1)
5 Mayo, Jeremy	2	(1-1)
9 Monreal, Kellen	1	(1-0)
17 Ashby, Taylor	1	(0-1)
7 Whitehead, Kevin	1	(1-0)

TEXAS TECH HOME RUNS

No.	Player (#)	Opponent (Date)	Runs	Outs	Count	Inning	Pitcher
1.	Richburg (1)	Southern Utah (2/20)	1	0	1-0	4	Yardley
2.	Richburg (2)	New Mexico (2/24)	3	2	2-1	2	Jaramillo
3.	LeJeune (1)	New Mexico (2/25)	1	0	2-2	3	Oatman
4.	Richburg (3)	New Mexico (2/25)	2	1	2-2	5	Oatman
5.	Ashby (1)	Cal-State Northridge (2/27)	1	0	0-0	4	McCarney
6.	Chris Richburg (4)	UC-Riverside (3/5)	2	0	2-2	5	Bargas
7.	Logan Leslie (1)	UC-Riverside (3/5)	1	1	2-0	8	Emmons
8.	Jeremy Mayo (1)	Gonzaga (3/7)	2	0	2-2	6	Hunter
9.	Chris Richburg (5)	Oregon State (3/8)	2	1	3-2	7	Stiltner
10.	Jeremy Mayo (2)	Nebraska (3/15)	2	2	3-1	4	Mariot
11.	Jeremy Mayo (3)	Nebraska (3/15)	2	2	3-2	5	Yost
12.	Justin Berry (1)	at Texas A&M-Corpus Christi	2	2	1-1	9	Sparkman
13.	Chris Richburg (6)	at Texas A&M-Corpus Christi	0	1	3-2	4	Liedka
14.	Justin Berry (2)	at Texas A&M-Corpus Christi	0	1	0-1	4	Liedka
15.	**Garrett Totten (1)	at Baylor (3/22)	4	0	3-0	4	Fritsch
16.	Chris Richburg (7)	at Baylor (3/22)	3	1	3-2	6	Blank
17.	Chris Richburg (8)	at Baylor (3/22)	1	0	1-0	8	Woytek
18.	Jeremy Mayo (4)	at Texas (3/27)	1	0	3-1	3	Ruffin
19.	Chris Richburg (9)	at Texas (3/28)	3	2	1-0	3	Workman
20.	Jeremy Mayo (5)	at Texas (3/29)	1	0	0-1	3	Green
21.	Michael Reed (1)	at New Mexico (3/31)	1	2	2-0	8	Aguilar
22.	Kevin Whitehead (1)	at New Mexico (4/1)	2	0	2-1	3	Kesler
23.	Jeremy Mayo (6)	at New Mexico (4/1)	2	2	0-0	9	White

** = Grand Slam Home Run

GAMES SUMMARY

Record when team scores:

Runs	0	1	2	3	4	5	6	7	8	9	10+
W-L	0-0	0-3	0-3	0-1	2-4	0-3	2-1	1-1	2-1	0-0	5-1

Record when opponent scores:

Runs	0	1	2	3	4	5	6	7	8	9	10+
W-L	0-0	1-0	2-1	4-1	2-0	1-1	0-1	0-2	2-3	0-4	0-5

Record when leading after:

Inn.	1	2	3	4	5	6	7	8
W-L	4-2	6-3	7-4	12-2	12-1	10-3	12-1	12-1

Record when trailing after:

Inn.	1	2	3	4	5	6	7	8
W-L	3-9	4-9	3-12	0-12	0-12	1-15	0-17	0-17

Record when tied after:

Inn.	1	2	3	4	5	6	7	8
W-L	5-7	2-6	2-2	0-4	0-5	1-0	0-0	0-0

General summary:

Current losing streak	1
Longest winning streak	4
Longest losing streak	6
Home attendance	25,746 (11 dates avg = 2,340)
Away attendance	37,930 (19 dates avg = 1,996)
Total attendance	63,676 (30 dates avg = 2,122)

GAME RECAPS

GAME ONE

Texas Tech 14, Southern Utah 3

February 20, 2009 at Dan Law Field, Lubbock, Texas

	1	2	3	4	5	6	7	8	9	R	H	E
S. Utah	1	0	0	0	0	1	0	1	0	3	9	2
Texas Tech	3	5	0	1	1	0	2	2	x	14	12	0

W: Bettis (1-0); L: Hamman (0-1); S: None

Attendance: 1,866

Highlights: Texas Tech improved to 37-23 all-time in season openers and to 24-5 when opening the season at home ... the game marked the first for Dan Spencer who became the fifth consecutive head coach at Tech to win his coaching debut ... the Red Raiders started three freshmen position players (Justin Berry, Kevin Whitehead and Mason Macnoll) ... Chad Bettis went 6 2/3 innings for the win.

GAME TWO

Texas Tech 6, UT-Pan American 5

February 20, 2009 at Dan Law Field, Lubbock, Texas

	1	2	3	4	5	6	7	8	9	R	H	E
UTPA	0	0	0	2	1	0	2	0	0	5	7	0
Texas Tech	0	1	0	4	0	0	1	0	x	6	10	1

W: Cloud (1-0); L: De Leon (0-1); S: None

Attendance: 2,025

Highlights: Kellen Monreal delivered a clutch two-out RBI single in the bottom of the seventh to erase a 5-5 tie and gave the Red Raiders the 6-5 win ... Brian Cloud logged 2 1/3 perfect innings of relief to pick up his second career win ... Robbie Kilcrease made his first career weekend start and went five innings allowing three runs on five hits in a no-decision.

GAME THREE

Texas Tech 8, Southern Utah 2

February 21, 2009 at Dan Law Field, Lubbock, Texas

	1	2	3	4	5	6	7	8	9	R	H	E
S. Utah	2	0	0	0	0	0	0	0	0	2	9	0
Texas Tech	3	1	0	0	1	0	0	3	x	8	11	2

W: Morgan (1-0); L: Melling (0-1); S: Large (1)

Attendance: 3,413

Highlights: Miles Morgan's made his first appearance in over two years and it was a stellar one ... the senior allowed just two runs on four hits over six innings and struckout 11 to improve to 1-0 on the year ... Cory Large pitched the final three frames to capture his first career save ... Taylor Ashby led the offense with three hits (3-for-4) with four RBIs.

GAME FOUR

Texas Tech 10, UTPA 4

February 22, 2009 at Dan Law Field, Lubbock, Texas

	1	2	3	4	5	6	7	8	9	R	H	E
UTPA	0	0	0	2	0	1	0	1	0	4	9	0
Texas Tech	0	6	0	0	3	1	0	0	x	10	11	1

W: Ramos (1-0); L: Garcia (0-1); S: None

Attendance: 2,067

Highlights: AJ Ramos made a successful return from Tommy John surgery in less than 10 months ... logged three innings in the start and threw three pitches shy of the predetermined number of 50 ... the win marked his first since March 8, 2008 ... Joey Kenworthy paced the offense by going 3-for-5 at the dish with two RBIs.

GAME FIVE

New Mexico 13, Texas Tech 10

February 25, 2009 at Dan Law Field, Lubbock, Texas

	1	2	3	4	5	6	7	8	9	R	H	E
New Mexico	1	4	0	0	0	6	0	2		13	13	2
Texas Tech	3	4	0	2	1	0	0	0		10	14	3

W: Aguilar (1-0); L: Cloud (1-1); S: Cox (1)

Attendance: 2,011

Highlights: Texas Tech watched a five-run lead slip away in the top of the seventh as the Lobos rallied for six runs and handed the Red Raiders their first loss of the season ... Junior RHP Nate Karns gave up five runs in two innings while freshman reliever Louis Head also gave up five in 1 2/3 innings of relief ... Brian Cloud gave up three runs to suffer the loss ... Chris Richburg went 3-for-4 with four RBIs.

GAME SIX

Texas Tech 6, New Mexico 3

February 26, 2009 at Dan Law Field, Lubbock, Texas

	1	2	3	4	5	6	7	8	9	R	H	E
New Mexico	2	0	0	0	0	1	0	0		3	8	0
Texas Tech	0	0	4	0	2	0	0	0	x	6	9	1

W: Kilcrease (1-0); L: Oatman (0-1); S: Large (2)

Attendance: 1,912

Highlights: Robbie Kilcrease picked up his first victory of the season by logging six strong innings, allowing just two runs

on four hits while striking out two ... Cory Large pitched two scoreless innings to earn his second career save ... Freshman third baseman Justin Berry tallied 10 assists in the game and that marked the most for a Tech player since Gera Alvarez had 11 against UTPA in 2002 ... Scott LeJeune hit his first career home run while Chris Richburg hit his third of the season.

GAME SEVEN

Cal-State Northridge 8, Texas Tech 4

February 27, 2009 at Matador Field, Northridge, Calif.

	1	2	3	4	5	6	7	8	9	R	H	E
Texas Tech	0	0	0	1	2	1	0	0	0	4	8	3
Northridge	0	0	0	1	2	0	3	2	x	8	13	2

W: Tremlin (1-0); L: Large (0-1); S: Slover (1)

Attendance: 185

Highlights: Taylor Ashby hit his first home run of the season in the fourth inning but the Red Raiders couldn't overcome a pair of home runs by the Matadors in the seventh as they erased a 4-3 Tech lead with three runs to take a 6-4 advantage ... Chad Bettis was chased away after 4 2/3 innings after giving up three runs on six hits ... Cory Large was handed the loss after allowing two runs over 1 2/3 innings of relief.

GAME EIGHT

Cal-State Northridge 7, Texas Tech 3

February 28, 2009 at Matador Field, Northridge, Calif.

	1	2	3	4	5	6	7	8	9	R	H	E
Texas Tech	1	2	0	0	0	0	0	0	0	3	8	2
Northridge	5	0	1	0	1	0	0	0	x	7	8	3

W: Juarez (2-0); L: Morgan (1-1); S: Ott (1)

Attendance: 380

Highlights: Miles Morgan couldn't follow up his 11-strikeout performance as he gave up five runs in the first and was chased away after just 4 1/3 ... the Tech offense stranded six runners in scoring position with its 2-4 hitters going a combined 0-for-10 ... Michael Reed posted a season-high three hits as he finished the day 3-for-5 with two RBIs.

GAME NINE

Cal-State Northridge 3, Texas Tech 2

March 1, 2009 at Matador Field, Northridge, Calif.

	1	2	3	4	5	6	7	8	9	R	H	E
Texas Tech	0	0	0	0	0	1	1	0	0	2	7	3
Northridge	0	0	0	0	0	1	0	2		3	9	2

W: Jolicoeur (1-2); L: Cloud (1-2); S: None

Attendance: 150

Highlights: Cal-State Northridge scored two unearned runs with two outs in the bottom of the ninth to post a 3-2 win over Tech ... the win gave the Matadors the three-game series sweep ... Justin Berry had a chance to end the game but his second fielding error of the season proved deadly ... Richard Gates tied the game with an RBI double while Ryan Pineda plated the winning run with a single to left ... all three Matador runs on the afternoon were unearned ... AJ Ramos logged four shutout innings with six strikeouts in his second start of the season.

GAME 10

UC-Riverside 9, Texas Tech 8

March 3, 2009 at Riverside Sports Complex, Riverside, Calif.

	1	2	3	4	5	6	7	8	9	R	H	E
Texas Tech	0	0	0	3	1	0	0	4		8	10	4
Riverside	2	1	0	0	0	5	0	1	x	9	13	2

W: Larkins (1-0); L: Douglas (0-1); S: Kelly (3)

Attendance: 195

Highlights: A fielding error by freshman reliever Ben Flora led to five unearned runs in the bottom of the sixth inning and erased a 4-3 Tech lead ... Tech surrendered a total of six unearned runs on the night on a season-high four errors ... Joey Kenworthy led the offense by going 3-for-4 with two RBIs and two runs scored ... Mason Macnoll picked up his first collegiate RBI in the sixth to give Tech its only lead of the game.

GAME 11

UC-Riverside 9, Texas Tech 5

March 5, 2009 at Palm Springs Stadium, Palm Springs, Calif.

	1	2	3	4	5	6	7	8	9	R	H	E
Riverside	1	0	2	2	0	0	4	0		9	11	1
Texas Tech	0	0	1	2	0	0	1	0		5	12	4

W: Bargas (1-1); L: Karns (0-1); S: None

Attendance: 200

Highlights: Texas Tech committed four defensive errors for the second-straight game and the Highlanders collected 12 hits off four Tech hurlers to post a 9-5 win ... Riverside exploded for four runs in the eighth to put the game out of reach for the Red Raiders ... Chris Richburg hit his fourth home run of the season ... Nate Karns gave up five runs on

six hits to take the loss.

GAME 12

San Francisco 2, Texas Tech 1

March 6, 2009 at Palm Springs Stadium, Palm Springs, Calif.

	1	2	3	4	5	6	7	8	9	R	H	E
Texas Tech	1	0	0	0	0	0	0	0		1	5	1
San Francisco	0	0	0	1	0	1	0	0	x	2	5	1

W: Murray (2-0); L: Morgan (1-2); S: Abramson (1)

Attendance: 1,031

Highlights: San Francisco's Doug Murray was two outs away from a complete game and ended the night with 10 strikeouts ... he scattered five hits and allowed just one unearned run ... Miles Morgan pitched six strong innings for the Red Raiders and held the Don's to a pair of runs on four hits and struckout seven.

GAME 13

Texas Tech 7, Gonzaga 1

March 7, 2009 at Palm Springs Stadium, Palm Springs, Calif.

	1	2	3	4	5	6	7	8	9	R	H	E
Gonzaga	0	0	0	0	0	0	0	1		1	8	0
Texas Tech	0	0	0	1	3	2	1	0	x	7	8	0

W: Ramos (2-0); L: Carpenter (2-1); S: Bettis (1)

Attendance: 850

Highlights: AJ Ramos pitched six shutout innings and struckout nine to lead the Red Raiders to a 7-1 win over Gonzaga ... the win snapped a six-game losing skid by the Red Raiders ... Jeremy Mayo hit his first home run of the season while Joey Kenworthy added a team-high three hits along with two RBIs ... Chad Bettis pitched the final three innings to earn his first career save.

GAME 14

#24 Oregon State 9, Texas Tech 6

March 8, 2009 at Palm Springs Stadium, Palm Springs, Calif.

	1	2	3	4	5	6	7	8	9	R	H	E
Texas Tech	1	0	1	1	1	0	2	0	0	6	12	0
Oregon State	3	0	2	0	0	0	4	0	x	9	9	0

W: Stiltner (1-0); L: Stern (0-1); S: Rhoderick (3)

Attendance: 1000

Highlights: The Tech bullpen suffered a meltdown in the bottom of the seventh that erased a two-run home run by Chris Richburg that gave the Red Raiders a 6-5 lead in the top half of the seventh ... Jordan Stern, Ben Flora and Brian Cloud combined for three walks and two hit batters and the Beavers rallied for four runs to take a 9-6 lead ... the home run was the fifth of the season by Richburg.

GAME 15

Dallas Baptist 11, Texas Tech 2

March 11, 2009 at Dan Law Field, Lubbock, Texas

	1	2	3	4	5	6	7	8	9	R	H	E
Dallas Baptist	2	2	0	0	0	0	0	4	3	11	10	1
Texas Tech	0	0	0	0	1	1	0	0		2	6	1

W: Black (2-0); L: Karns (0-2); S: None

Attendance: 1,839

Highlights: Texas Tech's bullpen collapsed for the second straight game as the Red Raiders gave up seven runs in the eighth and ninth that broke open a two-run ballgame ... Lorenzo Douglas and Cory Large combined for six of the runs allowed in the two innings ... Jeremy Mayo went 2-for-2 while Joey Kenworthy extended a hit-streak to six games ... Justin Berry had his 11-game hit streak snapped after going 0-for-4.

GAME 16

Texas Tech 16, Nebraska 8

March 14, 2009 at Dan Law Field, Lubbock, Texas

	1	2	3	4	5	6	7	8	9	R	H	E
Nebraska	0	2	0	0	0	3	1	2	0	8	13	3
Texas Tech	0	1	0	2	1	0	7	5	x	16	17	4

W: Cloud (2-2); L: Rose (1-1); S: Bettis (2)

Attendance: 2,056

Highlights: Texas Tech erased a two-run deficit in the bottom of the seventh with a season-high seven runs and went on to score five more in the eighth to win their Big 12 opener against the Huskers ... Taylor Ashby tied his career high with four hits and drove in three runs ... junior shortstop Joey Kenworthy drove in three runs ... Miles Morgan pitched 5 1/3 innings in a no-decision ... Chad Bettis pitched two shutout innings and earned his second career save ... the game was the first of a doubleheader as the Friday contest was postponed due to weather.

GAME 17**Nebraska 10, Texas Tech 1**

March 14, 2009 at Dan Law Field, Lubbock, Texas

	1	2	3	4	5	6	7	8	9	R	H	E
Nebraska	0	0	0	2	2	1	2	3	0	10	10	0
Texas Tech	0	0	1	0	0	0	0	0	0	1	6	2

W: Roualdes (2-1); L: Head (0-1); S: None

Attendance: 2,117

Highlights: The Red Raiders jumped out to an early 1-0 lead in the bottom of the first but that would be the last run of the game as Nebraska evened the three-game series with a 10-1 win in the second game of a doubleheader ... Husker right fielder Adam Bailey went 2-for-5 with a game high four RBIs to lead the Nebraska attack ... freshman RHP Louis Head made his first career start and logged 4 1/3 innings allowing just three runs on one hit and five walks ... Chris Richburg drove in Tech's only run of the game in the third.

GAME 18**Texas Tech 10, Nebraska 3**

March 15, 2009 at Dan Law Field, Lubbock, Texas

	1	2	3	4	5	6	7	8	9	R	H	E
Nebraska	1	0	1	0	1	0	0	0	0	3	10	2
Texas Tech	0	0	0	5	2	2	1	0	x	10	14	0

W: Bettis (2-0); L: Mariot (1-1); S: None

Attendance: 2,365

Highlights: Texas Tech scored all 10 of its runs with two outs and in the process earned a 2-1 series win over Nebraska ... the series win is the first for the Red Raiders in Big 12 play since taking 2-of-3 from Missouri last season ... Jeremy Mayo hit two, two-run home runs to lead the Tech offense with four RBIs ... Chris Richburg went 4-for-5 with two RBIs ... AJ Ramos logged 4 2/3 innings in his fourth start of the year while Chad Bettis picked up the win by pitching 4 1/3 shutout innings.

GAME 19**Texas A&M-Corpus Christi 7, Texas Tech 5**

March 17, 2009 at Whataburger Field, Corpus Christi, Texas

	1	2	3	4	5	6	7	8	9	R	H	E
Texas Tech	0	0	1	0	0	1	0	1	2	5	9	1
TAMU-CC	0	0	0	0	1	3	0	x		7	12	2

W: Carnline (1-3); L: Stern (0-2); S: Sparkman (1)

Attendance: 702

Highlights: Red Raider relievers allowed six runs in the sixth and seventh and that led to the first-ever loss to Texas A&M-Corpus Christi on the diamond ... Jordan Stern took the loss after giving up four runs in five hits and a walk over 1 1/3 innings ... Joey Kenworthy, Michael Reed and Taylor Ashby each had two hits while freshman third baseman Justin Berry hit his first career home run.

GAME 20**Texas A&M-Corpus Christi 6, Texas Tech 2**

March 18, 2009 at Whataburger Field, Corpus Christi, Texas

	1	2	3	4	5	6	7	8	9	R	H	E
Texas Tech	0	0	0	2	0	0	0	0	0	2	2	0
TAMU-CC	0	0	2	0	4	0	0	0	x	6	9	0

W: Liedka (1-1); L: Head (0-2); S: Hernandez (1)

Attendance: 631

Highlights: A controversial grand slam home run by TAMU-CC's Martin Parra in the bottom of the fifth snapped a 2-2 tie and gave the Islanders a sweep of the two-game midweek series ... Tech's only two hits of the game came on back-to-back home runs by Chris Richburg and Justin Berry ... Louis Head suffered the loss after giving up three runs in two innings of relief work.

GAME 21**#9 Baylor 8, Texas Tech 4**

March 20, 2009 at Baylor Ballpark, Waco, Texas

	1	2	3	4	5	6	7	8	9	R	H	E
Texas Tech	0	3	0	0	1	0	0	0	0	4	10	2
Baylor	1	0	6	0	1	0	0	0	x	8	8	2

W: Volz (2-1); L: Morgan (1-3); S: Miller (1)

Attendance: 3,433

Highlights: Baylor pounded out six runs in the bottom of the third and the Tech offense could never recover and the Bears took the first of a three-game series ... Senior second baseman Willie Rueda and junior left fielder Michael Reed paced the offensive attack with two hits each ... Miles Morgan took the loss after giving up eight runs (six earned) on seven hits and two walks over 4 1/3 innings ... Baylor starter Kendal Volz was given more run support in a start than he had been given in two years.

GAME 22**#9 Baylor 5, Texas Tech 4**

March 21, 2009 at Baylor Ballpark, Waco, Texas

	1	2	3	4	5	6	7	8	9	R	H	E
Texas Tech	1	0	0	0	0	0	0	3		4	14	3
Baylor	1	2	0	0	1	1	0	0	x	5	8	0

W: Verrett (6-0); L: Ramos (2-1); S: None

Attendance: 3,731

Highlights: Texas Tech mounted a ferocious comeback in the ninth but fell one run short and Baylor clinched the three-game series with a 5-4 win ... the Red Raiders got the bases loaded in the eighth with nobody out but failed to score a run and that was ultimately the deciding factor ... AJ Ramos suffered his first loss due mainly to a lack of run support ... Ramos allowed four runs on six hits and struckout five over five innings of work.

GAME 23**Texas Tech 13, #9 Baylor 8**

March 22, 2009 at Baylor Ballpark, Waco, Texas

	1	2	3	4	5	6	7	8	9	R	H	E
Texas Tech	1	0	0	5	0	6	0	1	0	13	13	1
Baylor	0	0	3	0	1	0	0	4		8	12	2

W: Bettis (3-0); L: Fritsch (1-3); S: None

Attendance: 3,078

Highlights: The Red Raiders unleashed a weekend's worth of offensive frustration on the bears as Tech scored five runs in the fourth and six in the sixth to salvage the final game of the series ... Sophomore RHP Chad Bettis pitched a career-high eight innings and struckout eight to improve to 3-0 on the year ... freshman Garrett Totten hit his first home run, a grand slam in the fourth inning ... Chris Richburg blasted two home runs, including a three-run blast in the sixth.

GAME 24**Texas Tech 4, Lubbock Christian 3**

March 23, 2009 at Dan Law Field, Lubbock, Texas

	1	2	3	4	5	6	7	8	9	R	H	E
LCU	0	0	0	0	0	1	0	1	1	3	9	3
Texas Tech	0	0	0	1	0	0	3	0	x	4	9	2

W: Karns (1-2); L: Cunningham (4-1); S: Cloud (1)

Attendance: 4,075

Highlights: Texas Tech and LCU officially retired the No. 27 jersey worn by Larry Hays as he is the winningest head coach at both Lubbock universities ... the game against LCU marked the first meeting between the two schools in 16 years and a crowd of 4,075 was on hand for the festivities ... the crowd was the largest to attend a game at Dan Law Field since the 2006 season ... Nate Karns pitched seven strong innings with a career-high nine strikeouts for his first win of the year ... Taylor Ashby drove in two runs to lead the offense.

GAME 25**Texas State 10, Texas Tech 4**

March 25, 2009 at Bobcat Field, San Marcos, Texas

	1	2	3	4	5	6	7	8	9	R	H	E
Texas Tech	0	0	0	1	0	1	0	2	0	4	8	4
Texas State	5	0	0	2	1	1	1	0	x	10	12	1

W: Steiner (1-1); L: Farrar (0-1); S: None

Attendance: 1,560

Highlights: Texas Tech allowed a season-high six unearned runs and matched its season high total of four errors in a 10-4 loss at Texas State ... the last time Tech allowed 5-plus unearned runs was two years ago to the date at Baylor (2007) ... Taylor Ashby led the Tech offense with three hits, including two doubles ... Chris Richburg extended his hit streak to 12 games.

GAME 26**#8 Texas 9, Texas Tech 5**

March 27, 2009 at UFCU Disch Falk Field, Austin, Texas

	1	2	3	4	5	6	7	8	9	R	H	E
Texas Tech	0	0	2	0	2	0	0	0	1	5	11	5
Texas	0	0	5	0	0	4	0	x		9	11	1

W: Ruffin (4-2); L: Morgan (1-4); S: Wood (4)

Attendance: 6,220

Highlights: Texas Tech committed four errors in the bottom of the seventh that broke open a one-run ballgame and gave Texas a 1-0 lead in the series ... Miles Morgan was chased away in the fourth while giving up five Texas runs in the third ... Chris Richburg and Jeremy Mayo each drove in two runs while Mayo also added his fourth home run of the season.

GAME 27**Texas Tech 4, #8 Texas 2**

March 28, 2009 at UFCU Disch Falk Field, Austin, Texas

	1	2	3	4	5	6	7	8	9	R	H	E
Texas Tech	0	0	3	1	0	0	0	0	0	4	7	0
Texas	2	0	0	0	0	0	0	0	0	2	7	0

W: Ramos (3-1); L: Workman (3-2); S: Bettis (3)

Attendance: 6,741

Highlights: After allowing two runs in the first, AJ Ramos and Chad Bettis combined for eight shutout innings to give the Red Raiders their first win in Austin since the 2003 season ... Ramos earned his first career win by logging six innings with five strikeouts while Bettis pitched the final three frames to earn his third save ... Chris Richburg blasted a three-run home run in the top of the third that proved to be the difference in the game.

GAME 28**#8 Texas 8, Texas Tech 1**

March 29, 2009 at UFCU Disch Falk Field, Austin, Texas

	1	2	3	4	5	6	7	8	9	R	H	E
Texas Tech	0	0	1	0	0	0	0	0	0	1	10	0
Texas	2	2	2	1	1	0	0	0	x	8	9	0

W: Dicharry (2-0); L: Karns (1-3); S: None

Attendance: 6,665

Highlights: Tech starter Nate Karns gave up four runs in the first two innings and was pulled after just 1 2/3 ... the outing was the shortest of his career and he fell to 1-3 on the year ... Jeremy Mayo gave the Red Raiders their only run of the day when he hit a solo home run in the third inning ... the win gave Texas the series 2-1.

GAME 29**Texas Tech 8, #18 New Mexico 4**

March 31, 2009 at Isotopes Park, Albuquerque, N.M.

	1	2	3	4	5	6	7	8	9	R	H	E
Texas Tech	3	0	2	1	0	1	0	1	0	8	10	3
New Mexico	1	0	1	0	0	1	0	0	1	4	14	1

W: Head (1-2); L: Carl (1-1); S: Bettis (4)

Attendance: 1,219

Highlights: Texas Tech jumped out to a 3-0 lead in the top of the first and never looked back on its way to an 8-4 win over the Lobos ... Taylor Ashby drove in a game-high three runs while Michael Reed went 2-for-4 with two RBIs and his first career home run ... freshman RHP Louis Head logged four innings to pick up his first career win ... Chris Richburg had his career long, 15-game hit streak come to an end as he went 0-for-2 with one RBI.

GAME 30**#18 New Mexico 15, Texas Tech 7**

April 1, 2009 at Isotopes Park, Albuquerque, N.M.

	1	2	3	4	5	6	7	8	9	R	H	E
Texas Tech	0	0	2	0	0	0	0	3	2	7	12	3
New Mexico	2	1	0	0	2	1	0	9	x	15	17	2

W: Escarcega (1-1); L: Farrar (0-2); S: White (3)

Attendance: 809

Highlights: New Mexico broke open a one-run game in the bottom of the eighth with nine runs ... Texas Tech allowed five unearned runs in the game due to three fielding errors ... Tech rallied for three runs in the eighth to pull within one at 6-5 ... Colt Farrar fell to 0-2 after giving up three runs in the first two innings ... Jeremy Mayo hit his sixth home run of the year while freshman catcher Kevin Whitehead hit his first dinger.

CAREER VS. TEXAS A&M

TAYLOR ASHBY

Year	Avg	GP	GS	AB	R	H	2B	3B	HR	RBI	TB	SLG%	BB	HBP	SO	GDP	OB%	SF	SH	SB	ATT	PO	A	E	FLD%
2007	.167	2	2	6	2	1	0	1	0	3	3	.500	1	0	0	0	.250	1	0	0	0	1	0	0	1.000
2008	.100	2	2	10	0	1	0	0	0	0	1	.100	0	0	1	0	.100	0	0	0	0	4	0	0	1.000
TOTAL	.125	4	4	16	2	2	0	1	0	3	4	.250	1	0	1	0	.167	1	0	0	0	5	0	0	1.000

JOEY KENWORTHY

Year	Avg	GP	GS	AB	R	H	2B	3B	HR	RBI	TB	SLG%	BB	HBP	SO	GDP	OB%	SF	SH	SB	ATT	PO	A	E	FLD%
2007	.250	1	1	4	0	1	0	0	0	0	1	.250	0	0	1	0	.250	0	0	0	0	0	0	0	.000
2008	.364	3	3	11	4	4	0	0	1	2	7	.636	2	1	0	0	.500	0	2	0	0	5	7	0	1.000
TOTAL	.333	4	4	15	4	5	0	0	1	2	8	.533	2	1	1	0	.444	0	2	0	0	5	7	0	1.000

LOGAN LESLIE

Year	Avg	GP	GS	AB	R	H	2B	3B	HR	RBI	TB	SLG%	BB	HBP	SO	GDP	OB%	SF	SH	SB	ATT	PO	A	E	FLD%
2008	.000	1	0	1	0	0	0	0	0	0	0	.000	0	0	0	0	.000	0	0	0	0	2	0	0	1.000
TOTAL	.000	1	0	1	0	0	0	0	0	0	0	.000	0	0	0	0	.000	0	0	0	0	2	0	0	1.000

CHRIS RICHBURG

Year	Avg	GP	GS	AB	R	H	2B	3B	HR	RBI	TB	SLG%	BB	HBP	SO	GDP	OB%	SF	SH	SB	ATT	PO	A	E	FLD%
2005	.000	1	1	1	1	0	0	0	0	0	0	.000	1	0	1	0	.500	0	0	0	0	0	0	0	.000
2007	.167	2	2	6	0	1	0	0	0	1	1	.167	0	0	3	0	.143	1	0	0	0	3	0	0	1.000
TOTAL	.143	3	3	7	1	1	0	0	0	1	1	.143	1	0	4	0	.222	1	0	0	0	3	0	0	1.000

WILLIE RUEDA

Year	Avg	GP	GS	AB	R	H	2B	3B	HR	RBI	TB	SLG%	BB	HBP	SO	GDP	OB%	SF	SH	SB	ATT	PO	A	E	FLD%
2006	.273	3	3	11	0	3	1	0	0	1	4	.364	1	0	4	0	.308	1	0	0	0	2	9	0	1.000
2008	.273	3	3	11	0	3	1	0	0	1	4	.364	3	0	2	1	.429	0	1	2	2	0	6	0	1.000
TOTAL	.273	6	6	22	0	6	2	0	0	2	8	.364	4	0	6	1	.370	1	1	2	2	2	15	0	1.000

CHAD BETTIS

Year	ERA	W	L	App	GS	CG	SHO	CBO	SV	IP	H	R	ER	BB	SO	2B	3B	HR	BF	B/Avg	WP	HBP	BK	SFA	SHA
2008	2.84	1	0	1	1	0	0	0	0	6.1	7	2	2	1	5	1	0	0	27	.269	0	0	0	0	0
TOTAL	2.84	1	0	1	1	0	0	0	0	6.1	7	2	2	1	5	1	0	0	27	.269	0	0	0	0	0

BRIAN CLOUD

Year	ERA	W	L	App	GS	CG	SHO	CBO	SV	IP	H	R	ER	BB	SO	2B	3B	HR	BF	B/Avg	WP	HBP	BK	SFA	SHA
2008	0.00	0	0	1	0	0	0	0	0	3.0	1	0	0	0	7	0	0	0	10	.100	0	0	0	0	0
TOTAL	0.00	0	0	1	0	0	0	0	0	3.0	1	0	0	0	7	0	0	0	10	.100	0	0	0	0	0

LORENZO DOUGLAS

Year	ERA	W	L	App	GS	CG	SHO	CBO	SV	IP	H	R	ER	BB	SO	2B	3B	HR	BF	B/Avg	WP	HBP	BK	SFA	SHA
2008	0.00	0	0	1	0	0	0	0	0	1.1	1	0	0	1	0	0	0	0	5	.250	0	0	0	0	0
TOTAL	0.00	0	0	1	0	0	0	0	0	1.1	1	0	0	1	0	0	0	0	5	.250	0	0	0	0	0

NATE KARNIS

Year	ERA	W	L	App	GS	CG	SHO	CBO	SV	IP	H	R	ER	BB	SO	2B	3B	HR	BF	B/Avg	WP	HBP	BK	SFA	SHA
2008	16.20	0	1	1	1	0	0	0	0	3.1	2	6	6	6	1	1	0	0	19	.222	1	2	0	1	1
TOTAL	16.20	0	1	1	1	0	0	0	0	3.1	2	6	6	6	1	1	0	0	19	.222	1	2	0	1	1

ROBBIE KILCREASE

Year	ERA	W	L	App	GS	CG	SHO	CBO	SV	IP	H	R	ER	BB	SO	2B	3B	HR	BF	B/Avg	WP	HBP	BK	SFA	SHA
2008	0.00	0	0	1	0	0	0	0	0	0.0	0	0	0	1	0	0	0	0	1	.000	0	0	0	0	0
TOTAL	0.00	0	0	1	0	0	0	0	0	0.0	0	0	0	1	0	0	0	0	1	.000	0	0	0	0	0

CORY LARGE

Year	ERA	W	L	App	GS	CG	SHO	CBO	SV	IP	H	R	ER	BB	SO	2B	3B	HR	BF	B/Avg	WP	HBP	BK	SFA	SHA
2006	0.00	0	0	1	0	0	0	0	0	0.0	2	0	0	0	0	1	0	0	2	1.000	0	0	0	0	0
2008	0.00	0	0	1	0	0	0	0	0	2.2	4	0	0	1	1	0	0	0	13	.400	0	2	0	0	0
TOTAL	0.00	0	0	2	0	0	0	0	0	2.2	6	0	0	1	1	1	0	0	15	.500	0	2	0	0	0


MILES MORGAN

Year	ERA	W	L	App	GS	CG	SHO	CBO	SV	IP	H	R	ER	BB	SO	2B	3B	HR	BF	B/Avg	WP	HBP	BK	SFA	SHA
2006	5.14	0	1	1	1	0	0	0	0	7.0	7	5	4	2	4	0	0	0	29	.259	1	0	0	0	0
TOTAL	5.14	0	1	1	1	0	0	0	0	7.0	7	5	4	2	4	0	0	0	29	.259	1	0	0	0	0

AJ RAMOS

Year	ERA	W	L	App	GS	CG	SHO	CBO	SV	IP	H	R	ER	BB	SO	2B	3B	HR	BF	B/Avg	WP	HBP	BK	SFA	SHA
2006	9.64	0	0	1	1	0	0	0	0	4.2	7	5	5	1	4	1	2	0	24	.350	0	2	0	0	1
2007	2.57	1	0	1	1	0	0	0	0	7.0	9	2	2	1	7	2	0	0	32	.300	0	0	1	0	1
2008	7.71	0	0	1	1	0	0	0	0	4.2	6	5	4	8	7	1	0	1	27	.333	0	1	0	0	0

PITCHER BIO'S



CHAD BETTIS

Sophomore RHP
Lubbock, TX (Monterey)


Pitches: Fastball, Cutter, Breaking Ball, Change
Velocity: 90-96

2009

- Limited Southern Utah to two runs over 6 2/3 innings for the win in the season opener.
- Surrendered three runs over 4 2/3 innings in his second start against Cal-State Northridge.
- Earned his first career save after going three innings against Gonzaga.
- Helped Tech to a conference series win against Nebraska, allowing no runs in two innings of relief in game one to earn his second save of the season, and turned around in game three to pitch 4 1/3 shutout innings of relief to earn the win.
- Led his team to a series finale win over Baylor striking out eight and only surrendering three earned runs in a career high eight innings of work.
- Limited Texas to one hit and no runs in three innings of relief in game two to earn his third save of the season.
- Logged 3 1/3 innings of relief allowing one earned run and striking out five to earn the save against New Mexico on March 31.

BETTIS GAME-BY-GAME

Date	Opponent	GS	IP	H	R	ER	BB	SO	2B	3B	HR	WP	BK	HBP	IBB	Score	W	L	SV	ERA
Feb 20, 2009	Southern Utah	*	6.2	8	2	2	1	5	3	0	1	0	0	0	0	14-3	1	0	0	2.70
Feb 27, 2009	CS Northridge	*	4.2	6	3	3	3	5	1	0	0	1	0	1	0	4-8	1	0	0	3.97
Mar 06, 2009	San Francisco		0.2	0	0	0	1	0	0	0	0	0	0	0	0	1-2	1	0	0	3.75
Mar 07, 2009	Gonzaga		3.0	5	1	1	0	1	0	0	1	0	0	0	0	7-1	1	0	1	3.60
Mar 14, 2009	Nebraska-1		2.0	1	0	0	1	2	1	0	0	0	0	0	0	16-8	1	0	2	3.18
Mar 15, 2009	Nebraska		4.1	3	0	0	2	4	1	0	0	0	0	0	0	10-3	2	0	2	2.53
Mar 18, 2009	TAMU-CC		1.0	1	0	0	0	1	0	0	0	0	0	0	0	2-6	2	0	2	2.42
Mar 22, 2009	Baylor	*	8.0	8	4	3	3	8	0	0	1	1	0	1	0	13-8	3	0	2	2.67
Mar 28, 2009	Texas		3.0	1	0	0	1	0	0	0	0	0	0	0	0	4-2	3	0	3	2.43
Mar 31, 2009	New Mexico		3.1	4	1	1	0	5	0	0	0	0	0	0	0	8-4	3	0	4	2.45
Totals			3	36.2	37	11	10	12	31	6	0	3	2	0	2	79-45	3	0	4	2.45



BRIAN CLOUD

Senior RHP
Lubbock, TX (Cooper)

Pitches: Fastball, Slider, Change
Velocity: 89-92

2009

- Has made 11 appearances on the season, accumulating a 2-2 record.
- Has been used mainly in close games for relief.
- Earned the win against Texas-Pan American after logging 2 1/3 shutout innings.
- Allowed three runs over the final three innings to earn the loss in New Mexico's 13-10 come-from-behind victory.
- Was unable to hold the lead in the series finale against Cal-State Northridge as he allowed three unearned runs to draw the loss.
- Allowed two runs in only 1/3 inning of relief against Nebraska but still earned the win.
- Struggled in 1 2/3 innings of relief against Texas A&M-Corpus Christi on March 17 as he gave up three runs (two earned) on four hits and two walks.
- Recorded his first save of the season in two innings of relief allowing only one earned run in a 4-3 win over Lubbock Christian.

CLOUD GAME-BY-GAME

Date	Opponent	GS	IP	H	R	ER	BB	SO	2B	3B	HR	WP	BK	HBP	IBB	Score	W	L	SV	ERA
Feb 20, 2009	UTPA		2.1	0	0	0	0	4	0	0	0	0	0	0	0	6-5	1	0	0	0.00
Feb 24, 2009	New Mexico		3.0	5	3	3	4	2	1	0	0	1	0	0	1	10-13	1	1	0	5.06
Mar 01, 2009	CS Northridge		3.1	2	3	0	0	4	1	0	0	0	0	2	0	2-3	1	2	0	3.12
Mar 05, 2009	UC-Riverside		0.2	0	0	0	1	1	0	0	0	1	0	0	0	5-9	1	2	0	2.89
Mar 06, 2009	San Francisco		1.1	1	0	0	0	1	0	0	0	0	0	1	0	1-2	1	2	0	2.53
Mar 08, 2009	Oregon State		2.0	1	1	1	1	3	0	0	0	1	0	1	0	6-9	1	2	0	2.84
Mar 17, 2009	TAMU-CC		1.2	4	3	2	2	1	0	0	0	0	0	0	1	5-7	2	2	0	4.30
Mar 22, 2009	Baylor		1.0	0	0	0	0	0	0	0	0	0	0	0	0	13-8	2	2	0	4.02
Mar 23, 2009	LCU		2.0	4	1	1	0	2	0	0	1	0	0	0	0	4-3	2	2	1	4.08
Mar 31, 2009	New Mexico		0.2	2	1	1	0	0	2	0	0	0	0	0	0	8-4	2	2	1	4.42
Totals			0	18.1	19	14	9	9	18	4	0	1	3	0	5	76-71	2	2	1	4.42



LORENZO DOUGLAS

Senior RHP
Sachse, TX (Sachse)

Pitches: Fastball, Curve, Change
Velocity: 88-92

2009

- Has made four appearances out of the bullpen and has an 0-1 record.
- Logged a season-high 2 2/3 innings against Texas-Pan American, while allowing two runs.
- Surrendered two unearned runs to draw the loss against UC-Riverside.
- Allowed three runs in 2/3 of an inning against Dallas Baptist.

DOUGLAS GAME-BY-GAME

Date	Opponent	GS	IP	H	R	ER	BB	SO	2B	3B	HR	WP	BK	HBP	IBB	Score	W	L	SV	ERA
Feb 22, 2009	UTPA		2.2	4	2	2	3	3	0	0	0	0	0	0	0	10-4	0	0	0	6.75
Mar 01, 2009	CS Northridge		0.2	0	0	0	1	0	0	0	0	1	0	0	0	2-3	0	0	0	5.40
Mar 03, 2009	UC-Riverside		1.1	2	2	0	2	0	0	0	0	0	0	0	0	8-9	0	1	0	3.86
Mar 17, 2009	TAMU-CC		1.0	0	0	0	3	0	0	0	0	0	0	0	0	5-7	0	1	0	7.11
Totals		0	6.1	8	7	5	12	3	0	0	0	2	0	0	0	27-34	0	1	0	7.11



NATHAN KARNS

Junior RHP
Arlington, TX (Martin)

Pitches: Fastball, Curve, Slider, Change
Velocity: 89-92

2009

- Made six starts on the season and logged 22.2 innings.
- Allowed 17 earned runs and owns a 6.75 ERA.
- Surrendered five runs over two innings in his season debut against New Mexico.
- Allowed four more runs a week later against UC-Riverside to earn his first loss of the season.
- Tied his career high of 5 1/3 innings against Dallas Baptist on March 11.
- Was held to a strict pitch count of 60 in his fourth start of the season at Texas A&M-Corpus Christi on March 17 ... logged three shutout innings while holding the Islanders to just two hits and struckout four.
- Pitched a career-high seven innings to earn the win against Lubbock Christian on March 23 while also posting a career high nine strikeouts.
- Was charged with the loss in the series finale against Texas surrendering four earned runs in 1 2/3 innings.

KARNS GAME-BY-GAME


Date	Opponent	GS	IP	H	R	ER	BB	SO	2B	3B	HR	WP	BK	HBP	IBB	Score	W	L	SV	ERA
Feb 24, 2009	New Mexico	*	2.0	5	5	2	2	3	0	1	0	0	0	0	0	10-13	0	0	0	22.50
Mar 05, 2009	UC-Riverside	*	3.2	6	5	4	3	3	1	0	1	2	0	0	0	5-9	0	1	0	14.29
Mar 11, 2009	Dallas Baptist	*	5.1	3	4	3	5	2	1	0	0	1	1	1	0	2-11	0	2	0	9.82
Mar 17, 2009	TAMU-CC	*	3.0	2	0	0	1	4	1	0	0	1	0	0	0	5-7	0	2	0	7.71
Mar 23, 2009	LCU	*	7.0	5	2	1	2	9	1	0	0	0	0	0	0	4-3	1	2	0	5.57
Mar 29, 2009	Texas	*	1.2	4	4	4	2	2	0	0	0	0	0	0	0	1-8	1	3	0	6.75
Totals		6	22.2	25	20	17	15	22	7	0	2	4	1	1	0	27-51	1	3	0	6.75

**ROBBIE KILCREASE**Sophomore LHP
Round Rock, TX (Round Rock)Pitches: Fastball, Slider, Change
Velocity: 85-88**2009**

- Made the start in the second game of the season-opening doubleheader against UTPA, earning a no-decision.
- Following Tech's first loss of the season, Kilcrease helped the Red Raiders rebound in the second game of the New Mexico series as he allowed only two runs over six innings for the win.
- Logged 1 1/3 innings of relief in the series opener against Nebraska, surrendering only one run.
- Appeared in three innings of relief in Tech's loss to Baylor scattering two hits and surrendering one earned run.
- Surrendered two earned runs and three walks in 1 1/3 innings of work in the series finale against Texas.

KILCREASE GAME-BY-GAME


Date	Opponent	GS	IP	H	R	ER	BB	SO	2B	3B	HR	WP	BK	HBP	IBB	Score	W	L	SV	ERA
Feb 20, 2009	UTPA	*	5.0	5	3	3	1	5	2	0	0	0	1	0	0	6-5	0	0	0	5.40
Feb 25, 2009	New Mexico	*	6.0	4	2	2	2	4	2	0	0	1	1	0	0	6-3	1	0	0	4.09
Mar 03, 2009	UC-Riverside	*	4.0	8	3	3	1	5	1	0	0	0	1	0	0	8-9	1	0	0	4.80
Mar 08, 2009	Oregon State	*	3.0	6	5	5	1	2	1	0	0	3	1	0	0	6-9	1	0	0	6.50
Mar 14, 2009	Nebraska-1		1.1	4	1	1	0	2	0	0	0	0	0	0	0	16-8	1	0	0	6.52
Mar 18, 2009	TAMU-CC		1.2	2	1	1	2	3	0	0	1	0	0	0	0	2-6	1	0	0	6.43
Mar 21, 2009	Baylor		3.0	2	1	1	4	1	0	0	0	0	0	0	0	4-5	1	0	0	6.00
Mar 29, 2009	Texas		1.1	1	2	2	3	0	1	0	0	0	0	0	0	1-8	1	0	0	6.39
Mar 31, 2009	New Mexico		1.0	2	0	0	0	2	1	0	0	0	0	0	0	8-4	1	0	0	6.15
Totals		4	26.1	34	18	18	14	24	8	0	1	4	3	1	0	57-57	1	0	0	6.15

**CORY LARGE**Senior LHP
Bedford, TX (L.D. Bell)Pitches: Fastball, Cutter, Curve, Change
Velocity: 85-88**2009**

- After spending 2008 primarily as a starter, Large has made 10 appearances this season, all in relief.
- Logged 20 innings so far, the highest among relievers with no starts this season.
- Earned two saves over Tech's first six games at home.
- Allowed no runs over three innings for his first career save against Southern Utah.
- Earned the loss in the series opener against Cal-State Northridge after allowing two runs in 1 2/3 innings
- Allowed three runs in 1/3 of an inning against Dallas Baptist on March 11.
- Surrendered two earned runs in one inning against Nebraska on March 14.
- Struck out five batters and gave up only one hit in 3 2/3 innings of relief in the series opening loss to Baylor on March 20.
- Logged 3 2/3 innings and struck out two in the series finale against Texas.
- Scattered seven hits, gave up nine runs, five earned, in one inning of work against New Mexico on April 1.

LARGE GAME-BY-GAME

Date	Opponent	GS	IP	H	R	ER	BB	SO	2B	3B	HR	WP	BK	HBP	IBB	Score	W	L	SV	ERA
Feb 21, 2009	Southern Utah		3.0	5	0	0	2	4	1	0	0	1	0	0	0	8-2	0	0	1	0.00
Feb 25, 2009	New Mexico		2.0	2	0	0	0	1	0	0	0	0	0	0	0	6-3	0	0	2	0.00
Feb 27, 2009	CS Northridge		1.2	2	2	2	0	0	0	0	1	0	0	0	0	4-8	0	1	2	2.70
Mar 05, 2009	UC-Riverside		3.2	3	4	4	3	0	0	0	0	0	0	0	0	5-9	0	1	2	5.23
Mar 08, 2009	Oregon State		0.0	0	0	0	1	0	0	0	0	0	0	0	0	6-9	0	1	2	5.23
Mar 11, 2009	Dallas Baptist		0.1	4	3	3	1	1	2	0	0	1	0	0	0	2-11	0	1	2	7.59
Mar 14, 2009	Nebraska-2		1.0	3	2	2	0	1	1	0	0	0	2	0	0	1-10	0	1	2	8.49
Mar 20, 2009	Baylor		3.2	1	0	0	0	5	0	0	0	0	0	0	0	4-8	0	1	2	6.46
Mar 29, 2009	Texas		3.2	0	0	0	0	2	0	0	0	0	0	0	0	1-8	0	1	2	5.21
Apr 01, 2009	New Mexico		1.0	7	9	5	3	0	0	0	0	0	0	1	0	7-15	0	1	2	7.20
Totals		0	20.0	27	20	16	10	14	4	0	1	2	0	2	1	44-83	0	1	2	7.20



MILES MORGAN

Senior RHP
Lubbock, TX (Coronado)

Pitches: Fastball, Curve, Change
Velocity: 88-91

2009

- Made his triumphant return to the mound on Feb. 23 to limit Southern Utah to two runs over six innings for his first win since 2006 ... Fanned 11 batters in his return, four shy of his career high ... the start was his first since Feb. 4, 2007, against Stephen F. Austin.
- Struggled with his command in his second outing against Cal-State Northridge, allowing seven runs, five earned, in 4 1/3 innings of work.
- Held San Francisco to only two runs over six innings but still earned the loss.
- Earned the start for the series opener against Nebraska, allowed five runs, three earned, in 5 1/3 innings of work (no-decision).
- Was charged with the loss against Baylor on March 20 after surrendering eight runs, six earned, while striking out seven in 4 1/3 innings.
- Recorded his fourth loss of the season in the series opener against Texas ... allowed five earned runs and five walks in four innings of work.

MORGAN GAME-BY-GAME

Date	Opponent	GS	IP	H	R	ER	BB	SO	2B	3B	HR	WP	BK	HBP	IBB	Score	W	L	SV	ERA	
Feb 21, 2009	Southern Utah	*	6.0	4	2	2	2	11	0	0	0	0	0	0	0	8-2	1	0	0	3.00	
Feb 28, 2009	CS Northridge	*	4.1	7	7	5	5	1	2	0	1	2	0	1	0	3-7	1	1	0	6.10	
Mar 06, 2009	San Francisco	*	6.0	4	2	2	0	7	1	0	1	1	0	0	0	1-2	1	2	0	4.96	
Mar 14, 2009	Nebraska-1	*	5.1	8	5	3	0	2	1	0	0	0	0	1	0	16-8	1	2	0	4.98	
Mar 20, 2009	Baylor	*	4.1	7	8	6	2	7	1	1	0	0	0	1	0	4-8	1	3	0	6.23	
Mar 27, 2009	Texas	*	4.0	6	5	5	5	1	1	0	0	1	0	1	0	5-9	1	4	0	6.90	
Totals			6	30.0	36	29	23	14	29	6	1	2	4	0	4	0	37-36	1	4	0	6.90



AUSTIN QUICK

Sophomore LHP
Austin, TX (Cedar Park)

Pitches: Fastball, Curve, Change
Velocity: 80-83

2009

- Made his season debut against Cal-State Northridge resulting in a walk in his only batter faced.
- Allowed one earned run against Dallas Baptist on March 11.
- Surrendered four earned runs on four hits in the ninth inning of the series finale at Baylor on March 22.

QUICK GAME-BY-GAME

Date	Opponent	GS	IP	H	R	ER	BB	SO	2B	3B	HR	WP	BK	HBP	IBB	Score	W	L	SV	ERA
Mar 01, 2009	CS Northridge		0.0	0	0	0	1	0	0	0	0	0	0	0	0	2-3	0	0	0	0.00
Mar 11, 2009	Dallas Baptist		1.0	0	1	1	1	0	0	0	0	0	0	1	0	2-11	0	0	0	9.00
Mar 14, 2009	Nebraska-2		1.0	0	0	0	0	0	0	0	0	0	0	0	0	1-10	0	0	0	4.50
Mar 22, 2009	Baylor		0.0	4	4	4	0	0	0	0	2	0	0	0	0	13-8	0	0	0	22.50
Totals		0	2.0	4	5	5	2	0	0	0	2	0	0	1	0	18-32	0	0	0	22.50



AJ RAMOS

Senior RHP
Lubbock, TX (Estacado)


Pitches: Fastball, Slider, Curve, Change
Velocity: 89-92

2009

- Has made six appearances this season as a starter, posting a 3-1 record.
- Did not allow a run in his first 13 innings pitched.
- Only lasted three innings in his season debut against Texas-Pan American, but still earned the win because his pitch count was predetermined.
- Reached his 65-pitch limit after only four innings against Cal-State Northridge, leaving him with a no decision.
- Was the major force in Tech breaking its six-game losing streak, as he threw six innings of shutout baseball against Gonzaga while fanning nine batters.
- Pitched 4 2/3 innings in the series finale against Nebraska, ending his streak of no runs allowed by surrendering three earned runs while striking out six in a no-decision.
- Earned his first loss of the season against Baylor (March 21) scattering six hits and surrendering four earned runs in five innings of work ... the game was his first without a predetermined pitch count.
- Notched his first career win over Texas, pitching a season-high six innings to lead Tech over Texas on March 28 ... struck out five only allowing two earned runs in the win.

RAMOS GAME-BY-GAME

Date	Opponent	GS	IP	H	R	ER	BB	SO	2B	3B	HR	WP	BK	HBP	IBB	Score	W	L	SV	ERA
Feb 22, 2009	UTPA	*	3.0	2	0	0	2	3	1	0	0	0	0	0	0	10-4	1	0	0	0.00
Mar 01, 2009	CS Northridge	*	4.0	6	0	0	0	6	1	0	0	1	0	0	0	2-3	1	0	0	0.00
Mar 15, 2009	Nebraska	*	4.2	7	3	3	2	6	2	0	1	1	0	2	0	10-3	2	0	0	1.53
Mar 21, 2009	Baylor	*	5.0	6	4	4	1	5	0	0	2	0	0	0	0	4-5	2	1	0	2.78
Mar 28, 2009	Texas	*	6.0	6	2	2	2	5	3	0	0	0	0	0	0	4-2	3	1	0	2.83
Totals			6	28.2	30	9	7	34	8	0	3	3	0	3	0	37-18	3	1	0	2.83



JORDAN STERN

Sophomore RHP
Plano, TX (Plano)

Pitches: Fastball, Slider, Split, Change
Velocity: 87-90

2009

- Has made seven appearances from the bullpen and has an 0-2 record on the year.
- Earned his first career loss after allowing two runs in 1/3 of an inning against Oregon State.
- Suffered his second straight loss after giving up four runs on five hits over just 1 1/3 innings at Texas A&M-Corpus Christi on March 17.
- Allowed three runs on three hits in two innings of work against Texas State.
- Pitched 1 2/3 innings of relief in Tech's loss to New Mexico, surrendering two earned runs on four hits.

STERN GAME-BY-GAME


Date	Opponent	GS	IP	H	R	ER	BB	SO	2B	3B	HR	WP	BK	HBP	IBB	Score	W	L	SV	ERA
Feb 20, 2009	Southern Utah		2.1	1	1	1	1	1	0	0	1	0	0	0	0	14-3	0	0	0	3.86
Feb 22, 2009	UTPA		1.1	1	0	0	0	1	0	0	0	0	0	0	0	10-4	0	0	0	2.45
Feb 27, 2009	CS Northridge		1.2	5	3	3	2	2	1	0	1	0	0	0	0	4-8	0	0	0	6.75
Mar 08, 2009	Oregon State		0.1	0	2	2	2	0	0	0	0	0	0	0	0	6-9	0	1	0	9.53
Mar 17, 2009	TAMU-CC		1.1	5	4	4	1	2	1	0	0	0	0	0	0	5-7	0	2	0	12.86
Mar 25, 2009	Texas State		2.0	3	3	1	2	0	1	0	0	0	0	0	0	4-10	0	2	0	11.00
Apr 01, 2009	New Mexico		1.2	4	2	2	0	0	1	0	0	1	0	0	0	7-15	0	2	0	10.97
Totals		0	10.2	19	15	13	8	6	4	0	2	1	0	0	0	50-56	0	2	0	10.97

**COLT FARRAR**Freshman RHP
Royse City, TX (First Baptist Academy)Pitches: Fastball, Cutter, Slider, Change
Velocity: 84-88**2009**

- After not seeing time in Tech's first several games, Farrar did not allow a run in his first three outings.
- Logged 1 2/3 innings of relief against Nebraska and surrendered his first two runs of the season.
- Suffered a loss in his first career start at Texas State on March 25 after allowing five runs (only two earned) on six hits over three innings.
- Earned his first career start in Tech's loss to Texas State, surrendering five runs, two earned, in three innings.
- Was charged with the loss in the series finale against New Mexico after allowing three earned runs in 2 2/3 innings.

FARRAR GAME-BY-GAME

Date	Opponent	GS	IP	H	R	ER	BB	SO	2B	3B	HR	WP	BK	HBP	IBB	Score	W	L	SV	ERA
Mar 03, 2009	UC-Riverside		1.0	0	1	0	0	0	0	0	0	1	0	0	0	8-9	0	0	0	0.00
Mar 05, 2009	UC-Riverside		1.0	2	0	0	1	0	0	0	0	0	0	0	0	5-9	0	0	0	0.00
Mar 11, 2009	Dallas Baptist		0.2	0	0	0	0	1	0	0	0	0	0	0	0	2-11	0	0	0	0.00
Mar 14, 2009	Nebraska-2		1.2	2	2	2	1	0	1	0	0	0	0	0	0	1-10	0	0	0	4.15
Mar 17, 2009	TAMU-CC		1.0	1	0	0	0	2	0	0	0	0	0	0	0	5-7	0	0	0	3.38
Mar 18, 2009	TAMU-CC		0.2	0	0	0	0	2	0	0	0	0	0	0	0	2-6	0	0	0	3.00
Mar 25, 2009	Texas State	*	3.0	6	5	2	1	1	0	0	1	0	0	0	0	4-10	0	1	0	4.00
Mar 29, 2009	Texas		0.2	3	1	1	1	0	0	0	0	0	0	0	0	1-8	0	1	0	4.66
Apr 01, 2009	New Mexico	*	2.2	4	3	3	3	0	1	0	0	2	0	1	0	7-15	0	2	0	5.84
Totals		2	12.1	18	12	8	7	6	2	0	1	3	0	1	0	35-85	0	2	0	5.84

**BEN FLORA**Freshman LHP
Plano, TX (Plano West)Pitches: Fastball, Curve, Change
Velocity: 87-90**2009**

- Has made nine relief appearances in his freshman season.
- Projected to be one of the top left-handed options out of the bullpen.
- Held New Mexico to only two runs over 2 1/3 innings to maintain Tech's lead at the time.
- Gave up three earned runs in one inning of work against Nebraska on March 14.
- Notched two innings of relief work at Texas State on March 25 ... allowed two runs on two hits and struckout one.

FLORA GAME-BY-GAME

Date	Opponent	GS	IP	H	R	ER	BB	SO	2B	3B	HR	WP	BK	HBP	IBB	Score	W	L	SV	ERA
Feb 22, 2009	UTPA		2.0	2	2	2	1	1	1	0	0	0	0	0	0	10-4	0	0	0	9.00
Feb 24, 2009	New Mexico		2.1	1	0	0	0	4	1	0	0	0	0	1	0	10-13	0	0	0	4.15
Mar 01, 2009	CS Northridge		0.1	1	0	0	0	1	0	0	0	0	0	0	0	2-3	0	0	0	3.86
Mar 03, 2009	UC-Riverside		0.1	1	3	0	2	0	1	0	0	0	1	0	0	8-9	0	0	0	3.60
Mar 08, 2009	Oregon State		0.0	0	1	1	0	0	0	0	0	0	0	1	0	6-9	0	0	0	5.40
Mar 14, 2009	Nebraska-2		1.0	4	3	3	0	0	1	0	0	0	0	0	0	1-10	0	0	0	9.00
Mar 25, 2009	Texas State		2.0	2	2	1	1	1	0	0	0	0	0	0	0	4-10	0	0	0	7.88
Mar 29, 2009	Texas		0.2	1	1	1	2	1	0	0	0	0	0	0	1	1-8	0	0	0	8.31
Apr 01, 2009	New Mexico		0.0	1	1	0	1	0	0	0	0	0	0	0	0	7-15	0	0	0	8.31
Totals		0	8.2	13	13	8	7	8	4	0	0	0	1	2	1	49-81	0	0	0	8.31



BRANDON FOSTER

Freshman RHP
Amarillo, TX (Randall)

Pitches: Fastball, Curve, Change
Velocity: 83-86

2009

- In only two appearances, he has logged 2 1/3 shutout innings.
- Earned his first start as a Red Raider in the series finale against Texas A&M-Corpus Christi, logging 2 1/3 innings while surrendering two earned runs on four hits.

FOSTER GAME-BY-GAME

Date	Opponent	GS	IP	H	R	ER	BB	SO	2B	3B	HR	WP	BK	HBP	IBB	Score	W	L	SV	ERA
Mar 03, 2009	UC-Riverside		1.1	2	0	0	0	0	2	0	0	0	0	1	0	8-9	0	0	0	0.00
Mar 11, 2009	Dallas Baptist		1.0	1	0	0	1	1	1	0	0	0	0	0	0	2-11	0	0	0	0.00
Mar 18, 2009	TAMU-CC	*	2.1	4	2	2	2	2	1	0	0	2	0	0	0	2-6	0	0	0	3.86
Apr 01, 2009	New Mexico		1.0	1	0	0	1	0	0	0	0	0	0	0	0	7-15	0	0	0	3.18
Totals		1	5.2	8	2	2	3	4	4	0	0	2	0	1	0	19-41	0	0	0	3.18



LOUIS HEAD

Freshman LHP
Katy, TX (Cinco Ranch)

Pitches: Fastball, Curve, Slider, Change
Velocity: 89-91


2009

- The hard-throwing right-hander has made nine appearances this season, accumulating an 1-2 record.
- Allowed two runs over 1 2/3 innings in his Red Raider debut to just hold the lead for Tech's 6-5 win over Texas-Pan American.
- Logged a season-high 3 2/3 shutout innings in the second game of the Cal-State Northridge series.
- Struckout four but surrendered three earned runs in 4 1/3 innings to earn the loss against Nebraska in the second game of a doubleheader on March 14.
- Surrendered three earned runs on one hit to earn the loss against Texas A&M-Corpus Christi on March 18.
- Notched four innings of relief in Tech's series opening loss to Texas, surrendering five hits and four runs.
- Earned his first win of the season, scattering six hits and only allowing two runs in four innings of work against New Mexico on March 31.

HEAD GAME-BY-GAME

Date	Opponent	GS	IP	H	R	ER	BB	SO	2B	3B	HR	WP	BK	HBP	IBB	Score	W	L	SV	ERA
Feb 20, 2009	UTPA		1.2	2	2	2	2	1	0	0	0	0	0	0	0	6-5	0	0	0	10.80
Feb 24, 2009	New Mexico		1.2	2	5	5	1	1	0	0	0	1	0	3	0	10-13	0	0	0	18.90
Feb 28, 2009	CS Northridge		3.2	1	0	0	1	4	0	0	0	0	0	1	0	3-7	0	0	0	9.00
Mar 08, 2009	Oregon State		2.2	2	0	0	1	0	0	0	0	0	0	1	0	6-9	0	0	0	6.52
Mar 14, 2009	Nebraska-2	*	4.1	1	3	3	5	4	0	0	1	0	0	0	0	1-10	0	1	0	6.43
Mar 18, 2009	TAMU-CC		2.0	1	3	3	2	0	0	0	0	0	0	0	0	2-6	0	2	0	7.31
Mar 25, 2009	Texas State		1.0	1	0	0	0	1	0	0	0	0	0	0	0	4-10	0	2	0	6.88
Mar 27, 2009	Texas		4.0	5	4	0	2	5	0	0	0	0	1	0	0	5-9	0	2	0	5.57
Mar 31, 2009	New Mexico	*	4.0	6	2	1	0	0	0	0	0	0	0	0	0	8-4	1	2	0	5.04
Totals		2	25.0	21	19	14	14	16	0	0	1	1	1	5	0	45-73	1	2	0	5.04

PLAYER BIO'S



TAYLOR ASHBY
Junior Outfielder
Lubbock, TX (Monterey)

2009

- Made every start of the season in the outfield and played all three positions.
- Went 3-for-4 in the second game against Southern Utah with four RBIs, matching his career high.
- Smashed his second career home run in the series opener against Cal-State Northridge
- Went 2-for-4 with an RBI against Gonzaga.
- Was 7-for-13 at the plate with three RBIs in the series win over Nebraska, including tying his career-high of four hits in the series opener.
- Went 2-for-4 and scored one run to help his team to a series finale win over Baylor March 22.
- The only player to record more than one RBI in a win over Lubbock Christian going 1-for-2 with two RBIs for the night.
- Went 3-for-4 with two doubles and an RBI at Texas State on March 25.
- Knocked in three RBIs going 1-for-4 at the plate in a win over New Mexico on March 31.

CAREER HIGHS

Games Played (Season): 54 (2007)
Games Started (Season): 54 (2007)
At-Bats: Six, several times
Runs Scored: Three, vs. Nebraska, 3/14/09
Hits: Four, twice
RBI: Four, several times
Doubles: Three, at Kansas State, 4/1/07
Triples: One, vs. St. John's, 2/18/07
Home Runs: One, twice
Walks: Two, several times
Strikeouts: Three, vs. Oklahoma State, 5/11/07
Stolen Bases: Three, vs. TAMUCC, 4/2/08
Career Long Hit Streak: 11 Games (2008)



JUSTIN BERRY
Freshman Third Baseman
Austin, TX (Austin)

2009

- Has started every game so far for Tech in only his first season.
- Flexible player who has played both third base and shortstop.
- Knocked in his first career RBI in the first game against Texas-Pan American.
- Became the first Red Raider since Gera Alvarez in 2002 to log more than 10 assists in a game when he did so in the final game of the New Mexico series.
- Only Tech player with more than one hit in the series opener against Cal-State Northridge.
- Knocked in Tech's lone run against San Francisco.
- Went 3-for-6 and scored one run in the series opener against Nebraska on March 14.
- Went 2-for-4 with two RBIs, including his first career home run, in the series opener against Texas A&M-Corpus Christi on March 17 ... recorded his second home run of the season March 18 against Texas A&M-Corpus Christi in the final game of that series.
- Went 2-for-4 with one RBI and one run to push Tech past Baylor in the series finale win
- Was 3-for-4 with three scored runs in Tech's loss to New Mexico on April 1.

CAREER HIGHS

Games Played (Season): 30 (2009)
Games Started (Season): 30 (2009)
At-Bats: Six, vs. Nebraska (GM1), 3/14/09
Runs Scored: Three, at New Mexico, 4/1/09
Hits: Three, vs. Nebraska (GM1), 3/14/09
RBI: Two, several times
Doubles: One, several times
Triples: One, vs. Nebraska (GM2), 3/14/09
Home Runs: One, twice
Walks: One, several times
Strikeouts: Two, several times
Stolen Bases: None
Career Long Hit Streak: 11 Games (2009)



LOGAN BROWN
Sophomore Outfielder
Harlingen, TX (Harlingen South)

2009

- Seen action in 19 games while making six starts in the outfield.
- Has been used as a late inning defensive substitute in several games.
- Knocked in his first career RBI on Feb. 22 against Texas-Pan American.

CAREER HIGHS

Games Played (Season): 21 (2009)
Games Started (Season): 6 (2009)
At-Bats: Four, vs. Gonzaga, 3/7/09
Runs Scored: One, several times
Hits: One, twice
RBI: One, vs. UT-Pan American, 2/22/09
Doubles: None
Triples: None
Home Runs: None
Walks: One, several times
Strikeouts: Three, twice
Stolen Bases: One, twice
Career Long Hit Streak: 1 Games (2009)



KENGRAY FLEMING
Freshman Outfielder
Louisia, Va. (Louisia)

2009

- Has played in 12 games while making nine starts in the outfield.
- Has been successful moving runners over with a team high three sacrifice hits.

CAREER HIGHS

Games Played (Season): 12 (2009)
Games Started (Season): 9 (2009)
At-Bats: Three, twice
Runs Scored: One, vs. New Mexico, 2/24/09
Hits: One, twice
RBI: None
Doubles: None
Triples: None
Home Runs: None
Walks: One, twice
Strikeouts: Two, twice
Stolen Bases: None
Career Long Hit Streak: 1 Games (2009)



JOEY KENWORTHY


Junior Shortstop
Houston, TX (Cypress Falls)

2009

- Played in every game so far, making starts in 29-of-30 games.
- Had to make the move to shortstop following Garrett Totten's preseason injury.
- His 92 assists lead the team.
- Leads the team with 13 multiple-hit games.
- Had a career high 4 RBIs in the season opener against Southern Utah.
- Went 3-for-4 with two RBIs and two runs in the first of two games against UC-Riverside.
- Followed the three-hit performance with another in the second game against Riverside.
- Totaled another three-hit performance against Gonzaga, going 3-for-4 with two runs and two RBIs.
- Finished the road trip with his fourth three-hit outing in his last five games, going 3-for-5 against Oregon State, while scoring two runs.
- Went 1-for-5 with three RBIs in the series opener against Nebraska, bringing his RBI season total to 14.
- Was 3-for-4 and scored one run in the series opening loss to Texas on March 27.
- Helped lead the Red Raiders over New Mexico on March 31 going 3-for-4 with three scored runs.

CAREER HIGHS

Games Played (Season): 55 (2008)
 Games Started (Season): 55 (2008)
 At-Bats: Six, twice
 Runs Scored: Four, vs. Army, 2/24/08
 Hits: Three, several times
 RBI: Four, vs. Southern Utah, 2/20/09
 Doubles: One, several times
 Triples: One, twice
 Home Runs: One, twice
 Walks: Three, several times
 Strikeouts: Three, at Baylor, 3/20/09
 Stolen Bases: One, several times
 Career Long Hit Streak: 9 Games (2008)



SCOTT LEJEUNE

Freshman DH/Infielder
Austin, TX (McNeil)

2009

- Has played in 29 games, including 22 starts so far this season.
- Been used mainly in the designated hitter slot.
- Had a two RBI pitch-hit triple in the opening weekend finale.
- In the next game against New Mexico, he went 3-for-5 with a RBI, the RBI came on his first career home run.
- Was 4-for-10 including three RBIs in the opening series against Nebraska.
- Went 7-for-11 at the plate in the conference series against Baylor including a career high night 5-for-5 with three RBIs in a loss March 21.
- Was 2-for-5 at the plate while scoring one run in a loss to New Mexico on April 1.

CAREER HIGHS

Games Played (Season): 29 (2009)
 Games Started (Season): 22 (2009)
 At-Bats: Five, several times
 Runs Scored: Two, vs. Nebraska (GM1), 3/14/09
 Hits: Five, at Baylor (3/21/09)
 RBI: Three, at Baylor (3/21/09)
 Doubles: One, twice
 Triples: One, vs. UT-Pan American, 2/22/09
 Home Runs: One, vs. New Mexico, 2/25/09
 Walks: One, several times
 Strikeouts: Four, at UC-Riverside, 3/3/09
 Stolen Bases: One, vs. Nebraska (GM1), 3/14/09
 Career Long Hit Streak: 7 Games (2009)



LOGAN LESLIE

Junior Infielder
Lubbock, TX (Lubbock Christian)

2009

- Seen action in 15 games, mostly as a pinch hitter, but has made two starts as the designated hitter.
- Hit his first career home run in Tech's 9-5 loss to UC-Riverside on March 5.
- Went 1-for-2 with one RBI in the series win over Nebraska.

CAREER HIGHS

Games Played (Season): 24 (2008)
 Games Started (Season): 2 (2008)
 At-Bats: Four, vs. San Francisco, 3/6/09
 Runs Scored: Two, at Oklahoma State, 5/11/08
 Hits: Two, twice
 RBI: Two, several times
 Doubles: One, several times
 Triples: None
 Home Runs: One, vs. UC-Riverside, 3/5/09
 Walks: One, several times
 Strikeouts: One, three times
 Stolen Bases: None
 Career Long Hit Streak: 1 Games



MASON MACNOLL

Freshman Outfielder
Abilene, TX (Wylie)

2009

- Played in 18 games while making 11 starts.
- Has struggled at the plate so far as he has gone 4-for-28 so far this season.
- Totaled two RBIs on the season.

CAREER HIGHS

Games Played (Season): 18 (2009)
 Games Started (Season): 11 (2009)
 At-Bats: Five, at UC-Riverside, 3/3/09
 Runs Scored: One, at CS Northridge, 2/27/09
 Hits: One, several times
 RBI: One, twice
 Doubles: None
 Triples: None
 Home Runs: None
 Walks: One, several times
 Strikeouts: Two, at CS Northridge, 2/28/09
 Stolen Bases: None
 Career Long Hit Streak: 1 Games (2009)



JEREMY MAYO
Sophomore Catcher
Lubbock, TX (Monterey)

2009

- Has split time between catcher and designated hitter but is Tech's strongest defender behind the dish.
- Missed six games after dislocating his finger against Southern Utah on Feb. 23.
- Had three RBIs in Tech's 6-5 victory over Texas-Pan American.
- Hit only his second career home run in Tech's win over Gonzaga ... was 2-for-4 with two RBIs against the Zags
- Went 2-for-2 in a loss to Dallas Baptist on March 11.
- Extended his six-game hit streak, going 2-for-4 including two home runs and four RBIs in the series finale against Nebraska on March 15 ... the four RBIs marked a new career high.
- One of only two players with multiple hits against Lubbock Christian, going 2-for-4 and scoring one run in the win.
- Went 2-for-4 with two RBIs and his fourth home run of the season in Tech's series opening loss against Texas.
- Smashed a two-run home run against New Mexico on April 1, making this his sixth home run of the season.

CAREER HIGHS

Games Played (Season): 28 (2008)
Games Started (Season): 19 (2009)
At-Bats: Four, several times
Runs Scored: Two, several times
Hits: Two, several times
RBI: Four, vs. Nebraska, 3/15/09
Doubles: One, several times
Triples: None
Home Runs: Two, vs. Nebraska, 3/15/09
Walks: Two, several times
Strikeouts: Three, at Texas, 3/28/09
Stolen Bases: None
Career Long Hit Streak: 6 Games (2009)



MICHAEL REED
Junior Left fielder
McKinney, TX (Grayson C.C.)

2009

- Has started every game for the Red Raiders.
- After beginning the season in the outfield, Reed moved to second base to fill the gap following Willie Rueda's injury.
- Drew four walks and scored three runs in his debut as a Red Raider.
- Went 2-for-4 with two RBIs in the opening weekend finale.
- Knocked in two of Tech's three runs in the middle game of the Cal-State Northridge series as he also went 3-for-5 on the day.
- Drew two walks and scored four runs in the series against Nebraska.
- Went 5-for-13 in the Baylor series weekend including a 2-for-5, one run and one RBI performance in the series finale win March 22.
- Smashed his first career home run against New Mexico on March 31 ... was 4-for-5 with two RBIs and three scored runs for the day.

CAREER HIGHS

Games Played (Season): 30 (2009)
Games Started (Season): 30 (2009)
At-Bats: Five, several times
Runs Scored: Three, twice
Hits: Four, at New Mexico, 3/31/09
RBI: Two, vs. CS Northridge, 2/28/09
Doubles: One, several times
Triples: None
Home Runs: One, at New Mexico, 3/31/09
Walks: Four, vs. Southern Utah, 2/20/09
Strikeouts: Three, at UC-Riverside, 3/3/09
Stolen Bases: Two, vs. Southern Utah, 2/20/09
Career Long Hit Streak: 5 Games (2009)



CHRIS RICHBURG
Senior First Baseman
Lubbock, TX (Frenship)

2009

- Started every game so far at first base.
- Smashed five home runs within Tech's first 14 games.
- Currently leads the team with 33 RBIs.
- Went 2-for-4 in the season opener with a solo home run and 2 RBIs.
- Knocked in four of Tech's 10 runs against New Mexico, going 3-for-4 with three runs and his second home run of the season.
- Followed that performance with a 2-for-4, three RBI performance the following day
- Also homered in consecutive games in the New Mexico series .
- Drove in two runs on a 2-for-4 day in the opener against UC-Riverside.
- Hit his fourth home run of the season the following day, while going 2-for-3 with three RBIs .
- Gave Tech a 6-5 lead with a two-run shot against Oregon State before Tech would allow three runs in the bottom of the inning.
- Extended his hitting streak to five games by going 6-for-9 in the conference series win over Nebraska including four RBIs for the weekend.
- Recorded his sixth home run of the season March 18 against Texas A&M-Corpus Christi.
- Tied his career high for home runs in a single season during the series finale win over Baylor, going 3-for-5 with two home run, resulting in four RBIs for the day.
- Went 5-for-11 during the conference series including a 1-for-3 performance with three RBIs and his 9th home run of the season to lead Tech over Texas in the middle game of the weekend series.

CAREER HIGHS

Games Played (Season): 30 (2005 & 2008 & 2009)
Games Started (Season): 30 (2009)
At-Bats: 6, vs. UTSA, 2/25/08
Runs Scored: Three, several times
Hits: Four, three times
RBI: Seven, vs. Dallas Baptist, 5/11/07
Doubles: Two, several times
Triples: One, several times
Home Runs: Two, vs. Baylor, 3/22/09
Walks: Four, vs. Southern Utah, 2/21/09
Strikeouts: Three, vs. UL-Lafayette, 2/23/08
Stolen Bases: One, several times
Career Long Hit Streak: 15 Games (2009)




WILLIE RUEDA
Senior Second Baseman
El Paso, TX (Bel Air)

2009

- Began the season as one of Tech's top hitters with a .400 batting average through three games prior to injuring his hamstring running to first base in the second game against Southern Utah.
- Prior to his injury, he had already stolen five out of six bases.
- Went 3-for-5 in the first game against Texas-Pan American ... knocked in his lone RBI in the season opener.
- Returned to the lineup on March 11 as a pinch hitter against Dallas Baptist after missing 11 games due to injury.
- In his first start since his injury, Rueda went 2-for-4 with one RBI and one run to lead his team to a series win over Nebraska.
- Went 4-for-12 in the Baylor series including a 1-for-4 with two runs scored performance in the series finale win March 22.

CAREER HIGHS

Games Played (Season): 53 (2006 & 2008)
Games Started (Season): 53 (2006)
At-Bats: Seven, vs. Texas Wesleyan, 3/29/06
Runs Scored: Three, several times
Hits: Four, three times
RBI: Five, at TAMU-CC, 3/18/08
Doubles: One, several times
Triples: One, several times
Home Runs: One, vs. Missouri, 5/13/06
Walks: Three, twice
Strikeouts: Four, at Texas A&M 3/26/06
Stolen Bases: Four, vs. Central Arkansas, 3/4/08
Career Long Hit Streak: 10 Games (2008)



GARRETT TOTEN


Freshman Infielder
Brier, Wash. (Kings)

2009

- Missed the first 10 games of the season before making his debut against UC-Riverside in the Palm Springs Invitational.
- Went 3-for-7 with three runs scored in the conference series win over Nebraska.
- Smashed his first career home run in the win over Baylor with his grand slam in the fourth inning, finishing the day 2-for-4 with a career-high five RBIs

CAREER HIGHS

Games Played (Season): 20 (2009)
 Games Started (Season): 15 (2009)
 At-Bats: Five, at TAMU-CC, 3/17/09
 Runs Scored: Two, vs. Nebraska, 3/15/09
 Hits: Two, twice
 RBI: Five, vs. Baylor, 3/22/09
 Doubles: One, at Texas, 3/28/09
 Triples: None
 Home Runs: One, vs. Baylor, 3/22/09
 Walks: Two, twice
 Strikeouts: Two, several times
 Stolen Bases: One, vs. Dallas Baptist, 3/11/09
 Career Long Hit Streak: 5 Games (2009)



KEVIN WHITEHEAD

Freshman Catcher
Tacoma, Wash. (Franklin Pierce)

2009

- Has appeared in 18 games so far, making 14 starts.
- Split time at catcher and the designated hitter slot.
- Made six-consecutive starts at catcher following Jeremy Mayo's injury.
- Was one of two Tech players with more than one hit in the middle game of the Cal-State Northridge series.
- Snapped a streak of 19 at-bats without a hit with a leadoff double in the fifth.
- Recorded his first career home run in Tech's loss to New Mexico on April 1 ... finished the day 1-for-3 with two RBIs.

CAREER HIGHS

Games Played (Season): 18 (2009)
 Games Started (Season): 14 (2009)
 At-Bats: Five, vs. UT-Pan American, 2/22/09
 Runs Scored: One, several times
 Hits: Two, several times
 RBI: Two, vs. Southern Utah, 2/20/09
 Doubles: One, twice
 Triples: None
 Home Runs: One, at New Mexico, 4/1/09
 Walks: Two, twice
 Strikeouts: Three, vs. San Francisco, 3/6/09
 Stolen Bases: None
 Career Long Hit Streak: 2 Games (2009)

ROSTERS

NUMERICAL

NO.	NAME	POS	HT	WT	B/T	CL-EXP	HOMETOWN/PREVIOUS SCHOOL
1	Willie Rueda	INF	5-7	146	L/R	Sr-3L	El Paso, Texas/Bel Air
2	Michael Reed	OF	5-7	163	L/R	Jr-TR	McKinney, Texas/Grayson County CC
3	Garrett Totten	INF	5-9	172	R/R	Fr-HS	Brier, Wash./Kings
4	Mehdi Alavi	C	5-8	180	L/R	So-TR	Batesville, Ind./Vincennes J.C.
5	Jeremy Mayo	C	5-10	194	R/R	So-1L	Lubbock, Texas/Monterey
6	Joey Kenworthy	INF	5-5	152	S/R	Jr-2L	Houston, Texas/Cypress Falls
7	Kevin Whitehead	C	6-1	207	S/R	Fr-HS	Tacoma, Wash./Franklin Pierce
8	Logan Brown	OF	5-8	183	R/R	So-1L	Harlingen, Texas/Harlingen South
9	Kellen Monreal	OF	6-1	201	R/R	Jr-TR	Ennis, Texas/New Mexico JC
10	Justin Berry	INF	5-11	183	R/R	Fr-HS	Austin, Texas/Austin High
11	Nick Hanslik	OF	6-2	215	R/R	Fr-HS	Wolfforth, Texas/Frenship
12	Brandon Foster	RHP	6-2	207	R/R	Fr-HS	Amarillo, Texas/Randall
17	Taylor Ashby	OF	6-0	183	R/R	Jr-2L	Lubbock, Texas/Monterey
18	Brennan Stewart	RHP	6-0	173	R/R	Fr-RS	Round Rock, Texas/McNeil
19	Mason Macnoll	OF	5-10	176	L/L	Fr-HS	Abilene, Texas/Wylie
24	Nathan Karns	RHP	6-3	223	R/R	Jr-1L	Arlington, Texas/North Carolina State
25	Louis Head	RHP	5-11	170	R/R	Fr-HS	Katy, Texas/Cinco Ranch
26	Lorenzo Douglas	RHP	5-10	166	R/R	Sr-1L	Sachse, Texas/Weatherford College
28	Ben Flora	LHP	5-10	154	L/L	Fr-HS	Plano, Texas/Plano West
29	Austin Quick	LHP	5-11	177	L/L	So-1L	Austin, Texas/Cedar Park
30	Scott LeJeune	INF	5-11	185	L/L	Fr-HS	Austin, Texas/McNeil
31	Kengray Fleming	OF	5-11	173	L/L	Fr-HS	Louisa, Va./Louisa County
32	Chris Richburg	INF	6-2	208	R/R	Sr-3L	Lubbock, Texas/Frenship
34	Logan Leslie	INF	6-2	189	L/R	Jr-1L	Lubbock, Texas/Odessa College
35	Chad Bettis	RHP	6-0	193	R/R	So-1L	Lubbock, Texas/Monterey
36	Jordan Stern	RHP	6-4	217	R/R	So-1L	Plano, Texas/Plano Senior High
40	Robert Kilcrease	LHP	6-0	178	L/L	So-1L	Round Rock, Texas/Round Rock
41	Colton Farrar	RHP	6-2	202	R/R	Fr-HS	Royse City, Texas/First Baptist Academy
42	Brian Cloud	RHP	6-4	218	R/R	Sr-3L	Lubbock, Texas/Cooper
43	Cory Large	LHP	6-2	183	L/L	Sr-3L	Bedford, Texas/L.D. Bell
44	Miles Morgan	RHP	6-4	209	R/R	Sr-1L	Lubbock, Texas/Coronado
45	AJ Ramos	RHP	5-10	204	R/R	Sr-3L	Lubbock, Texas/Estacado

ALPHABETICAL

NO.	NAME	POS
4	Mehdi Alavi	C
17	Taylor Ashby	OF
10	Justin Berry	INF
35	Chad Bettis	RHP
8	Logan Brown	OF
42	Brian Cloud	RHP
26	Lorenzo Douglas	RHP
41	Colton Farrar	RHP
31	Kengray Fleming	OF
28	Ben Flora	LHP
12	Brandon Foster	RHP
11	Nick Hanslik	OF
25	Louis Head	RHP
24	Nathan Karns	RHP
6	Joey Kenworthy	INF
40	Robert Kilcrease	LHP
43	Cory Large	LHP
30	Scott LeJeune	INF
34	Logan Leslie	INF
19	Mason Macnoll	OF
5	Jeremy Mayo	C
9	Kellen Monreal	OF
44	Miles Morgan	RHP
29	Austin Quick	LHP
45	AJ Ramos	RHP
2	Michael Reed	OF
32	Chris Richburg	INF
1	Willie Rueda	INF
36	Jordan Stern	RHP
18	Brennan Stewart	RHP
3	Garrett Totten	INF
7	Kevin Whitehead	C

COACHING STAFF

Head Coach: 13 Dan Spencer (First Season)

Assistant Coach: 14 Ed Gustafson (First Season)

Assistant Coach: 20 Trent Petrie (Second Season)

Volunteer Assistant Coach: 33 Andy Jarvis (Second Season)

Director of Operations: Daren Hays (10th Season)

Athletic Trainer: Shawn Lindsey

Equipment Manager: Shishir Bhakta

Student Manager: Scott Erzinger

PRONUNCIATION GUIDE

Willie RUEDA _____ Red-UH

Garrett TOTTEN _____ Tot-uhn

MEHDI ALAVI _____ Meddy Uh-LAH-vee

Kellen MONREAL _____ Mahn-REE-all

Mason MACNOLL _____ Mac-nahl

Scott LeJeune _____ LAH-zhooon

Colton FARRAR _____ FAR-arrh