



2012 Track and Field

TEXAS TECH

Track and Field Contact: Britton Drown C: (972) 679-5094 O: (806) 742 2770 Email: britton.drown@ttu.edu
Web: TexasTech.com Twitter: @TechAthletics

INDOOR

January

- 13-14 Texas Tech Open Lubbock, TX All Day
- 20 - 21 Texas Tech Invitational Lubbock, TX All Day
- 27 -28 Texas A&M Challenge College Station, TXAll Day

February

- 3-4 New Balance Invitational New York, NY All Day
- 4 Texas Tech Open Lubbock, TX All Day
- 10 New Mexico Invitational Albuquerque, N.M All Day
- 10-11 Tyson Invitational Fayetteville, Ark All Day
- 24 - 25 Big12 Indoor Championships College Station, TX All Day

March

- 3 Last Chance Meets TBA All Day
- 9 - 10 NCAA Indoor Championships College Station, TX All Day

OUTDOOR

- 17 Spring Break Meet TBAAll Day
- 24 UTEP Invitational El Paso, TXAll Day
- 28-31 Texas Relays Austin, TXAll Day

April

- 7 LSU Invitational Baton Rouge, LaAll Day
- Stanford Invitational Palo Alto, Calif.All Day
- 14 Texas Tech Invitational Lubbock, TXAll Day
- 19 - 21 Mt SAC Relays Walnut, CalifAll Day
- 26 - 28 Penn. Relays Philidelphia, Pa.All Day

May

- 5 Texas Tech Invitational Lubbock, TXAll Day
- 11-13 Big 12 Outdoor Championships.. Manhattan, Kan.All Day
- 24-26 NCAA West Preliminary Austin, TX All Day

June

- 6-9 NCAA Outdoor Championships ..Des Moines, IaAll Day



MEET QUICK FACTS

What Texas A&M Mondo Challenge
When Jan. 27-28
Where College Station, Texas /Gilliam Indoor Track Stadium.
Who Texas Tech (M/W), Texas A&M (M/W), Arizona State (M/W), Oregon (M/W), Tennessee (M/W), Florida (M/W).

SCHEDULE OF EVENTS*

Friday:
 Running Events: 1:30 p.m.
 Combined Events: 6 p.m.

Saturday:
 Combined Events: 11 a.m.
 Running Events: 12:30 a.m.
 Field Events: 1:30 p.m.

*Detailed Schedule can be found on page 4 of notes

TECH HEADS TO TEXAS A&M MONDO CHALLENGE

After hosting back-to-back home meets to begin the 2012 indoor season, the Texas Tech track and field team will make its first road trip of the season by participating in the Texas A&M Mondo Challenge this weekend in College Station. The two-day meet will provide the most challenging competition the Red Raiders and No. 8 Lady Raiders have seen this season by boasting teams from the Big 12, SEC and Pac-12 conferences with nearly every team appearing in the most recent USTFCCA Top 25 rankings released on Tuesday. Tech enters the meet after garnering a total of 21 first place finishes in their first two meets of the season.

Team	Natl. Rank
Oregon Women	1
Florida Men	2
Texas Tech Women	8
Florida Women	9
Texas A&M Women	11
Tennessee Women	17
Oregon Men	19
Arizona State Women	21

WHO TO WATCH: BRYCE LAMB

Bryce Lamb | Jr. Jumps

In his opening jump of the season, junior All-American Bryce Lamb leaped in an impressive 26'-0.75" on Friday during the first day of competition at the Texas Tech Open. Entering this weekend, the mark leads the nation, and marked the third longest indoor jump of his career. Lamb jumped 26'-8.50 to set the school record at the Big 12 Indoor Championships on Feb. 27, 2010.

The Lamb File

Hometown: Chandler, Ariz.
Noteworthy: Hasn't missed a beat entering his junior indoor campaign...top high-point scorer as a freshman at the 2010 Big 12 Indoor Championships (20)...named Big 12 Performer of the Year and Freshman Indoor Championship in 2010.



TECH ENDS HOME STAND ON HIGH NOTE

The Texas Tech track and field team wrapped up their second home meet of the season Saturday afternoon inside the Athletic Training Center. As the Texas Tech Open came to a close, it marked the conclusion of back-to-back home meets to open the indoor season, and head coach Wes Kittley said he was pleased with what his team was able to accomplish in the short time period. The Red Raider and No. 8 Lady Raiders had a total of nine first place finishes during the meet along with several impressive performances. Junior Bryce Lamb's season opening jump of 26'-0.75" won the long jump. The mark led the nation after Friday night.



2012 Roster

Name	Position	Year	Hometown/High School/Last College
Men's			
Preston Aldous	Middle Distance	Fr	Lubbock/Lubbock
Killian Barry	Throws	Fr	Dublin, Ireland/Belvedere College S.J.
Taheric Brantley	Sprints	So	Lubbock/Lubbock
Shane Brathwaite	Hurdles/Sprints	Sr-Tr	Central Arizona
Bo Burgess	Sprints/Hurdles	Fr	Fort Worth/Kennedale
Brendan Devlin	Distance	Jr-Tr	Weston, Mass./Weston/UMASS-Lowell
Jeremy Doddridge	Pole Vault	So	El Paso/Coronado HS
Cory Duffield	High Jump		Schertz, Texas
Travis Dunn	Jumps	Fr	Lubbock/Coronado
Casey Felton	Decathlon	So	Amarillo/Randall
Isaiah Gill	Sprints/Hurdles		Plainfield, NJ
Kyle Gooch	Throws	Fr	Millsap, Texas/Millsap
Nick Green	Decathlon	Sr	Houton/Cinco Ranch
Josh Harris	Distance	Jr-Tr	Big Spring, Texas/Big Spring/South Plains
Markus Henderson	Sprints	Sr	Lewisville, Texas/Spring Texas
Taji Henley	Throws	Fr	Spring, Texas
Connor Hughey	Middle Distance	So	Argyle, Texas/Argyle
Valentino Julien	Distance	Jr	San Jose, Calif./Willow Glenn
Paul Julmeus	Distance	Sr	Miami, Fla./Christopher Columbus
Bryce Lamb	Jumps	Jr	Chandler, Ariz./Chandler
Jamele Mason	Sprints/Hurdles	Sr	Houston/Spring Westfield
Ryan McDowell	Sprints/Hurdles	Jr	Odessa, Texas/Permian
Ben McRoy	Sprints	So	Lakeland, Fla./Lakeland
Kendall McVey	Middle Distance	Fr	Albuquerque, N.M./Cibola
Michael Menefeld	Long Jump/Triple Jump	Fr.	Big Spring, Texas/Big Spring
Kyal Meyers	Pole Vault	So	Tucson, Ariz./China Spring
Kade Parker	Distance	So	Big Spring, Texas/Big Spring
Ryand Pease	Sprints	So	Abilene, Texas/Wylie
Gil Roberts	Sprints	Sr	Oklahoma City/Millwood
Brandon Schaeffer	Sprints/Middle Distance	Fr	Dallas/Liberty
Boston Spiva	Pole Vault	Jr	Arlington, Texas/Arlington
Reid Strong	Distance	So	Abilene, Texas/Wylie
Nick Tam	High Jump	So	Mineral Wells/Mineral Wells
Brandon Tucker	Hurdles	Sr	Lewisville, Texas/Lewisville
Sirron Warren	Middle Distance	So-Tr	Plano/Plano/Louisville
Kole Weldon	Throws	So-Tr	Jacksboro, Texas/Jacksboro/Midwestern
Sadiki White	Middle Distance	So-Tr	Millstone, N.J.
Dellon Williams	Jumps	Sr-Tr	Trinidad & Tobago/Cunupia/South Plains

Women's			
Erica Alexander	Sprints	Sr-Tr	Friendswood, Texas/Clear-Brook/USC
Mariam Amandu	Sprints/Hurdles	Fr	Newark, N.J./Kingwood Park
McKenzie Archer	Distance	Fr	Lubbock, Texas
Devin Bailey	Middle Distance	Sr-Tr	Coppell, Texas/Coppell/Houston
Paisley Campbell	Sprints	So	Arlington, Texas/Summit
Hannah Carson	Throws	Fr	Chandler, Ariz./Chandler
Kelly Closse	Throws	Sr-Tr	Les Abymes, France/Lousi Thuillier/South Plains
Taylor Evans	Sprints	Sr-Tr	Phoenix, Ariz./South Mountain/LSU
Terra Evans	Sprints	Sr	Phoenix, Ariz./South Mountain
Roxie Greve	Sprints/Hurdles	Sr	Sugar Land, Texas/Fort Bend Clements
Katie Grimes	Hurdles Heptathlon	Jr.	Canyon, Texas/Canyon
Cadija Harris	Combined Events	Fr	Chandler, Ariz./Chandler
Candance Jackson	Sprints	Jr	Dallas/Dallas Skyline
Quiana Jackson	Distance	Sr	Chandler, Ariz./Chandler
Caroline Jeptling	Distance	Sr-Tr	Kosirai, Kenya/Kapkenda Girls/New Mexico Junior College
Olivia Lewis	Sprints	Jr-Tr	St.Louis/GatewayInstituteofTechnology/NewMexicoJuniorCollege
Adrienne Long	Throws	So	Mesquite, Texas/Horn
Karlyn Meyers	Javelin	Jr	China Spring, Texas/China Spring
Precious Nwokey	Jumps/Combined Events	Sr-Tr	Houston/Westbury/Kentucky
Ifeatu Okafor	Throws	Jr	Houston/Westbury
Michaela Palu	High Jump	Fr	San Antonio/Marshall
Natalie Parker	Sprints	Jr	Pampa, Texas/Pampa
LeTristan Pledger	Sprints/Hurdles	Sr	Plano, Texas/Plano East
J'Cee Pool	Throws	Fr	Amarillo/Borger
Chelsea Scott	Distance	So	Keller, Texas/Keller
Kristyn Smith	Sprints	Sr	San Antonio, Texas/Churchill
Rose Tanui	Distance	Sr-Tr	Burt Forest, Kenya/Kapkenda Girls/TCU
Tara Thomas	Sprints	Sr-Tr	Dallas/Dallas Skyline/Miami (Fla.)
Caitlin Waters	Middle Distance	Jr-Tr	Clovis, New Mexico/Clovis/Baylor
Kaci Westervelt	Distance	Sr	Coppell, Texas/Coppell
Shade Weygandt	Pole Vault	Jr	Mansfield, Texas/Mansfield
Cierra White	Sprints	Fr	Philadelphia/G.W. Carver



Event Schedule

Friday, Jan. 27	
Running Events Day 1	
1:30 p.m.	5000m Men
6:30 p.m.	DMR Women, Men to follow
	5,000m Women
Combined Events	
6 p.m.	60m Hurdles Women (P)
	60m Dash Men (H)
	High Jump Women (P)
	Long Jump Men (H)
	Long Jump <i>Olympic Development</i> Men
	Shot Put Women (P), Men (H)
	Long Jump Women (P)
	High Jump Men (H)
	800m Run Women (P)
Saturday, Jan. 28	
Combined Events -11 a.m.	
	60m Hurdles Men (H)
	Pole Vault Men (H)
	1000m Run Men (H)
Field Events	
1:30 p.m.	Triple Jump Women Trials & Finals
	Long Jump Men Trials & Finals
	Weight Throw Men Trials & Finals
	Shot Put Women Trials & Finals
	Pole Vault Women, Men Finals
3 p.m.	High Jump Women, Men Finals
	Weight Throw Womens Trials & Finals
	Shot Put Men Trials & Finals
	Long Jump Women Trials & Finals
	Triple Jump Men Trials & Finals
Running Events - 12:30 p.m.	
Preliminaries	
	60m Hurdles Women, Men
	60m Dash Women, Men
1:45 p.m.	1000m Run Men
	*** <i>National Anthem/Coaches Introductions</i> ***
	3000m Run Women, Men SEC vs. Time
	600y Run Women, Men SEC vs. Time
	60m Hurdles Women, Men Finals
	60m Hurdles Women, Men <i>Olympic Dev.</i>
	400m Dash Women, Men SEC vs. Time
	400m Dash Women, Men <i>Olympic Dev.</i>
	60m Dash Women, Men Finals
	800m Run Women, Men SEC vs. Time
	200m Dash Women, Men SEC vs. Time
	200m Dash Women, Men <i>Olympic Dev.</i>
	Mile Run Women, Men SEC vs. Time
	4x400 Relay Women, Men SEC vs. Time

Athletics Communications



Britton Drown
 Assistant Director/Athletics Communications
 Track and Field Contact
 britton.drown@ttu.edu
 Cell: (972) 679-5094

Blayne Beal
 Associate AD/Communications
 blayne.beal@ttu.edu
 Cell: (806) 790-7924

Athlete Interviews and Event Coverage

Head Track and Field Coach Wes Kittley and select athletes will be made available to the media upon appointments made with the Texas Tech media relations staff. Requests for interviews with athletes should be directed to Assistant Director Britton Drown at least 24 hours in advance. Every effort possible will be made to arrange interviews with coaches and athletes per the request of a recognized media outlet.

Official Athletics Website - TexasTech.com

The official website of Texas Tech athletics can be found by visiting www.TexasTech.com. Texas Tech track and field media releases along with up-to-date content covering the entire Texas Tech Athletics Department can be found by visiting TexasTech.com. The website also contains schedules, rosters and meet information for the Texas Tech track and field team.

Video Highlights

Video highlights for select Texas Tech track and field events can be found by visiting the official file-share website of Texas Tech Athletics at www.TTUMedia.com. A login and password is required to access the website, and will be provided by contacting Britton Drown or a representative of the Texas Tech media relations staff.

WHO TO WATCH: KELLY CLOSSE



Sr. | Throws

Closse has been one of the most productive field athletes for the No. 8 Lady Raiders. The senior has already garnered four first place finishes on the year, while breaking a school and Athletic Training Center record in the process with a toss of 68'-7.25" last weekend. The returning All-American currently holds four of the top five weight throw marks in school history, and she is looking to build on that this year after getting off to a fast start.

The Closse File

Hometown: Les Abymes, France
Noteworthy: Indoor All-American in both weight throw and shot put...transferred to Tech from nearby South Plains College prior to the 2011 season...five time NJCAA National Champion at South Plains College...six-time NJCAA All-American.

TECH ENDS FIRST HOME MEET WITH 12 FIRST PLACE PERFORMANCES

One day after watching five athletes grab first place finishes to open the indoor season, the Texas Tech track and field squad wrapped up their first home meet of the season inside the Athletic Training Facility on Jan 14. Tech came away with 12 first place finishes in the meet, and junior Katie Grimes set a new school record in the 55m hurdles on Saturday afternoon. In her first race of the year, Grimes ran a blazing 7.74 in the qualifying round of the 55m hurdles. The Canyon, Texas native blew past New Mexico State's India Cleveland who trailed behind with a time of 8.42.

The No. 8 Lady Raiders also swept the top three in the 55m dash with 2011 All-American Erica Alexander finishing in first with a time of 7.12. Cierra White and Candace Jackson followed in second and third. Meanwhile the Lady Raider 4x400 relay team took home a first place finish, defeating a strong South Plains team with a time of 3:38.23.

TECH RETURNS FIVE INDOOR ALL-AMERICANS

The Texas Tech indoor track and field team will return five athletes who garnered All-American honors during the 2011 indoor season. The men's squad returns junior jumper **Bryce Lamb** who holds the school record for indoor long jump. Meanwhile, the women's squad returns four indoor All-Americans—**Erica Alexander** (Distance Medley Relay), **Kelly Closse** (Shot Put and Weight Throw), **Caroline Jeptling** (Distance Medley Relay) and **Ifeatu Okafor** (Shot Put). Closse currently holds the school record for the weight throw with a toss of 20.26/66'-5.75" on Feb. 26 2011.



TECH ATHLETES RANK AMONG NATION'S BEST AFTER FIRST TWO MEETS

The Texas Tech track and field team enters the Texas A&M Mondo Challenge with 12 athletes ranked in the Top 20 nationally. Atop the list is junior **Bryce Lamb** whose jump of 26'-0.25" in his opening meet of the season on Jan. 20 currently ranks No. 1 nationally. Also included on the list is senior All-American Kelly Clossie who is ranked in the Top 20 nationally in both the shot put (11) and the weight throw (3). Clossie has garnered first place finishes in both events in each of the two opening meets of the season and owns the top four weight throw marks in school history.

Meanwhile, the **Lady Raiders 4x400** relay team has been off to a quick start this season by grabbing two first place finishes in two meets this season. The team recorded a time of 3:38.60 last week at the Texas Tech Open, ranking No. 8 nationally.

Sophomore Kyal Myers has had a successful start to his season, with back-to-back first place finishes in the pole vault. The former Big 12

indoor champion vaulted 17'-4.50 last week to set a personal best. The vault currently ranks No. 9 nationally. The Red Raiders have three hurdlers, **Jamele Mason** (10), **Brandon Tucker** (17) and **Shane Brathwaite** (20) who have Top 20 times in the 60m hurdles.

Tech Athletes Among National Top 20

Men	
- Bryce Lamb (1)	Long Jump
- Dellon Williams (9)	Long Jump
- Kyal Meyers (9)	Pole Vault
- Dellon Williams (12)	Triple Jump
- Brandon Tucker (17)	60M Hurdles
- Shane Brathwaite (20)	60m Hurdles
- Jamele Mason (10)	60m Hurdles

Women	
- Kelly Clossie (3)	Weight Throw
- Kelly Clossie (11)	Shot Put
- Katie Grimes (9)	60M Hurdles
- Precious Nwokey (15)	Long Jump
- Kelly Clossie (14)	Weight Throw

Tech Women's 4x400 Relay
8th Nationally
2 First Place Finishes
 Season-Best Time 3:38.60

TECH WOMEN REMAIN AT NO. 8 IN PRESEASON POLL

The Texas Tech women's indoor track and field team remained at No. 8 in the official United States Track and Field and Cross Country Coaches computer rankings released earlier today. The Lady Raiders opened the season with a No. 8 ranking in the official preseason poll released on Jan. 10.

The Lady Raiders are coming off of a strong showing in each of the first two indoor meets of the season held at the Athletic Training Center on the Texas Tech campus. Highlights from the opening two meets included All-American Kelly Clossie breaking a school and Athletic Training Center record in the weight throw Saturday with a toss of 68'-7.25". Clossie garnered first place finishes in both the weight throw and the shot put in each of the two meets.

Over the weekend, Candace Jackson and Taylor Evans finished in first and second place in the 400 meter dash, while the 4x400 relay team remained unbeaten, capturing its second win of the season. Meanwhile, Katie Grimes broke a school record in the 55m hurdles in the opening meet of the season with a time of 7.74. She followed the performance up by running a 7.77 last weekend. The back-to-back performances marked the top two times in school history.

The Top 10 preseason ranking marked the third time in five years that the Lady Raiders were ranked in the Top 10 to begin the indoor season, and the fourth time in five years that they entered the season in the Top 15.

USTFCCCA Women's Indoor Rankings Wk 1

Rank.	School	Pts
1	Oregon	197.22
2	LSU	140.08
3	Arkansas	124.92
4	Clemson	116.70
5	Texas	112.36
6	UCF	110.77
7	BYU	84.89
8	TEXAS TECH	80.52
9	Florida State	59.58
10	Southern Miss	55.62
11	Texas A&M	53.81
12	Arizona	53.12
13	Georgia	52.20
14	Ohio State	52.09
15	Southern Illinois	51.14
16	Baylor	49.24
17	Tennessee	48.65
18	Stony Brook	47.86
19	Oklahoma	46.78
20	Michigan	46.30
21	Arizona State	45.32
22	Connecticut	44.10
23	Villanova	40.06
24	Stanford	34.84
25	Georgia	34.57

TECH NEWCOMERS RANKED 7TH IN THE COUNTRY

The current newcomers on the Texas Tech women's track and field squad have gained national attention as the team enters for the upcoming 2012 season. The current group has been ranked No. 7 in the nation by Track and Field News. Highlighting the class are four freshmen that were ranked No. 1 in the nation in their specific event during their high school careers.

The freshmen include **Hannah Carson** (javelin), **LaTristan Pledger** (long jump), **Michaela Palu** (high jump) and **Cierra White** (indoor 100-meter). Carson was named Gatorade Athlete of the Year and earned all-state honors at Chandler High School in Candler, Ariz. where she competed in the shot put, high jump, discus and javelin. Pledger earned all-state honors running the 100-meters and 200-meters, while also competing in the 100-meter hurdles and long jump at Washington High School in Kansas City, Kan.

As a standout in the 100-meters, 200-meters, 4X100 meter relay and 4X400 meter relay, White earned All-American honors at G. W. Carver High School in Philadelphia. Palu competed in eight events during her career at Marshall High School in San Antonio, Texas and was a member of the 2009-10 All-State team.

TOP 10 WOMEN'S NEWCOMERS

1. Stanford
2. Oregon
3. USC
4. Texas A&M
5. Clemson
6. LSU
7. Texas Tech
8. Florida
9. Florida State
10. UCF

QUOTE OF THE WEEK

"I see a lot of really good things out of this team. I see this team beginning to form an identity on both sides."

- Associate head coach Rock Light

Stay up to date with breaking news, exclusive photos and LIVE updates from all Texas Tech athletics events by taking advantage of the wide variety of social media outlets brought to you by the Texas Tech athletics communications staff. 'Like' us of Facebook, follow us on Twitter and keep up with our blogs at Tumblr.



facebook.com/TTUathletics



@TechAthletics
@TechGameday



redraidertrackandfieldblog.
tumblr.com/



Official 2012
Media Supplement

TEXAS TECH INDOOR TRACK AND FIELD SCHOOL RECORDS

as of Jan. 14, 2012

MENS INDOOR SCHOOL RECORDS

EVENT	ATHLETE	MARK	DATE
55M	Leon Gordon	6.14^	1/25/97
60M	Julius Walker	6.63	2/29/08
200M	Josephus Howard	20.51	1/31/98
400M	Gil Roberts	45.71	3/14/09
600Y	LaToy Williams	1:08.53	2/6/10
800M	Zach Glavash	1:46.80	2/25/06
1000M	Zach Gwandu	2:22.71	3/13/87
Mile	Gezachw Yossef	4:00.92	3/2/01
3000M	Kevin Chelimo	7:54.92	2/11/06
5000M	Kevin Chelimo	13:48.67	2/9/07
55M Hurdles	Omo Osaghae	7.17^	2/6/10
60M Hurdles	Omo Osaghae	7.60	3/13/10
High Jump	Roland Mitchell	2.22/7'-3.5"	2/25/84
Long Jump	Bryce Lamb	8.14/26'-8.50"	2/26/10
Triple Jump	Bryce Lamb	16.47/54'-00.50"	2/27/10
Pole Vault	Brit Pursley	5.50/18'-5"	2/9/90
Shot Put	Harrison Benjamin	18.14/59'-6.25"	2/25/06
Weight Throw	Jason Young	19.23/63'-1"	2/2/02
Pentathlon	Michael Beasley	3,364	1/29/00
Heptathlon	Aki Heikkinen	5,323	2/23/02
4x400M Relay	Jacob, Beard, Williams, Mathieu	3:04.75	3/5/05
DMR	Kemboi, Butler, Cattin-Masson, Limo	9:45.21	2/26/10

WOMENS INDOOR SCHOOL RECORDS

EVENT	ATHLETE	MARK	DATE
55M	Monique Wright-Cruse	6.81^	1/25/02
60M	Terra Evans	7.37	2/11/11
200M	Nina Roberts	23.23	2/13/99
400M	Licretia Sibley	52.41	2/5/05
600Y	Ngozi Iwu	1:20.38	2/24/01
800M	Shannon Spaulding	2:05.77	3/1/02
1000M	Devin Bailey	2:48.46	2/25/11
1500M	Maria Medina	4:25.50	1/26/85
Mile	Sally Kipyego	4:27.19	2/28/09
3000M	Sally Kipyego	8:48.77	1/17/09
5000M	Sally Kipyego	15:27.42	3/9/07
55M Hurdles	Katie Grimes	7.74	1/14/12
60M Hurdles	Katie Grimes	8.38	2/26/11
High Jump	Lacy Wilson	1.83/6'-0"	2/24/07
Long Jump	Tori Polk	6.47/21'-2.75"	1/28/06
Triple Jump	Amanda Banks	12.64/41'-5.5"	1/13/90
Pole Vault	Shade Weygandt	4.40/14'-5.25"	1/22/11
Shot Put	Patience Knight	17.27/56'-8"	3/15/08
Weight Throw	Kelly Clossie	20.26/66'-5.75"	2/26/11
Pentathlon	Julianne Kennedy	4,116	3/15/08
4x400M Relay	Polk, Lloyd, Evans, Sibley	3:33.85	3/6/04
DMR	Jepleting, Alexander, Biwott, C. Karund	11:01.67	3/11/11



TEXAS TECH OUTDOOR TRACK AND FIELD SCHOOL RECORDS

as of Jan.14 2012

MENS OUTDOOR SCHOOL RECORDS

EVENT	ATHLETE	MARK	DATE
100M	Tyree Gailes	10.11	6/11/04
200M	David Shepard	20.52	5/19/90
400M	Gil Roberts	44.86	5/17/09
800M	Jonathan Johnson	1:44.77	7/12/04
1500M	Gezachw Yossef	3:41.97	3/26/00
Mile	Ricky McCormick	4:04.8	5/25/79
3000M	Michael Njenga	8:29.03	3/21/98
5000M	Kevin Chelimo	13:40.83	4/28/07
10000M	Kevin Chelimo	28:21.29	3/31/07
110M Hurdles	Omo Osaghae	13.23	5/15/11
400M Hurdles	Bryce Brown	49.04	5/15/11
3000M SC	Terrell Pendleton	8:40.6	5/1/76
High Jump	Roland Mitchell	2.22 (7'-3.5")	5/12/91
Long Jump	Thomas Selmon	8.17 (26'-9.75")	4/14/84
Triple Jump	Delroy Poyser	16.69 (54'-9")	1985
Pole Vault	Brit Pursley	5.51 (18'-1")	4/8/89
Shot Put	Harrison Benjamin	18.94 (62'-1.75")	5/17/09
Discus Throw	Julian Wruck	63.42 (208'-1")	5/15/11
Hammer Throw	Jason Young	58.83 (193'-0")	4/13/02
Javelin	Rodrigo Zelaya	73.94 (242'-7")	3/14/91
Decathlon	Aki Heikkinen	7,559 pts	4/29/04
4x100M Relay	Stubblefield, Jones, Brown, Carter	39.03	6/7/86
4x200M Relay	Johnson, Gordon, Miller, Howard	1:22.70	4/26/97
4x400M Relay	Jacobs, Mathieu, Beard, Williams	3:01.69	6/9/05
4x800M Relay	Lepard, Lautenslager, McCormick, Mays	7:23.7	4/6/79
4x1500M	Limo, Higgins, Dawson, Kemboi	15:58.57	4/3/09
Mile Relay	Booker, McCann, Raeburn, Johnson	3:07.05	4/20/02
4xMile Relay	Freeman, Brown, McCormick, Pendleton	16:32.8	4/3/76
Sprint Medley	Mathieu, Gailes, Williams, Johnson	3:13.06	4/8/05
Distance Medley	Mays, Lepard, Lautenslager, McCormick	9:38.47	4/28/79
Shuttle Hurdle	Osaghae, Tucker, Mason, Brathwaite	54.67	4/28/11

WOMENS OUTDOOR SCHOOL RECORDS

EVENT	ATHLETE	MARK	DATE
100M	Terra Evans	11.28	4/28/10
200M	Shereefa Lloyd	23.10	5/1/04
400M	Shereefa Lloyd	51.39	6/11/05
800M	Purity Biwott	2:04.35	5/28/10
1500M	Sally Kipyego	4:06.67	6/14/08
3000M	Leigh Daniel	9:17.68	5/7/99
3000M SC	Irene Kimaiyo	9:55.12	5/4/08
5000M	Sally Kipyego	15:11.88	4/19/08
10000M	Sally Kipyego	31:25.45	5/4/08
100M Hurdles	Katie Grimes	13.21	4/22/11
400M Hurdles	Sandra Iwunze	57.14	5/18/08
High Jump	Lacy Wilson	1.86 (6'-1.25")	4/15/06
Long Jump	Sabrina Taylor	6.38 (20'-11.25")	5/13/06
Triple Jump	Amanda Banks	13.06 (42'-10.25")	6/3/89
Pole Vault	Shade Weygandt	4.45 (14'-7.25")	4/8/11
Shot Put	Ifeatu Okafor	17.77 (58'-3.75")	5/15/11
Discus	D'Andra Carter	57.73 (189'-05")	4/26/08
Hammer	Ozie Okolie	63.18 (207'-03")	4/3/08
Javelin	Shaya Orendorff	45.24 (148'-5")	3/29/03
Heptathlon	Julianne Kennedy	5,306	5/12/07
4x100M	Branch, Lloyd, Cox, Moore	43.97	5/28/05
4x200M	Begelton, Brigham, Stevenson, Barrow	1:36.3	3/28/02
4x400M Relay	Evans, Lloyd, Polk, Sibley	3:29.49	6/12/04
4x800M Relay	Bailey, Jackson, Jepleting, Jobe	8:41.61	4/7/11
4x1600M Relay	Kipsang, Diaz, Kimaiyo, Kipyego	19:36.26	4/26/08
Mile Relay	Evans, Begelton, Barrow, Sibley	3:37.73	4/20/02
4xMile Relay	Yosten, Tidwell, Calhoun, Akerhielm	19:56.92	4/24/03
SMR	Moore, Lloyd, Sibley, Chambers	3:47.50	4/29/05
DMR	Kimaiyo, Boleware, Kipsang, Kipyeg	11:01.17	4/5/08

Texas Tech Track and Field

Top 5 Performances

Men's Indoor

60 Meters

School Record (as of Feb. 28, 2011)

Julius Walker

6.63 set on March 1, 2008

Name	Date	Site	Time
Julius Walker	3/1/08	Big 12 Championship	6.63f
Reggie Hill	2/24/01	Big 12 Championship	6.66f
Julius Walker	2/29/08	Big 12 Championship	6.67f
Julius Walker	3/15/08	NCAA Championship	6.69
Tyree Gailes	3/1/05	NCAA Championship	6.70p

Year-by-Year Performances

Year	Athlete	Time
1998	Joseph Howard	6.80
1999	Shameron Turner	6.75
2000	Carlos Francis	6.75
2001	Reggie Hill	6.66
2002	Carlos Francis	6.78
2004	Tyree Gailes	6.78
2005	Tyree Gailes	6.70
2006	Jansen Hyde	7.01
2007	Ryan Adkins	6.93
2008	Julius Walker	6.63
2009	Julius Walker	6.87

200 Meters

School Record (as of Feb. 28 2011)

Josephus Howard

20.51 set on Jan 31, 2008

Name	Date	Site	Time
Josephus Howard	1/31/98	Howard Rocky Mountain Cup	20.51f
Josephus Howard	1/30/98	Howard Rocky Mountain Cup	20.90p
Albert Booker	2/27/04	Big 12 Championship	20.99
Sameron Turner	1/23/99	Rocky Mountain Cup	20.98f
Josephus Howard	1/25/97	Rocky Mountain Cup	21.02

Year-by-Year Performances

1987	Wooduronn Holman	22.37	2000	Reggie Hill	21.53
1988	Ronnie Green	21.28	2001	REggie Hill	21.18
1989	David Shepard	21.47	2002	Julieon Raeburn	21.21
1990	David Shepard	21.19	2003	Albert Booker	21.21
1991	David Shepard	21.32	2004	Albert Booker	20.99
1992	Tony Brown	22.36	2005	Tyree Gailes	21.13
1993	David Shepard	21.75	2006	Michael Mathieu	21.34
1994	Stacy Martin	22.23	2007	Omo Osaghae	21.90
1995	Dion Miller	21.99	2008	Gil Roberts	21.25
1996	Dion Miller	21.87	2009	Gil Roberts	21.27
1997	Josephus Howard	21.02	2010	Markus Henderson	21.25
1998	Josephus Howard	20.51	2011	Markus Henderson	21.11
1999	Shameron Turner	20.98			



400 Meters
School Record (as of Feb. 28 2011)
Gil Roberts
45.71 set on March 14, 2009

Name	Date	Site	Time
Gil Roberts	3/13/09	NCAA Championships	45.71
Gil Roberts	2/28/09	Big 12 Championships	46.08
Gil Roberts	2/14/09	Texas A&M Invite	46.17
Albert Booker	3/1/03	Big 12 Championships	46.34
Gil Roberts	2/25/11	Big 12 Championships	46.39f

Year-by-Year Performances

1987	Gary Brown	48.82
1988	Lew Mays	49.50
1989	Lew Mays	48.27
1990	Chris Davis	47.72
1991	Ronnie Green	49.00
1992	Chris Davis	48.48
1993	Keith Black	48.39
1994	Tinnis Hines	49.18
1995	Andrew Callis	48.32
1996	Jay De La Garza	48.25
1997	Desmond Johnson	46.85
1998	Rohan McDonald	46.49
1999	Rohan McDonald	46.73
2000	Desmond Johnson	46.65
2001	Reggie Hill	21.18
2002	Julieon Raeburn	21.21
2003	Albert Booker	21.21
2004	Albert Booker	20.99
2005	Tyree Gailes	21.13
2006	Michael Mathieu	21.34
2007	Omo Osaghae	21.90
2008	Gil Roberts	21.25
2009	Gil Roberts	21.27
2010	Markus Henderson	21.25
2011	Markus Henderson	21.11

800 Meters
School Record (as of Feb. 28 2011)
Zach Glavash
1:46.80 set on Feb. 25, 2006

Name	Date	Site	Time
Zach Glavash	2/25/06	Big 12 Championships	1:46.80
Jonathan Johnson	3/5/05	ISU Last Chance	1:47.22
Jonathan Johnson	3/12/05	NCAA Championships	1:47.92
Jonathan Johnson	3/1/02	ISU Last Chance	1:48.00
Zach Glavash	3/11/06	NCAA Championships	1:48.86f

Year-by-Year Performances

1988	Winston Steele	1:58.73
1989	Zach Gwandu	1:54.58
1990	Martin Del Hierro	1:55.54
1991	Eric Dill	1:58.53
1992	Bob Hockman	2:01.39
1993	Don Koontz	1:53.83
1994	Don Koontz	1:55.36
1995	Don Koontz	1:51.89
1996	Quent Bearden	1:52.04
1997	Quent Bearden	1:52.45
1998	Samson Ngetich	1:57.88
1999	Samson Ngetich	1:55.90
2000	Gezachw Yossef	1:50.41
2001	Gezachw Yossef	1:49.62
2002	Jonathan Johnson	1:48.00
2003	Jonathan Johnson	1:49.94
2004	Jonathan Johnson	1:49.56
2005	Jonathan Johnson	1:47.22
2006	Zach Glavash	1:46.80
2007	Zach Glavash	1:49.60
2008	Silas Kemboi	1:52.60
2009	Gilbert Limo	1:53.08
2010	Silas Kemboi	1:50.33
2011	Connor Hughey	1:57.60

600 Yards
School Record (as of Feb. 28 2011)
Latoy Williams
1:08:53 set on Jan. 16, 2010

Name	Date	Site	Time
Latoy Williams	1/16/10	TTU Open	1:08.53
Jonathan Johnson	2/23/02	Big 12 Championships	1:08.81f
Zach Glavash	2/4/06	WK Open	1:08.84
Brandon Washington	2/24/07	Big 12 Championships	1:08.98
Brandon Washington	2/23/07	Big 12 Championships	1:09.16

1000 Meters
School Record (as of Feb. 28 2011)
Zach Gwandu
2:22.71p set on March 13, 1987

Name	Date	Site	Time
Zach Gwandu	3/13/87	NCAA Championship	2:22.71p
Zach Gwandu	3/14/87	NCAA Championship	2:22.86f
Wilfred Sang	2/27/85	Razorback Invite	2:24.80
Kyle Atwood	1/29/05	WK Classic	2:25.50
Kyle Atwood	3/1/03	Big 12 Championship	2:25.52



Mile

School Record (as of Feb. 28 2011)

Gezachw Yossef

4:00.92 set on March 2, 2001

Name	Date	Site	Time
Yossef Gezachw	3/2/01	ISU Last Chance	4:00.92
Yossef Gezachw	3/3/00	ISU Last Chance	4:02.55
Zach Gwandu	2/20/88	SWC Championships	4:03.47f
Yossef Gezachw	3/10/00	NCAA Championships	4:03:52p
Yossef Gezachw	2/10/01	Iowa State Classic	4:03.58

Year-by-Year Performances

1974	Terrell Pendleton	4:28.70
1975	Mark Freeman	4:32.00
1976	Kalith Brown	4:17.20
1977	Greg Lautenslager	4:11.60
1978	Terrell Pendleton	4:07.88
1979	Greg Lautenslager	4:13.65
1980	Greg Lautenslager	4:09.40
1981	Greg Lautenslager	4:12.30
1982	Steve Tidrow	4:25.00
1983	Wilfred Sang	4:19.10
1984	Wilfred Sang	4:11.16
1985	Redcloud	4:16.86
1987	Zach Gwandu	4:05.23
1988	Zach Gwandu	4:03.47
1989	Zach Gwandu	4:14.00
1991	Martin Del Hiero	4:39.16
1992	Jesse Castenello	4:35.54
1993	Ralph Ayyad	4:20.30
1994	Ralhp Ayyad	4:12.32
1995	Don Koontz	4:19.16
1996	Wendel Horak	4:25.10
1997	Quent Bearden	4:19.58
1998	David Leigh	4:30.78
1999	David Leigh	4:29.81
2000	Gezachw Yossef	4:02.55
2001	Gezachw Yossef	4:00.92
2002	Quinn Smith	4:13.44
2003	Dwayne Beniot	4:09.05
2004	Benson Cheserek	4:18.78
2005	Haron Lagat	4:08.41
2006	Kevin Chelimo	4:07.05
2007	Kevin Chelimo	4:07.44
2008	Edwin Sang	4:05.13
2009	Gilbert Limo	4:05.86
2010	Silas Kemboi	4:09.47
2011	Silas Kemboi	4:15.08

3000 Meters

School Record (as of Feb. 28 2011)

Kevin Chelimo

7:54.92 set on Feb. 11, 2006

Name	Date	Site	Time
Kevin Chelimo	2/11/06	Tyson Invite	7:54.92
Kevin Chelimo	2/10/07	Tyson Invite	7:59.02
Kevin Chelimo	1/27/07	UW Indoor	8:00.48
Kevin Chelimo	2/25/06	Big 12 Championships	8:05.76
Michael Njenga	2/28/98	Big 12 Championships	8:06.16

Year-by-Year Performances

1987	Carlos Ybarra	8:14.84
1988	Zach Gwandu	8:14.22
1989	Victor Heredia	8:48.51
1990	Victor Heredia	8:21.11
1991	Rod Reeves	9:14.90
1992	Gabriel Ruiz	8:25.59
1993	Gabriel Ruiz	8:59.89
1994	Ralph Ayyad	8:31.92
1995	Joe Perez	8:42.44
1996	Joe Perz	8:43.97
1997	David Leigh	8:44.20
1998	Michael Njenga	8:06.16
1999	David Leigh	8:51.48
2000	Boniface Ndungu	8:29.05
2001	Gezachw Yossef	8:22.71
2002	Quinn Smith	8:30.88
2003	Dwayne Beniot	8:56.13
2004	Benson Cheserek	8:19.50
2005	Kevin Chelimo	8:17.12
2006	Kevin Chelimo	7:54.92
2007	Kevin Chelimo	7:59.02
2008	Edwin Sang	8:16.45
2009	Cory Higgins	8:20.40
2010	Silas Kemboi	8:24.61
2011	Silas Kemboi	8:21.92



5000 Meters

School Record (as of Feb. 28 2011)


Kevin Chelimo

13:48.67 set on Feb. 09, 2007

Name	Date	Site	Time
Kevin Chelimo	2/09/07	Tyson Invite	13:48.67
Kevin Chelimo	3/09/07	NCAA Championships	13:48.88
Kevin Chelimo	2/23/07	Big 12 Championships	13:52.33
Michael Njenga	2/27/98	Big 12 Championships	14:07.07
Kevin Chelimo	2/25/05	Big 12 Championships	14:08.36

Year-by-Year Performances

1993	Gabriel Ruiz	15:38.25
1994	Bill Bush	14:59.56
1995	Bill Bush	15:19.27
1998	Michael Njenga	14:07.07
1999	David Leigh	15:08.25
2000	Jesse Williams	15:34.6
2001	Scott Moore	15:30.6
2002	Nick Hulstrom	15:55.10
2005	Kevin Chelimo	14:08.36
2006	Pedro Vargas	16:04.79
2007	Kevin Chelimo	13:48.67
2008	John Means	16:04.35
2009	Logan Culotta	15:21.81
2011	Samuel Bushong	15:40.90



55 Meter Hurdles

School Record (as of Feb. 28 2011)


Omo Osaghae

7.17 set on Feb. 06, 2010

Name	Date	Site	Time
Omo Osaghae	2/06/10	TTU Open	7.17
Omo Osaghae	1/17/09	TTU Invite	7.17
Bryce Brown	1/22/11	TTU Invite	7.19
Omo Osaghae	1/24/09	TTU Open	7.19
Omo Osaghae	1/23/10	TTU Invite	7.20

Year-by-Year Performances

1986	Joseph Pugh	7.61
1987	Lemuel Stinson	7.54
1988	Lemuel Stinson	7.43
1989	Ricky Atkins	7.66
1990	Keith Bryant	7.47
1991	Tony Brooks	7.68
1992	Donny Brooks	7.68
1993	Brent Schott	7.81
1994	Colby Smith	7.83
1995	Brent Schott	8.16
1996	Brandon May	7.72
2000	Michael Peters	7.74
2001	Jeremy Wheeler	7.71
2002	Indrek Turi	7.46
2003	Marlon Odom	7.59
2004	Shawon Harris	7.50
2006	Daryl Burgess	7.29
2008	Shawon Harris	7.22
2009	Omo Osaghae	7.17
2010	Omo Osaghae	7.17
2011	Bryce Brown	7.19




60 Meter Hurdles

School Record (as of Feb. 28 2011)


Omo Osaghae

7.60f set on March 13, 2010

Name	Date	Site	Time
Omo Osaghae	3/13/10	NCAA Championships	7.60f
Omo Osaghae	2/27/10	Big 12 Championships	7.63
Omo Osaghae	3/14/09	NCAA Championships	7.64f
Omo Osaghae	2/26/10	Big 12 Championships	7.65
Omo Osaghae	3/12/10	NCAACHampionships	7.66

Year-by-Year Performances

1998	Brandon May	8.23
2000	Brandon May	8.17
2001	Jeremy Wheeler	8.35
2002	Jeremy Wheeler	8.37
2003	Marlon Odom	8.21
2004	Shawon Harris	8.21
2005	Shawon Harris	7.96
2006	Shawon Harris	7.76
2007	Marlon Odom	7.73
2008	Shawon Harris	7.68
2009	Omo Osaghae	7.64
2010	Omo Osaghae	7.60
2011	Bryce Brown	7.78



High Jump

School Record (as of Feb. 28 2011)


Roland Mitchell

7'-3.5" set on Feb. 25, 1984

Name	Date	Site	Jump
Roland Mitchell	2/25/84	Arkansas	7'-3.5"
Darrell Roddick	1/28/11	TAMU Challenge	7'-3"
Michael Beasley	2/10/01	ISU Classic	7'-2.25"
Michael Beasley	2/02/02	R.R. Classic	7'-2.25"
Lyle Leong	1/26/08	TTU Invite	7'-2.25"

Year-by-Year Performances

1961	Delbert Shirey	6'-0"
1974	Bryant Huckabay	6'-8"
1975	Bryant Huckabay	6'-10.25"
1976	Bryant Huckabay	6'-8"
1977	Bryant Huckabay	6'-5"
1978	Billy Stone	6'-7"
1979	Nick Pirkle	6'-8"
1980	John Paige	6'-6"
1981	Ken Storey	6'-9"
1982	Delroy Poysner	6'-10"
1983	Roland Mitchell	7'-3.5"
1985	Roland Mitchell	7'-1"
1986	Roland Mitchell	6'-10.75"
1987	Lemuel Stinson	6'-6"
1988	Tony Ripaldi	6'-6"
1989	Kent DeVille	6'-11"
1990	Kent DeVille	6'-10.75"
1991	Kent DeVille	7'-1"
1992	Tony Boucher	6'-8.25"
1993	Kent DeVille	7'-3"
1994	Brock Crenek	6'-6"
1995	Randall Denning	6'-8.75"
1996	Keith Winton	6'-6.75"
2000	Michael Beasley	6'-11"
2001	Michael Beasley	7'-2.25"
2002	Michael Beasley	7'-2.25"
2003	Michael Beasley	7'-2.25"
2004	Chad Pharis	6'-9.75"
2005	Chad Pharis	6'-11.5"
2006	Jamie Robinson	6'-5.5"
2007	Justin Turner	6'-9.75"
2008	Lyle Leong	7'-2.25"
2009	Justin Turner	6'-11"
2010	Lyle Leong	6'-10.75"
2011	Darrell Roddick	2.22/7'-3.25




Long Jump

School Record (as of Feb. 28 2011)

Bryce Lamb

26'-8.50" set on Feb. 28, 2010

Name	Date	Site	Jump
Bryce Lamb	2/28/10	26'-8.50" Big 12 Championships	26'-8.50"
Bryce Lamb	1/22/11	TTU Invite	7.98/26'-2.25"
Tony Walton	2/2/91	26'-1" OU Track Classic	26'-1"
Bryce Lamb	3/11/11	NCAA Championships	7.93/26'-00.25"
Delroy Poyser	2/16/85	SWC Championships	25'-10.75

Year-by-Year Performances

- 1974 Steve Puckett 22'-1"
- 1975 Tommy McIntyre 21'-3"
- 1976 Tom McIntyre 22'-0.5"
- 1977 Jim MacAndrew 25'-5.5"
- 1978 Jim MacAndrew 25'-2"
- 1979 Andrew Luna 22'-8.25"
- 1980 Ted Watts 20'-3"
- 1981 Thomas Selmon 24'-0.25"
- 1982 Thomas Selmon 24'-8.75"
- 1983 Delroy Poyser 25'-4"
- 1984 Delroy Poyser 24'-5.75"
- 1985 Delroy Poyser 25'-10.75"
- 1986 Devon Dixon 23'-2"
- 1987 Chris Sims 24'-1.5"
- 1988 Eric Everett 24'-11.25"
- 1989 Sammy Walker 24'-10.5"
- 1990 Tony Walton 24'-7.75"
- 1991 Tony Walton 26'-1"
- 1992 Tony Walton 25'-10.75"
- 1993 Charley Tiggs 22'-0.75"
- 1994 Cory Sanders 23'-7.5"
- 1995 Marcus Coleman 23'-11.75"
- 1996 Phillip Hayes 24'-1.5"
- 1997 Leon Gordon 23'-4"
- 1998 Tsepo Williams 21'-8.75"
- 1999 Tsepo Williams 22'-5.75"
- 2000 Reggie Hill 23'-0.75"
- 2001 Olavi Paavo 22'-5.25"
- 2002 Austin Parker 22'-7.75"
- 2003 Clifton Eddington 23'-0.75"
- 2004 Clifton Eddington 23'-0.75"
- 2005 Bobby Evers 23'-5.5"
- 2006 Bobby Evers 23'-11.5"
- 2007 Bobby Evers 25'-0.5"
- 2008 Anthony Flemons 25'-4"
- 2009 Anthony Flemons 25'-6"
- 2010 Bryce Lamb 26'-8.50"
- 2011 Bryce Lamb 7.93/26'-2.25



Triple Jump

School Record (as of Feb. 28 2011)


Bryce Lamb

54'-00.50" set on Feb. 28, 2010

Name	Date	Site	Jump
Bryce Lamb	2/28/10	54'-00.50" Big 12 Champs	54'-00.50"
Delroy Poyser	1983	NCAA Champ	53'-7.25"
Darrell Roddick	2/13/10	Texas A&M	53'-5.75"
Bryve Lamb	2/6/10	New Mexico	53'-4.50"
Delroy Poyser	2/2/85	Dallas Invite	53'-3.75"

Year-by-Year Performances

- 1976 Tom McIntyre 43'-10"
- 1977 Fred Taylor 44'-9.25"
- 1978 Jim MacAndrew 44'-9"
- 1979 Andrew Luna 46'-10"
- 1981 Thomas Selmon 46'-4.5"
- 1982 Thomas Selmon 45'-6"
- 1983 Delroy Poyser 53'-7.25"
- 1984 Delroy Poyser 53'-1"
- 1985 Delroy Poyser 53'-3.75"
- 1986 Devon Dixon 51'-8.5"
- 1987 Devon Dixon 51'-0.25"
- 1988 Devon Dixon 51'-4"
- 1989 Chris Sims 50'-10"
- 1990 Charlie Tiggs 47'-6.5"
- 1991 Charley Tiggs 51'-0.5"
- 1992 Charley Tiggs 49'-8"
- 1993 Marcus Coleman 47'-10.5"
- 1994 Cory Sanders 43'-8"
- 1995 Marcus Coleman 50'-8.25"
- 1996 Keith Winton 46'-1.5"
- 1997 Paul Phenix 48'-10.75"
- 1999 Tsepo Williams 45'-1.75"
- 2000 Alex Olivares 50'-6"
- 2002 Austin Parker 43'-1.75"
- 2003 Clifton Eddington 48'-11.5"
- 2004 Clifton Eddington 50'-1.75"
- 2005 Bobby Evers 47'-8.5"
- 2006 Bobby Evers 49'-5.5"
- 2007 Anthony Flemons 52'-8.25"
- 2008 Anthony Flemons 52'-10.25"
- 2009 Anthony Flemons 53'-00.25"
- 2010 Bryce Lamb 54'-00.50"
- 2011 Darrell Roddick 16.23/53'-3



Pole Vault

School Record (as of Feb. 28 2011)

Brit Pursley

18'-0.5 set on Feb., 2010

Name	Date	Site	Time
Brit Pursley	2/9/90	OU Classic	18'-0.5"
Brit Pursley	2/13/93	OU Classic	18'-0.5"
Sage Thames	2/25/05	Big 12 Champ	17'-9.25"
Brit Pursley	3/10/90	NCAA Champ	17'-8.75"
Tim James	2/19/94	SWC Champ	17'-8.5"

Year-by-Year Performances

1974	Bruce Williams	14'-0"
1976	Randy Lewis	15'-0"
1979	David Thompson	14'-6"
1980	Howard Loftis	15'-0"
1981	Craig Wilkins	15'-0"
1982	Howard Loftis	15'-0"
1984	Clay Wright	16'-0"
1985	Randy Washington	15'-6"
1986	Randy Washington	14'-6"
1987	Andy Vitz	14'-10"
1988	Mike Turner	15'-8"
1989	Brit Pursley	17'-1"
1990	Brit Pursley	18'-0.5"
1991	Brit Pursley	17'-5.75"
1992	Tim James	17'-5"
1993	Brit Pursley	18'-5"
1994	Tim James	17'-8.5"
1995	Jason Price	16'-10.5"
1996	Craig Vaughn	17'-0"
1997	Craig Vaughn	16'-5.5"
1998	Kris Zepeda	15'-6.25"
1999	Dan Warfield	15'-7"
2001	Ken Wilson	16'-2.75"
2002	Ken Wilson	16'-4.75"
2003	Bobby Most	17'-7.75"
2004	Jared Thornhill	17'-5"
2005	Sage Thames	17'-9.25"
2006	Bobby Most	17'-7.25"
2007	Chris Ashcraft	17'-0.75"
2008	Brian Porter	17'-6.5"
2009	Kelly Wilson	15'-11"
2010	Brian Porter	17'-7.75"
2011	Kyal Meyers	5.30/17'-4.50

Shot Put

School Record (as of Feb. 28 2011)

Harrison Benjamin

59'-7" set on Jan. 24, 2009

Name	Date	Site	Time
Harrison Benjamin	1/24/09	TTU Open	59'-7"
Harrison Benjamin	2/25/06	Big 12 Champ	59'-6.25"
Ty Williams	2/11/00	Cannon IV Classic	58'-4.5"
Brad Kring	1/21/05	WK All Comers	57'-0.75"
Harrison Benjamin	1/14/06	WK AllComers	57'-0"

Year-by-Year Performances

1963	Ed Mooney	52'-7.25"
1974	Joe Hayes	40'-6.75"
1975	Bob Moeck	49'-9.5"
1977	Bobby Moeck	48'-0"
1978	Harold Ledet	53'-2.5"
1979	David Wood	40'-11"
1980	Bill Skinner	48'-9.5"
1981	D. Villareal	45'-8.25"
1984	Jim McIntire	48'-5.75"
1985	Carl Chancellor	53'-7"
1986	Isaac Garnett	52'-2"
1987	Isaac Garnett	48'-5"
1988	Jeff Pickett	56'-8.75"
1989	Tim Williams	48'-7.5"
1993	Fred Petty	46'-2.75"
1995	Marty Linder	49'-1"
1996	Andy Holt	50'-5.5"
1997	Rusty Purser	50'-0"
1998	Andy Holt	51'-5.75"
1999	Rusty Purser	50'-10"
2000	Ty Williams	58'-4.5"
2001	Jason Young	53'-3.75"
2002	Jason Young	52'-4.25"
2003	Daniel Fuller	47'-6.5"
2004	Brad Kring	54'-11.25"
2005	Brad Kring	57'-0.75"
2006	Harrison Benjamin	59'-6.25"
2008	Tyler Menges	55'-8.25"
2009	Harrison Benjamin	59'-7"
2010	Tyler Menges	57'-00"
2011	Julian Wruck	16.24/53'-3.50"



Weight Throw

School Record (as of Feb. 28 2011)

Jason Young

63'-1" set on Feb. 2, 2002

Name	Date	Site	Distance
Jason Young	2/02/02	Red Raider Classic	63'-1"
Jason Young	1/25/02	TT Classic	63'-1"f
Jason Young	1/25/02	TT Classic	61'-9.75"
Jason Young	1/23/04	All-Comers	61'-0.25"
Jason Young	12/1/01	TT Early Bird	60'-0.5"

Year-by-Year Performances

1998	Andy Holt	47'-7.75"
2000	Ty Williams	55'-2.25"
2001	Branum Noble	58'-4.75"
2002	Jason Young	63'-1"
2003	Jason Young	58'-4.5"
2004	Jason Young	61'-0.25"
2005	Mark Medley	54'-1"
2010	Tyler Menges	50'-9.25"
2011	Julian Wruck	17.20/56'-5.25

4x400M

School Record (as of Feb. 28 2011)

Johnny Jacob, Terry Beard, Andrae Williams and Michael Mathieu

3:04.75 set on March 5, 2005

Name	Date	Site	Time
Johnn Jacob, Terry Beard, Andrae Williams and Micahel Mathieu	3/05/05	ISU Last Chance	3:04.75
Rodney Eleby, Gary Brown, Winston Steele, Joseph Pugh	3/1/86	Skydome Invitational	3:05.66
Andrae Williams, Michael Mathieu, Johnny Jacob, Michael Mathieu	3/12/05	NCAA	3:05.81
Jonathan Johnson, Andrae Williams, Johnny Jacob, Michael Mathieu	2/12/05	Tyson Invite	3:06.75
Johnny Jacob, Michael Mathieu, Jonathan Johnson Andrea Williams	2/5/05	WK Invite	3:07.12

Year-by-Year Performances

1986	Eleby, Brown, Steele, Pugh	3:05.66
1987	Nolan, Mays, Brown, Steele	3:19.35
1988	Stinson, Sims, Green, Mays	3:16.31
1989	Mays, Sims, Walton, Davis	3:10.54
1990	Del Hierro, Walton, Shepard, Tiggs	3:16.54
1991	Walton, Green, Davis, Shepard	3:14.04
1992	Davis, Miller, Black, Del Hierro	3:21.56
1993	Schott, Miller, Shepard, Black	3:17.29
1994	Callis, Black, Hines, Bearden	3:17.32
1995	Legs Unknown	3:12.90
1996	Legs Unknown	3:14.25
1997	Bearden, Johnson, Howard, Gordon	3:15.83
1998	Jesko, Johnson, Turner, McDonald	3:07.53
1999	Johnson, Turner, Howard, McDonald	3:08.66
2000	Legs Unknown	3:14.42
2001	Franklin, Decker, Darrington, Ritter	3:14.13
2002	McCann, Booker, Lovell, Johnson	3:07.59
2003	Booker, Lovell, Johnson, Stewart	3:09.85
2004	Booker, Stewart, Herah, Johnson	3:09.41
2005	Jacob, Beard, Williams, Mathieu	3:04.75
2006	Glavash, Mathieu, Booker, Williams	3:07.29
2007	Washington, Foster, Mims, Scott	3:08.21
2008	Lawhorn, Roberts, Harris, Adams	3:06.9
2009	Mims, Henderson, Washington, Roberts	3:07.44
2010	Brown, Butler, Plinario, Williams,	3:07.27
2011	Mason, Roberts, Brathwaite, Brown	3:08.4

DMR

School Record (as of Feb. 28 2011)

Silas Kemboi, Jamaal Butler, Thomas Cattin-Masson, Gilber Limo

9:45.21 set on Feb. 28, 2010

Name	Date	Site	Time
Silas Kemboi, Jamaal Butler, Thomas CattinMasson, Gilbert Limo	2/28/10	Big 12 Indoor Champs	9:45.21
Edwin Sang, Silas Kemboi, Zach Plinario, Gilbert Limo	3/7/08	Arkansas Last Chance	9:45.62
Edwin Sang, Silas Kemboi, Zach Plinario, Gilbert Limo	2/29/08	Big 12 Championships	9:45.93
Boniface Ndungu, Desmond Johnson, Michael Franklin, Gezachw Yossef	2/25/00	Big 12 Championships	9:47.53
Thomas Cattin-Masson, Zach Plinario, Thomas Gilber Limo, Silas Kemboi	2/6/10	New Balance Invite	9:48.70
Dwayne Benoit, Antonio Franklin, Chris Ramirez, Gezachw Yossef	2/9/01	Iowa State Classic	9:49.84

Heptathalon

Aki Heikkinen

School Record (as of Feb. 28 2011)

5,323 set on Feb. 27 2004

Name	Date	Site	Points
Aki Heikkinen	2/27/04	Big 12 Championships	5,323
Chad Andrews	2/25//06	Big 12 Championships	5,302
Olavi Paavo	2/23/02	Big 12 Championships	5,219
Chuck Zavala	3/14/09	Big 12 Championships	5,218
Chad Andrews	1/27/06	New Mexico Multis	5,026



55 Meters

School Record (as of Feb. 28, 2011)

Monique Wright-Cruse

6.81 set on Jan 25, 2002

Name	Date	Site	Time
Monique W-Cruse	1/25/02	Texas Tech Classic	6.81p
Terra Evans	1/22/11	Texas Tech Invite	6.82
Terra Evans	1/15/11	Texas Tech Invite	6.85
Terra Evans	2/5/11	Texas Tech Open	6.90
Shereefa Lloyd	2/7/04	Red Raider Invite	6.91

Year-by-Year Performances

1983	Kana Smith	7.54
1984	Alvina Franklin	7.46
1985	Louise Hudson	7.48
1987	Cheryl Young	7.37
1989	Rebecca Melber	7.24
1990	Kim Jones	7.59
1991	Marchelle Dixon	7.63
1992	Ginger Gilchrist	8.00
1993	Karis Moseley	7.39
1994	Karis Moseley	7.55
1996	Lori Spurlin	7.30
1997	Jennifer Wright	7.12
1998	Tami Zachery	7.05
1999	Sherri Coleman	7.02
2000	Sherri Coleman	7.02
2001	Tami Zachery	6.93
2002	Monique Wright-Cruse	6.81
2003	LaToya Fry	7.14
2004	Shereefa Lloyd	6.91
2005	Shereefa Lloyd	6.97
2006	Melissa Branch	6.94
2007	Jonisha Boleware	7.11
2008	Jonisha Boleware	7.27
2009	Terra Evans	6.93
2010	Terra Evans	6.93
2011	Terra Evans	6.82

60 Meters

School Record (as of Feb. 28 2011)

Terra Evans

7.37 set on Feb. 11, 2011

Name	Date	Site	Time
Terra Evans	2/11/11	Tyson Invite	7.37p
Terra Evans	1/31/09	Lobo Invite	7.39
Tiffany Green	2/9/02	ISU Classic	7.39f
Terra Evans	2/27/10	Big 12 Championships	7.39
Terra Evans	2/14/09	Texas A&M Invite	7.40p

Year-by-Year Performances

1980	Pam Montgomery	7.65
1998	Jennifer Wright	7.70
1999	Sherri Coleman	7.45
2000	Sherri Coleman	7.59
2001	Tami Zachery	7.43
2002	Tiffany Green	7.39
2003	LaToya Fry	7.65
2004	Shereefa Lloyd	7.50
2005	Melissa Branch	7.45
2006	Melissa Branch	7.46
2007	Jonisha Boleware	7.62
2008	Jonisha Boleware	7.76
2009	Terra Evans	7.39
2010	Terra Evans	7.39
2011	Terra Evans	7.37



200 Meters

School Record (as of Feb. 28 2011)


Nina Roberts

23.23 set on Feb. 13, 1999

Name	Date	Site	Time
Nina Roberts	2/13/99	Red Raider Classic	23.23
Shereefa Lloyd	2/5/05 23.63	WK Invite	23.63
Licretia Sibley	2/5/05	WK Invite	23.7
Shereefa Lloyd	2/27/04	Big 12 Championships	23.72
Licretia Sibley	1/29/05	WK Classic	23.83

Year-by-Year Performances

1979	Pam Montgomery	25.45
1987	Cheryl Young	26.89
1989	Cyd Doherty	26.95
1990	Pat Collins	26.97
1991	Marchelle Dixon	27.04
1992	Stephanie Horne	25.46
1993	Karis Moseley	25.93
1994	Karis Moseley	26.33
1995	Jennifer Wright	26.34
1996	Jennifer Wright	25.23
1997	Jennifer Wright	25.21
1998	Jennifer Wright	24.38
1999	Nina Roberts	23.23
2000	Sherri Coleman	24.81
2001	Tami Zachery	24.44
2002	Tiffany Green	24.27
2003	Rachelle Evans	24.76
2004	Shereefa Lloyd	23.72
2005	Shereefa Lloyd	23.63
2006	Melissa Branch	24.43
2007	Jonisha Boleware	24.59
2008	Jonisha Boleware	24.93
2009	Terra Evans	23.87
2010	Terra Evans	23.89
2011	Candace Jackson	24.0



400 Meters

School Record (as of Feb. 28 2011)


Licretia Sibley

52.41 set on Feb. 5, 2005

Name	Date	Site	Time
Licretia Sibley	2/5/05	WK Invite	52.41
Licretia Sibley	2/26/05	Big 12 Championships	52.72p
Licretia Sibley	1/19/02	Texas Tech Open	53.21f
Licretia Sibley	2/25/05	Big 12 Championships	53.41f
Licretia Sibley	2/5/05	WK Classic	53.53

Year-by-Year Performances

1979	Dora Bentancourt	58.64
1984	Theresa Sender	59.40
1985	Jan Davis	1:00.55
1987	Yvette Patterson	59.92
1988	Georgianna Jones	1:01.37
1989	Amanda Ramirez	1:02.62
1990	Amanda Banks	58.06
1991	Heidi Wilfong	1:01.80
1992	Dana Morris	58.06
1993	Dana Morris	58.23
1994	Erika Hazelwood	58.44
1996	Amber Affeldt	57.40
1997	Denise Sneed	1:02.38
1998	Corrie Weathers	57.86
1999	Ngozi Iwu	55.06
2000	Sherri Coleman	54.84
2001	Ngozi Iwu	53.67
2002	Licretia Sibley	53.16
2003	Licretia Sibley	53.91
2004	Licretia Sibley	54.02
2005	Licretia Sibley	52.41
2006	Louise Cox	55.52
2007	Louise Cox	55.73
2008	Jonisha Boleware	56.27
2009	Trudeann Clarke	54.40
2010	Trudeann Clarke	54.1
2011	Taylor Evans	53.68




600 Yards

School Record (as of Feb. 28 2011)

Ngozi Iwu

1:20.38 set on Feb. 24, 2001

Name	Date	Site	Time
Ngozi Iwu	2/24/01	Big 12 Championships	1:20.38
Ngozi Iwu	2/2/01	Texas Tech Open	1:20.68
Amber Affeldt	2/22/97	Big 12 Championships	1:20.71
Amber Affeldt	2/21/97	Big 12 Championships	1:21.52
Ngozi Iwu	2/23/0	Big 12 Championships	1:22.05

800 Meters

School Record (as of Feb. 28 2011)

Shannon Spaulding

2:05.77 set on March 1, 2002

Name	Date	Site	Time
Shannon Spaulding	3/1/02	ISU Last Chance	2:05.77
Purity Biwott	3/8/11	Alex Wilson Invite	2:05.80
Caroline Jepleting	3/8/11	Alex Wilson Invite	2:05.95
Althea Chambers	2/25/06	Big 12 Championships	2:06.94
Purity Biwott	2/27/10	Big 12 Championships	2:07.0

Year-by-Year Performances

1979	Cyndie Bradshaw	2:34.17
1985	Maria Medina	2:14.10
1988	Rita Webster	2:23.12
1989	Monica Vigil	2:24.86
1990	Sandy Anderson	2:27.85
1991	Cathy Rojo	2:21.31
1992	Michelle Echols	2:19.29
1993	Jill Williams	2:15.41
1994	Vicki Laursen	2:20.46
1995	Jill Williams	2:15.59
1996	Jill Williams	2:11.54
1997	Amber Affeldt	2:19.28
1998	Dawn Charlier	2:17.49
1999	Evette Turner	2:20.08
2000	Ngozi Iwu	2:08.58
2001	Shannon Spaulding	2:07.91
2002	Shannon Spaulding	2:05.77
2003	Stefanie Calhoun	2:21.69
2004	Brionne Yosten	2:17.80
2005	Althea Chambers	2:10.44
2006	Althea Chambers	2:06.94
2007	Asia Diaz	2:10.75
2008	Shannon Jackson	2:13.39
2009	Asia Diaz	2:08.36
2010	Purity Biwott	2:07.04
2011	Purity Biwott	2:05.80

1000 Meters

School Record (as of Feb. 28 2011)

Devin Bailey

2:48.46 set on Feb 25, 2011

Name	Date	Site	Time
Devin Bailey	2/25/11	Big 12 Champs	2:48.46p
Gladys Kipsang	2/27/10	Big 12 Indoor Championships	2:48.61
Devin Bailey	2/26/11	Big 12 Championships	2:49.29f
Brionne Yosten	2/7/04	Red Raider Invite	2:50.05
Asia Diaz	2/28/09	Big 12 Championships	2:50.40

Mile

School Record (as of Feb. 28 2011)

Sally Kipyego

4:27.19 set on Feb. 28, 2009

Name	Date	Site	Time
Sally Kipyego	2/28/09	Big 12 Championships	4:27.19
Sally Kipyego	3/13/09	NCAA Championships	4:29.75
Sally Kipyego	2/13/09	Tyson Invite	4:32.01
Sally Kipyego	3/1/08	Big 12 Championships	4:36.01
Sally Kipyego	2/24/07	Big 12 Champ	4:38.18

Year-by-Year Performances

1980	Isabel Navarro	5:22.05
1981	Sheryl Estes	5:25.70
1982	Veronica Cavazos	5:21.60
1983	Veronica Cavazos	5:16.30
1984	Maria Medina	4:54.18
1985	Maria Medina	4:40.61
1986	Kim Mudie	5:39.00
1987	Kim Mudie	5:18.88
1988	Rita Webster	5:19.14
1989	Kim Mudie	5:21.00
1990	Regina Ortega	5:34.54
1991	Regina Ortega	5:36.54
1992	Regina Ortega	5:20.03
1993	Gunilla Andersson	5:13.71
1994	Gunilla Andersson	5:02.86
1995	Mandy Malouf	5:28.95
1996	Luisa Tam	5:20.10
1997	Dawn Charlier	5:19.93
1998	Evette Turner	4:45.54
1999	Evette Turner	4:52.02
2000	Courtney Nolen	5:17.78
2001	Katie Lyman	4:59.81
2002	Shannon Spaulding	5:03.25
2003	Brionne Yosten	5:00.96
2004	Brionne Yosten	4:48.21
2005	Brionne Yosten	4:52.93
2006	Irene Kimiayo	5:04.83
2007	Sally Kipyego	4:38.18
2008	Sally Kipyego	4:36.31
2009	Sally Kipyego	4:27.19
2010	Caroline Karunde	4:40.64
2011	Caroline Karunde	4:40.43



3000 Meters

School Record (as of Feb. 28 2011)

Sally Kipyego

8:48.77 set on Jan. 17, 2009

Name	Date	Site	Time
Sally Kipyego	2/7/09	Boston Indoor	8:48.77
Sally Kipyego	1/27/07	UW Indoor	8:56.72
Sally Kipyego	3/10/07	NCAA Championships	9:02.05
Sally Kipyego	2008	Boston Indoor	9:05.45
Sally Kipyego		Big 12 Champ.	9:09.8

Year-by-Year Performances

1983	Shelley Johnson	10:54.15
1984	Veronica Cavazos	10:05.0
1985	Veronica Cavazos	10:05.17
1988	Kim Mudie	10:47.95
1989	Kim Mudie	10:21.25
1991	Regina Ortega	11:05.17
1992	Regina Ortega	10:51.51
1993	Mandy Malouf	11:04.32
1994	Gunilla Andersson	10:29.77
1995	Luisa Tam	10:46.12
1996	Luisa Tam	10:35.99
1997	Kristen Koppes	10:22.59
1998	Leigh Daniel	9:56.86
1999	Leigh Daniel	9:36.85
2000	Leigh Daniel	9:23.03
2001	Leigh Daniel	9:39.75
2002	Bridget Tidwell	10:13.15
2003	Tracie Akerhielm	9:52.52
2004	Bridget Tidwell	9:43.87
2005	Bridget Tidwell	9:36.28
2006	Irene Kimiayo	9:31.08
2007	Sally Kipyego	8:56.72
2008	Sally Kipyego	9:05.45
2009	Sally Kipyego	8:48.77
2010	Caroline Karunde	9:18.59
2011	Carolien Karunde	9:24.9

5000 Meters

School Record (as of Feb. 28 2011)

Sally Kipyego

15:27.42 set on March 9, 2007

Name	Date	Site	Time
Sally Kipyego	3/9/07	NCAA Championships	15:27.42
Sally Kipyego	3/15/08	NCAA Championships	15:31.91
Sally Kipyego	2/15/08	Tyson Invite	15:32.09
Sally Kipyego	2/9/07	Tyson Invite	15:39.51
Sally Kipyego	3/13/09	NCAA Championships	15:51.14

Year-by-Year Performances

1983	Shelley Johnson	19:01.26
1992	Regina Ortega	18:25.47
1993	Luisa Tam	18:43.13
1994	Mandy Malouf	17:59.92
1995	Luisa Tam	18:05.33
1996	Luisa Tam	17:06.67
1997	Tandra Brillhart	19:32.30
1998	Leigh Daniel	17:01.48
1999	Leigh Daniel	16:01.11
2000	Leigh Daniel	15:59.65
2001	Leigh Daniel	16:47.34
2002	Bridget Tidwell	17:31.87
2003	Tracie Akerhielm	17:00.82
2004	Bridget Tidwell	16:56.12
2005	Bridget Tidwell	16:39.97
2006	Violet Chemakwila	16:36.32
2007	Sally Kipyego	15:27.42
2008	Sally Kipyego	15:31.91
2009	Sally Kipyego	15:51.14
2010	Lillian Badaru	16:28.58
2011	Winrose Karunde	16:12.8



55 Meter Hurdles

School Record (as of Feb. 28 2011)

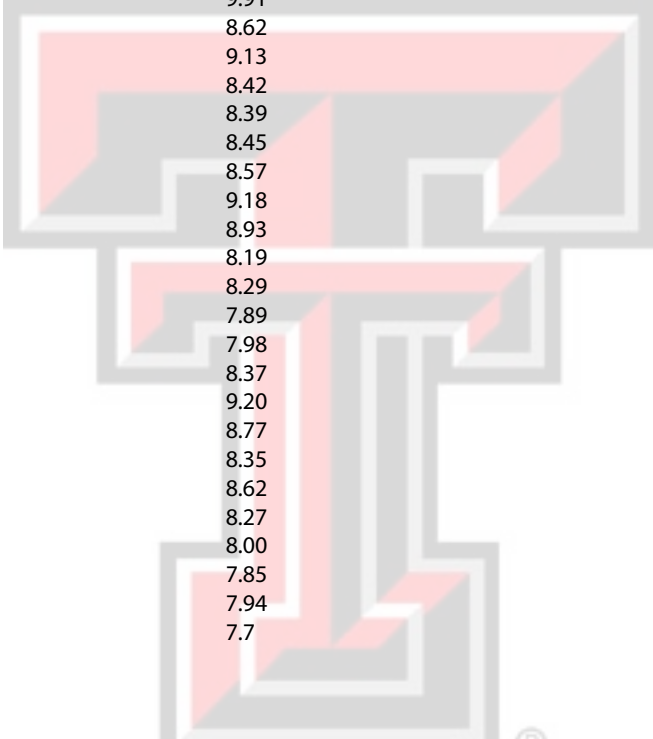
Kelsey Lloyd

7.79^ set on Jan. 22, 2011

Name	Date	Site	Time
Kelsey Lloyd	1/22/11	TTU Invite	7.79f
Kelsey Lloyd	2/5/11	TTU Open	7.83f
Katie Grimes	2/17/11	TTU Quad	7.84
Tori Smith	2/7/09	TTU Invite	7.85f
Kelsey Lloyd	2/5/11	TTU Open	7.86p

Year-by-Year Performances

1983	Rebecca Brown	9.91
1984	Gay Gandee	8.62
1985	Gay Gandee	9.13
1988	Cyd Doherty	8.42
1989	Cyd Doherty	8.39
1990	Cyd Doherty	8.45
1991	Rebecca Melber	8.57
1992	Amie Frescaz	9.18
1993	Amie Frescaz	8.93
1995	Ami Peters	8.19
1996	Ami Peters	8.29
1997	Ami Peters	7.89
1998	Ami Peters	7.98
1999	Nicole Mitchell	8.37
2000	Ashley Ramsey	9.20
2001	Candice Cole	8.77
2002	Marissa Allhouse	8.35
2005	Julianne Kennedy	8.62
2006	Tori Smith	8.27
2008	Julianne Kennedy	8.00
2009	Tori Smith	7.85
2010	Sandra Iwunze	7.94
2011	Kelsey Lloyd	7.7



60 Meter Hurdles

School Record (as of Feb. 28 2011)


Katie Grimes

8.38 set on Feb. 26, 2011

Name	Date	Site	Jump
Katie Grimes	3/5/11	ISU Last Chance	8.38p
Kelsey Lloyd	3/5/11	ISU Last Chance	8.39p
Katie Grimes	2/25/11	Big 12 Champs	8.39f
Kelsey Lloyd	3/5/11	ISU Last Chance	8.40f
Katie Grimes	3/5/11	ISU Last Chance	8.40f
Sue Slutz	2/7/81	Oklahoma Classic	8.40

Year-by-Year Performances

1980	Veronica Flowers	9.12
1981	Sue Slutz	8.40
1997	Lori Spurlin	9.44
1998	Ami Peters	8.61
1999	Nicole Mitchell	9.47
2000	Candice Cole	9.51
2002	Marissa Allhouse	9.03
2006	Julianne Kennedy	8.84
2007	Tori Smith/Sandra Iwunze	8.74
2008	Julianne Kennedy	8.49
2009	Tori Smith	8.47
2010	Kelsey Lloyd	8.49
2011	Katie Grimes	8.38




High Jump

School Record (as of Feb. 28 2011)

Lacy Wilson

1.83/6'-0" set on Feb. 24, 2007

Name	Date	Site	Jump
Lacy Wilson	2/24/07	Big 12 Championships	6'-0"
Lacy Wilson	1/29/05	WK Classic	5'-11.25"
Misty Coley	1/28/06	UNM Inivte	5'-11.25"
Lacy Wilson	3/9/07	NCAA Championships	5'-10.75"
Lacy Wilson	1/24/04	Red Raider Quad	5'-10.75"
Misty Coley	2/11/06	Tyson Invite	5'-10.75"

Year-by-Year Performances

1979	Carol Renneisen	5'-2"
1981	Jaymie Rogers	5'-4"
1982	Rebecca Brown	5'-1"
1983	Rebecca Brown	5'-2"
1984	Gwen McCray	5'-8"
1985	Gay Gandee	5'-2"
1986	Georgianna Jones	4'-0"
1987	Wendy Tolson	5'-2"
1991	Khristie Davis	5'-2.5"
1992	Tammy Fine	5'-5"
1993	Khristie Davis	5'-4.25"
1994	Brande Brown	5'-1.75"
1995	Kristen Holmes	5'-3"
1996	Cheryl Gardner	5'-4.25"
1997	Crystal Harlan	5'-8"
1998	Crystal Harlan	5'-10"
2000	Ashley Ramsey	5'-3"
2001	Candice Cole	5'-1"
2002	Bliss Williams	4'-11.75"
2003	Brandi Dosser	5'-0.5"
2004	Lacy Wilson	5'-10.75"
2005	Lacy Wilson	5'-11.25"
2006	Misty Coley	5'-11.25"
2007	Lacy Wilson	6'-0"
2008	Julianne Kennedy	5'-10"
2009	Kelsey Lloyd	5'-9.75"
2010	Kelsey Lloyd	5'-9.75"
2011	Kelsey Lloyd	1.67/5'-5.75"

Long Jump

School Record (as of Feb. 28 2011)

Tori Polk

6.47/21'-2.75" set on Jan. 28, 2006

Name	Date	Site	Jump
Tori Polk	1/28/06	New Mexico Invite	21'-2.75"
Tori Polk	2/10/06	Tyson Invite	20'-11.75"
Tori Polk	2/25/05	Big 12 Championships	19'-11.25"
Tori Polk	2/25/06	Big 12 Championships	19'-9.75"
Cynthia Mills	2/2/80	WTSU Invite	19'-8.25"

Year-by-Year Performances

1979	Sharon Moultrie	18'-3"
1980	Cynthia Mills	19'-8.25"
1981	Sharon Moultrie	19'-6"
1982	Sharon Moultrie	19'-5"
1983	Ollie Shead	16'-0"
1984	Gwen McCray	18'-10.75"
1985	Gay Gandee	17'-6"
1987	Cheryl Young	18'-5"
1988	Amanda Banks	17'-11.75"
1989	Pat Collins	18'-0.75"
1990	Amanda Banks	18'-11.25"
1991	Khristie Davis	16'-4"
1992	Stephanie Horne	18'-6.5"
1993	Heidi Wilfong	17'-3"
1994	Ginger Gilchrist	17'-2.75"
1996	Lori Spurlin	18'-1.75"
1997	Lori Spurlin	17'-6.25"
1998	Kaneshia Polk	17'-9.25"
1999	Kaneshia Polk	18'-9"
2000	Kori Crampton	18'-4"
2001	Bliss Williams	18'-4.50"
2002	Geralda Dukuly	18'-8.75"
2003	Tori Polk	19'-1.25"
2004	Tori Polk	19'-7.5"
2005	Tori Polk	19'-11.25"
2006	Tori Polk	21'-2.75"
2007	Julianne Kennedy	18'-11.25"
2008	Janell Appelhans	18'-10"
2009	Janell Appelhans	18'-10"
2010	Kelsey Lloyd	19'-7.50"
2011	Kelsey Lloyd	5.75/18'-10.50"



Triple Jump

School Record (as of Feb. 28 2011)

Amanda Banks

12.64/41'-5.5" set on Jan. 13, 1990

Name	Date	Site	Time
Amanda Banks	1/13/90	TTU Open	41'-5.5"
Amanda Banks	2/16/90	SWC Championships.	41'-4.25"
Amanda Banks	2/25/89	TT Last Chance	41'-3"
Amanda Banks	1/27/90	TTU Invite	40'-7.75"
Kaneshia Polk	2/28/98	Big 12 Championships	40'-5"

Year-by-Year Performances

1987	Amanda Banks	39'-6.75"
1988	Amanda Banks	40'-1.75"
1989	Amanda Banks	41'-3"
1990	Amanda Banks	41'-5.5"
1993	Heidi Wilfong	33'-10.75"
1994	Brande Brown	35'-5.75"
1995	Brande Brown	38'-8.25"
1996	Brande Brown	39'-3.25"
1997	Kaneshia Polk	40'-1.5"
1998	Kaneshia Polk	40'-5"
1999	Kaneshia Polk	39'-8"
2001	Bliss Williams	35'-8.75"
2002	Geralda Dukuly	39'-4.5"
2003	Geralda Dukuly	39'-7.75"
2004	Geralda Dukuly	40'-1.5"
2005	Geralda Dukuly	40'-1.25"
2007	Veronica DiLullo	37'-0.5"
2009	Veronica DiLullo	38'-5"
2010	Veronica DiLullo	38'-9"

Pole Vault

School Record (as of Feb. 28 2011)

Shade Weygandt

59'-7" set on Jan. 24, 2009

Name	Date	Site	Time
Shade Weygandt	1/22/11	TTU Invite	4.40/14'-5.25"
Shade Weygandt	1/28/11	TAMU Challenge	4.35/14'-3.25"
Shade Weygandt	2/27/10	Big 12 Championships	14'-2.50"
Shade Weygandt	3/5/11	Wash. Last Chance	4.30/14'-1.25"
Shade Weygandt	2/13/10	Texas A&M	13'-11.25"

Year-by-Year Performances

1999	Bobbi Crill	11'-1.75"
2000	Bobbi Crill	11'-1.75"
2001	Katie Petropolous	9'-8"
2002	Brittney Lanehart	10'-4.25"
2003	Dana Rosenblatt	11'-10"
2004	Dana Rosenblatt	12'-7.5"
2005	Britni Lawrence	13'-1.5"
2006	Amanda Alley	12'-11.5"
2007	Lindsey Walesheck	13'-5.25"
2008	Kelley Schulz	13'-1"
2009	Amanda Alley	13'-3.75"
2010	Shade Weygandt	14'-2.50"
2011	Shade Weygandt	4.40/14'-5.25"

Weight Throw

School Record (as of Feb. 28 2011)

Kelly Closse

20.26/66'-5.75 set on Feb. 25, 2011

Name	Date	Site	Distance
Kelly Closse	2/25/11	Big 12 Championships	20.26/66'-5.75"
Ozie Okolie	1/24/09	TTU Open	66'-3.75"
Kelly Closse	1/15/11	TTU Open	20.17/66'-2.25"
Kelly Closse	1/15/11	TTU Open	19.96/65'-6"
Ozie Okolie	2/27/09	Big 12 Champ	64'-10.75"

Year-by-Year Performances

1997	Alexcia Jones	49'-9.25"
1998	Sipa Finau	50'-4.75"
1999	Sipa Finau	51'-7"
2000	Sipa Finau	58'-0.5"
2001	Megan Schuessler	41'-10"
2002	Olivia Clardy	53'-0"
2003	Olivia Clardy	58'-3.75"
2004	Olivia Clardy	55'-0.25"
2005	Olivia Clardy	52'-2"
2006	Patience Knight	50'-10.25"
2007	Patience Knight	53'-1"
2008	Ozie Okolie	63'-11.5"
2009	Ozie Okolie	66'-3.75"
2010	Ozie Okolie	61'-10.75"
2011	Kelly Closse	20.26/66'-5.75"



Shot Put

School Record (as of Feb. 28 2011)

Patience Knight

17.27/56'-8" set on March 15, 2008

Name	Date	Site	Distance
Patience Knight	2/15/08	NCAA Championships	56'-8"
Patience Knight	3/1/08	Big 12 Championships	56'-4.5"
Patience Knight	2/28/09	Big 12 Championships	56'-2"
Ifeatu Okafor	2/25/11	Big 12 Champs	17.10/56'-1.25"
Patience Knight	1/24/09	TTU Open	54'-9.25"

Year-by-Year Performances

1979	Cyndi Luna	36'-3.75"
1980	Rose Kuehler	34'-11"
1981	Early Douglas	43'-1"
1982	Early Douglas	45'-7.25"
1983	Early Douglas	46'-7"
1984	Cee Williams	41'-2.5"
1985	Cee Williams	43'-3.25"
1987	Debbie Rutowski	39'-5"
1988	Missy Geisler	35'-10.25"
1989	Debbie Rutowski	41'-6.5"
1991	Belinda Prichard	31'-8.5"
1992	Belinda Prichard	32'-6.5"
1993	Kelli Sehon	37'-8"
1994	Tabitha Polk	51'-3.5"
1995	Tabitha Polk	49'-0.25"
1996	Alexcia Jones	37'-1.75"
1997	Sipa Finau	39'-5.75"
1998	Sipa Finau	44'-5.75"
1999	Tracy Anderson	41'-8.75"
2000	Sipa Finau	42'-4.75"
2001	Megan Schuessler	42'-8"
2002	Megan Schuessler	45'-10.75"
2003	Megan Schuessler	45'-0.5"
2004	Megan Schuessler	46'-9.5"
2005	Krista Grantham	34'-0.25"
2006	D'Andra Carter	47'-2.5"
2007	Patience Knight	50'-8.25"
2008	Patience Knight	56'-8"
2009	Patience Knight	56'-2"
2010	Ifeatu Okafor	47'-9"
2011	Ifeatu Okafor	17.10/56'-1.25"

Pentathlon

School Record (as of Feb. 28 2011)

Julianne Kennedy

4,116 set on March 15, 2008

Name	Date	Site	Time
Julianne Kennedy	3/15/08	NCAA Champ.	4,116 points
Julianne Kennedy	2/29/08	Big 12 Champ	4,085 points
Julianne Kennedy	2/23/07	Big 12 Champ.	4,025 points
Kelsey Lloyd	2/5/10	New Mexico Classic	3,989 points
Julianne Kennedy	2/2/08	United Heritage Invite	3,953 point

4x400 Relay

School Record (as of Feb. 28 2011)

Tori Polk, Shereefa Lloyd, Rachelle Evans, Licretia Sibley

3:33.85 set on March 6, 2004

Name	Date	Site	Time
Tori Polk, Shereefa Lloyd, Rachelle Evans, Licretia Sibley	3/6/04	ISU Last Chance	3:33.85
Candace Jackson, Trudeann Clarke, Erica Alexander, Taylor Evans	3/12/10	NCAA Champs	3:34.85
Louise Cox, Shereefa Lloyd, Tori Polk, Licretia Sibley	2/12/05	Tyson Invite	3:35.11
Candace Jackson, Trudeann Clarke, Erica Alexander, Taylor Evans	3/6/10	ISU Last Chance	3:35.22
Candace Jackson, Erica Alexander, Terra Evans, Taylor Evans	3/5/11	ISU Last Chance	3:36.33

Year-by-Year Performances

1984	Howell, Sender, Jan Davis, Patterson	4:07.91
1987	Young, Collins, Jones, Banks	4:05.94
1988	Ramirez, Doherty, Collins, Jones	4:03.88
1989	Collins, Ramirez, Hall, Banks	4:04.16
1990	Legs Unknown	4:01.17
1991	Davis, Wilfong, Dixon, Echols	4:10.15
1992	Davis, Morris, Wilfong, Haner	3:57.65
1993	Legs Unknown	3:59.35
1994	Bell, Hazelwood, Moseley, Frescaz	3:58.37
1995	Legs Unknown	4:01.41
1996	Dyer, Weathers, Affeldt, Williams	3:47.72
1997	Affeldt, Weathers, Polk, Wright	3:50.82
1998	Polk, Weathers, Wright, Barrow	3:50.95
1999	Roberts, Polk, Iwu, Coleman	3:49.13
2000	Legs Unknown	3:43.19
2001	Iwu, Barrow, Brigham, Evans	3:40.11
2002	Barrow, Evans, Begelton, Sibley	3:36.97
2003	Evans, Mitchell, Cook, Sibley	3:43.55
2004	Polk, Lloyd Evans, Sibley	3:33.85
2005	Cox, Lloyd, Polk, Sibley	3:35.11
2006	Mayers, Cox, Chambers, Polk	3:41.24
2007	Starks, Cox, Boleware, Iwunze	3:42.33
2008	Starks, Williams, Boleware, Iwunze	3:45.60
2009	Clarke, Boleware Iwunze, Lloyd	3:39.74
2010	Jackson, Clarke, Alexander, Evans	3:34.85
2011	Jackson, Alexander Evans, Evan	3:36.33



DMR

School Record (as of Feb. 28 2011)

Caroline Jeptling, Erica Alexander, Purity Biwott, Caroline Karunde
11:01.67 set on March 11, 2011

Name	Date	Site	Time
Caroline Jepleting, Erica Alexander, Purity Biwott, Caroline Karunde	3/11/11	NCAA Championships	11:01.67
Caroline Jepleting, Meshawn Graham, Purity Biwott, Caroline Karunde	3/08/11	Alex Wilson Invite	11:07.18
Purity Biwott, Trudeann Clarke, Gladys Kipsang, Caroline Karunde	3/12/10	NCAA Championships	11:09.53
Purity Biwott, Trudeann Clarke, Gladys Kipsang, Caroline Karunde	2/05/10	New Balance Invite	11:10.28
Purity Biwott, Candace Jackson, Caroline Jeptling, Caroline Karunde	2/25/11	Big 12 Championships	11:10.63

