

Texas Tech Track and Field

Season Performances by Athlete - Updated Feb. 6, 2012

Women's Indoor**Women's****Alexander, Erica**

| Event | Meet | Mark | Place |
|----------|-------------------|--------|-------|
| 55m Dash | TTUOpen(Jan20-21) | 6.98f | 3 |
| 55m Dash | TTUOpen(Jan20-21) | 7.01p | 2 |
| 55m Dash | TTUOpen(Jan13-14) | 7.12p | 3 |
| 55m Dash | TTUOpen(Jan13-14) | 6.99*f | 1 |
| 60m Dash | TAMU Challenge | 7.55p | 4 |
| 60m Dash | NB Invitational | 7.56p | 30 |
| 60m Dash | TAMU Challenge | 7.58 | 4 |

Amadu, Mariam

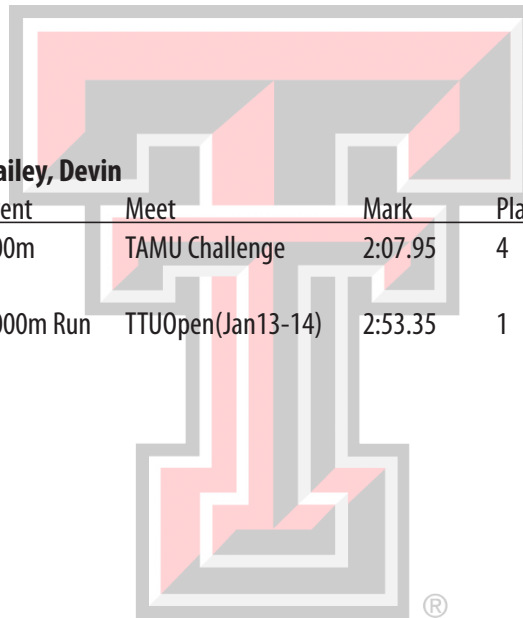
| Event | Meet | Mark | Place |
|-----------|-------------------|---------|-------|
| 400m Dash | TTUOpen(Jan20-21) | 57.35 | 5 |
| 400m Dash | TTUOpen(Jan13-14) | 58.10 | 10 |
| 400m Dash | TAMU Challenge | 58.92 | 13 |
| 500m Dash | NB Invitational | 1:16.78 | 24 |
| 600y Run | TTUOpen(Jan20-21) | 1:27.80 | 5 |
| 600y Run | TTUOpen(Jan13-14) | 1:28.66 | 6 |

Archer, McKenzie

| Event | Meet | Mark | Place |
|-------|------|------|-------|
|-------|------|------|-------|

Bailey, Devin

| Event | Meet | Mark | Place |
|-----------|-------------------|---------|-------|
| 800m | TAMU Challenge | 2:07.95 | 4 |
| 1000m Run | TTUOpen(Jan13-14) | 2:53.35 | 1 |

**Campbell, Paisley**

| Event | Meet | Mark | Place |
|-----------|-------------------|---------|-------|
| 400m Dash | TTUOpen(Jan13-14) | 1:02.22 | 25 |

Carson, Hannah

| Event | Meet | Mark | Place |
|-------|------|------|-------|
|-------|------|------|-------|

Texas Tech Track and Field

Season Performances by Athlete - Updated Feb. 6, 2012

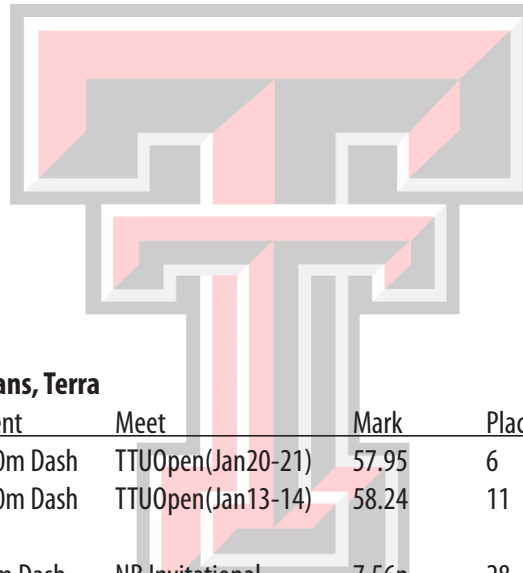
Women's Indoor

Closse, Kelly

| Event | Meet | Mark | Place |
|--------------|-------------------|-----------|-------|
| Shot Put | TAMU Challenge | 55' 2.75" | 1 |
| Shot Put | Red Raider Open | 53' 1.00" | 1 |
| Shot Put | TTUOpen(Jan13-14) | 53' 0.25" | 1 |
| Shot Put | TTUOpen(Jan20-21) | 52' 7.50" | 1 |
| Weight Throw | Red Raider Open | 70'-9.00 | 1 |
| Weight Throw | TTUOpen(Jan20-21) | 68' 7.25" | 1 |
| Weight Throw | TAMU Challenge | 63' 8.75" | 2 |
| Weight Throw | TTUOpen(Jan13-14) | 63' 7.75" | 1 |

Evans, Taylor

| Event | Meet | Mark | Place |
|-----------|-------------------|----------|-------|
| 400m Dash | TAMU Challenge | 54.30 | 3 |
| 400m Dash | TTUOpen(Jan13-14) | 55.39 | 4 |
| 400m Dash | TTUOpen(Jan20-21) | 55.67 | 2 |
| 500m Dash | NB Invitational | 1:13.79f | 9 |



Evans, Terra

| Event | Meet | Mark | Place |
|-----------|-------------------|--------------------|-------|
| 400m Dash | TTUOpen(Jan20-21) | 57.95 | 6 |
| 400m Dash | TTUOpen(Jan13-14) | 58.24 | 11 |
| 60m Dash | NB Invitational | 7.56p | 28 |
| 60m Dash | TAMU Challenge | 7.75p [®] | 12 |

Folan Rachel

| Event | Meet | Mark | Place |
|--------|-------------------|---------|-------|
| 800m | Red Raider Open | 2:19.81 | 3 |
| 1000m | TTUOpen(Jan13-14) | 3:00.69 | 4 |
| 1 mile | TAMU Challenge | 5:12.77 | 14 |
| 1 mile | TTUOpen(Jan20-21) | 5:15.51 | 2 |

Greve, Roxie

| Event | Meet | Mark | Place |
|-------------|-------------------|-------|-------|
| 55m Hurdles | Red Raider Open | 8.28p | 6 |
| 55m Hurdles | Red Raider Open | 8.34f | 6 |
| 55m Hurdles | TTUOpen(Jan13-14) | 8.39f | 7 |
| 55m Hurdles | TTUOpen(Jan13-14) | 8.39p | 6 |
| 55m Hurdles | TTUOpen(Jan20-21) | 8.45 | 9 |
| 55m Hurdles | TTUOpen(Jan20-21) | 8.46p | 10 |
| 200m Dash | Red Raider Open | 26.56 | 30 |
| 200m Dash | TTUOpen(Jan20-21) | 27.13 | 46 |
| 200m Dash | TTUOpen(Jan13-14) | 27.36 | 34 |
| 60m Hurdles | TAMU Challenge | 9.11p | 13 |

Texas Tech Track and Field

Season Performances by Athlete - Updated Feb. 6, 2012

Women's Indoor

Grimes, Katie

| Event | Meet | Mark | Place |
|-------------|-------------------|--------|-------|
| 55m Hurdles | TTUOpen(Jan13-14) | 7.74*p | 1 |
| 55m Hurdles | TTUOpen(Jan20-21) | 7.77f | 1 |
| 55m Hurdles | TTUOpen(Jan13-14) | 7.77f | 1 |
| 55m Hurdles | TTUOpen(Jan20-21) | 7.85p | 1 |
| 60m Hurdles | NB Invitational | 8.28c | 4 |
| 60m Hurdles | TAMU Challenge | 8.33f | 1 |
| 60m Hurdles | NB Invitational | 837p | 11 |
| 60m Hurdles | TAMU Challenge | 8.40p | 1 |

Harris, Cadija

| Event | Meet | Mark | Place |
|-------|------|------|-------|
|-------|------|------|-------|

Jackson, Candace

| Event | Meet | Mark | Place |
|-----------|-------------------|--------|-------|
| 55m Dash | TTUOpen(Jan13-14) | 7.10p | 2 |
| 55m Dash | TTUOpen(Jan13-14) | 7.09f | 3 |
| 200m Dash | TAMU Challenge | 24.16 | 9 |
| 400m Dash | NB Invitational | 54.26f | 6 |
| 400m Dash | NB Invitational | 54.37p | 6 |
| 400m Dash | TTUOpen(Jan20-21) | 54.79 | 1 |



Jackson, Quianna

| Event | Meet | Mark | Place |
|-------|------|------|-------|
|-------|------|------|-------|

Jepleting, Caroline

| Event | Meet | Mark | Place |
|--------|----------------|---------|-------|
| 1 mile | TAMU Challenge | 4:42.20 | 3 |

Lewis, Olivia

| Event | Meet | Mark | Place |
|-----------|-------------------|-------|-------|
| 400m Dash | NB Invitational | 55.29 | 16 |
| 400m Dash | TAMU Challenge | 55.72 | 4 |
| 400m Dash | TTUOpen(Jan13-14) | 56.10 | 5 |

Livergood, Madeline

| Event | Meet | Mark | Place |
|-------|------|------|-------|
|-------|------|------|-------|

Texas Tech Track and Field

Season Performances by Athlete - Updated Feb. 6, 2012

Women's Indoor**Long, Adrienne**

| Event | Meet | Mark | Place |
|-------|------|------|-------|
|-------|------|------|-------|

Meyers, Karlyn

| Event | Meet | Mark | Place |
|-------|------|------|-------|
|-------|------|------|-------|

Okafor, Ifeatu

| Event | Meet | Mark | Place |
|----------|--------------------|------------|-------|
| Shot Put | TAMU Challenge | 51' 11.25 | 3 |
| Shot Put | TTUOpen(Jan20-21) | 51' 7.00" | 2 |
| Shot Put | TTUOpen(Jan.13-14) | 48' 11.00" | 2 |
| Shot Put | Red Raider Open | Foul | - |

Nwokey, Precious

| Event | Meet | Mark | Place |
|-------------|-------------------|-----------|-------|
| 55m Hurdles | TTUOpen(Jan13-14) | 8.00p | 2 |
| 55m Hurdles | TTUOpen(Jan20-21) | 7.95f | 2 |
| 55m Hurdles | TTUOpen(Jan13-14) | 7.95f | 2 |
| 55m Hurdles | TTUOpen(Jan20-21) | 8.08p | 2 |
| Long Jump | TTUOpen(Jan13-14) | 20' 0.25" | 1 |
| Pentathlon | TAMU Challenge | 3,961pts | 3 |

Palu, Michaela

| Event | Meet | Mark | Place |
|-------|------|------|-------|
|-------|------|------|-------|

McGhee, Avril

| Event | Meet | Mark | Place |
|-------|-----------------|--------|-------|
| TJ | NB Invitational | 12.35m | 12 |

Parker, Natalie

| Event | Meet | Mark | Place |
|-----------|-------------------|---------|-------|
| 200m | Red Raider Open | 26.44 | 26 |
| 200m | TTUOpen(Jan20-21) | 26.68 | 35 |
| 200m | TTUOpen(Jan13-14) | 27.00 | 29 |
| 400m Dash | TTUOpen(Jan20-21) | 1:00.32 | 19 |
| 400m Dash | Red Raider Open | 1:01.03 | 34 |
| 400m Dash | TTUOpen(Jan13-14) | 1:02.67 | 27 |

Texas Tech Track and Field

Season Performances by Athlete - Updated Feb. 6, 2012

Women's Indoor

Pledger, Le'Tristan

| Event | Meet | Mark | Place |
|-------|------|------|-------|
|-------|------|------|-------|

Pool, J'Cee


| Event | Meet | Mark | Place |
|-------|------|------|-------|
|-------|------|------|-------|

Scott, Chelsea

| Event | Meet | Mark | Place |
|--------|-------------------|----------|-------|
| 1 Mile | TTUOpen(Jan13-14) | 5:29.71 | 9 |
| 3000m | TAMU Challenge | 10:24.22 | 16 |
| 3000m | Red Raider Open | 10:39.13 | 5 |
| 3000m | TTUOpen(Jan20-21) | 10:46.18 | 7 |

Smith, Kristyn

| Event | Meet | Mark | Place |
|-----------|-------------------|---------|-------|
| 200m Dash | Red Raider Open | 27.19 | 39 |
| 200m Dash | TTUOpen(Jan20-21) | 27.48 | 54 |
| 200m Dash | TTUOpen(Jan13-14) | 27.89 | 43 |
| 400m Dash | Red Raider Open | 1:02.10 | 38 |
| 400m Dash | TTUOpen(Jan20-21) | 1:03.25 | 39 |
| 400m Dash | TTUOpen(Jan13-14) | 1:05.27 | 34 |



Tanui, Rose

| Event | Meet | Mark | Place |
|-------|----------------|------|-------|
| 1000m | TAMU Challenge | 9:34 | 5 |

Thomas, Tara

| Event | Meet | Mark | Place |
|-------|------|------|-------|
|-------|------|------|-------|

Waters, Caitlin

| Event | Meet | Mark | Place |
|-------|-------------------|---------|-------|
| 800m | Red Raider Open | 2:17.02 | 1 |
| 800m | TAMU Challenge | 2:19.40 | 12 |
| 800m | TTUOpen(Jan20-21) | 2:24.63 | 6 |
| 1000m | TTUOpen(Jan13-14) | 3:10.62 | 6 |

Texas Tech Track and Field

Season Performances by Athlete - Updated Feb. 6, 2012

Women's Indoor**Westervelt, Kaci**

| Event | Meet | Mark | Place |
|--------|-------------------|----------|-------|
| 1 Mile | TTUOpen(Jan13-14) | 5:18.78* | 6 |
| 1 Mile | TTUOpen(Jan20-21) | 5:25.00 | 6 |
| 3000m | TAMU Challenge | 10:21.97 | 15 |
| 3000m | Red Raider Open | 10:38.76 | 3 |

Wohlschlag, Mary

| Event | Meet | Mark | Place |
|-------|------|------|-------|
|-------|------|------|-------|

Weygandt, Shade

| Event | Meet | Mark | Place |
|-------|------|------|-------|
|-------|------|------|-------|

White Cierra

| Event | Meet | Mark | Place |
|----------|--------------------|-------|-------|
| 55m Dash | TTUOpen(Jan13-14) | 7.03f | 2 |
| 55m Dash | TTUOpen(Jan20-21) | 7.06f | 5 |
| 55m Dash | TTUOpen(Jan.20-21) | 7.07p | 4 |
| 55m Dash | TTUOpen(Jan13-14) | 7.09p | 1 |
| 60m Dash | NB Invitational | 7.55p | 26 |
| 60m Dash | TAMU Challenge | 7.66p | 6 |
| 200m | NB Invitational | 24.27 | 18 |
| 200m | TAMU Challenge | 24.35 | 13 |

