

Institution: **The University of Texas at Austin (228778) (1)** User ID: **E82287781**

SURVEY STATUS

REPORTS

TOOLS

HELP

LOGOUT

Institution Identification

[Click here for screen instructions](#)

Information may not be updated at this time because you currently has view only access to this data.

General Information

Institution Name	The University of Texas at Austin			
Address 1*	1 University Station			
Address 2				
City *	Austin			
State *	Texas			
ZIP Code *	78712	-		
Telephone *	512	-	471	- 3434 Ext.

Athletic Department

Athletic Department Name*	The University of Texas at Austin			
Athletic Director Name*	DeLoss Dodds			
Address 1*	Intercollegiate Athletics			
Address 2	P.O. Box 7399			
City*	AUSTIN			
State*	Texas			
ZIP Code*	78713	-	7399	
Telephone *	512	-	471	- 5757 Ext.

Chief Administrative Officer

Chief Administrative Officer's Name*	William Powers, Jr.			
Title*	President			
Telephone *	512	-	471	- 1232 Ext.
Fax	512	-	471	- 8102
E-mail Address*	President@po.utexas.edu			

EADA General

Designated Reporting Year*
 Note: The reporting period must be 12 months. The dates for the reporting year should be consistent from year to year.
 Begins: (MM/DD) /2007 Ends: (MM/DD) /2008

Number of full-time undergraduates (i.e., full-time, baccalaureate, degree-seeking students) by gender: The numbers below were reported on your institution's 2007-08 IPEDS Survey and should not be changed unless they were reported incorrectly to IPEDS.

	Number	Percent
Male undergraduates	<input type="text" value="17681"/>	48 %
Female undergraduates	<input type="text" value="19154"/>	52 %
Total undergraduates	36835	100 %

Athletic Sanctioning Body for the designated reporting year (select one):*

NCAA Division I-A
 NAIA Division I

- NCAA Division I-AA
- NCAA Division I-AAA
- NCAA Division II (with football)
- NCAA Division II (without football)
- NCAA Division III (with football)
- NCAA Division III (without football)
- Other
- NAIA Division II
- NAIA Division III
- NJCAA Division I
- NJCAA Division II
- NJCAA Division III
- NCCAA Division I
- NCCAA Division II

Other Description:

Update Status

Date Completed	10/13/2008
Update Status	Updated

[Return to Survey Status](#)

Print Form(s)

Return

Equity in Athletics 2008

Institution: The University of Texas at Austin (228778)

User ID: E82287781

Screening Questions

Please answer these questions carefully as your responses will determine which subsequent data entry screens are appropriate for your institution.

1. How will you report Operating Expenses (i.e., Game Day expenses)?

By Team

Per Participant

2. Select the type of varsity sports teams at your institution.

Men's Teams Only

Women's Teams Only

Both Men's Teams and Women's Teams

Men's Teams and Coed Teams

Women's Teams and Coed Teams

Men's Teams and Women's Teams and Coed Teams

Coed Teams Only

3. Do you have any assistant coaches?

Yes

Men's Teams

Women's Teams

Coed Teams

No

Institution: The University of Texas at Austin (228778)

User ID: E82287781

Sports Selection - Men's and Women's Teams

Select the varsity sports teams at your institution.

Sport	Men's	Women's	Sport	Men's	Women's
Archery	<input type="checkbox"/>	<input type="checkbox"/>	Badminton	<input type="checkbox"/>	<input type="checkbox"/>
Baseball	<input checked="" type="checkbox"/>	<input type="checkbox"/>	Basketball	<input type="checkbox"/>	<input type="checkbox"/>
Beach Volleyball	<input type="checkbox"/>	<input type="checkbox"/>	Bowling	<input type="checkbox"/>	<input type="checkbox"/>
Cross Country	<input type="checkbox"/>	<input type="checkbox"/>	Diving	<input type="checkbox"/>	<input type="checkbox"/>
Equestrian	<input type="checkbox"/>	<input type="checkbox"/>	Fencing	<input type="checkbox"/>	<input type="checkbox"/>
Field Hockey	<input type="checkbox"/>	<input type="checkbox"/>	Football	<input checked="" type="checkbox"/>	<input type="checkbox"/>
Golf	<input checked="" type="checkbox"/>	<input checked="" type="checkbox"/>	Gymnastics	<input type="checkbox"/>	<input type="checkbox"/>
Ice Hockey	<input type="checkbox"/>	<input type="checkbox"/>	Lacrosse	<input type="checkbox"/>	<input type="checkbox"/>
Rifle	<input type="checkbox"/>	<input type="checkbox"/>	Rodeo	<input type="checkbox"/>	<input type="checkbox"/>
Rowing	<input type="checkbox"/>	<input checked="" type="checkbox"/>	Sailing	<input type="checkbox"/>	<input type="checkbox"/>
Skiing	<input type="checkbox"/>	<input type="checkbox"/>	Soccer	<input type="checkbox"/>	<input checked="" type="checkbox"/>
Softball	<input type="checkbox"/>	<input checked="" type="checkbox"/>	Squash	<input type="checkbox"/>	<input type="checkbox"/>
Swimming	<input type="checkbox"/>	<input type="checkbox"/>	Swimming and Diving (combined)*	<input checked="" type="checkbox"/>	<input checked="" type="checkbox"/>
Synchronized Swimming	<input type="checkbox"/>	<input type="checkbox"/>	Table Tennis	<input type="checkbox"/>	<input type="checkbox"/>
Team Handball	<input type="checkbox"/>	<input type="checkbox"/>	Tennis	<input checked="" type="checkbox"/>	<input checked="" type="checkbox"/>
Track and Field (Indoor)	<input type="checkbox"/>	<input type="checkbox"/>	Track and Field (Outdoor)	<input type="checkbox"/>	<input type="checkbox"/>
Track and Field and Cross Country (combined) *	<input checked="" type="checkbox"/>	<input checked="" type="checkbox"/>	Volleyball	<input type="checkbox"/>	<input checked="" type="checkbox"/>
Water Polo	<input type="checkbox"/>	<input type="checkbox"/>	Weight Lifting	<input type="checkbox"/>	<input type="checkbox"/>
Wrestling	<input type="checkbox"/>	<input type="checkbox"/>	<u>Other Sports (Specify sports in the caveat box.)</u>	<input type="checkbox"/>	<input type="checkbox"/>

CAVEAT

* You may report data for track and field teams separately or in a combined manner (i.e., Track and Field and Cross Country (combined)) and data for Swimming and Diving teams separately or in a combined manner (i.e., Swimming and Diving (combined)).

Note: Dancing and Cheerleading are not reportable sports.

If after leaving this screen you return to it to add a sport, be sure to include associated data for that sport on subsequent screens. If you return to this screen to delete a sport, all associated data for that sport will be deleted from subsequent screens as well.

Institution: The University of Texas at Austin (228778)

User ID: E82287781


Athletics Participation - Men's and Women's Teams

Athletics Participation

Number of participants as of the day of the first scheduled contest

Varsity Teams	Men's Teams	Women's Teams
Baseball	39	
Basketball	14	13
Football	116	
Golf	11	13
Rowing		102
Soccer		25
Softball		16
Swimming and Diving (combined)	33	28
Tennis	12	9
Track and Field and Cross Country (combined)	103	74
Volleyball		15
Total Participants Men's and Women's Teams	328	295
Unduplicated Count of Participants (Number of individuals who participated on at least one varsity team.)	267	258

CAVEAT



Institution: The University of Texas at Austin (228778)

User ID: E82287781


Head Coaches - Men's Teams

Head Coaches - Men's Teams

*A full-time head coach is an individual who coaches one team full-time **and** is a full-time employee of the school.*

Varsity Teams	Male Head Coaches				Female Head Coaches				Total Head Coaches
	Full-Time Coaching Duties	Part-Time Coaching Duties	Full-Time University Employee	Part-Time University Employee or Volunteer	Full-Time Coaching Duties	Part-Time Coaching Duties	Full-Time University Employee	Part-Time University or Volunteer	
Baseball	1		1						1
Basketball	1		1						1
Football	1		1						1
Golf	1		1						1
Swimming and Diving (combined)	1		1						1
Tennis	1		1						1
Track and Field and Cross Country (combined)	1		1						1
Coaching Position Totals	7	0	7	0	0	0	0	0	7

CAVEAT



Institution: The University of Texas at Austin (228778)

User ID: E82287781


Head Coaches - Women's Teams

Head Coaches - Women's Teams

A full-time head coach is an individual who coaches one team full-time **and** is a full-time employee of the school.

Varsity Teams	Male Head Coaches				Female Head Coaches				Total Head Coaches
	Full-Time Coaching Duties	Part-Time Coaching Duties	Full-Time University Employee	Part-Time University Employee or Volunteer	Full-Time Coaching Duties	Part-Time Coaching Duties	Full-Time University Employee	Part-Time University Employee or Volunteer	
Basketball	1				1				1
Golf					1				1
Rowing					1				1
Soccer	1		1						1
Softball					1				1
Swimming and Diving (combined)					1				1
Tennis					1				1
Track and Field and Cross Country (combined)					1				1
Volleyball	1		1						1
Coaching Position Totals	2	0	2	0	7	0	7	0	9

CAVEAT



Institution: The University of Texas at Austin (228778)

User ID: E82287781

Head Coaches' Salaries - Men's and Women's Teams

Head Coaches' Salaries

Enter salaries and bonuses only. Do not include benefits on this screen. Do not include volunteer coaches in your calculations.

	Men's Teams	Women's Teams
Average Annual Institutional Salary per Head Coach	1,004,232	300,121
Number of Head Coaches Included in Average	7	9
Average Annual Institutional Salary per Full-time equivalent (FTE)	1,004,232	300,121
Number of Full-time equivalents (FTEs) Included in Average	7.00	9.00

CAVEAT

Institution: The University of Texas at Austin (228778)

User ID: E82287781

Assistant Coaches - Men's Teams

Assistant Coaches - Men's Teams

*A full-time assistant coach is an individual who coaches one team full-time **and** is a full-time employee of the school.*

Varsity Teams	Male Assistant Coaches				Female Assistant Coaches				Total Assistant Coaches
	Full-Time Coaching Duties	Part-Time Coaching Duties	Full-Time University Employee	Part-Time University Employee or Volunteer	Full-Time Coaching Duties	Part-Time Coaching Duties	Full-Time University Employee	Part-Time University Employee or Volunteer	
Baseball	2	1	2	1					3
Basketball	3		3						3
Football	11		11						11
Golf	1		1						1
Swimming and Diving (combined)	1	2	2	1					3
Tennis	1		1						1
Track and Field and Cross Country (combined)	2	3	2	3					5
Coaching Position Totals	21	6	22	5	0	0	0	0	27

CAVEAT

Institution: The University of Texas at Austin (228778)

User ID: E82287781


Assistant Coaches - Women's Teams

Assistant Coaches - Women's Teams

A full-time assistant coach is an individual who coaches one team full-time and is a full-time employee of the school.

Varsity Teams	Male Assistant Coaches				Female Assistant Coaches				Total Assistant Coaches
	Full-Time Coaching Duties	Part-Time Coaching Duties	Full-Time University Employee	Part-Time University Employee or Volunteer	Full-Time Coaching Duties	Part-Time Coaching Duties	Full-Time University Employee	Part-Time University Employee or Volunteer	
Basketball					3		3		3
Golf					1		1		1
Rowing		2		2	2	2	2	2	6
Soccer	1		1		1	1	1	1	3
Softball					2		2		2
Swimming and Diving (combined)	1	1	2			2		2	4
Tennis					1		1		1
Track and Field and Cross Country (combined)	1	2	1	2	1	2	1	2	6
Volleyball	1	1	1	1	1		1		3
Coaching Position Totals	4	6	5	5	12	7	12	7	29

CAVEAT



Institution: The University of Texas at Austin (228778)

User ID: E82287781

Assistant Coaches' Salaries - Men's and Women's Teams

Assistant Coaches' Salaries

Enter salaries and bonuses only. Do not include benefits on this screen. Do not include volunteer assistant coaches in your calculations.

	Men's Teams	Women's Teams
Average Annual Institutional Salary per Assistant Coach	182,104	85,882
Number of Assistant Coaches Included in Average	22	18
Average Annual Institutional Salary per Full-time equivalent (FTE)	186,339	88,336
Number of Full-time equivalents (FTEs) Included in Average	21.50	17.50

CAVEAT

Institution: The University of Texas at Austin (228778)

User ID: E82287781

Athletically Related Student Aid - Men's and Women's Teams

Athletically Related Student Aid

Athletically Related Student Aid should also be included on the Revenues and Expenses screens for the teams to which it applies. If you do not have any aid to report, enter a 0.

	Men's Teams	Women's Teams	Total
Total	3,847,803	2,545,085	6,392,888
Ratio (percent)	60	40	100%

CAVEAT

Institution: The University of Texas at Austin (228778)

User ID: E82287781


Total Revenues - Men's and Women's Teams

Revenues by Team

The amount entered on the *Athletically Related Student Aid* screen must also be included in the revenues for the teams to which it applies. Do not include revenues for capital expenditures or debt service. Click on "[Click here for screen instructions](#)" for detailed information about other revenues to include.

Varsity Teams	Men's Teams	Women's Teams	Total
Basketball	12,892,079	1,824,894	14,716,973
Football	72,952,397		72,952,397
Baseball	3,783,768		3,783,768
Golf	409,737	289,329	699,066
Rowing		154,770	154,770
Soccer		753,598	753,598
Softball		452,339	452,339
Swimming and Diving (combined)	510,641	491,906	1,002,547
Tennis	226,446	233,720	460,166
Track and Field and Cross Country (combined)	334,660	276,563	611,223
Volleyball		1,309,216	1,309,216
Total Revenues of all Sports, Except Football and Basketball, Combined	5,265,252	3,961,441	9,226,693
Total Revenues Men's and Women's Teams	91,109,728	5,786,335	96,896,063
Not Allocated by Gender/Sport			23,392,307
Grand Total for all Teams (includes by team and not allocated by gender/sport)			120,288,370

CAVEAT



Institution: The University of Texas at Austin (228778)

User ID: E82287781


Recruiting Expenses - Men's and Women's Teams

Recruiting Expenses

Recruiting Expenses should also be included on the Expenses screen for the teams to which the Expenses apply.

	Men's Teams	Women's Teams	Total
Total	806,332	485,520	1,291,852

CAVEAT



Institution: The University of Texas at Austin (228778)

User ID: E82287781

Operating Expenses (i.e., Game-Day Expenses) - Men's and Women's Teams by Team

Operating Expenses by Team

Operating Expenses consist of game-day expenses only. You must include your operating expenses on the Total Expenses screen as well.

Varsity Teams	Participants	Men's Teams		Participants	Women's Teams		Total Operating Expenses
		Operating Expenses per Participant	By Team		Operating Expenses per Participant	By Team	
Basketball	14	136,684	1,913,579	13	114,383	1,486,984	3,400,563
Football	116	39,105	4,536,218				4,536,218
Baseball	39	25,972	1,012,900				1,012,900
Golf	11	25,397	279,366	13	17,873	232,355	511,721
Rowing				102	2,231	227,591	227,591
Soccer				25	13,030	325,760	325,760
Softball				16	19,044	304,710	304,710
Swimming and Diving (combined)	33	11,910	393,027	28	14,924	417,867	810,894
Tennis	12	16,900	202,798	9	16,237	146,133	348,931
Track and Field and Cross Country (combined)	103	5,014	516,484	74	5,149	381,042	897,526
Volleyball				15	42,052	630,774	630,774
Total Operating Expenses Men's and Women's Teams	328		8,854,372	295		4,153,216	13,007,588

CAVEAT



Institution: The University of Texas at Austin (228778)

User ID: E82287781


Total Expenses - Men's and Women's Teams

Expenses by Team

The amounts entered on the Athletically Related Student Aid, Operating Expenses, and Recruiting Expenses screens must also be included in the expenses for the teams to which they apply. Do not include capital expenditures or debt service. Click on "Click here for screen instructions" for detailed information about other expenses to include.

Varsity Teams	Men's Teams	Women's Teams	Total
Basketball	7,663,097	4,508,797	12,171,894
Football	20,049,651		20,049,651
Baseball	3,309,585		3,309,585
Golf	1,002,109	754,650	1,756,759
Rowing		1,218,504	1,218,504
Soccer		1,867,904	1,867,904
Softball		1,146,548	1,146,548
Swimming and Diving (combined)	1,633,446	1,561,260	3,194,706
Tennis	752,696	813,666	1,566,362
Track and Field and Cross Country (combined)	1,497,876	1,423,160	2,921,036
Volleyball		2,222,612	2,222,612
Total Expenses of all Sports, Except Football and Basketball, Combined	8,195,712	11,008,304	19,204,016
Total Expenses Men's and Women's Teams	35,908,460	15,517,101	51,425,561
Not Allocated by Gender/Sport			49,557,035
Grand Total Expenses			100,982,596

CAVEAT



Institution: The University of Texas at Austin (228778)

User ID: E82287781

Revenues & Expenses Summary

Revenues and Expenses Summary

Grand Total Revenues	120,288,370
Grand Total Expenses	100,982,596

Please review this screen carefully. **The amount of Grand Total Revenues must be equal to or greater than the amount of Grand Total Expenses** before you can lock your survey data. If it is not, you must go back and correct the amounts you entered on the Total Revenues and/or Total Expenses screen(s).

Remember that your **Total Revenues** and **Total Expenses** screens must include amounts you entered on some of the other screens. That is:

- The amount you entered on the Athletically Related Student Aid screen must be included with all of your other revenues (budget, ticket sales, etc.) on the **Total Revenues** screen. For detailed information on what to include in Total Revenues, click on 'Click here for screen instructions' on the Total Revenues screen.
- The amount you entered on the Operating Expenses, Recruiting Expenses, and Athletically Related Student Aid screens must be included with all of your other expenses (salaries and benefits, equipment, etc.) on the **Total Expenses** screen. For detailed information about what to include in Total Expenses, click on 'Click here for screen instructions' on the Total Expenses screen.

To return to the data entry screens to make corrections, click on the link in the menu on the left of this screen.

To proceed to the Supplemental Information screen, click on that link in the menu or click on the 'Next' button on the bottom of this screen.