

2008-09 LADY VOL BASKETBALL



2008-09 TENNESSEE LADY VOLUNTEERS

No.	Name	Yr.	Ht.	Pos.	Ppg	Rpg	Notes
1	Briana Bass	Fr.	5-2	G	4.0	4.0	Ties Shannon Bobbitt as shortest player
2	Cait McMahan	So.	5-4	G	4.0	2.0	Returns after a redshirt season
5	Angie Bjorklund	So.	6-0	G-F	---	---	2008 SEC Freshman of the Year
10	Amber Gray	Fr.	6-1	F	5.0	4.0	Solid scorer/rebounder; great on the dish
15	Alicia Manning	Fr.	6-1	F	7.0	6.0	Instant energy; great from mid-range too
20	Sydney Smallbone	So.	5-10	G	7.0	2.0	Quicker release on treys; solid in camp
21	Vicki Baugh	So.	6-4	F	---	---	Recovering from ACL injury in NCAA title game
25	Glory Johnson	Fr.	6-3	F	17.0	12.0	Double-double in first career start vs. USF
33	Alyssia Brewer	Fr.	6-3	F	8.0	9.0	Posted double-doubles in both exhibitions
40	Shekinna Stricklen	Fr.	6-2	G-F	12.0	9.0	First player from state of Arkansas
44	Alex Fuller	Sr.	6-3	F-C	4.0	12.0	Lone senior; team mother hen
52	Kelley Cain	Fr.	6-6	C	---	---	Hit 9 of first 13 shots against C-N

Head Coach Pat Summitt (Tennessee-Martin '74) 35th season at UT
Associate Head Coach Holly Warlick (Tennessee '80) 24rd season at UT
Assistant Coach Dean Lockwood (Spring Arbor College [Mich.] '82) 4th season at UT
Assistant Coach Daedra Charles-Furlow (Tennessee '91) 1st season at UT
Dir. of BB Operations Kathy Harston (Wayland Baptist '80) 1st season at UT
Video Coordinator Betsy McAllister (Eastern Michigan '97) 2nd season at UT
Graduate Assistant Elizabeth Curry (Tennessee '07) 2nd season at UT

How To Say It Briana/Bree-anna; McMahan/MACK-muh-han; Bjorklund/BEE-YORK-lund
 Baugh/BAW; Alyssia/A-LISSA; Shekinna/Shuh-KEE-na

Probable Tennessee Starters



Shekinna Stricklen- Along with Glory Johnson became the 11th and 12th all-time Lady Vol rookies to start in their first game... "Kinna" was a ball of energy in the opener... Scored 12 pts., grabbed nine boards and dished four assists in 35 minutes... Also started both exhibition games, averaged 16.5 points, 4.5 rebounds, 3.5 assists... Selected by both the coaches and the media to be a preseason All-SEC selection... Was twice named the Gatorade State Player of the Year ... Member of the 2008 USA Women's U18 National Team.



Sydney Smallbone - Earned her first career regular season start against USF... Scored seven points, grabbed a couple of rebounds and dished out two assists... Added a blocked shot for good measure... Started both exhibition games... Against Love & Basketball, she was 5-of-11 FG for 12 points, dished out four assists, grabbed two steals and did not commit a turnover... The 12 points tied her career-best... As a freshman, averaged 11.3 minutes per game and 2.9 ppg.



Cait McMahan - After enduring multiple knee injuries and requisite surgeries, this 5'4" ball of intensity is back in the Lady Vol lineup... The redshirt sophomore made her second career start against San Francisco... She tossed in four points, grabbed two boards and dished two assists against no turnovers... As a freshman in the 2006-07 season, she started against Louisiana Tech, and scored seven points, grabbed four rebounds and dished out three assists and did not commit a turnover at the hostile home of the Lady Techsters...



Alex Fuller - Fuller earned her third career start in the Orange and White against San Francisco... She hauled in 12 rebounds and added four points... The veteran presents a calming influence while on the floor... Last year, she started at No. 15 DePaul had recorded a career-high 19 points on 9-of-10 shooting and grabbed seven rebounds in 31 minutes... Her first career start came against Mississippi State as a sophomore, in which she scored 12 points and pulled down seven rebounds in a career-high 36 minutes...



Glory Johnson - Along with Stricklen, became the 11th-12th freshmen to start their first games at UT... Recorded a team leading 17 points and 12 rebounds against San Francisco... In the exhibition against Carson-Newman, she came off the bench for 33 points and 14 rebounds in the 135-55 win... The Knoxville native was the 2007 Tennessee Miss Basketball for Division II and earned WBCA, McDonald's and Parade Magazine All-America honors... She was twice the Gatorade State Player of the Year...

Game #2 Notes

Tennessee (1-0/0-0 SEC)

Virginia (1-0/0-0 ACC)

Date: November 17, 2008

Time: 7:03 p.m. ET

Site: Knoxville, Tenn.

Arena: Thompson-Boling Arena (21,678)

TV: SportSouth, Dave Neal (play-by-play) and Debbie Antonelli (color) will be calling the action

Radio: The Sports Animal, WNML (990 AM, 99.1 and 99.3 FM). Mickey Dearstone calls the action.

Internet: www.utladyvols.com

Records:

Tennessee is 1-0 after posting a 68-39 win over San Francisco on Nov. 15.

Virginia is 1-0 after a 78-48 home win over High Point on Nov. 14

National Rankings:

UT is ranked No. 7 in the AP and No. 6 in USA Today/ESPN polls.

Virginia is ranked No. 15 in both polls

UT Coach Pat Summitt is 984-182 (.844) overall in her 35th season, all at UT.

Virginia Coach Debbie Ryan is 676-288 (.701) in her 32nd season, all at UVa.

Upcoming Games:

Nov. 21 #7/6 UT at Chattanooga, 6:30 p.m., CSS

Nov. 21 #15 Virginia at Old Dominion, 7 p.m.

Series History

All-Time: Tennessee leads 11-1

In Knoxville: Tennessee leads 5-0

Away: Tennessee leads 1-0

At Neutral Sites: Tennessee leads 5-1

Post Season: Tennessee leads 9-1

Overtime: Tied 1-1

Last Meeting: #4 Tennessee 81, Virginia 51, Mar. 24, 2003 in Knoxville

UT Media Relations

Associate A.D. for Media Relations and

Basketball Contact: Debby Jennings

Jennings' Email: djennings@utk.edu

Asst. BB Contact: Marcus Dittmer

Dittmer's Email: mdittmer@utk.edu

Game Notes • Tennessee vs. Virginia • Nov. 17, 2008

OFF THE BENCH FOR TENNESSEE

1-BRIANA BASS, G, 5-2, Fr., 4.0 ppg, 4.0 rpg
 2-CAIT MCMAHAN, G, 5-4, RS-So., 4.0 ppg, 2.0 rpg
 10-AMBER GRAY, F, 6-1, Fr., 5.0 ppg, 4.0 rpg
 15-ALICIA MANNING, G-F, 6-1, Fr., 7.0 ppg, 6.0 rpg
 33-ALYSSIA BREWER, F, 6-3, Fr., 8.0 ppg, 9.0 rpg

DAY-TO-DAY/INJURED

(2007-08 season stats)

21- VICKI BAUGH, F-C, 6-4, So., 5.3 ppg, 4.0 rpg
 (cranky knee)

25- ANGIE BJORKLUND, G-F, 6-0, So., 8.4 ppg, 3.2 rpg
 (achy back)

52- KELLEY CAIN, C, 6-6, RS-Fr.

(bumped noggin in practice and was sidelined last week; will be re-tested 11/17)

TONIGHT'S GAME

The #7/6-ranked Tennessee Lady Vols, 1-0 overall, welcome the #15-ranked Virginia Cavaliers, also 1-0, to Knoxville for both teams' second game of the season on Mon., Nov. 17 at 7 p.m. (Fox SportSouth) in Thompson-Boling Arena. Tennessee, with just nine dressed players, opened the 2008-09 season with a 68-39 victory over the San Francisco Dons on Saturday afternoon. In their season opener, 15th-ranked Virginia trounced High Point 78-48 on Friday night in Charlottesville.

OUTSIDE THE BOXSCORE

Virginia will be Tennessee's first ranked opponent of the 2008-09 season...The Lady Vols' 2008-09 slate includes 11 contests against currently ranked opposition...Last season, Tennessee faced a total of 20 ranked opponents in 38 games and produced a 18-2 record...Lots of Women's Basketball Hall of Famers will be crowding the sidelines at the UT-UVA game...Virginia's Debbie Ryan was inducted this summer as a member of the Class of 2008 to the Women's Basketball Hall of Fame located in downtown Knoxville...On the UT side of the floor, head coach Pat Summitt was a charter inductee in the Class of 1999, associate head coach Holly Warlick was inducted in 2001 and assistant coach Daedra Charles-Furlow was a member of the Class of 2007. Ryan and Summitt were inducted as players while Warlick and Charles-Furlow earned their way in as players.

LADY VOLS AT A GLANCE

This is the Lady Vols' 35th season under Head Coach Pat Summitt...She has compiled a staggering 984-182 overall record... Is just 16 wins away from a remarkable 1,000 career victories...Collected her 900th coaching win with a 80-68 decision over #19-ranked Vanderbilt on Jan. 19, 2006... She passed Dean Smith (879 wins) for most NCAA collegiate basketball wins of all-time with a 75-54 victory over Purdue on Mar. 22, 2005 ... Her 2006-07 and 2007-08 squads were crowned as the NCAA Champions producing the program's seventh and eighth titles...Last season, UT finished with a 36-2 overall record and were also the SEC Tournament Champions...

This season, UT returned five letterwinners, a redshirt freshman and welcomed a talented six-pack rookie class...The 2008-09 season marked the Lady Vol debut for freshmen: #1 Briana Bass, a 5-2 guard from Indianapolis, Ind., #10 Amber Gray, a 6-1 forward/center from West Chester, Ohio, #15 Alicia Manning, a 6-1 guard/forward from Woodstock, Ga., #25 Glory Johnson, a 6-3 forward from Knoxville, Tenn., #33 Alyssia Brewer, a 6-3 forward from Sapulpa, Okla. and #40 Shekinna Stricklen, a 6-2 guard/forward from Morrilton, Ark. -- all saw their first action in the Orange and White this season. A redshirt freshman, #52 Kelley Cain, a 6-6 center from Atlanta, Ga., will be restarting her rookie season after undergoing surgery last December.

OUR SCHEDULE THIS WEEK

The Lady Vols host No. 15 Virginia on Nov. 17 before making the short drive down I-75 to face Chattanooga on Nov. 21. Tennessee returns home to host rival Louisiana Tech on Nov. 23.

ON THIS DAY IN LADY VOL BASKETBALL HISTORY

UT is 2-0 all-time on November 17th, with both wins coming at home. The last time the Lady Vols were in action on this date, Tennessee came away with a 79-60 win over the Kansas Jayhawks in 1996.

LOOKING BACK

Last year at this time, the #1-ranked Lady Vols were 2-0 on the campaign having defeated UT-Chattanooga in the season-opener, 76-56 and #9-ranked Oklahoma 70-67.


LADY VOLS ON TV

Currently, 20 Lady Vol regular season games are slated for television this season. Upcoming TV games include: Virginia (SportSouth) and UT-Chattanooga (CSS). Last season, UT had a school record 36 television appearances.

































Lady Vols By The Numbers

0	Number of former Lady Vols who have beat their mentor as a coach.
1	Senior on the 2008-09 squad (Alex Fuller)
4	Number of hall of fame coaches on UT's staff.
7	Freshmen on this year's team (Bass, Brewer, Cain, Gray, Johnson, Manning, Stricklen)
8	National Championships won by UT teams (1987, '89, '91, '96, '97, '98, 2007, '08)
8.4	Angie Bjorklund's points per game -- the leading returning scorer from a year ago.
13	SEC Tournament titles (1980, '85, '88, '89, '92, '94, '96, '98, '99, 2000, '05, '06, '08)
14	SEC regular season titles (1980, '85, '90, '93, '94, '95, '98, '99, 2000, '01, '02, '03, '04, '07)
14	Number of teams that qualified for the 2008 NCAA Tournament on this year's docket.
16	Wins in all Pat Summitt needs to reach 1,000 career victories
19	Women from UT have won WBCA Kodak/State Farm All-America
22	Number of Final Fours (both AIAW and NCAA) that Summitt has taken her teams to.
33	Lady Vols have surpassed the 1,000-point plateau in their career
45	Former Lady Vol players who are now a head or assistant coach.
72.25	Average height, in inches, of this year's team -- or 6' 1/4"
113	The number of weeks Tennessee has been ranked No. 1 in the AP poll
153	The number of women who have played for Pat Summitt
398	All-Time Tennessee wins over teams in the SEC
410	The number of weeks UT has been ranked in the AP Top Five
415	The number of consecutive weeks UT has been ranked in the AP Top 25
542	The number of weeks UT has been ranked in the AP Top 25
578	Number of wins Head Coach Pat Summitt has over teams on this year's schedule.
1,077	The number of wins in UT women's basketball history
17,564	Number of miles the Lady Vols will travel this year for games.



Game Notes • Tennessee vs. Virginia • Nov. 17, 2008

2008-09 Tennessee Lady Vols Schedule/TV/Results

	N15 -- SAN FRANCISCO (SS)	W, 68-39	<i>Freshmen Glory Johnson & Shekinna Stricklen became the 11th and 12th Lady Vols to start their first game. Johnson scores 17 and grabbed 12 boards.</i>
	N17 -- VIRGINIA (SS)	7:00 p.m.	<i>The Lady Vols hold an 11-1 all-time record against UVa, with nine of those meetings coming in the NCAA tournament.</i>
	N21 -- at Chattanooga (CSS)	6:30 p.m.	<i>This is the 29th meeting between the Lady Vols and the Mocs, with UTK winning the last 16.</i>
	N23 -- LOUISIANA TECH	3:00 p.m.	<i>Coach Summitt 's Lady Vols downed La Tech to win NCAA titles in 1987 and 1998.</i>
	N25 -- WESTERN CAROLINA	7:00 p.m.	<i>WCU Head Coach Kellie Harper played for the Lady Vols from 1995-99 and won three NCAA titles.</i>
	N30 -- DE PAUL	3:00 p.m.	<i>Coach Summitt beat the Blue Demons 76-57 on Jan. 14, 2003, for her 800th career victory.</i>
	D2 -- at George Washington	7:30 p.m.	<i>The Lady Vols have been to our nation's capitol 11 times -- 8 times to celebrate national titles at the White House & 3 for games at GW.</i>
	D11 -- MIDDLE TENNESSEE (SS)	7:00 p.m.	<i>UT's Candace Parker set school records for free throws attempted (21) and free throws made (17) against MTSU.</i>
	D14 -- at Texas (FSN)	1:00 p.m. CT	<i>Coach Summitt is 5-5 all-time against Texas' Gail Goestenkors -- Nine meetings were while Goestenkors was at Duke.</i>
	D18 -- at Old Dominion (CSN)	7:00 p.m.	<i>Angie Bjorklund was 6-of-7 from the field against ODU on Dec. 5, 2007, for a then-career high of 19 points.</i>
	D21 -- STANFORD (ESPN2)	7:00 p.m.	<i>The Lady Vols lost at Stanford, 73-69 (OT) on Dec. 22, 2007, but beat the Cardinal for NCAA title No. 8, 64-48, in Tampa.</i>
	D30 -- at Gonzaga (FSN)	5:00 p.m. PT	<i>Sophomore Angie Bjorklund hit seven threes against the Zags and her older sister Jami on Dec. 16, 2007.</i>
	J3 -- at Rutgers (CBS)	2:00 p.m.	<i>Coach Summitt has faced RU coach C. Vivian Stringer at all three of her collegiate stops: Cheyney, Iowa and Rutgers.</i>
	J8 -- KENTUCKY	7:00 p.m.	<i>The Lady Vols have won 27 of the last 28 against the Wildcats.</i>
	J11 -- at Vanderbilt	2:00 p.m. CT	<i>UT beat Vandy three times last season, including twice in Nashville -- once in the regular-season and once in the SEC Tournament.</i>
	J15 -- at Mississippi State (CSS)	7:00 p.m. CT	<i>The Lady Vols sport a perfect 28-0 record all-time against the Bulldogs.</i>
	J18 -- SOUTH CAROLINA (SS)	3:00 p.m.	<i>The Lady Vols hold a 39-2 record against the Gamecocks. The last loss came when Holly Warlick was UT's point guard.</i>
	J22 -- at Arkansas	7:00 p.m. CT	<i>UT has won 14 straight against the Razorbacks since the lone loss on Dec. 29, 1996.</i>
	J25 -- at Auburn (CSS)	1:00 p.m. . CT	<i>The Lady Vols have won 24 of the last 25 meetings, dating back to the 1991 SEC Tournament.</i>
	J29 -- MISSISSIPPI (ESPNU)	7:00 p.m.	<i>UT played the longest game in program history against Ole Miss -- a 3OT win in the 1983 NCAA Regional semifinals.</i>
	F2 -- vs. Oklahoma (ESPN2)	6:30 p.m. CT	<i>The Lady Vols advanced to the 2008 NCAA Final Four with a 53-45 win over Texas A&M at the Ford Center in OKC.</i>
	F5 -- GEORGIA (SS)	7:00 p.m.	<i>UT has won the last seven games against UGA and 12 of the last 13, dating back to 2001.</i>
	F8 -- at Florida	2:00 p.m.	<i>Two of the last five meetings have gone to overtime, with Florida becoming the first unranked team to down UT in TBA.</i>
	F12 -- ALABAMA (SS)	7:00 p.m.	<i>The last Bama victory in the series came in the 1984 SEC Tournament before the Lady Vols even checked into their hotel.</i>
	F16 -- DUKE (ESPN2)	7:30 p.m.	<i>Duke's Joanne P. McCallie has faced UT as a player, an assistant and a head coach.</i>
	F19 -- at Kentucky (SS)	7:00 p.m.	<i>UT's lone loss to UK in the last 28 meetings came on Jan. 26, 2006, in Lexington when Mickie DeMoss was Wildcat coach.</i>
	F22 -- MISSISSIPPI STATE	3:00 p.m.	<i>The closest contest between UT and MSU was in the 2003 SEC Tournament when Kara Lawson hit a game-winning buzzer-beater.</i>
	F26 -- at LSU (SS)	8:00 p.m. CT	<i>UT went 2-1 against the Lady Tigers last year. All 10 starters from both squad's NCAA Final Four teams are gone.</i>
	M1 -- VANDERBILT (ESPN2)	7:00 p.m.	<i>The Commodores became the first team the Lady Vols have faced more than 50 times (58) and beaten more than 50 (52-6).</i>
	M5-8 -- at SEC Tournament		<i>In 2008, the Lady Vols won their 13th SEC Tournament title.</i>



SEC Standings

Team	SEC	Overall
Ole Miss	0-0	2-0
Vanderbilt	0-0	2-0
Alabama	0-0	1-0
Arkansas	0-0	1-0
Auburn	0-0	1-0
Georgia	0-0	1-0
Tennessee	0-0	1-0
LSU	0-0	0-1
South Carolina	0-0	0-1
Florida	0-0	0-1
Kentucky	0-0	0-1
Mississippi State	0-0	0-0

SEC Schedule

**all times local*

November 17

Temple at Auburn 7 pm CT
 Jacksonville at Florida 7 pm ET
 Cincinnati at Kentucky 7 pm ET
 Virginia at Tennessee 7 pm ET

November 18

Samford at Alabama
 Ark-Pine Bluff at Mississippi State 7 pm

November 19

High Point at Arkansas 7 pm
 Auburn at Georgia Southern TBA
 Ole Miss at La-Lafayette 7 pm
 Clemson at South Carolina 7 pm ET
 Eastern Kentucky at Vanderbilt 7 pm

November 20

Stetson at Florida 5:30 pm ET
 Georgia at Oakland 7 pm ET

November 21

SMU at Arkansas 7 pm
 Memphis at Ole Miss 6 pm
 Tennessee at Chattanooga 7 pm ET
 Vanderbilt at East Tennessee 6 pm

November 22

Alabama at Hampton TBA
 Georgia at Detroit Mercy 2:30 pm ET

November 23

Northwestern at Arkansas 3 pm
 Ohio State at Auburn TBA
 Florida at Florida State 2 pm ET
 George Washington at Kentucky TBA
 Northwestern St. at Mississippi State 2 pm
 Louisiana Tech at Tennessee 3 pm ET
 Vanderbilt at Michigan 11 pm

2008-09 VIRGINIA CAVALIERS

NO.	PLAYER	POS	HT	CL	PTS	REB
1	Lyndra Littles	F	6-1	Sr.	---	---
2	Whitny Edwards	G	5-11	Fr.	14.0	12.0
3	Paulisha Kellum	G	5-9	Jr.	---	---
12	Britnee Millner	G	5-10	Sr.	4.0	3.0
15	Ariana Moorer	G	5-7	Fr.	19.0	2.0
20	Kristen London	G	5-10	Sr.	---	---
22	Monica Wright	G	5-11	Jr.	16.0	2.0
32	Jayna Hartig	F	6-1	RS-So.	2.0	1.0
33	Aisha Mohammed	C	6-3	Sr.	11.0	14.0
34	Britny Edwards	F	6-1	Fr.	0.0	2.0
40	Enongé Stovall	G	5-11	Jr.	0.0	3.0
42	Kelly Hartig	F	6-4	So.	2.0	3.0
50	Chelsea Shine	F	6-2	Fr.	10.0	6.0

Head Coach: Debbie Ryan (Ursinus '75)

Assistant Coaches: Jeff House (Nazareth '87), Curtis Loyd (Southern Utah '94), Angel Elderkin (Southern Maine '99)

VIRGINIA PROBABLE STARTERS

12-Britnee Millner, G, 5-10, Sr., 4.0 ppg, 3.0 rpg
 15-Ariana Moorer, G, 5-7, Fr., 19.0 ppg, 5.0 apg
 22-Monica Wright, G, 5-11, Jr., 16.0 ppg, 2.0 rpg
 33-Aisha Mohammed, C, 6-3, Sr., 11.0 ppg, 14.0 rpg
 42-Kelly Hartig, F, 6-4, So., 2.0 ppg, 3.0 rpg

VIRGINIA TIDBITS

Junior guard Monica Wright leads the list of returning starters for the 15th-ranked Cavaliers...An honorable mention Associated Press All-American last season, Wright averaged a team-best 17.6 ppg and led Virginia in steals (2.4 per game) and blocks (19) in 2007-08...She was also named a preseason Wooden Award and Wade Trophy candidate and preseason All-ACC...Seniors Lyndra Littles and Aisha Mohammed return at the frontcourt positions...Little averaged 16.8 ppg and 7.3 rpg while earning third-team All-ACC accolades...Mohammed led the team in rebounding (9.2 per game) and scored 13.1 ppg last season...She notched 14 double-doubles for the season...The Cavaliers lost Paulisha Kellum, who would've been the fourth returning starter, for the year to an ACL injury...Sophomore Kelly Hartig and junior Enongé Stovall also saw extensive action off the bench in the post last season... Senior Brittney Millner is the other returner in the Uva backcourt as she appeared in 29 games at guard last season and averaged 3.1 ppg and 1.6 rpg...Freshman point guard Ariana Moorer averaged 21.8 ppg at C.D. Hylton High School in Woodbridge, Va...The Cavaliers were picked to finish fourth in the ACC behind North Carolina, Maryland and Duke.

IN OUR LAST MEETING WITH UVA

Top-seeded Tennessee advanced to the "Sweet 16" of the NCAA Tournament for the 22nd season with a convincing 81-51 rout of the eighth-seeded Virginia Cavaliers in second round action at Thompson-Boling Arena on Mar. 24, 2003. With the win, UT (30-4 overall) posted 30 wins in a single season for the 13th time in Lady Vol history and advanced to play fourth-seeded Penn State in the NCAA Midwest Regional semifinals. Against Virginia, UT was led in scoring for the second straight contest by sophomore Shyra Ely who had a team-high 17 points and nine rebounds. Gwen Jackson and Loree Moore each totaled 13 points, while Kara Lawson hit for 11

tallies and freshman Shanna Zolman rang up 10. In both NCAA Tournament games, UT held its opponent under 28% shooting as the Lady Vols forced the Cavaliers to hit at a 27.4% clip on 17-of-62 shooting from the floor. UT forced 23 UVA turnovers and grabbed 11 steals. The Cavs did own the boards, 42-41. For the second straight contest, UT came out with energy as the Lady Vols roared out to a 14-3 start. UT led 19-9 at the 10:02 mark but UVA had a 14-6 spurt to close the deficit to 25-22. Buckets by UT's Brittany Jackson and Tasha Butts gave the Lady Vols a 33-24 lead going into the locker room at the half. Virginia stayed within shouting distance at 50-38 before a 22-5 Lady Vol run put the game out of reach. Virginia had one player in double figures as Cherrise Graham tossed in 14 points.

COACHING FLIP-FLOPS

The last time the two teams met it marked the final weeks of UT assistant coach Mickie DeMoss' tenure on the Lady Vol bench and the first full season back at Tennessee for former Lady Vol Nikki Caldwell. At the conclusion of the 2002-03 season, DeMoss left to become the head coach at Kentucky. Caldwell took over DeMoss' recruiting coordinator duties and served as assistant coach until the conclusion of last season when she left UT to become the head coach at UCLA.

MEETINGS WITH UVA

Tonight's game marks the 13th meeting between the Lady Vols and the Cavaliers, but only the third regular season match-up...UT holds an 11-1 lead in the series...Tennessee handily won its last meeting with Virginia 81-51 in the NCAA second round on March 24, 2003, in Knoxville...UT and UVA have met nine times in the postseason dating back to 1981, including four times in the NCAA Tournament during Lady Vol national title runs...UT and UVA met in the Sweet 16 during the Lady Vols' first title run 1987, and again in the Sweet 16 in 1989...The Lady Vols defeated the Cavaliers in the NCAA Championship game in 1991-- in the first-ever overtime in the title game -- and in the Elite 8 in 1996...The only Big Orange loss to Virginia came in 1990, as the Cavaliers defeated the Lady Vols 79-75 in overtime of the East Regional championship game...That loss was unquestionably the toughest in Summitt's career as it prevented the Lady Vols from playing in the Final Four on their home court at Thompson-Boling Arena. Former Lady Vol staffer Nikki Caldwell got her first assistant job on the Cavalier's bench in 1999 and coached at UVA for three seasons...



The Enemy Camp

How Tennessee's 2008-09 opponents are doing as of Nov. 16, 2008:

(TENNESSEE 1-0 7 6 -- --)

School	W-L	AP	ESPN	RPI	S.O.S.
Alabama	1-0	--	--	--	--
Arkansas	1-0	rv	--	--	--
Auburn	1-0	20	21	--	--
Chattanooga	0-0	--	--	--	--
DePaul	1-0	rv	rv	--	--
Duke	2-0	8	8	--	--
Florida	0-1	--	--	--	--
George Washington	1-0	rv	rv	--	--
Georgia	1-0	rv	25	--	--
Gonzaga	2-0	rv	rv	--	--
Kentucky	0-1	--	--	--	--
Louisiana Tech	1-0	--	--	--	--
LSU	0-1	24	22	--	--
Middle Tennessee	1-0	--	--	--	--
Mississippi	2-0	--	--	--	--
Mississippi State	0-0	--	--	--	--
Oklahoma	1-0	4	7	--	--
Old Dominion	2-0	--	--	--	--
Rutgers	1-0	5	3	--	--
San Francisco	0-1	--	--	--	--
South Carolina	0-1	--	--	--	--
Stanford	1-1	2	2	--	--
Texas	1-0	13	13	--	--
Vanderbilt	2-0	12	12	--	--
Virginia	1-0	15	15	--	--
Western Carolina	0-1	--	--	--	--

Game Notes • Tennessee vs. Virginia • Nov. 17, 2008

LADY VOL WEEKLY GAMES, RECORD, POLLS

WEEK	GAMES PLAYED	RECORD	AP/ESPN
Nov. 3	CARSON-NEWMAN (EXH.), LOVE & BASKETBALL (EXH.)		7/6
Nov. 10	SAN FRANCISCO	1-0	7/6
Nov. 17	#15 VIRGINIA, at Chattanooga, LOUISIANA TECH		
Nov. 24	WESTERN CAROLINA, DE PAUL		
Dec. 1	at George Washington		
Dec. 8	MIDDLE TENNESSEE, at Texas		
Dec. 15	at Old Dominion, STANFORD		
Dec. 22	no games		
Dec. 29	at Gonzaga, at Rutgers		
Jan. 5	KENTUCKY, at Vanderbilt		
Jan. 12	at Mississippi State, SOUTH CAROLINA		
Jan. 19	at Arkansas, at Auburn		
Jan. 26	OLE MISS		
Feb. 2	vs. Oklahoma, GEORGIA, at Florida		
Feb. 9	ALABAMA		
Feb. 16	DUKE, at Kentucky, MISSISSIPPI STATE		
Feb. 23	at LSU, VANDERBILT		
March 2	at SEC Tournament		

2008-09 UT LINE-UP COMBINATIONS

During the 2008-09 season, Tennessee has used one starting lineup --

Games	Record	Line-up (F-F-C-G-G)
1	1-0	Johnson, Stricklen, Fuller, McMahan, Smallbone

UT'S OFFENSIVE OPPORTUNITIES

In all games, this is how Tennessee has shot from the field: **60% FG:** none; **50%FG:** none; **40%FG:** San Francisco (.400); **30%FG:** none; **20%FG:** none.

DEEE ----- FENSE

In all games, this is how the opposition has shot from the field: **50%FG:** none; **40%FG:** none; **30%FG:** none; **20%FG:** none; **10%FG:** San Francisco (.186)

2008-09 WON-LOSS DIFFERENTIAL

Wins: +29 (1)

UT VS. THE ACC

UT has an 80-16 record all-time against the ACC, and an 11-1 record against Virginia. Series records against current ACC teams are: Boston College (3-0), Clemson (11-1), Duke (5-5), Florida State (2-0), Georgia Tech (3-0), Maryland (10-3), North Carolina (14-3), N.C. State (12-3), Virginia Tech (7-0) and Wake Forest (2-0)

SO THE COUNTDOWN BEGINS

The much anticipated countdown to Coach Pat Summitt's 1,000 career victories has begun. Summitt needs just 16 wins to hit the magic mark and with such a young team, it will be awfully hard to predict when that could be in 2008-09. Last year, UT grabbed win number 17 on Jan. 24 vs. Arkansas (98-55) and in 2006-07, win number 17 occurred on Jan. 18 with a victory over Miss. State.

SUMMITT TO RECEIVE AWARD

Coach Pat Summitt has been selected as an inaugural recipient of the Joe Lapchick Character Award. Also being honored at the Nov. 20 ceremony at Madison Square Garden in New York City will be Hall of Fame coaches Lou Carnesecca of St. John's and Dean Smith of North Carolina. "It is an honor to have been selected as the first recipient of the Joe Lapchick Character Award. He was a legendary figure on both the collegiate and professional level of our game," said Summitt. "I am humbled to accept an award which bears his name."

UPCOMING OPPONENTS

The Lady Vols hit the road for the first time this season and will travel to Chattanooga on Nov. 21. The Lady Mocs open the season tonight taking on East Tennessee State in Chattanooga. UT returns home next Sunday, Nov. 23 and will play Louisiana Tech at 3 p.m.

BUMPS AND BRUISES

Several Lady Vols have been nicked up already this season and qualify for "Moshak's Medical Moments." Last week, Vicki Baugh, Angie Bjorklund and Kelley Cain observed.

Vicki Baugh-Continuing to rehab from torn ACL suffered in the 2008 NCAA title game.

Angie Bjorklund- Dealing with back spasms. MRI revealed a bulging disc in her back. Conservative treatment underway and she is listed day-to-day.

Kelley Cain- Suffered a concussion in practice and is listed as day-to-day. Will be re-tested on Monday at shoot-around before game with Virginia.

Cait McMahan-occasionally resting knees as needed.

BETTER BUY A PROGRAM

Six Lady Vols made their rookie debut on Saturday against San Francisco. About the newbies... Shekinna Stricklen and Alyssia Brewer are first-time Lady Vols from their home states, Arkansas and Oklahoma, respectively. Briana Bass, from Indianapolis, Ind., grew up watching Tamika Catchings play for the WNBA's Indiana Fever from a bird-eye view. Bass was a ball girl for the Fever. Glory Johnson is the sixth player from Knoxville to don a Lady Vol jersey. She joins Liza Graves (1975-78), Holly Warlick (1976-80), Pat Hatmaker (1980-84), walk-on Kristie Snyder (1983-84) and Tanika Smith (1993-95) as local products who wore the orange and white. Alicia Manning, from Woodstock, Ga., is sure happy that video streaming and Lady Vol radio broadcasts are available on the internet. Her parents (Virginia and Jeff) currently live in Hawaii where her dad has a job. Amber Gray lives in a long shadow. Her father, Carlton had a seven-year playing career as an NFL defensive back. Her great grandfather, Benjamin Hooks, was a colleague of Martin Luther King and once headed the NAACP. He was awarded the Presidential Medal of Freedom.



Associated Press 11/10

1. Connecticut
2. Stanford
3. Maryland
4. Oklahoma
5. Rutgers
6. North Carolina
7. TENNESSEE
8. Duke
9. California
10. Louisville
11. Texas A&M
12. Vanderbilt
13. Texas
14. Oklahoma State
15. Virginia
16. Notre Dame
17. Arizona State
18. Ohio State
19. Baylor
20. Auburn
21. Florida State
22. Xavier
23. Purdue
24. LSU
25. Old Dominion

ESPN/USA Today 11/10

1. Connecticut
2. Stanford
3. Rutgers
4. North Carolina
5. Maryland
6. TENNESSEE
7. Oklahoma
8. Duke
9. California
10. Texas A&M
11. Louisville
12. Vanderbilt
13. Texas
14. Notre Dame
15. Virginia
16. Oklahoma State
17. Baylor
18. Arizona State
19. Ohio State
20. Old Dominion
21. Auburn
22. LSU
23. Pittsburgh
24. Florida State
25. Georgia

2008-09 Opponents

Receiving Votes

- Georgia
- DePaul
- George Washington
- Arkansas
- Gonzaga

2008-09 Opponents

Receiving Votes

- George Washington
- Gonzaga
- DePaul

Tennessee In The National Rankings

Total weeks ranked in the AP poll	542
Weeks ranked in the AP top 10	495
Weeks ranked in the AP top 5	410
Weeks ranked No. 1 in the AP	113
Most consecutive weeks in top 25	415
Most consecutive weeks in top 10	217
Most consecutive weeks in top 5	90*
Most consecutive weeks ranked No. 1	19*

records through November 10, 2008 poll
*indicates inactive streak

Tennessee vs. Ranked Opponents

In 2008-09	0-0
Home	0-0
Away	0-0
Neutral	0-0
All-Time	398-150
Home	164-35
Away	113-69
Neutral	121-46
vs. Top 10 (all-time)	173-113
Home	66-29
Away	42-49
Neutral	65-35
vs. Top 5 (all-time)	81-75
Home	36-22
Away	16-32
Neutral	29-21

KEEP AN EYE ON REBOUNDING

For two of the past three seasons, the Lady Vols have reset all-time low rebounding marks. The 2007 NCAA Champs hold the distinction as the worst UT rebounding team of all-time with just 38.4 rpg. The 2008 NCAA Champs collected 40.9 rpg and finished as the sixth worst in Lady Vol history last year. In UT's opener, the Lady Vols grabbed a 64.0 to 41.0 rebounding advantage over San Francisco. The two 2008-09 exhibition tilts found the Lady Vols averaging 63.0 rpg and allowing just 31.5 rpg.

GET THIS...

It's a fact that Tennessee has produced some of the greatest players ever in women's collegiate basketball. It's a little known fact that there has only been one double-figure rebounder in the history of the program -- Olympian and Kodak All-American Patricia Roberts. Roberts hauled in 14.2 rpg (467 total) in her only season as a Lady Vol in 1976-77. She also claimed scoring honors with 29.9 ppg (987 points). In 2006-07, Candace Parker came the closest to a double-figure rebounding average but had to settle for 9.8 rpg.

TV ADDED AND TIP TIME CHANGED AT UT-CSS has opted to air the Tennessee at UT-Chattanooga contest on Nov. 21 at the McKenzie Arena. As a result, the game will be moved up a half-hour with tip-off at 6:30 p.m. On the UTC campus, it's "Pack the House Challenge" as the Lady Mocs look to set a women's basketball attendance record at the "Roundhouse." Gates open one hour prior to tip off and tickets are on sale at the box office. To obtain tickets, fans can contact the McKenzie Arena box office at 423-266-MOCS or go online at GoMocs.com and click on the ticket button on the top left corner of the main page. As of Nov. 6, a few courtside tickets were available for \$20 with a limit of eight per person. Upper level reserved side court seats are \$15 and upper level general admission baseline seats are \$10.

TENNESSEE'S SEASON-OPENERS

Over the last 35 years on opening day, the Lady Vols have won 32 times and lost just three contests. Coach Pat Summitt lost her very first game as a college head coach -- a heartbreaking one-point decision at home to Mercer, 84-83, on Dec. 7, 1974. The next time UT lost an opening game was in Knoxville on Nov. 21, 1981, to Stephen F. Austin, 80-74. Most recently, UT fell in their first contest of the 1999-2000 campaign dropping a 69-64 decision to La Tech on Nov. 14, 1999. Until the loss to the Lady Techsters, the Lady Vols had won 18 consecutive openers.

BANNER RAISING

For the second season in a row, the Lady Vols hoisted a banner to the Thompson-Boling Arena rafters to commemorate another NCAA title. Championship number eight was celebrated on Nov. 15 in pregame ceremonies before the Lady Vols' game with San Francisco. NCAA MVP Candace Parker and Alberta Auguste were on hand representing two of the starting five who completed their eligibility after season's end last year. Quan and Jerome Hornbuckle stood in for their daughter Alexis who is currently playing in Turkey. Also playing professionally overseas and unable to attend were Shannon Bobbitt (playing in Turkey) and Nicky Anosike (playing in Israel). Prior to raising the 2007 Championship last Nov. 18 on the day the Lady Vols defeated #21/22 Texas, 92-

AMAZING SUMMITT NUMBERS

- Summitt has faced 158 opponents in 1,166 total games and teams from 35 conferences
- 47% of her 1,166 total games have been played versus ranked teams (548 total games against ranked opponents) with 398 victories versus ranked opponents
- 153 all-time Lady Vols have contributed to 984 wins.
- 72% of those all-time players have gone on to be decorated as Olympians, All-Americans, USA National Team members, All-SEC performers, Academic All-Americans, Academic All-SEC, etc.

67, nine years and five days had passed since the Tennessee Lady Vols last hung a NCAA Championship banner in Thompson-Boling Arena. On Nov. 13, 1998, UT celebrated the 1998 title with a banner raising against another WCC school, the Portland Pilots with a 94-57 win.

JUST AN EXHIBITION

The two exhibition games – versus Carson-Newman and Love & Basketball did not count toward UT head coach Pat Summitt's career wins.

TOP OF THE LADDER

In partnership with the National Collegiate Athletic Association (NCAA) and the Women's Basketball Coaches Association (WBCA), Werner Ladder, the Official Ladder of the NCAA® Basketball Championships, presented Coach Pat Summitt and her Tennessee Lady Volunteers with a pair of ladders in honor of their 2008 NCAA® Women's Basketball National Championship. One ladder, used to cut down the championship net, was given to Coach Summitt while the second was signed by the coach and auctioned off with proceeds going to the Kay Yow/WBCA Cancer Fund™. A presentation was made at the beginning of the San Francisco at Tennessee game on November 15.

ALWAYS A HOT TICKET


Joe Arnone, UT Asst. AD for Tickets, says Lady Vol season ticket sales have been impressive despite the loss of five starters from last year. Going into tonight's exhibition game, 10,491 season tickets have been sold. Last year, the Lady Vols sold 11,484 season ticket packages.

POLLSTERS

The Tennessee Lady Vols start the season in somewhat unfamiliar territory in the Top 25 Pre-season polls released in the last week. The Associated Press has UT in the seventh position to start the season, while the ESPN/USA TODAY Coaches Poll has UT in the sixth spot receiving one first place vote. Tennessee's start in the AP poll is the lowest since the 1985-86 season when UT started in the number nine spot.

HEY! WE LOVE A HAPPY MEAL

The Tennessee Lady Vols lead the nation with the number of McDonald's High School All-Americans on their roster in 2008-09 with nine players. Rutgers follows with eight "Mickey D" selections and Duke has seven. Four schools have six McDonald's honorees on their rosters – North Carolina, Maryland, Stanford and Connecticut. Tennessee's McDonald's All-Americans: Vicki Baugh, Angie Bjorklund, Alyssia Brewer, Kelley Cain, Alex Fuller, Amber Gray, Glory Johnson, Alicia



The Pat Summitt File

(all as head coach)

ALL GAMES

OVERALL:	984-182 (.844)
HOME:	446-43 (.913)
AWAY:	323-80 (.799)
NEUTRAL:	215-59 (.785)

SEC GAMES

OVERALL:	396-58 (.872) vs. all SEC
HOME:	175-13 (.934)
AWAY:	150-29 (.834)
NEUTRAL:	71-16 (.814)

NON-CONFERENCE GAMES

OVERALL:	589-124 (.826)
----------	----------------

SEC CHAMPIONSHIPS

(14 out of 29) 1980, 1985, 1990, 1993, 1994, 1995, 1998, 1999, 2000, 2001, 2002, 2003, 2004, 2007

SEC TOURNAMENT GAMES

OVERALL:	58-16 (.784)
----------	--------------

SEC TOURNAMENT TITLES

(13 out of 29) 1980, 1985, 1988, 1989, 1992, 1994, 1996, 1998, 1999, 2000, 2005, 2006, 2008

GAMES VS. RANKED TEAMS

OVERALL:	398-150 (.726)
RANKED 1-10:	174-113 (.606)
RANKED 11-25:	225-37 (.859)

GAMES VS. UNRANKED TEAMS

OVERALL:	586-32 (.948)
----------	---------------

NCAA TOURNAMENT GAMES

OVERALL:	104-19 (.846)
27 FIRST/SECOND ROUNDS:	42-0
27 REGIONAL SEMIS:	23-4
23 REGIONAL FINALS:	18-5
17 NCAA FINAL FOURS:	21-10
NCAA TITLES:	8 (1987, 1989, 1991, 1996, 1997, 1998, 2007, 2008)

SEC COACH OF THE YEAR

1993, 1995, 1998, 2001, 2003, 2004, 2007

NCAA COACH OF THE YEAR

1983, 1987, 1989, 1994, 1995, 1998, 2004

NAISMITH COACH OF THE CENTURY

2000

Game Notes • Tennessee vs. Virginia • Nov. 17, 2008

Manning and Shekinna Stricklen.

GONZAGA GAME IS SOLD-OUT!

All of the tickets were snatched up just a couple of hours after single game tickets for the Tennessee Lady Vols' showdown at Gonzaga went on sale on Monday, Oct. 28. Tennessee, the 2007 and 2008 defending NCAA Champions, are slated to play the Bulldogs at the McCarthey Athletic Center on Dec. 30. The game will be televised regionally on FSN.

ELITE COMPANY

On opening day versus San Francisco, rookies Glory Johnson and Shekinna Stricklen earned starts. Only once before in Lady Vol history have two rookies started on opening night – 23 years ago Bridgette Gordon and Sheila Frost earn starts in their very first official games as Lady Vols. When Pat Summitt started freshman forward Angie Bjorklund against the USA National Team on Nov. 4, 2007, it marked only the 10th time in her coaching career that a freshman started her very first game at Tennessee. The list of opening day rookie starters: Angie Bjorklund 2007, Candace Parker, 2005, Shyra Ely 2001, Ashley Robinson 2000, Gwen Jackson 1999, Kyra Elzy 1996, Chamique Holdsclaw 1995, Tiffani Johnson 1994, Bridgette Gordon and Sheila Frost 1985.

THE NOD

Last season, Angie Bjorklund became the 52nd all-time Lady Vol to start during her freshman season – she started in 30 of 38 games. Previously, Cait McMahan earned a start at point guard versus Louisiana Tech during her freshman season. Prior to Cait's starting nod, then-redshirt freshman Candace Parker played and started in all 36 games her rookie season in 2005-06. A season earlier, Tennessee coach Pat Summitt liked what she saw out of the 2004-05 rookie class as two players earned starting nods during the season. Nicky Anosike played in all 35 games with 25 starting assignments and Alexis Hornbuckle played in all 35 games with 21 starts. This duo became the 48th and 49th rookies all-time to earn starting assignments at UT as rookies. The 2001-02 rookie class found three players earn a starting nod as Loree Moore, Shyra Ely and Brittany Jackson all started at some point as rookies.

THOMPSON-BOLING ARENA • WELCOME TO "THE SUMMITT"

The playing court in the Thompson-Boling Arena on the University of Tennessee campus donned a new look for the 2005-06 season. After Lady Vol coach Pat Summitt passed Dean Smith for most NCAA collegiate basketball wins of all-time with a 75-54 win over Purdue on Mar. 22, 2005, UT named the TBA court, "The Summitt." The floor had a complete overhaul with permanent logos of both the Lady Vols and Vols painted directly in front of the scorer's table; the free throw lanes were painted orange with "SEC" reversed out; the giant jump circle/mid-court TENNESSEE was given a new brighter color scheme, and "The Summitt," Coach Summitt's actual signature adorns the sidelines opposite the team benches.

ON OUR WAY TO 300 WINS

Tennessee recorded its 200th win in Thompson-Boling Arena when the Lady Vols defeated the University of Southern California on Nov. 18, 2001, 106-66. UT has now amassed a 295-18 (.942) record since the Orange and White moved into the Thompson-Boling Arena to start the 1987-

88 season 20-years ago. Along the way, the Lady Vols have produced nine flawless home records in 1988-89 (15-0), 1991-92 (14-0), 1992-93 (13-0), 1993-94 (15-0), 1994-95 (15-0), 1997-98 (16-0), 1998-99 (14-0), 2000-01 (15-0) and 2002-03 (16-0). UT also registered an NCAA record 69-game home court-winning streak from Feb. 1, 1991 thru Jan. 2, 1996.

JUST 18 LOSSES

The Tennessee Lady Vols rarely lose at home. In fact, since moving to the Thompson-Boling Arena for the 1987-88 campaign, UT has lost two games in one season just six times. UT lost two games in TBA during the inaugural 1987-88 campaign, 1996-97, 1999-00, 2001-02, 2003-04 and the 2005-06 seasons. The 18 all-time losses at TBA have come at the hands of just nine teams: Florida (2006), LSU (2006, 2008), Duke (2004, 2007), Connecticut (2004, 2002, 2000, 1996), Louisiana Tech (1999, 1989), Georgia (1996, 1991), Texas (2003, 2002, 1987), Stanford (1996) and Auburn (1988).

HOME SWEET HOME -- OVER 400 HOME WINS

The victory over Georgia on Jan. 31, 2005, was the Lady Vols 400th home win since Pat Summitt took over as head coach in 1974. Summitt has won 91.4 percent of all home games in 34 years producing a 444-43 overall record. Home losses (in the Summitt era) include: six in Alumni Gym from 1974-76; 18 in Stokely Athletics Center from 1976-87; and 18 in Thompson-Boling Arena since 1987.

A LOOK AT ATTENDANCE

The Tennessee Lady Vols staying power with the home fans is evidenced by the huge numbers who have turned out for games in Knoxville since 1990. Tennessee has won the attendance challenge 13 out of the last 19 years. From 2000-08, the Lady Vols attracted 1,719,694 spectators per game for an average of 14,451 at 119. Texas Tech is second with 1,317,848 attending 108 games in Lubbock for an average of 12,202. Connecticut ranks third with 1,534,673 folks at 128 games for an average of 11,989.

100 POINT GAMES

Since 1974, the Lady Vols have gone over the century mark 69 times. Last season, DePaul allowed 102 Tennessee points on Jan. 2, 2008. The 1987-88 team hit triple digits in seven games to lead the NCAA.

IN OVERTIME

The Lady Vols are 25-14 all-time in overtime games. The most OT games in a year was tied in 2003-04 with four as the Lady Vols went 3-1 in overtime losing to Georgia, 68-66, and defeating Auburn, 68-61, DePaul, 96-89, and Stanford, 70-66. It tied the mark set in 1996-97, when the Lady Vols were 3-1 in overtime contests losing to Georgia, 94-93, and defeating Texas, 68-65, Vanderbilt, 92-79 and LSU, 100-99. UT's 22 points in the OT against Florida (2-3-05), was the most ever scored by the Lady Vols in a single overtime. UT's most recent OT affair was a 73-69 loss to Stanford on Dec. 22, 2007, on the road.

LADY VOL STREAKS

The Lady Vols last lost at home was against LSU, 78-62, on Feb. 14, 2008, since then UT has won three home games. The last time UT lost on the road was on Dec. 22, 2007 at Stanford, since



Tennessee Double-Doubles

Freshmen (2 or more)

Holdsclaw, Chamique	16
Frost, Sheila	11
Parker, Candace	10
Catchings, Tamika	9
Horton, Karla	7
Johnson, Tiffani	6
Gordon, Bridgette	4
Morton, Karen	4
Anosike, Nicky	3
Ostrowski, Mary	3
Snow, Michelle	3
Ely, Shyra	2
Evans, Peggy	2
Groover, Debbie	2
Thompson, Pashen	2

Sophomores (2 or more)

Parker, Candace	21
Holdsclaw, Chamique	16
Ostrowski, Mary	11
Groover, Debbie	10
Horton, Karla	10
Gordon, Bridgette	9
Catchings, Tamika	8
Ward, Vonda	8
Towns, Paula	6
Ely, Shyra	5
Evans, Peggy	5
Haave, Tanya	5
Jackson, Gwen	5
Charles, Daedra	4
Ely, Cindy	4
Johnson, Dana	4
Freeman, Valerie	3
Frost, Sheila	3
Noble, Cindy	3
Randall, Semeka	3
Snow, Michelle	3

Juniors (2 or more)

Holdsclaw, Chamique	16
Parker, Candace	13
Charles, Daedra	13
Noble, Cindy	11
Johnson, Dana	9
Johnson, Tiffani	9
Ostrowski, Mary	9
Catchings, Tamika	8
Ely, Shyra	8
Frost, Sheila	8
Haave, Tanya	8
McCray, Nikki	8
Thompson, Pashen	7
Jackson, Gwen	6
Groover, Debbie	5
Horton, Karla	5
Snow, Michelle	5
Ward, Vonda	5
Brogdon, Cindy	5
Fluker, Tye'sha	3
Towns, Paula	3
Butts, Tasha	3

Seniors (2 or more)

Collins, Shelia	14
Harrison, Lisa	14
Charles, Daedra	13
Ostrowski, Mary	12
Holdsclaw, Chamique	9
Johnson, Dana	9
Webb, Lisa	9
Frost, Sheila	8
Rankin, Jill	8
Catchings, Tamika	7
Ely, Shyra	7
Anosike, Nicky	6
Gordon, Bridgette	6
Jackson, Gwen	6
Noble, Cindy	6
Butts, Tasha	3
Robinson, Ashley	2

Most in a career (5 or more)

Holdsclaw, Chamique	57
Parker, Candace	45
Ostrowski, Mary	35
Catchings, Tamika	32
Charles, Daedra	30
Frost, Sheila	30
Ely, Shyra	22
Horton, Karla	22
Gordon, Bridgette	21
Groover, Debbie	20
Johnson, Dana	20
Noble, Cindy	20
Jackson, Gwen	18
Harrison, Lisa	17
Johnson, Tiffani	17
Collins, Shelia	15
Ward, Vonda	15
Haave, Tanya	14
Thompson, Pashen	14
Snow, Michelle	13
Anosike, Nicky	11
Webb, Lisa	11
McCray, Nikki	10
Towns, Paula	10
Evans, Peggy	9
Rankin, Jill	8
Randall, Semeka	7
Butts, Tasha	6
Brogdon, Cindy	5
Hornbuckle, Alexis	2

Points and Assists DD

Clower, Susan	1
Henry, Lea	1
Hornbuckle, Alexis	1
Marciniak, Michelle	1
Marsh, Dawn	1
McGhee, Carla	1
Warlick, Holly	1
Zolman, Shanna	1

Game Notes • Tennessee vs. Virginia • Nov. 17, 2008

then, UT is 11-0 in road games. The last time the Lady Vols lost on a neutral court was against LSU, 63-54, in the SEC semis game on Mar. 3, 2007. Since that time, UT is 16-0 on a neutral court.

OVER 500 GAMES VS. RANKED

Tennessee's game versus #12 Georgia on Feb. 16, 2006 was the Lady Vols' 500th all-time versus a ranked team since the inception of the polls in 1976. UT is an amazing 398-150 (.724) versus ranked teams. The 2007-08 NCAA Champ Lady Vols were 18-2 versus ranked teams.

LAST LOSS TO AN UNRANKED TEAM?

It was in the 2005-06 season. Florida became the second unranked team in the 2005-06 season to knock off the Lady Vols, when they won 95-93 OT on Feb. 26, 2006. Exactly one month earlier, unranked Kentucky turned the trick with a 66-63 win over #1/3-ranked Tennessee on Jan. 26, 2006 at Rupp Arena. Previously, it had been four years since an unranked team upset the Lady Vols. So before Florida and Kentucky had their way with UT, when was the last time Tennessee lost to an unranked team? That would have been to LSU on Mar. 2, 2002 at the SEC Tournament in Nashville, Tenn. LSU had been in and out of the Top 25 polls in late January and February. Prior to that, UT's last loss to an unranked team was five years previous (to the day) losing to Auburn on Mar. 2, 1997 at the SEC Tournament.

TENNESSEE IN HOME EXHIBITIONS

Until the loss to the USA National Team on Nov. 4, 2007, Tennessee had scored 17-consecutive victories against exhibition opponents...The streak began with an 111-54 dismantling of the U.S. Armed Forces on Nov. 4, 1997...UT has now posted a 33-4 record in home exhibition tilts...Losses were to USSR Olympic Team (102-59) in 1979, Athletes in Action (70-68) in 1992 and to the USA National Team (82-58) in 1995 and (83-72) in 2007.

SEC COACHES SELECT LADY VOLS AS #2

The Southeastern Conference unveiled its fifth annual women's basketball preseason All-SEC first and second teams, Wed., Nov. 5, to tip off the 2008-09 season. In addition, the coaches voted on a predicted order of finish, overall champion and a preseason Player of the Year. Vanderbilt was predicted to win the SEC women's basketball regular season championship. The Commodores were 25-9, 11-3 in the SEC last season. Vanderbilt tops the order of finish with Tennessee, Auburn, Georgia, LSU and Florida rounding out the top half of the league. Kentucky comes in at seven while Mississippi State, Ole Miss, South Carolina, Arkansas and Alabama round out the bottom half of the

conference. Auburn senior guard DeWanna Bonner was named SEC Women's Basketball Preseason Player of the Year while three Lady Vols were selected to either the first or second teams.. Joining Bonner, on the All-SEC First Team were Florida's Marsha Dotson and Sha Brooks, Georgia's Ashley Houts, LSU's Allison Hightower, Ole Miss' Shawn Goff, Tennessee's Angie Bjorklund, and Vanderbilt's Christina Wirth. Second team: Auburn's Whitney Boddie and Sherell Hobbs, Georgia's Angel Robinson, Kentucky's Victoria Dunlap, Mississippi State's Marneshia Richard, South Carolina's Demetress Adams, Tennessee's Vicki Baugh and Shekinna Stricklen, and Vanderbilt's Jennifer Risper.

UT PICKED NUMBER TWO AT SEC MEDIA DAYS

Tennessee has been picked to finish second in the SEC race with 261 points by a vote of conference and national media members. UT sophomore Angie Bjorklund and freshman Shekinna Stricklen were each selected to the All-SEC Second Team. Vanderbilt was picked to finish first with 273 points, followed by UT, Auburn with 246 points, Georgia with 216 points and LSU rounded out the top-five at 183 points. Auburn's DeWanna Bonner was tabbed as Player of the Year. Joining her on the All-SEC First Team was Vanderbilt's Christina Wirth, Florida's Marsha Dotson, Georgia's Ashley Houts and Ole Miss' Shawn Goff. Bjorklund, the 2007-08 SEC Freshman of the Year and Stricklen, were joined on the second team by Whitney Boddie of Auburn, Sha Brooks of Florida, Angel Robinson of Georgia and Allison Hightower of LSU.

Preseason Media Poll (First Place Votes)

Vanderbilt (12) 273 points

Tennessee (9) 261

Auburn 246

Georgia (4) 216

LSU 183

Florida 174

Kentucky 129

Ole Miss 126

Mississippi State 87

Arkansas 81


South Carolina 72

Alabama 25



Tennessee In The SEC Statistics starts 11/18/08

ALL GAMES	#/PCT.	RANK
Scoring Offense		
SEC Games Only		
Scoring Defense		
SEC Games Only		
Scoring Margin		
SEC Games Only		
Free Throw Percentage		
SEC Games Only		
Field Goal Percentage		
SEC Games Only		
FG Percentage Defense		
SEC Games Only		
3-Pt. FG Percentage		
SEC Games Only		
3-Pt. FG% Defense		
SEC Games Only		
Rebounds per Game		
SEC Games Only		
Opponent Rebounds		
SEC Games Only		
Rebound Margin		
SEC Games Only		
Blocked Shots		
SEC Games Only		
Assists per Game		
SEC Games Only		
Steals per Game		
SEC Games Only		
Turnover Margin		
SEC Games Only		
Assist/Turnover Ratio		
SEC Games Only		
Offensive Rebounds		
SEC Games Only		
Defensive Rebounds		
SEC Games Only		
3-Point FGs per Game		



2008-09 SEC COACHES' PRESEASON POLL

School (points)	07-08 SEC	07-08 Overall
1. Vanderbilt	11-3	25-9
2. Tennessee	13-1	36-2
3. Auburn	7-7	20-12
4. Georgia	8-6	23-10
5. LSU	14-0	31-6
6. Florida	6-8	19-14
7. Kentucky	8-6	17-16
8. Mississippi State	4-10	16-15
9. Ole Miss	6-8	13-16
10. South Carolina	4-10	16-16
11. Arkansas	2-12	17-13
12. Alabama	1-13	8-22

Game Notes • Tennessee vs. Virginia • Nov. 17, 2008

AMAZING LADY VOL STREAKS

ALL-TIME WINNING STREAKS

No.	Began	Broken
46	Mar. 15, 1997 vs. Grambling (H) 91-54	Nov. 15, 1998 vs. Purdue (A) 68-78
24	Nov. 16, 1998 vs. St. Joseph's (H) 108-63	Feb. 21, 1999 vs. LSU (A) 69-72
22	Feb. 2, 1989 vs. South Carolina (H) 60-54	Dec. 9, 1989 vs. Louisiana Tech (H) 58-59
22	Jan. 11, 1988 vs. Georgia Tech (A) 96-79	Apr. 1, 1988 vs. Louisiana Tech (N) 59-68
20	Jan. 23, 2000 vs. Kentucky (A) 71-65	Apr. 2, 2000 vs. Connecticut (N) 52-71
20	Jan. 2, 1993 vs. Old Dominion (A) 68-60	Mar. 6, 1993 vs. Georgia (N) 72-73
19	Jan. 7, 2003 vs. Old Dominion (A) 91-63	Mar. 9, 2003 vs. LSU (N) 62-78
18	Nov. 20, 2005 vs. Stetson (H) 83-33	Jan. 23, 2006 vs. Duke (A) 53-75
18	Jan. 2, 2001 vs. Rutgers (N) 58-51	Mar. 3, 2001 vs. Vanderbilt (N) 74-77
18	Jan. 21, 1992 vs. Florida Atlantic (H) 108-26	Mar. 26, 1992 vs. Western Kentucky (N) 70-75
17	Jan. 20, 1994 vs. Virginia Tech (H) 88-51	Mar. 24, 1994 vs. Louisiana Tech (N) 68-71
16	Mar. 18, 2007 vs. Drake (N) 76-37	Dec. 22, 2007 vs. Stanford (A) 69-73 OT
16	Nov. 20, 1994 vs. Louisiana Tech (N) 69-62	Jan. 16, 1995 vs. Connecticut (A) 66-77
16	Jan. 14, 1978 vs. Missouri (A) 101-83	Mar. 18, 1978 vs. Maryland (N) 69-75
15	Feb. 17, 2008 vs. Vanderbilt (A) 81-68.....	current
15	Jan. 28, 1980 vs. LSU (H) 96-73	Mar. 8, 1980 vs. Old Dominion (N) 67-68
15	Feb. 2, 1981 vs. Southern California (H) 78-71	Mar. 29, 1981 vs. Louisiana Tech (N) 59-79
14	Nov. 21, 1993 vs. Ohio State (N) 80-45	Jan. 17, 1994 vs. Rutgers (A) 77-87
14	Dec. 17, 1982 vs. LSU (A) 83-73	Feb. 14, 1983 vs. Old Dominion (A) 66-90
13	Jan. 21, 1995 vs. Mississippi State (H) 81-58	Mar. 6, 1995 vs. Vanderbilt (N) 61-67
12	Jan. 2, 2008 vs. DePaul (A) 102-68	Feb. 14, 2008 vs. LSU (H) 62-78
12	Dec. 9, 1990 vs. Maryland (H) 82-71	Jan. 19, 1991 vs. Auburn (A) 65-70
11	Jan. 25, 2007 vs. Vanderbilt (A) 67-57	Mar. 3, 2007 vs. LSU (N) 54-63
11	Dec. 5, 2006 vs. Tennessee-Martin (H) 85-29	Jan. 22, 2007 vs. Duke (H) 70-74
11	Dec. 30, 2003 vs. George Washington (A) 65-51	Feb. 5, 2004 vs. Connecticut (H) 81-67
11	Nov. 16, 2001 vs. Chattanooga (A) 97-57	Jan. 5, 2002 vs. Connecticut (H) 72-86
11	Nov. 18, 2000 vs. DePaul (H) 94-52	Dec. 30, 2000 vs. Connecticut (A) 76-81
11	Nov. 19, 1999 vs. Tennessee-Martin (H) 133-60	Jan. 8, 2000 vs. Connecticut (H) 67-74
11	Jan. 25, 1982 vs. South Carolina (A) 87-81	Feb. 28, 1982 vs. Kentucky (A) 74-80
11	Nov. 25, 1988 vs. Illinois (N) 81-50	Jan. 7, 1989 vs. Auburn (A) 59-67
10	Jan. 2, 2005 vs. Old Dominion (A) 68-58	Feb. 10, 2005 vs. LSU (A) 58-68
10	Feb. 3, 1990 vs. Auburn (H) 76-65	Mar. 5, 1990 vs. Auburn (N) 77-78
10	Feb. 8, 1985 vs. Florida State (A) 67-56	Mar. 22, 1985 vs. Mississippi (N) 60-63

ALL-TIME HOME WINNING STREAKS

No.	Began	Broken
69	Feb. 2, 1991 vs. Tennessee Tech 94-67	Jan. 6, 1996 vs. Connecticut 53-59
40	Jan. 12, 1997 vs. Kentucky 84-61	Nov. 14, 1999 vs. Louisiana Tech 64-69
37	Feb. 21, 1976 vs. Cumberland 90-42	Mar. 10, 1979 vs. Old Dominion 72-74
26	Jan. 10, 2000 vs. Arkansas 79-69	Jan. 5, 2002 vs. Connecticut 72-86
25	Jan. 14, 1988 vs. Old Dominion 91-68	Dec. 9, 1989 vs. Louisiana Tech 58-59
24	Feb. 16, 2002 vs. Vanderbilt 75-68	Dec. 28, 2003 vs. Texas 60-70
22	Dec. 12, 2004 vs. DePaul 78-63	Feb. 9, 2006 vs. LSU 69-72
20	Jan. 2, 1990 vs. Illinois 84-57	Jan. 28, 1991 vs. Georgia 74-81
17	Feb. 1, 2007 vs. South Carolina 72-36	Feb. 14, 2008 vs. LSU 62-78
13	Jan. 11, 1996 vs. Old Dominion 69-47	Dec. 8, 1996 vs. Georgia (OT) 93-94
12	Jan. 21, 1982 vs. Clemson 91-60	Nov. 30, 1982 vs. Old Dominion (OT) 72-78
11	Jan. 28, 1980 vs. Louisiana State 97-73	Jan. 3, 1981 vs. UCLA 62-65
11	Feb. 15, 1986 vs. Vanderbilt 94-81	Jan. 31, 1987 vs. Mississippi 65-69
10	Jan. 10, 1981 vs. Illinois State 64-52	Nov. 22, 1981 vs. Stephen F. Austin 74-80
10	Nov. 12, 2006 vs. Chattanooga 102-72	Jan. 22, 2007 vs. Duke 70-74
9	Feb. 2, 1987 vs. Georgia Tech 100-74	Dec. 9, 1987 vs. Texas 78-97

ALL-TIME AWAY WINNING STREAKS


No.	Began	Broken
23	Jan. 7, 2003 vs. Old Dominion 91-63	Nov. 25, 2004 vs. Texas 59-74
17	Jan. 2, 2008 vs. DePaul 102-68.....	current
17	Jan. 7, 2001 vs. Arkansas 76-61	Feb. 2, 2002 vs. Vanderbilt 59-76
11	Dec. 17, 2006 vs. Texas 67-46	Mar. 3, 2007 vs. LSU 54-63
11	Nov. 23, 1997 vs. UT-Martin 73-32	Nov. 15, 1998 vs. Purdue 68-78



Home Cookin'

Toughest Places To Play (As of Nov. 15)


1. Thompson-Boling Arena	
Tennessee	295-18 (94.24%)
2. Gampel Arena	
Connecticut	236-17 (93.28%)
3. Thomas Assembly Center	
Louisiana Tech	369-32 (92.02%)
4. Dahlberg Arena	
Montana	413-46 (89.98%)
5. Hartford Civic Center	
Connecticut	87-11 (88.76%)
6. Jon M. Huntsman	
Utah	374-50 (88.21%)
7. Frank Erwin Center	
Texas	394-68 (85.28%)
8. United Spirit Arena	
Texas Tech	122-22 (84.72%)
9. McGrath Arena	
DePaul	93-17 (84.55%)
10. Louis Brown Athletic Center	
Rutgers	356-73 (82.98%)
11. Maples Pavilion	
Stanford	395-82 (82.81%)
12. Bryce Jordan Center	
Penn State	139-31 (81.76%)



Game Notes • Tennessee vs. Virginia • Nov. 17, 2008

THE LAST TIME...

Tennessee scored 100 points.....	Jan. 2, 2008 vs. DePaul (UT 102, DU 68)
Tennessee scored 90 points.....	Mar. 23, 2008 vs. Oral Roberts (UT 94, OR 55)
Tennessee scored 60 points or less.....	Apr. 1, 2008 vs. Texas A&M (UT 53, TAM 45)
Tennessee scored 50 points or less.....	Apr. 6, 2008 vs. LSU (UT 47, LSU 46)
Tennessee gave up 100 points.....	Mar. 6, 1987 vs. Auburn (AU 102, UT 96)
Tennessee gave up 90 points.....	Feb. 26, 2006 vs. Florida (UF 95, UT 93 (OT))
Tennessee gave up 60 points or less.....	Mar. 25, 2008 vs. Purdue (UT 78, PU 52)
Tennessee gave up 50 points or less.....	Apr. 8, 2008 vs. Stanford (UT 64, SU 48)
Tennessee game up 40 points or less.....	Nov. 15, 2008 vs. San Francisco (UT 68, USF 39)
A Lady Vol scored 30 points.....	Mar. 30, 2008 vs. Notre Dame, Candace Parker, 34, (UT 74, ND 64)
A Lady Vol scored 40 points.....	Mar. 3, 1985 vs. Mississippi, Shelia Collins, 40, (UT 79, UM 71)
A Lady Vol scored 50 points.....	Nov. 13, 1976 vs. Kentucky, Patricia Roberts, 51, (UT 107, UK 53)
An opposing player scored 30 points ..	Feb. 7, 2008, Alexis Rack, Mississippi State, 32, (UT 87, MSU 69)
An opposing player scored 40 points ..	Jan. 28, 1997, Kim Williams, DePaul, 41, (UT 94, DePaul 83)
An opposing player scored 50 points ..	Never
No Lady Vol scored in double figures.....	Mar. 29, 2002 vs. Connecticut (UCONN 79, UT 56)
No opposing player scored in double figures ..	Mar. 18, 2007 vs. Drake (UT 76, DU 37)
A Lady Vol had 20 rebounds.....	Mar. 16, 1991 vs. SW Missouri State, Daedra Charles, 22, (UT 55, SWM 47)
A Lady Vol had 25 rebounds.....	Never
An opposing player had 20 rebounds.....	Apr. 6, 2008 vs. LSU, Sylvia Fowles, 20, (UT 47, LSU 46)
An opposing player had 25 rebounds.....	Never
A Lady Vol had 10 assists.....	Dec. 16, 2007 vs. Gonzaga, Shannon Bobbitt, 13, (UT 96, GZ 73)
A Lady Vol had 15 assists.....	Mar. 6, 1988 vs. Georgia, Dawn Marsh, 18, (UT 82, UG 76)
An opposing player had 10 assists.....	Feb. 7, 2008, Marneshia Richard, Mississippi State, 10, (UT 87, MSU 69)
An opposing player had 15 assists.....	Never
A Lady Vol made 5+ three-pointers	Jan. 24, 2008, Angie Bjorklund vs. Arkansas, 7, (UT 98, ARK 55)
A Lady Vol made 8 three-pointers	Never
A Lady Vol made 10 three-pointers	Never
An opposing player made 5+ three-pointers	Feb. 28, 2008, Sha Brooks, Florida, 7, (UT 88, UF 61)
An opposing player made 8 three-pointers.....	Dec. 21, 1992, Molly Goodenbour, Stanford, 9, (UT 84, SU 79)
An opposing player made 10 three-pointers.....	Never
Tennessee shot 60 percent FG	Jan. 2, 2008 vs. DePaul, .603 (38-63), (UT 102, DU 68)
Tennessee shot 55 percent FG	Mar. 7, 2008 vs. Florida, .554 (36-65), (UT 92, UF 61)
Tennessee shot 40 percent FG or lower.....	Nov. 15, 2008 vs. San Francisco, .400 (28-70), (UT 68, USF 39)
Tennessee shot 35 percent FG or lower.....	Apr. 6, 2008 vs. LSU, .304 (21-69), (UT 47, LSU 46)
Tennessee shot 30 percent FG or lower.....	Feb. 11, 2008 vs. Rutgers, .296 (16-54), (UT 59, RU 58)
An opponent shot 60 percent FG	Nov. 25, 2004, Texas, .604 (29-48), (UT 59, Texas 74)
An opponent shot 55 percent FG	Feb. 12, 2006, Vanderbilt, .566 (30-53), (UT 70, VU 67)
An opponent shot 40 percent FG or lower.....	Apr. 8, 2008 vs. Stanford, .388 (19-49), (UT 64, SU 48)
An opponent shot 35 percent FG or lower.....	Apr. 1, 2008, Texas A&M, .315 (17-64), (UT 53, TAM 45)
An opponent shot 30 percent FG or lower.....	Nov. 15, 2008 vs. San Francisco, .186 (13-70), (UT 68, USF 39)
Tennessee won 20 games in a row	Jan. 23, 2000-Mar. 31, 2000, 20-game streak
Tennessee won 15 games in a row	Feb. 17, 2008-current, 15-game streak
Tennessee won 10 games in a row	Jan. 2, 2008-Feb. 11, 2008, 12-game streak
Tennessee lost 3 games in a row	Feb. 5, 1986-Feb. 10, 1986, 3-game streak
Tennessee lost 5 games in a row	Jan. 28, 1970-Jan. 22, 1971, 5-game streak
Tennessee won 60 home games in a row	Feb. 2, 1991-Jan. 6, 1996, 69-game streak
Tennessee won 50 home games in a row	Feb. 2, 1991-Jan. 6, 1996, 69-game streak
Tennessee won 40 home games in a row	Jan. 12, 1997-Nov. 14, 1999, 40-game streak
Tennessee won 10 road games in a row.....	Jan. 2, 2008-current, 15-game streak
Tennessee won 15 road games in a row.....	Jan. 23, 2000-Jan. 27, 2002, 26-game streak
Tennessee won 20 road games in a row.....	Jan. 23, 2000-Jan. 27, 2002, 26-game streak
Tennessee won 25 road games in a row.....	Jan. 23, 2000-Jan. 27, 2002, 26-game streak
Tennessee lost 3 road games in a row	Jan. 24, 1986-Feb. 5, 1986, 3-game streak
Tennessee lost 5 road games in a row	Feb. 19, 1984-Jan. 16, 1985, 5-game streak



The Best & the Worst of 07-08

For Tennessee...

Most points	102 (vs. DU, 1/2/08)
Least points	47 (vs. LSU, 4/6/08)
Biggest lead.....	43, second half (vs. ARK, 1/24/08)
Biggest deficit	18, second half (vs. LSU, 2/14/08)
Biggest lead in a loss.....	19, first half (vs. LSU, 2/14/08)
Biggest deficit in a win.....	10, first half (vs. VU, 3/8/08)
Biggest halftime lead.....	29 (vs. LTU, 11/26/07)
Biggest halftime deficit.....	7 (vs. MSU, 2/7/08)
Most first-half points	56 (vs. ARK, 1/24/08)
Best first-half FG%667 (vs. TAM, 4/1/08)
Fewest first-half points.....	22 (vs. LSU, 4/6/08)
Worst first-half FG%286 (vs. LSU, 4/6/08)
Most second-half points.....	54 (vs. MSU, 2/7/08)
Best second-half FG%.....	.633 (vs. GA, 3/2/08)
Fewest second-half points.....	24 (vs. TAM, 4/1/08)
Worst second-half FG%222 (vs. VU, 3/8/08)

For Opponents...

Most points	79, (UNC, 12/2/07)
Least points	40, (UK, 1/18/08)
Biggest lead.....	18, second half (LSU, 2/14/08)
Biggest deficit	42, second half (ARK, 1/24/08)
Biggest lead in a loss.....	10, first half (VU, 3/8/08)
Biggest deficit in a win.....	19, first half (LSU, 2/14/08)
Biggest halftime lead.....	7 (MSU, 2/7/08)
Biggest halftime deficit.....	29 (LTU, 11/26/07)
Most first-half points	40, (MSU, 2/7/08)*
Best first-half FG%600 (UCLA, 12/19/07)
Fewest first-half points.....	13, (UM, 1/31/08)
Worst first-half FG%207 (UM, 1/31/08)
Most second-half points.....	48 (LSU, 2/14/08)
Best second-half FG%.....	.600 (LSU, 2/14/08)
Fewest second-half points.....	18, (TAM, 4/1/08)
Worst second-half FG%222 (TAM, 4/1/08)

Tennessee Last Season...

Tennessee has led in the first half of 38 games.
 Tennessee has never trailed in the first half of 14 games.
 Tennessee has led at halftime of 34 games.
 Tennessee has trailed at halftime of three games.
 Tennessee has led in the second half of 38 games.
 Tennessee has never trailed in the second half of 29 games.
 Tennessee has led in rebounding in 28 games.
 Tennessee has been outrebounded in seven games.

Game Notes • Tennessee vs. San Francisco • Nov. 15, 2008

2007-08 LADY VOL HIGHS AND LOWS

INDIVIDUAL

Points.....34, Candace Parker vs. Notre Dame, 3/30/08
 34, Candace Parker vs. Middle Tennessee 12/13/07
 Field Goals 13, Candace Parker vs. Georgia 3/2/08
 Field Goal Attempts 27, Candace Parker vs. LSU 4/6/08
 Field Goal Percentage (min. 10 att.).....900 (9-10), Alex Fuller vs. DePaul 1/2/08
 3-Pt Field Goals..... 7, Angie Bjorklund vs. Arkansas 1/24/08
 7, Angie Bjorklund vs. Notre Dame 1/5/08
 7, Angie Bjorklund vs. Gonzaga 12/16/07
 3-Pt Field Goal Attempts..... 16, Angie Bjorklund vs. Arkansas 1/24/08
 3-Pt. Field Goal Percentage (min. 5 att.).....777 (7-9), Angie Bjorklund
 vs. Notre Dame 1/5/08
 Free Throws 17, Candace Parker vs. Middle Tennessee 12/13/07
 Free Throw Attempts 21, Candace Parker vs. Middle Tennessee 12/13/07
 Free Throw Percentage (min. 6 att.).....1.00 (8-8), Candace Parker
 vs. Vanderbilt 3/8/08
 Offensive Rebounds 8, Alexis Hornbuckle vs. Florida 2/28/08
 8, Nicky Anosike vs. Alabama 2/21/08
 8, Nicky Anosike vs. Auburn 1/10/08
 Defensive Rebounds 12, Candace Parker vs. Oklahoma 11/15/07
 Total Rebounds..... 16, Candace Parker vs. North Carolina 12/2/07
 16, Vicki Baugh vs. Louisiana Tech 11/26/07
 Assists 13, Shannon Bobbitt vs. Gonzaga 12/16/07
 Turnovers 7, Shannon Bobbitt vs. Texas A&M 4/1/08
 Blocks 5, Candace Parker vs. Mississippi State 2/24/08
 5, Candace Parker vs. Rutgers 2/11/08
 Steals.....8, Alexis Hornbuckle vs. Purdue 3/25/08

TEAM

	HIGH	LOW
--	------	-----

Points	102, DePaul	47, Louisiana State-3
Field Goals Made	39, Arkansas	16, Rutgers
Field Goals Attempted	79, Louisiana Tech	41, Texas A&M
Field Goal Percentage	.603, DePaul	.296, Rutgers
3-Point Field Goals Made	13, Arkansas	1, Kentucky-1
3-Point Field Goals Attempted	30, Arkansas	6, Texas A&M
3-Point Field Goal Percentage	.563 (9-16), DePaul	.111 (2-18), West Virginia
Free Throws Made	28, Middle Tennessee	2, Louisiana State-3
Free Throws Attempted	37, Middle Tennessee	7, Louisiana State-3
Free Throw Percentage	.941, Gonzaga	.286, Louisiana State-3
Rebounds	57, Florida	28, Kentucky-1
Assists	27, Florida	4, Kentucky-1
Turnovers	23, Duke*	7, Louisiana State-3
Blocked Shots	12, Auburn	2, Kentucky-2
Steals	21, Chattanooga	4, Rutgers
Personal Fouls	24, Stanford	6, Alabama*
Home Attendance	20,249, Miss. State	12,323, Old Dominion
Away/Neutral Attendance	21,655, Stanford-2*	2,628, Miss. State-1

* Indicates the most recent instance of a high/low that occurred more than one time during the season.

Numbers after teams indicate the time of the season UT played the team

2007-08 OPPONENTS HIGHS AND LOWS

INDIVIDUAL

Points..... 32, Alexis Rack, Mississippi State, 2/7/08
 Field Goals 10, Sylvia Fowles, LSU, 4/6/08
 10, Sha Brooks, Florida, 2/28/08
 10, Alexis Rack, Mississippi State, 2/7/08
 10, Erlana Larkins, North Carolina, 12/2/07
 Field Goal Attempts24, Rashanda McCants, North Carolina, 12/2/07
 Field Goal Percentage (min. 10 att.)..... .818 (9-11), Vivian Frieson,
 Gonzaga, 12/16/07
 3-Pt Field Goals..... 7, Sha Brooks, Florida, 2/28/08
 7, Alexis Rack, Mississippi State, 2/7/08
 3-Pt Field Goal Attempts..... 13, Alexis Rack, Mississippi State, 2/7/08
 3-Pt. Field Goal Percentage (min. 5 att.)......636 (7-11), Sha Brooks,
 Florida, 2/28/08
 Free Throws 11, Erica White, LSU, 2/14/08
 11, Candice Wiggins, Stanford, 12/22/07
 Free Throw Attempts 16, Erica White, LSU, 2/14/08
 16, Candice Wiggins, Stanford, 12/22/07
 Free Throw Percentage (min. 6 att.)..... 1.00 (6-6), Essence Carson,
 Rutgers, 2/11/08
 Offensive Rebounds 12, JoKeirra Sneed, Louisiana Tech, 11/26/07
 Defensive Rebounds 16, Sylvia Fowles, LSU, 4/6/08
 Total Rebounds..... 20 Sylvia Fowles, LSU 4/6/08
 Assists 10, Marneshia Richard, Mississippi State, 2/7/08
 Turnovers 9, Alli Smalley, Auburn, 1/10/08
 Blocks 5, Sylvia Fowles, LSU, 4/6/08
 Steals..... 5, Demetress Adams, South Carolina, 1/13/08
 5, Tiffany Green, Old Dominion, 12/5/07
 5, Kathleen Nash, Texas, 11/18/07

TEAM

	HIGH	LOW
--	------	-----

Points	79, North Carolina	40, Kentucky-1
Field Goals Made	35, North Carolina	16, Kentucky-1
Field Goals Attempted	83, North Carolina	38, Kentucky-2
Field Goal Percentage	.475 (28-59), UCLA	.278, Ole Miss
3-Point Field Goals Made	11, Florida*	1, Purdue*
3-Point Field Goals Attempted	29, Florida	2, Purdue
3-Point Field Goal Percentage	.500 (10-20), Vanderbilt-2	.100 (1-10), UNC
Free Throws Made	23, Stanford	2, Ole Miss
Free Throws Attempted	32, LSU*	4, Ole Miss
Free Throw Percentage	.867 (13-15), Rutgers	.333 (3-9), Vanderbilt-1
Rebounds	57, North Carolina	22, Oral Roberts
Assists	18, LSU-2*	5, Kentucky-1
Turnovers	36, Kentucky-2	12, LSU-3
Blocked Shots	7, Old Dominion*	0, Stanford-2*
Steals	15, LSU	3, LSU-3
Personal Fouls	31, Middle Tennessee	9, Arkansas


* Indicates the most recent instance of a high/low that occurred more than one time during the season.

Numbers after teams indicate the time of the season UT played the team

Game Notes • Tennessee vs. Virginia • Nov. 17, 2008

ALL-TIME TOP LADY VOL PERFORMANCES

		POINTS (30 OR MORE)					
DATE	PTS	PLAYER	OPPONENT	UT/OPP	SITE		
11/13/1976	51	Patricia Roberts	Kentucky	107-53	H		
2/19/1925	46	Inez Lovelace	Centenary (Tenn.)	54-10	A		
12/11/1982	43	Tanya Haave	Stephen F. Austin	76-67	A		
1/24/1977	43	Patricia Roberts	East Tennessee State	100-57	H		
3/3/1985	40	Shelia Collins	Mississippi	79-71	A		
3/26/1977	40	Patricia Roberts	Immaculata	91-71	N		
3/15/1999	39	Chamique Holdsclaw	Boston College	89-62	H		
2/14/1998	39	Chamique Holdsclaw	Auburn	79-63	H		
2/29/1975	39	Gail Dobson	Union	87-94	N		
2/26/1999	38	Tamika Catchings	Florida	92-80	N		
1/6/1977	38	Patricia Roberts	Marshall	114-39	H		
2/15/2004	37	Tasha Butts	Vanderbilt	94-88	A		
1/10/1998	37	Chamique Holdsclaw	Florida	99-60	H		
1/4/1980	37	Jill Rankin	North Carolina State	67-58	H		
1/14/1976	37	Sue Thomas	Western Carolina	72-77	A		
1/17/1988	36	Sheila Frost	Vanderbilt	104-67	H		
3/12/1978	36	Suzanne Barbre	North Carolina State	85-86	N		
1/20/1998	35	Tamika Catchings	DePaul	125-46	A		
2/27/1985	35	Shelia Collins	LSU	85-78	H		
3/30/1984	35	Mary Ostrowski	Cheyney State	82-73	N		
1/18/1980	35	Cindy Noble	UT-Chattanooga	72-53	A		
1/14/1980	35	Jill Rankin	Stephen F. Austin	79-69	H		
3/30/08	34	Candace Parker	Notre Dame	74-64	N		
12/13/2007	34	Candace Parker	Middle Tennessee	84-61	H		
2/26/2006	34	Candace Parker	Florida	(ot) 93-95	H		
3/16/1998	34	Chamique Holdsclaw	Western Kentucky	82-62	H		
12/8/1996	34	Chamique Holdsclaw	Georgia	93-94	H		
3/16/1995	34	Dana Johnson	Florida A&M	96-59	H		
2/26/1989	34	Bridgette Gordon	Alabama	81-65	A		
3/7/1988	34	Bridgette Gordon	Auburn	73-70	N		
2/9/1983	34	Tanya Haave	Kentucky	95-85	A		
1/15/1981	34	Cindy Noble	Maryland	93-91	A		
12/13/1979	34	Jill Rankin	UCLA	80-77	A		
1/22/1977	34	Patricia Roberts	Alabama	83-57	H		
2/28/1975	34	Gail Dobson	Union	90-95	N		
1/28/1999	33	Chamique Holdsclaw	Georgia	95-79	A		
2/7/1998	33	Chamique Holdsclaw	Old Dominion	85-61	H		
2/24/1997	33	Chamique Holdsclaw	Louisiana Tech	80-98	A		
3/25/1989	33	Bridgette Gordon	Long Beach State	94-80	N		
3/21/1987	33	Bridgette Gordon	Auburn	77-61	H		
3/10/1977	33	Patricia Roberts	Clemson	84-46	N		
12/22/2006	32	Candace Parker	Old Dominion	75-59	A		
3/8/2003	32	Kara Lawson	Mississippi State	76-75	N		
1/19/2003	32	Gwen Jackson	Florida	94-53	A		
1/17/1999	32	Chamique Holdsclaw	Kentucky	98-60	H		
3/6/1988	32	Bridgette Gordon	Georgia	82-76	N		
1/25/1985	32	Shelia Collins	Old Dominion	67-64	A		
2/18/1977	32	Patricia Roberts	Charleston	91-70	N		
1/14/1977	32	Patricia Roberts	Western Carolina	82-62	H		
11/30/1976	32	Patricia Roberts	Belmont	63-78	H		
2/14/1975	32	Gail Dobson	Western Carolina	82-86	N		
2/11/2007	31	Candace Parker	Kentucky	84-62	H		
2/27/2003	31	Kara Lawson	Vanderbilt	91-71	H		
3/1/2002	31	Shyra Ely	Georgia	81-67	N		
2/12/1998	31	Chamique Holdsclaw	Memphis	91-65	A		
3/28/1997	31	Chamique Holdsclaw	Notre Dame	80-66	A		
2/5/1994	31	Tiffany Woosley	Alabama	85-69	H		
2/20/1989	31	Sheila Frost	Notre Dame	98-43	H		
2/2/1980	31	Jill Rankin	Kentucky	91-83	A		
3/23/1979	31	Cindy Brogdon	Louisiana Tech	84-102	N		
3/23/1977	31	Patricia Roberts	Michigan State	76-72	H		
2/14/1977	31	Patricia Roberts	Mississippi	74-73	H		
12/17/1976	31	Patricia Roberts	Clemson	87-61	A		
3/11/1976	31	Sue Thomas	Appalachian State	71-88	N		
2/14/1975	31	Gail Dobson	Appalachian State	94-69	N		
3/2/08	30	Candace Parker	Georgia	72-63	A		
3/20/2007	30	Candace Parker	Pittsburgh	68-54	N		
1/6/2007	30	Candace Parker	Connecticut	70-64	A		
2/20/2005	30	Shyra Ely	Arkansas	84-71	A		
2/7/2002	30	Kara Lawson	Arkansas	93-65	H		
11/16/1998	30	Tamika Catchings	St. Joseph's	108-63	H		
2/1/1998	30	Chamique Holdsclaw	Alabama	73-66	H		
1/28/1991	30	Dena Head	Georgia	74-81	H		
2/24/1989	30	Bridgette Gordon	Western Kentucky	76-57	A		
1/31/1988	30	Sheila Frost	Georgia	82-79	A		
1/14/1988	30	Bridgette Gordon	Old Dominion	91-68	H		
2/18/1982	30	Mary Ostrowski	Kentucky	65-61	A		
2/16/1981	30	Cindy Noble	Old Dominion	76-70	A		
1/13/1979	30	Cindy Brogdon	North Carolina State	79-66	A		
1/9/1979	30	Cindy Brogdon	Delta State	85-73	A		
11/29/1978	30	Cindy Brogdon	Clemson	75-66	A		
1/29/1977	30	Patricia Roberts	Memphis State	81-72	A		
1/17/1977	30	Patricia Roberts	Mississippi	58-56	A		
12/19/1976	30	Patricia Roberts	Ohio State	67-57	N		



FRESHMEN AT TENNESSEE

When Pat Summitt started freshmen guard/forward Shekinna Stricklen and forward Glory Johnson on Nov. 15, 2008, against San Francisco, it marked the 11th and 12th times in her coaching career that a freshman started her very first game at Tennessee. The list of opening day rookie starters: Angie Bjorklund, 2007, Candace Parker, 2005, Shyra Ely 2001, Ashley Robinson 2000, Gwen Jackson 1999, Kyra Elzy 1996, Chamique Holdsclaw 1995, Tiffani Johnson 1994, Bridgette Gordon and Sheila Frost 1985.

THE NOD

Last season, Angie Bjorklund became the 52nd all-time Lady Vol to start during her freshman season –she started in 30 of 38 games. Previously, Cait McMahan earned a start at point guard versus Louisiana Tech during her freshman season. Prior to Cait's starting nod, then-redshirt freshman Candace Parker played and started in all 36 games her rookie season in 2005-06. A season earlier, Tennessee coach Pat Summitt liked what she saw out of the 2004-05 rookie class as two players earned starting nods during the season. Nicky Anosike played in all 35 games with 25 starting assignments and Alexis Hornbuckle played in all 35 games with 21 starts. This duo became the 48th and 49th rookies all-time to earn starting assignments at UT as rookies. The 2001-02 rookie class found three players earn a starting nod as Loree Moore, Shyra Ely and Brittany Jackson all started at some point as rookies.

TENNESSEE ROOKIE RECORDS

POINTS
35, Tamika Catchings vs. DePaul 1/20/98

THREE-POINTERS
7, Angie Bjorklund vs. Arkansas 1/24/08
7, Angie Bjorklund vs. Notre Dame 1/5/08
7, Angie Bjorklund vs. Gonzaga 12/16/07

REBOUNDS
19, Chamique Holdsclaw vs. Georgia 1/8/96

ASSISTS
9, Jody Adams vs. Stetson 11/26/89

BLOCKED SHOTS
7, Candace Parker vs. Michigan State 11/24/05

STEALS
8, Nikki McCray vs. Memphis State 2/19/92

2008-09 LADY VOL BASKETBALL
Tennessee Combined Team Statistics (as of Nov 16, 2008)
All games

RECORD:	OVERALL	HOME	AWAY	NEUTRAL
ALL GAMES.....	(1-0)	(1-0)	(0-0)	(0-0)
CONFERENCE.....	(0-0)	(0-0)	(0-0)	(0-0)
NON-CONFERENCE.....	(1-0)	(1-0)	(0-0)	(0-0)

## Player	GP-GS	Min--Avg	---TOTAL---		---3-PTS---		FT-FTA	Pct	---REBOUNDS---				PF	FO	A	TO	Blk	Stl	Pts	Avg
			FG-FGA	Pct	3FG-FGA	Pct			Off	Def	Tot	Avg								
25 JOHNSON, Glory....	1-1	26 26.0	7-11	.636	0-0	.000	3-5	.600	8	4	12	12.0	0	0	2	2	1	1	17	17.0
40 STRICKLEN, Shekinna	1-1	35 35.0	5-12	.417	2-6	.333	0-0	.000	3	6	9	9.0	2	0	4	2	1	0	12	12.0
33 BREWER, Alyssia....	1-0	17 17.0	3-5	.600	0-0	.000	2-2	1.000	1	8	9	9.0	1	0	1	2	2	1	8	8.0
20 SMALLBONE, Sydney..	1-1	17 17.0	3-10	.300	1-5	.200	0-0	.000	1	1	2	2.0	2	0	2	1	1	0	7	7.0
15 MANNING, Alicia....	1-0	20 20.0	3-11	.273	1-4	.250	0-0	.000	1	5	6	6.0	3	0	1	1	2	2	7	7.0
10 GRAY, Amber.....	1-0	10 10.0	2-4	.500	0-1	.000	1-2	.500	0	4	4	4.0	3	0	0	2	0	0	5	5.0
44 FULLER, Alex.....	1-1	33 33.0	2-10	.200	0-2	.000	0-1	.000	5	7	12	12.0	1	0	0	5	0	1	4	4.0
02 McMAHAN, Cait.....	1-1	14 14.0	2-4	.500	0-2	.000	0-0	.000	0	2	2	2.0	0	0	2	0	0	0	4	4.0
01 BASS, Briana.....	1-0	28 28.0	1-3	.333	0-1	.000	2-2	1.000	1	3	4	4.0	0	0	4	1	0	1	4	4.0
TEAM.....									2	2	4	4.0	0		0					
Total.....	1	200	28-70	.400	4-21	.190	8-12	.667	22	42	64	64.0	12	0	16	16	7	6	68	68.0
Opponents.....	1	200	13-70	.186	4-26	.154	9-11	.818	17	24	41	41.0	15	1	6	10	2	8	39	39.0

TEAM STATISTICS	UT	OPP	DATE	OPPONENT	W/L	SCORE	ATTEND
SCORING.....	68	39	11/15/08	SAN FRANCISCO	W	68-39	13400
Points per game.....	68.0	39.0					
Scoring margin.....	+29.0	-					
FIELD GOALS-ATT.....	28-70	13-70					
Field goal pct.....	.400	.186					
3 POINT FG-ATT.....	4-21	4-26					
3-point FG pct.....	.190	.154					
3-pt FG made per game.	4.0	4.0					
FREE THROWS-ATT.....	8-12	9-11					
Free throw pct.....	.667	.818					
F-Throws made per game	8.0	9.0					
REBOUNDS.....	64	41					
Rebounds per game....	64.0	41.0					
Rebounding margin....	+23.0	-					
ASSISTS.....	16	6					
Assists per game.....	16.0	6.0					
TURNOVERS.....	16	10					
Turnovers per game....	16.0	10.0					
Turnover margin.....	-6.0	-					
Assist/turnover ratio.	1.0	0.6					
STEALS.....	6	8					
Steals per game.....	6.0	8.0					
BLOCKS.....	7	2					
Blocks per game.....	7.0	2.0					
ATTENDANCE.....	13400	0					
Home games-Avg/Game...	1-13400	0-0					
Neutral site-Avg/Game.	-	0-0					

SCORE BY PERIODS:	1st	2nd	Total
Tennessee.....	32	36	68
Opponents.....	24	15	39

Game Notes • Tennessee vs. Virginia • Nov. 17, 2008

BASS' STATS

Bass' 2008-09 Season Highs

Points:4 vs. San Francisco (11-15-08)
 Rebounds:4 vs. San Francisco (11-15-08)
 Assists:4 vs. San Francisco (11-15-08)
 Steals:1 vs. San Francisco (11-15-08)
 Blocks:0
 Field Goals:1 vs. San Francisco (11-15-08)
 3-Pointers:0
 Free Throws:2 vs. San Francisco (11-15-08)
 Minutes:28 vs. San Francisco (11-15-08)

- Played 28 minutes in season-opener against San Francisco, finishing with four points, four assists and four rebounds.
- Appeared in both exhibition games, averaging 21 minutes per game.
- Made three 3-pointers against Love & Basketball for nine points.
- Dished out a team-high six assists against Love & Basketball.



BRIANA BASS
 Freshman • 5-2 • Guard
 Indianapolis, Ind.
 North Central HS

Career Totals For Bass

Year	GP	GS	Min	Avg	FG	FGA	Pct	3FG	3FGA	Pct	FT	FTA	Pct	Off	Def	Tot	Avg	PF	FO	Ast	TO	Blk	Stl	Pts	Avg
2008-09	1	0	28	28.0	1	3	.333	0	1	.000	2	2	1.000	1	3	4	4.0	0	0	4	1	0	1	4	4.0
TOTAL	1	0	28	28.0	1	3	.333	0	1	.000	2	2	1.000	1	3	4	4.0	0	0	4	1	0	1	4	4.0



VICKI BAUGH
 Sophomore • 6-4 • Forward
 Sacramento, Calif.
 Sacramento HS

- Did not play against San Francisco while continuing to rehab from a torn ACL in the 2008 NCAA championship game.
- Sat out the Lady Vols' two exhibition games as suspension for missing two classes over the summer session.
- Played 13.1 minutes per game in 2007-08, averaging 5.3 points and 4.0 rebounds per game.
- Shot 55.2 percent from the floor as a freshman in 2007-08.
- Was named to the Preseason Second Team All-SEC by a vote of the league coaches.

BAUGH'S STATS

Baugh's 2008-09 Season Highs

Points:
 Rebounds:
 Assists:
 Steals:
 Blocks:
 Field Goals:
 3-Pointers:
 Free Throws:
 Minutes:

Baugh's Career Highs

Points: 12 vs. Purdue (3-25-08)*
 Rebounds: 16 vs. Louisiana Tech (11-26-07)
 Assists: 4 vs. Vanderbilt (1-20-08)*
 Steals: 4 vs. Kentucky (2-3-08)
 Blocks: 4 vs. Louisiana Tech (11-26-07)
 Field Goals: 6 vs. Purdue (3-25-08)
 3-Pointers: 0
 Free Throws: 5 vs. Vanderbilt (1-20-08)*
 Minutes: 25 vs. Kentucky (2-3-08)*

Baugh's SEC Highs

Points: 12 vs. Alabama (2-21-08)
 Rebounds: 10 vs. Kentucky (2-3-08)
 Assists: 4 vs. Vanderbilt (1-20-08)
 Steals: 4 vs. Kentucky (2-3-08)
 Blocks: 3 vs. Florida (2-28-08)*
 Field Goals: 4 vs. Florida (2-28-08)*
 3-Pointers: 0
 Free Throws: 5 vs. Vanderbilt (1-20-08)
 Minutes: 25 vs. Kentucky (2-3-08)

*Indicates most recent high

Career Totals For Baugh

Year	GP	GS	Min	Avg	FG	FGA	Pct	3FG	3FGA	Pct	FT	FTA	Pct	Off	Def	Tot	Avg	PF	FO	Ast	TO	Blk	Stl	Pts	Avg
2007-08	38	0	496	13.1	79	143	.552	0	0	.000	42	54	.778	56	96	152	4.0	73	4	23	64	29	20	200	5.3
TOTAL	38	0	496	13.1	79	143	.552	0	0	.000	42	54	.778	56	96	152	4.0	73	4	23	64	29	20	200	5.3

Game Notes • Tennessee vs. Virginia • Nov. 17, 2008

BJORKLUND'S STATS

Bjorklund's 2008-09 Season Highs

Points:
 Rebounds:
 Assists:
 Steals:
 Blocks:
 Field Goals:
 3-Pointers:
 Free Throws:
 Minutes:

Bjorklund's Career Highs

Points:29 vs. Arkansas (1-24-08)
 Rebounds:8 vs. Old Dominion (12-5-07)
 Assists:7 vs. Florida (3-7-08)
 Steals:4 vs. Old Dominion (12-5-07)
 Blocks:2 vs. South Carolina (1-13-08)
 Field Goals:11 vs. Arkansas (1-24-08)
 3-pointers:7 vs. Arkansas (1-24-08)*
 Free Throws:4 vs. Kentucky (2-3-08)
 Minutes:37 vs. Stanford (12-22-07)

Bjorklund's SEC Highs

Points:29 vs. Arkansas (1-24-08)
 Rebounds:7 vs. Florida (2-28-08)
 Assists:7 vs. Florida (3-7-08)
 Steals:2 vs. Georgia (3-2-08)
 Blocks:2 vs. South Carolina (1-13-08)
 Field Goals:11 vs. Arkansas (1-24-08)
 3-Pointers:7 vs. Arkansas (1-24-08)
 Free Throws:4 vs. Kentucky (2-3-08)
 Minutes:30 vs. Arkansas (1-24-08)

*Indicates most recent high

- Underwent an MRI, which revealed a bulging disc in her back. Conservative treatment is underway and she is listed as day-to-day. Did not play against San Francisco.
- Did not play in the Lady Vols' first exhibition game as suspension for missing a summer class and the second to recover from back spasms.
- Was named to the Preseason First Team All-SEC in a vote of league coaches.
- Last season Bjorklund was named SEC Freshman of the Year after starting in 30 of 38 games and averaging 8.4 points and 3.2 rebounds in nearly 24 minutes a game.



ANGIE BJORKLUND
 Sophomore • 6-0 • Guard/Forward
 Spokane Valley, Wash.
 University HS

Career Totals For Bjorklund

Year	GP	GS	Min	Avg	FG	FGA	Pct	3FG	3FGA	Pct	FT	FTA	Pct	Off	Def	Tot	Avg	PF	FO	Ast	TO	Blk	Stl	Pts	Avg
2007-08	38	30	905	23.8	115	298	.386	68	185	.368	20	23	.870	42	78	120	3.2	79	3	52	62	5	31	318	8.4
TOTAL	38	30	905	23.8	115	298	.386	68	185	.368	20	23	.870	42	78	120	3.2	79	3	52	62	5	31	318	8.4



ALYSSIA BREWER
 Freshman • 6-3 • Forward
 Sapulpa, Okla.
 Sapulpa HS

- Went 3-of-5 from the field in 17 minutes against San Francisco to finish with eight points. Also grabbed nine boards, eight of which came on the defensive end.
- The only Lady Vol to record a double-double in both exhibition games.
- Made her first three career field goal attempts in the Orange and White.
- Scored 14 points and grabbed 13 rebounds against Carson-Newman.
- Against Love & Basketball, she played a team-high 30 minutes, scoring 11 points and pulling down 11 boards.

BREWER'S STATS

Brewer's 2008-09 Season Highs

Points:8 vs. San Francisco (11-15-08)
 Rebounds:9 vs. San Francisco (11-15-08)
 Assists:1 vs. San Francisco (11-15-08)
 Steals:1 vs. San Francisco (11-15-08)
 Blocks:2 vs. San Francisco (11-15-08)
 Field Goals:3 vs. San Francisco (11-15-08)
 3-Pointers:0
 Free Throws:2 vs. San Francisco (11-15-08)
 Minutes:17 vs. San Francisco (11-15-08)

Career Totals For Brewer

Year	GP	GS	Min	Avg	FG	FGA	Pct	3FG	3FGA	Pct	FT	FTA	Pct	Off	Def	Tot	Avg	PF	FO	Ast	TO	Blk	Stl	Pts	Avg
2008-09	1	0	17	17.0	3	5	.600	0	0	.000	2	2	1.000	1	8	9	9.0	1	0	1	2	2	1	8	8.0
TOTAL	1	0	17	17.0	3	5	.600	0	0	.000	2	2	1.000	1	8	9	9.0	1	0	1	2	2	1	8	8.0

CAIN'S STATS

Cain's 2008-09 Season Exhibition Highs

Points:18 vs. Carson-Newman (11-6-08)
 Rebounds: ..10 vs. Love & Basketball (11-9-08)
 Assists:1 vs. Love & Basketball (11-9-08)*
 Steals:1 vs. Love & Basketball (11-9-08)
 Blocks:1 vs. Carson-Newman (11-6-08)
 Field Goals:8 vs. Carson-Newman (11-6-08)
 3-Pointers:0
 Free Throws: ..2 vs. Carson-Newman (11-6-08)
 Minutes:20 vs. Love & Basketball

*Indicates most recent high

- Did not play against San Francisco after knocking heads in practice suffering a concussion.
- Started both exhibition games, averaging 18.5 minutes.
- Scored nine of UT's first 13 points against Carson-Newman.
- Made 8-of-10 field goals in the first half against Carson-Newman.
- Recorded a double-double against Love & Basketball with 12 points and 10 rebounds.



KELLEY CAIN
 RS-Freshman • 6-6 • Center
 Atlanta, Ga.
 St. Pius X HS

Career Totals For Cain

Year	GP	GS	Min	Avg	FG	FGA	Pct	3FG	3FGA	Pct	FT	FTA	Pct	Off	Def	Tot	Avg	PF	FO	Ast	TO	Bk	Stl	Pts	Avg
vs. C-N	1	1	17	17.0	8	11	.727	0	0	.000	2	8	.250	5	4	9	9.0	2	0	1	0	1	0	18	18.0
vs. L&B	1	1	20	20.0	6	11	.545	0	0	.000	0	0	.000	5	5	10	10.1	1	0	1	2	0	1	12	12.0
TOTAL	2	2	37	18.5	14	22	.636	0	0	.000	2	8	.250	10	9	19	9.5	3	0	2	2	1	1	30	15.0



ALEX FULLER
 RS-Senior • 6-3 • Forward/Center
 Shelbyville, Tenn.
 Shelbyville Central HS

- Made her third career start against San Francisco, scoring four points and grabbing a career-high 12 rebounds.
- Started in both exhibition games, averaging 14.5 minutes and four points.
- Was 3-of-6 from the field against Carson-Newman.
- Grabbed five boards and dished four assists against Love & Basketball.
- Has started in two games in her career, one of those being at No. 15 DePaul, in which she posted a career-high 19 points last season.
- Also started against Mississippi State as a sophomore, and scored 12 points and grabbed seven boards.
- Last season she averaged 6.1 points and 3.1 rebounds in 15.8 minutes per game.

FULLER'S STATS

Fuller's 2008-09 Season Highs

Points:4 vs. San Francisco (11-15-08)
 Rebounds:12 vs. San Francisco (11-15-08)
 Assists:0
 Steals:1 vs. San Francisco (11-15-08)
 Blocks:0
 Field Goals:2 vs. San Francisco (11-15-08)
 3-Pointers:0
 Free Throws:0
 Minutes:33 vs. San Francisco (11-15-08)

Fuller's Career Highs

Points:19 vs. DePaul (1-2-08)
 Rebounds:12 vs. San Francisco (11-15-08)
 Assists:4 vs. Old Dominion (12-22-06)*
 Steals:3 vs. Mississippi State (1-18-07)
 Blocks:4 vs. Drake (3-18-07)
 Field Goals:9 vs. DePaul (1-2-08)
 3-Pointers:2 vs. Florida (2-28-08)*
 Free Throws:6 vs. Chattanooga (11-12-06)
 Minutes:36 vs. Mississippi State (1-18-07)

Fuller's SEC Highs

Points:18 vs. Florida (2-28-08)
 Rebounds:8 vs. South Carolina (3-2-07)*
 Assists:4 vs. Alabama (2-19-06)*
 Steals:3 vs. Mississippi State (1-18-07)
 Blocks:2 vs. Ole Miss (1-31-08)*
 Field Goals:7 vs. Florida (2-28-08)
 3-Pointers:2 vs. Florida (2-28-08)*
 Free Throws:4 vs. Vanderbilt (2-25-07)*
 Minutes:36 vs. Mississippi State (1-18-07)

*Indicates most recent high

Career Totals For Fuller

Year	GP	GS	Min	Avg	FG	FGA	Pct	3FG	3FGA	Pct	FT	FTA	Pct	Off	Def	Tot	Avg	PF	FO	Ast	TO	Bk	Stl	Pts	Avg
2005-06	32	0	344	10.8	25	55	.455	6	14	.429	11	15	.733	22	43	65	2.0	22	0	22	21	7	12	67	2.1
2006-07	37	1	734	19.8	81	163	.497	15	41	.366	45	58	.776	62	91	153	4.1	60	0	33	35	14	30	222	6.0
2007-08	37	1	583	15.8	88	186	.473	22	68	.324	85	112	.759	43	70	113	3.1	30	0	23	42	13	20	227	6.1
2008-09	1	1	33	33.0	2	10	.200	0	2	.000	0	1	.000	5	7	12	12.0	1	0	0	5	0	1	4	4.0
TOTAL	107	3	1694	15.8	196	414	.473	43	125	.344	85	113	.752	132	211	343	3.2	113	0	78	103	34	63	520	4.9

Game Notes • Tennessee vs. Virginia • Nov. 17, 2008


GRAY'S STATS

Gray's 2008-09 Season Highs

Points:5 vs. San Francisco (11-15-08)
 Rebounds:4 vs. San Francisco (11-15-08)
 Assists:0
 Steals:0
 Blocks:0
 Field Goals:2 vs. San Francisco (11-15-08)
 3-Pointers:0
 Free Throws:1 vs. San Francisco (11-15-08)
 Minutes:10 vs. San Francisco (11-15-08)

*Indicates most recent high


- Played 10 minutes against San Francisco in season-opener. She finished with five points and four boards in only 10 minutes.
- Finished the first half against Love & Basketball with a nifty behind-the-back dish to Shekinna Stricklen for a fastbreak layup earning a chorus of ooohhss and aaahhss from the fans.
- Played in both exhibition games, averaging 20 minutes per game.
- Was a perfect 6-of-6 from the free throw line against Love & Basketball.
- Shot 6-of-8 from the floor against Carson-Newman.
- Posted double-figure points in both games.



AMBER GRAY
 Freshman • 6-1 • Forward
 West Chester, Ohio
 Lakota West HS

Career Totals For Gray

Year	GP	GS	Min	Avg	FG	FGA	Pct	3FG	3FGA	Pct	FT	FTA	Pct	Off	Def	Tot	Avg	PF	FO	Ast	TO	Blk	Stl	Pts	Avg
2008-09	1	0	10	10.0	2	4	.500	0	1	.000	1	2	.500	0	4	4	4.0	3	0	0	2	0	0	5	5.0
TOTAL	1	0	10	10.0	2	4	.500	0	1	.000	1	2	.500	0	4	4	4.0	3	0	0	2	0	0	5	5.0



GLORY JOHNSON
 Freshman • 6-3 • Forward
 Knoxville, Tenn.
 Webb School

- Against San Francisco, posted a double-double in her first official game with 17 points and 12 rebounds in only 26 minutes.
- Along with Shekinna Stricklen, became just the 11th and 12 Lady Vols to start in their first career game in the Orange and White.
- Recorded a double-double with team-highs of 33 points and 14 rebounds against Carson-Newman.
- Played in both exhibition games, averaging 21 points and 28.5 minutes.
- Started against Love & Basketball, scoring nine points and grabbing eight rebounds.

JOHNSON'S STATS

Johnson's 2008-09 Season Highs

Points:17 vs. San Francisco (11-15-08)
 Rebounds:12 vs. San Francisco (11-15-08)
 Assists:2 vs. San Francisco (11-15-08)
 Steals:1 vs. San Francisco (11-15-08)
 Blocks:1 vs. San Francisco (11-15-08)
 Field Goals:7 vs. San Francisco (11-15-08)
 3-Pointers:0
 Free Throws: ...3 vs. San Francisco (11-15-08)
 Minutes:26 vs. San Francisco (11-15-08)

*Indicates most recent high

Career Totals For Johnson

Year	GP	GS	Min	Avg	FG	FGA	Pct	3FG	3FGA	Pct	FT	FTA	Pct	Off	Def	Tot	Avg	PF	FO	Ast	TO	Blk	Stl	Pts	Avg
2008-09	1	1	26	26.0	7	11	.636	0	0	.000	3	5	.600	8	4	12	12.0	0	0	2	2	1	1	17	17.0
TOTAL	1	1	26	26.0	7	11	.636	0	0	.000	3	5	.600	8	4	12	12.0	0	0	2	2	1	1	17	17.0

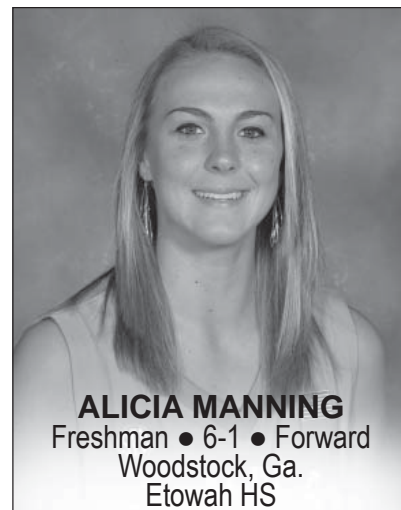
MANNING'S STATS

Manning's 2008-09 Season Highs

Points:7 vs. San Francisco (11-15-08)
 Rebounds:6 vs. San Francisco (11-15-08)
 Assists:1 vs. San Francisco (11-15-08)
 Steals:2 vs. San Francisco (11-15-08)
 Blocks:2 vs. San Francisco (11-15-08)
 Field Goals:3 vs. San Francisco (11-15-08)
 3-Pointers:1 vs. San Francisco (11-15-08)
 Free Throws:0
 Minutes:20 vs. San Francisco (11-15-08)

*indicates most recent high

- Played 20 minutes off the bench in the season-opener against San Francisco. She finished with seven points and six rebounds.
- Played 22 minutes in both exhibition games.
- Scored 19 points on 8-of-13 shooting against Carson-Newman.
- Added six rebounds, five assists and four steals against the Lady Eagles.



ALICIA MANNING
 Freshman • 6-1 • Forward
 Woodstock, Ga.
 Etowah HS

Career Totals For Manning

Year	GP	GS	Min	Avg	FG	FGA	Pct	3FG	3FGA	Pct	FT	FTA	Pct	Off	Def	Tot	Avg	PF	FO	Ast	TO	Blk	Stl	Pts	Avg
008-09	1	0	20.0	20.0	3	11	.273	1	4	.250	0	0	.000	1	5	6	6.0	3	0	1	1	2	2	7	7.0
TOTAL	1	0	20.0	20.0	3	11	.273	1	4	.250	0	0	.000	1	5	6	6.0	3	0	1	1	2	2	7	7.0



CAIT McMAHAN
 RS-Sophomore • 5-4 • Guard
 Maryville, Tenn.
 Heritage HS

- Made second career start in season opening win over San Francisco. Tallied four points on 2-of-4 shooting, two rebounds and two assists in only 14 minutes of action.
- Started in first exhibition against Carson-Newman, playing 13 minutes and doling out four assists.
- Did not play against Love & Basketball resting her gimpy knees.
- Started against Louisiana Tech as a freshman, and scored seven points, grabbed four boards and dished three assists.

McMAHAN'S STATS

McMahan's 2008-09 Season Highs

Points:4 vs. San Francisco (11-15-08)
 Rebounds:2 vs. San Francisco (11-15-08)
 Assists:2 vs. San Francisco (11-15-08)
 Steals:0
 Blocks:0
 Field Goals:2 vs. San Francisco (11-15-08)
 Three-Pointers:0
 Free Throws:0
 Minutes:14 vs. San Francisco (11-15-08)

McMahan's Career Highs

Points:7 vs. Florida (1-11-07)*
 Rebounds:4 vs. UT-Martin (12-5-06)*
 Assists:4 vs. West Virginia (12-20-06)*
 Steals:2 vs. Arkansas (2-22-07)*
 Blocks:1 vs. Florida (1-11-07)*
 Field Goals:3 vs. Kentucky (2-11-07)*
 Three-pointers:2 vs. UCLA (11-16-06)
 Free Throws:2 vs. Ole Miss (2-15-07)*
 Minutes:27 vs. South Carolina (2-1-07)

McMahan's SEC Highs

Points:7 vs. Florida (1-11-07)
 Rebounds:3 vs. Georgia (2-5-07)
 Assists:3 vs. Arkansas (2-22-07)*
 Steals:2 vs. Arkansas (2-22-07)*
 Blocks:1 vs. Florida (1-11-07)
 Field Goals:3 vs. Kentucky (2-11-07)*
 Three-pointers:1 vs. LSU (3-3-07)*
 Free Throws:2 vs. Ole Miss (2-15-07)*
 Minutes:27 vs. South Carolina (2-10-07)

*Indicates most recent high

Career Totals For McMahan

Year	GP	GS	Min	Avg	FG	FGA	Pct	3FG	3FGA	Pct	FT	FTA	Pct	Off	Def	Tot	Avg	PF	FO	Ast	TO	Blk	Stl	Pts	Avg		
2006-07	35	1	479	13.7	33	101	.327	9	35	.257	8	18	.444	5	37	42	1.2	53	1	47	36	3	24	83	2.4		
2007-08	Redshirted while recovering from knee surgery.																										
2008-09	1	1	14	14.0	2	4	.500	0	2	.000	0	0	.000	0	2	2	2.0	0	0	2	0	0	0	4	4.0		
TOTAL	36	2	493	13.7	35	105	.333	9	37	.243	8	18	.444	5	39	44	1.2	53	1	49	36	3	24	87	2.4		

SMALLBONE'S STATS

Smallbone's 2008-09 Season Highs

Points:7 vs. San Francisco (11-15-08)
 Rebounds:2 vs. San Francisco (11-15-08)
 Assists:2 vs. San Francisco (11-15-08)
 Steals:0
 Blocks:1 vs. San Francisco (11-15-08)
 Field Goals:3 vs. San Francisco (11-15-08)
 3-Pointers:1 vs. San Francisco (11-15-08)
 Free Throws:0
 Minutes:17 vs. San Francisco (11-15-08)

Smallbone's Career Highs

Points:12 vs. Arkansas (1-24-08)
 Rebounds:4 vs. Alabama (2-21-08)*
 Assists:4 vs. Ole Miss (1-31-08)
 Steals:2 vs. Louisiana Tech (11-26-07)
 Blocks:1 vs. San Francisco (11-15-08)*
 Field Goals:4 vs. Arkansas (1-24-08)
 3-Pointers:4 vs. Arkansas (1-24-08)
 Free Throws:3 vs. DePaul (1-2-08)
 Minutes:24 vs. Louisiana Tech (11-26-07)

Smallbone's SEC Highs

Points:12 vs. Arkansas (1-24-08)
 Rebounds:4 vs. Alabama (2-21-08)
 Assists:4 vs. Ole Miss (1-31-08)
 Steals:1 vs. Vanderbilt (3-8-08)*
 Blocks:1 vs. Mississippi State (2-7-08)
 Field Goals:4 vs. Arkansas (1-24-08)
 Three-pointers:4 vs. Arkansas (1-24-08)
 Free Throws:2 vs. Ole Miss (1-31-08)*
 Minutes:22 vs. Arkansas (1-24-08)

*Indicates most recent high

- Made her first career start against San Francisco, and finished with seven points, two rebounds and two assists in 17 minutes.
- Recorded her third career block on a three-point attempt by the Dons' Rheina Ale at the 14:39 mark of the second half.
- Started in both exhibition games, playing 23 minutes in each.
- Against Love & Basketball, was 5-of-11 from the field to finish with 12 points. She also dished four assists.
- Against Carson-Newman, she hit the Lady Vols' first three of the game at the 4:43 mark of the first half.
- Played in 29 games as a freshman, averaging 2.9 points and nearly one assist per game.



SYDNEY SMALLBONE
 Sophomore • 5-10 • Guard
 Granger, Ind.
 St. Joseph's HS

Career Totals For Smallbone

Year	GP	GS	Min	Avg	FG	FGA	Pct	3FG	3FGA	Pct	FT	FTA	Pct	Off	Def	Tot	Avg	PF	FO	Ast	TO	Blk	Stl	Pts	Avg
2007-08	29	0	329	11.3	27	86	.314	19	63	.302	10	12	.833	9	22	31	1.1	18	0	27	22	2	12	83	2.9
2008-09	1	1	17	17.0	3	10	.300	1	5	.200	0	0	.000	1	1	2	2.0	2	0	2	1	1	0	7	7.0
TOTAL	30	1	346	11.5	30	96	.313	20	68	.294	10	12	.833	10	23	33	1.1	20	0	27	23	3	12	90	3.0



SHEKINNA STRICKLEN
 Freshman • 6-2 • Guard/Forward
 Morrilton, Ark.
 Morrilton HS

- Played a team-high 35 minutes and finished with 12 points, nine rebounds and four assists against USF.
- Along with Glory Johnson, became the 11th and 12th Lady Vols to start their first career games at Rocky Top.
- Started both exhibition games -- at forward against Carson-Newman and as a guard against Love & Basketball.
- Scored 17 points against Carson-Newman, and added six rebounds and six steals.
- Was 7-of-11 from the field in both games.
- Against Love & Basketball, she scored 16 points dished out five assists.
- Was named to the Preseason Second Team All-SEC by a vote of the league coaches.

STRICKLEN'S STATS

Stricklen's 2008-09 Season Highs

Points:12 vs. San Francisco (11-15-08)
 Rebounds:9 vs. San Francisco (11-15-08)
 Assists:4 vs. San Francisco (11-15-08)
 Steals:0
 Blocks:1 vs. San Francisco (11-15-08)
 Field Goals:5 vs. San Francisco (11-15-08)
 3-Pointers:2 vs. San Francisco (11-15-08)
 Free Throws:0
 Minutes:25

*Indicates most recent high

Career Totals For Stricklen

Year	GP	GS	Min	Avg	FG	FGA	Pct	3FG	3FGA	Pct	FT	FTA	Pct	Off	Def	Tot	Avg	PF	FO	Ast	TO	Blk	Stl	Pts	Avg
2008-09	1	1	35	35.0	5	12	.417	2	6	.333	0	0	.000	3	6	9	9.0	2	0	4	2	1	0	12	12.0
TOTAL	1	1	35	35.0	5	12	.417	2	6	.333	0	0	.000	3	6	9	9.0	2	0	4	2	1	0	12	12.0

Exhibition #1: Carson-Newman
Nov. 6, 2008 • Knoxville, Tenn.
Thompson-Boling Arena (11,781)

VISITORS: Carson-Newman												
#	PLAYER	FG	3FG	FT	RB	F	TP	A	TO	BK	S	
11	BUFORD	0-0	0-0	0-0	1	5	0	0	0	1	1	
24	TIPTON	1-4	1-4	0-1	4	4	3	1	6	0	1	
25	MCDANIEL	3-4	0-1	1-2	1	5	7	0	1	0	0	
31	KYLE	1-4	0-1	1-2	2	3	3	1	2	0	0	
34	MENDENHALL	3-12	1-3	6-8	8	1	13	2	2	0	0	
01	HOWARD	2-4	0-0	0-0	1	3	4	1	6	0	1	
03	JOHNSON	1-1	0-0	0-0	1	2	2	0	0	0	0	
04	JOHNSON	0-3	0-0	2-2	0	2	2	0	1	0	0	
05	SORRELLS	0-3	0-3	0-0	0	2	0	0	2	0	0	
10	WHITENACK	0-0	0-0	0-0	0	0	0	0	2	0	0	
12	WILLIAMS	1-5	0-0	1-4	1	4	3	2	2	0	1	
13	HUNTER	3-7	1-2	1-2	2	0	8	0	3	0	0	
21	WAMPLER	3-3	1-1	0-0	2	1	7	2	1	0	0	
22	BLACKWELL	1-4	1-3	0-3	1	1	3	0	1	0	3	
23	STRINGER	0-3	0-1	0-0	0	0	0	0	0	0	0	
	TEAM											
	Totals	19-57	5-19	12-24	27	33	55	9	29	1	7	

TOTAL FG%	1st Half: 10-30 33.3%	2nd Half: 9-27 33.3%	Game: 33.3%
3-Pt. FG%	1st Half: 1-9 11.1%	2nd Half: 4-10 40.0%	Game: 26.3%
F Throw %	1st Half: 8-14 57.1%	2nd Half: 4-10 40.0%	Game: 50.0%

HOME: Tennessee												
#	PLAYER	FG	3FG	FT	RB	F	TP	A	TO	BK	S	
40	STRICKLEN	7-11	1-5	2-5	6	1	17	2	0	1	6	
44	FULLER	3-6	0-0	2-4	10	1	8	3	1	0	1	
52	CAIN	8-11	0-0	2-8	9	2	18	1	0	1	0	
02	McMAHAN	0-2	0-0	0-0	1	0	0	4	0	0	1	
20	SMALLBONE	2-8	2-6	0-0	3	4	6	1	2	0	0	
01	BASS	1-4	0-3	2-3	2	3	4	4	0	0	1	
10	GRAY	6-8	1-1	3-4	5	2	16	3	3	0	0	
15	MANNING	8-13	2-2	1-1	6	3	19	5	5	3	4	
25	JOHNSON	11-18	0-0	11-20	14	1	33	2	1	0	2	
33	BREWER	6-11	0-0	2-4	13	4	14	1	3	1	7	
	TEAM											
	Totals	52-92	6-17	25-49	72	21	135	26	16	6	22	

TOTAL FG%	1st Half: 27-47 57.4%	2nd Half: 25-45 55.6%	Game: 56.5%
3-Pt. FG%	1st Half: 1-9 11.1%	2nd Half: 5-8 62.5%	Game: 35.3%
F Throw %	1st Half: 9-19 47.4%	2nd Half: 16-30 53.3%	Game: 51.0%

Score by Periods	1st	2nd	Total
Carson-Newman	29	26	55
#7/6 Tennessee	64	71	135

EXHIBITION 1: CARSON-NEWMAN

On Nov. 6, 2008, at Thompson-Boling Arena, the University of Tennessee Lady Vol basketball team opened its 2008-09 season with a 135-55 exhibition win over the Carson-Newman Lady Eagles.

Freshman Glory Johnson (Knoxville, Tenn.) made an impressive debut, finishing with 33 points and 14 rebounds to lead the Lady Vols. She was one of six Big Orange players to finish in double figures. Freshman Alyssia Brewer (Sapulpa, Okla.) also posted a double-double with 14 points, 13 rebounds to go with seven steals.

The Lady Vols opened the game with a 17-4 run, spurred by redshirt freshman Kelley Cain's (Atlanta, Ga.) nine points. Cain would finish with 18 first half tallies on 8-of-10 shooting.

Cain was not the only Lady Vol working hard in the paint, as UT outscored the Lady Eagles 44-6 in the paint in the first half and 80-14 for the game.

After finishing off her second national title in as many years in 2008 with a limited bench, Head Coach Pat Summitt played all 10 Lady Vols available, which led to 86 points contributed by substitutes.

Freshman Shekinna Stricklen (Morrilton, Ark.) earned a starting spot in the lineup and made her first shot, a two-point field goal, 1:48 into the game. Stricklen wasn't the only rookie to make her first shot in the Orange and White as Brewer and Amber Gray (West Chester, Ohio) both made their initial three shots.

An Alicia Manning (Woodstock, Ga.) free throw at the 8:07 mark - her first charity toss of the evening - put UT over the century mark for the fourth time in the last five exhibitions against Carson-Newman. The 135 points mark the second-highest exhibition output by a Pat Summitt-coached team, only ranking behind a 144-point outburst against Dynamo Kiev on Nov. 5, 2000.

Leading the Lady Eagles was Mandy Mendenhall with 13 points and eight rebounds.

Exhibition #2: Love & Basketball
Nov. 9, 2008 • Knoxville, Tenn.
Thompson-Boling Arena (11,149)

VISITORS: Love & Basketball												
#	PLAYER	FG	3FG	FT	RB	F	TP	A	TO	BK	S	
05	WHITE	0-1	0-0	0-2	7	2	0	0	3	0	1	
13	WOODS	2-5	0-0	2-2	7	3	6	1	1	3	0	
42	JOHNSON	2-6	0-2	0-0	4	2	4	1	3	0	2	
03	CHEEKS	6-15	1-5	2-2	4	3	15	2	6	0	2	
24	UNDERWOOD	7-21	2-6	0-3	3	4	16	1	2	0	1	
04	RAINEY	0-2	0-1	0-0	2	0	0	0	1	0	0	
12	NAKASE	2-4	1-2	2-2	1	1	7	1	4	0	1	
14	CHRISTIAN	0-2	0-0	0-0	0	0	0	0	1	0	0	
25	CLAY	1-5	0-1	0-0	3	1	2	0	2	2	0	
	TEAM											
	Totals	20-61	4-17	6-11	36	16	50	6	24	5	7	

TOTAL FG%	1st Half: 6-25 24.0%	2nd Half: 14-36 38.9%	Game: 32.8%
3-Pt. FG%	1st Half: 1-10 10.0%	2nd Half: 3-7 42.9%	Game: 23.5%
F Throw %	1st Half: 0-4 0.0%	2nd Half: 6-7 85.7%	Game: 54.5%

HOME: Tennessee												
#	PLAYER	FG	3FG	FT	RB	F	TP	A	TO	BK	S	
25	JOHNSON	2-11	0-0	5-8	8	3	9	1	2	0	2	
44	FULLER	0-3	0-3	0-0	5	1	0	4	1	0	2	
52	CAIN	6-11	0-0	0-0	10	1	12	1	2	0	1	
20	SMALLBONE	5-11	2-5	0-0	2	1	12	4	0	0	2	
40	STRICKLEN	7-11	1-3	1-3	3	3	16	5	1	0	1	
01	BASS	3-8	3-7	0-0	3	0	9	6	1	1	1	
10	GRAY	2-4	0-2	6-6	2	2	10	3	0	1	1	
15	MANNING	2-6	2-4	0-0	5	0	6	0	3	0	1	
33	BREWER	5-10	0-1	1-4	11	2	11	0	6	0	1	
	TEAM											
	Totals	32-75	8-25	13-21	54	13	85	24	16	2	12	

TOTAL FG%	1st Half: 18-39 46.2%	2nd Half: 14-36 38.9%	Game: 42.7%
3-Pt. FG%	1st Half: 3-10 30.0%	2nd Half: 5-15 33.3%	Game: 32.0%
F Throw %	1st Half: 3-4 75.0%	2nd Half: 10-17 58.8%	Game: 61.9%

Score by Periods	1st	2nd	Total
Love & Basketball	13	37	50
#7/6 Tennessee	42	43	85

EXHIBITION 2: LOVE & BASKETBALL

The University of Tennessee women's basketball team closed its exhibition slate with a commanding 85-50 victory over Love & Basketball on Nov. 9 at Thompson-Boling Arena. Redshirt freshman Kelley Cain (Atlanta, Ga.) and freshman Alyssia Brewer (Sapulpa, Okla.) each recorded double-doubles to lead a balanced attack that saw seven Lady Vols score at least nine points.

Cain finished with 12 points and 10 rebounds, while Brewer added 11 points and 11 boards. Freshman Shekinna Stricklen (Morrilton, Ark.) scored a team-high 16 points. Sophomore Sydney Smallbone (Granger, Ind.) added 12, freshman Amber Gray (West Chester, Ohio) had 11 and freshman Glory Johnson (Knoxville, Tenn.) scored nine. Freshman Briana Bass (Indianapolis, Ind.) scored nine points, all on three-pointers and dished out a game-high six assists.

Trailing 9-8 early, the Lady Vols broke the game open by ending the first half on a 34-4 run to take a commanding 42-13 lead into halftime.

Love & Basketball went up 11-10 before Stricklen sparked a 10-0 spurt to put UT up 20-11 by whipping a no-look dish to Amber Gray for an easy lay-in on a fastbreak.

The Orange and White went up 28-13 on back-to-back threes by freshman Alicia Manning (Woodstock, Ga.) and Bass with six minutes remaining in the half, and extended the lead to 30-13 on a short jumper by Smallbone on the next possession. UT ended the half with lay-ups by Johnson, Brewer, Stricklen and Cain. Stricklen's lay-up came off a nifty behind-the-back dish from Gray on a fastbreak.

The Lady Vols weren't as dominant during the second half which was tempered by UT's loss of senior Alex Fuller (Shelbyville, Tenn.), who left the game with 16:53 remaining with an injury and did not return.

Love & Basketball contained UT's offensive outbursts much better in the second half, but did give up a 12-0 run midway through and a 10-0 with the game winding down.

A pair of layups by Cain and two jumpers, including a three, by Smallbone sparked the 12-0 run that put UT up 67-27.

Game #1: San Francisco
Nov. 15, 2008 • Knoxville, Tenn.
Thompson-Boling Arena (13,400)

VISITORS: San Francisco												
#	PLAYER	FG	3FG	FT	RB	F	TP	A	TO	BK	S	
50	SIMMONS	2-10	0-0	2-2	10	2	6	0	1	0	1	
01	ALE	1-8	0-3	0-0	3	0	2	1	0	1	2	
03	WRIGHT	2-13	0-5	2-2	5	2	6	2	2	0	1	
11	ROLLINS	5-25	3-13	4-5	3	2	17	1	2	0	3	
32	SINGLETERRY	1-3	0-0	1-2	3	5	3	0	1	0	0	
00	MUSANTE	1-2	1-1	0-0	0	0	3	0	0	0	0	
02	WALKER	0-0	0-0	0-0	0	0	0	0	1	0	0	
05	BOKATIMMERBERG	1-1	0-0	0-0	0	0	2	0	0	0	0	
12	ANTON	0-2	0-1	0-0	1	1	0	0	1	0	0	
20	TAYLOR	0-0	0-0	0-0	1	0	0	0	1	0	0	
21	OKEREKE	0-1	0-0	0-0	1	0	0	0	1	1	0	
22	KEATING	0-5	0-3	0-0	6	3	0	2	0	0	1	
	TEAM											
	Totals	13-70	4-26	9-11	41	15	39	6	10	2	8	

TOTAL FG%	1st Half: 9-35 25.7%	2nd Half: 4-35 11.4%	Game: 13-70%
3-Pt. FG%	1st Half: 4-13 30.8%	2nd Half: 0-13 0.0%	Game: 15.4%
F Throw %	1st Half: 2-2 100.0%	2nd Half: 7-9 77.8%	Game: 81.8%

HOME: Tennessee												
#	PLAYER	FG	3FG	FT	RB	F	TP	A	TO	BK	S	
25	JOHNSON	7-11	0-0	3-5	12	0	17	2	2	1	1	
40	STRICKLEN	5-12	2-6	0-0	9	2	12	4	2	1	0	
44	FULLER	2-10	0-2	0-1	12	1	4	0	5	0	1	
02	McMAHAN	2-4	0-2	0-0	2	0	4	2	0	0	0	
20	SMALLBONE	3-10	1-5	0-0	2	2	7	2	1	1	0	
01	BASS	1-3	0-1	2-2	4	0	4	4	1	0	1	
10	GRAY	2-4	0-1	1-2	4	3	5	0	2	0	0	
15	MANNING	3-11	1-4	0-0	6	3	7	1	1	2	2	
33	BREWER	3-5	0-0	2-2	9	1	8	1	2	2	1	
	TEAM											
	Totals	28-70	4-21	8-12	64	12	68	16	16	7	6	

TOTAL FG%	1st Half: 13-34 38.2%	2nd Half: 15-36 41.7%	Game: 40.0%
3-Pt. FG%	1st Half: 1-10 10.0%	2nd Half: 3-11 27.3%	Game: 19.0%
F Throw %	1st Half: 5-8 62.5%	2nd Half: 3-4 75.0%	Game: 66.7%

Score by Periods	1st	2nd	Total
San Francisco	24	15	39
#7/6 Tennessee	32	36	68

GAME 1: SAN FRANCISCO

The University of Tennessee women's basketball team officially opened the 2008-09 season by closing the 2007-08 campaign with the raising of UT's eighth national championship banner to the rafters of Thompson-Boling Arena. With a 68-39 victory over the San Francisco Dons and former Lady Vol Tanya Haave, UT Head Coach Pat Summitt improves to 984-182 for her career.

Freshmen Glory Johnson and Shekinna Stricklen became just the 11th and 12th players to start in their first game at Rocky Top. Johnson, a Knoxville native, led the Big Orange attack with 17 points on 7-of-11 shooting, and grabbed 12 rebounds for a double-double. Stricklen added 12 points and just missed a double-double with nine rebounds. The Morrilton, Ark., native also dished out four assists in 35 minutes of play.

Senior Alex Fuller, making her third career start, managed only four points, but pulled down 12 boards. Sophomore Sydney Smallbone made her first career start and scored seven points to go with two boards and two assists.

Tennessee jumped out to a 9-3 lead, but San Francisco tied the game up at the 7:18 mark with 17 apiece and again at 24 points per with 1:59 to play in the first half. Coach Summitt and her staff, along with Fuller, settled the youngsters down as the Dons only managed to get within nine points, 39-30, with 15:57 remaining in the contest.

The Lady Vols crashed the boards, pulling down 64 for the game compared to just 41 for San Francisco. UT's athleticism and depth showed with 16 fast break points, and a 24-5 advantage off the bench.

"In the second half, they settled down and played much better together. That's what a young team will do. It was good to get a game like this under our belts. We'll learn from it," said Summitt.

Tennessee improved to 32-3 all-time in season-openers under Summitt and 8-0 in its first game following a national championship.