



TENNESSEE

WOMEN'S BASKETBALL

EIGHT-TIME NCAA CHAMPS
1987 1989 1991 1996 1997 1998
2007 2008

33 COMBINED SEC REGULAR SEASON & TOURNAMENT CHAMPIONSHIPS » 18 NCAA FINAL FOURS » 21 WBCA ALL-AMERICANS » 15 WNBA 1ST-ROUND PICKS

#11/12 TENNESSEE LADY VOLS vs. FLORIDA GATORS

JAN. 23, 2014 » THOMPSON-BOLING ARENA » KNOXVILLE, TENN.

THE MATCHUP

TENNESSEE

VS

FLORIDA



THE BASICS

2013-14 RECORD

14-4/3-2 SEC

Preseason Rank: #4/4

2012-13 Record: 27-8

Conf. Rec./Finish: 14-2/1st

Starters Back/Lost: 3/2

Letterwinners Back/Lost: 7/3

Newcomers: 3

2013-14 RECORD

13-5/3-2 SEC

Preseason Rank: #NR/NR

2012-13 Record: 22-15

Conf. Rec./Finish: 6-10/t8th

Starters Back/Lost: 3/2

Letterwinners Back/Lost: 6/4

Newcomers: 4

STATISTICAL LEADERS

SCORING

#10 Meighan Simmons (13.8 ppg)

REBOUNDING

#20 Isabelle Harrison (9.2 rpg.)

ASSISTS

#5 Ariel Massengale (6.0 apg.)

STEALS

#5 Ariel Massengale
#14 Andraya Carter (1.4 spg.)

BLOCKS

#21 Mercedes Russell (1.5 bpg.)

SCORING

#10 Jaterria Bonds (16.7 ppg.)

REBOUNDING

#22 Kayla Lewis (8.4 rpg.)

ASSISTS

#10 Jaterria Bonds (4.1 apg.)

STEALS

#32 Cassie Peoples (1.8 spg.)

BLOCKS

#1 Ronni Williams (1.4 bpg.)

INSIDE THE SERIES

Overall: UT, 46-3

Home: UT, 20-1

Away: UT, 18-2

Neutral: UT, 8-0

Postseason: UT, 9-0

Overtime: UT, 3-1

Streak: UT, 9 in a row

Last Meeting: The #9/9 Lady Vols advanced in the SEC Tournament quarterfinals with an 82-73 win in Duluth, Ga.

All-Time Record: 1,232-277 in 69th season

STAY UPDATED



@LadyVol_Hoops



www.facebook.com/BallWithTheLadyVols



utsports.com

GAME 19 SET-UP

■ The #11/12 Lady Vols (14-4/3-2 SEC) return to league play Thursday night, welcoming Florida (13-5/3-2 SEC) to Thompson-Boling Arena for a key Southeastern Conference contest at 6:34 p.m. ET.

■ The game will be carried on SportSouth, with Dave Neal and Stephanie Ready calling the action, and it will be streamed live on ESPN3.

■ The matchup is UT's home game as part of the SEC's observance of "We Back Pat" Week, an initiative focused on bringing awareness and recognition to the Pat Summitt Foundation, a fund of East Tennessee Foundation, and its fight against Alzheimer's disease.

■ UT encourages fans to wear "We Back Pat" shirts in support of Pat Summitt and her battle with Alzheimer's. "We Back Pat" shirts and wrist bands will be available for purchase at the game.

■ The Lady Vols are coming off a home loss to second-ranked Notre Dame on Monday night, dropping an 86-70 decision to the Fighting Irish in a nationally-televised "Big Monday" game on ESPN2.

■ UT will enter the contest trying to win its second-straight SEC battle, having defeated Mississippi State last Thursday night in Starkville, 67-63.

■ Florida, meanwhile, comes to Knoxville on a two-game losing skid, falling on Sunday at home to Georgia, 68-62, and dropping an 82-68 result to #12/13 LSU in Baton Rouge on Jan. 12.

■ Tennessee and Florida were both in the Bahamas for the Junkanoo Jam, Nov. 28-30, with the Lady Vols winning both games to capture the Lucaya Division title and Florida splitting its contests to finish third in the Freeport Division.

"WE BACK PAT" WEEK

■ The Southeastern Conference in cooperation with its 14-member institutions announces the third "We Back Pat" Week, an initiative focused on bringing awareness and recognition to the Pat Summitt Foundation, a fund of East Tennessee Foundation, and its fight against Alzheimer's disease.

■ During the week of January 19-26, SEC member institutions will offer support of the Pat Summitt Foundation during their home basketball games. At every SEC women's basketball game - 19 games in 13 cities - a variety of efforts including promotional public address announcements and video endorsements will help to increase awareness of the foundation and its mission.

■ The Foundation offers the sale of "We Back Pat" t-shirts and wristbands as well as a number of autographed and specialty items on its website at www.patsummitt.org.

2013-14 » SCHEDULE & RECORD

THE RECORD

OVERALL RECORD:	14-4
SEC	3-2
NON-CONFERENCE	11-2
HOME	8-2
AWAY	4-2
NEUTRAL	2-0

THE SCHEDULE

DATE	OPPONENT (TV/WEB)	TIME/RESULT
NOV. 4	CARSON-NEWMAN * (UTSports.com)	W, 115-31
Nov. 8	at #RV/RV Middle Tenn. (MyTV30/MT)	W, 67-57
Nov. 11	at #12/11 North Carolina (ESPN2)	W, 81-65
Nov. 14	#RV/NR CHATTANOOGA (UTSports.com)	W, 80-56
NOV. 17	#RV/RV GA. TECH (FSSO/FSTN/MyVLT)	W, 87-76
NOV. 24	OAKLAND (UTSports.com)	W, 84-50
Nov. 28-29	Junkanoo Jam (Freeport, Bahamas)	
Nov. 28	vs. Virginia	W, 76-67
Nov. 29	vs. #NR/RV SMU	W, 87-47
DEC. 8	#RV/RV TEXAS (FSSO/FSTN/MyVLT)	W, 75-61
DEC. 14	TROY (SPSO/MyVLT)	W, 103-64
DEC. 17	TENNESSEE STATE (UTSports.com)	W, 94-43
Dec. 21	at #6/5 Stanford (Pac-12 Networks)	L, 70-76
DEC. 29	LIPSCOMB (UTSports.com)	W, 110-42
JAN. 2	#16/16 LSU * (CSS)	L, 77-80
Jan. 5	at #19/18 Georgia * (SPSO)	W, 85-70
JAN. 9	OLE MISS * (CSS)	W, 94-70
Jan. 12	at #RV/RV Vanderbilt * (ESPN)	L, 63-74
Jan. 16	at Mississippi State * (CSS)	W, 67-63
JAN. 20	#2/2 NOTRE DAME (ESPN2)	L, 70-86
JAN. 23	FLORIDA * (SPSO)	6:30 P.M.
Jan. 26	at Texas A&M * (ESPN2)	4 p.m.
JAN. 30	ARKANSAS * (SPSO)	7 P.M.
Feb. 2	at Alabama * (ESPNU)	4:30 p.m.
Feb. 6	at Ole Miss * (CSS)	9 p.m.
FEB. 10	VANDERBILT * (ESPN2)	9 P.M.
FEB. 16	KENTUCKY * (ESPN)	1 P.M.
FEB. 20	AUBURN * (CSS)	7 P.M.
Feb. 23	at Missouri * (SEC TV)	2 p.m.
Feb. 27	at LSU * (CSS)	9 p.m.
MAR. 2	SOUTH CAROLINA * (ESPNU)	2:30 P.M.
Mar. 5-9	SEC Tournament (TBA)	TBA
MAR. 22	NCAA FIRST ROUND	4:00 OR 6:30 P.M.
MAR. 24	NCAA SECOND ROUND	9:00 P.M.
Mar. 29-Apr. 1	NCAA Regionals (TBA)	TBA
Apr. 6 & 8	NCAA Final Four (TBA)	TBA

* Exhibition Game, * SEC Game, All Times Eastern

ON THE AIR

TELEVISION

SportSouth

- Dave Neal (play-by-play)
- Stephanie Ready (color analyst)



ONLINE

ESPN3

- Dave Neal (play-by-play)
- Stephanie Ready (color analyst)



RADIO

Lady Vol Network

- Mickey Dearstone (play-by-play)



► MEDIA INFORMATION

COVERING PRACTICE

Please contact Eric Trainer at the Media Relations Office at least a week in advance to arrange player or coach feature interviews. If you plan to cover a scheduled open practice session, please contact UT Media Relations Office check about changes in the schedule.

PLAYER AND COACH INTERVIEWS

Media wishing to interview coaches or players are encouraged to set up interviews in advance with the UT Media Relations Office. Generally, the best time to conduct an interview is during a designated day with an open portion of practice and pre-practice media opportunity. The UT Media Relations Office will help with all requests.

MEDIA CREDENTIALS

Media outlets interested in obtaining credentials to cover Lady Vol basketball home games must apply for those online via Sports Systems. To apply, please visit: <http://www.sportssystem.com/seccredentials>. Applications for single-game credentials should be submitted five days prior to a game. Once you receive your approval letter via email, you will be provided options for credential pick-up.

PHOTOGRAPHER CREDENTIALS

Credentials will be issued only to accredited photographers or those individuals on special assignment. During regular season games, work area includes the floor area at both ends of the court and alongside the corners of the playing floor opposite the team benches. Special arrangements for strobes or catwalk access must be made through the UT Media Relations and Arena Management Offices no later than one week in advance of the game. UT's arena security policy requires that all photographers placing strobes will go through a screening process and must be accompanied by a UT police officer or representative when placing strobes.

■ MEDIA RELATIONS INFORMATION

Location: Anderson Training Center, Ground Level

Phone: (865) 974-1212

Fax: (865) 974-9496

Mailing Address: P.O. Box 15016 Knoxville, TN 37901

Shipping Address: 1551 Lake Loudoun Blvd., Anderson Training Center, Knoxville, TN 37996-3110

Thompson-Boling Arena Press Row: (865) 974-0110

Arena Ticket Office: (865) 656-HOOP



FRONT ROW (L-R): Jordan Reynolds, Andraya Carter, Ariel Massengale, Meighan Simmons.
BACK ROW (L-R): Bashaara Graves, Cierra Burdick, Isabelle Harrison, Mercedes Russell, Nia Moore, Jasmine Jones.

TENNESSEE ROSTER

No.	Name	Pos.	Ht.	Class	Hometown/Previous School
0	Jordan Reynolds	5-11	G	FR	Portland, Ore./Central Catholic H.S.
1	Nia Moore	6-3	C	SO	Chicago, Ill./Bolingbrook H.S.
2	Jasmine Jones	6-2	F	SO	Madison, Ala./Bob Jones H.S.
4	Jannah Tucker	6-0	G	FR	Randallstown, Md./New Town H.S.
5	Ariel Massengale	5-7	PG	JR	Bolingbrook, Ill./Bolingbrook H.S.
10	Meighan Simmons	5-9	G	SR	Cibolo, Texas/Byron P. Steele H.S.
11	Cierra Burdick	6-2	F	JR	Charlotte, N.C./Butler H.S.
12	Bashaara Graves	6-2	F	SO	Clarksville, Tenn./Clarksville H.S.
14	Andraya Carter	5-9	G	R-FR	Flowery Branch, Ga./Buford H.S.
20	Isabelle Harrison	6-3	C	JR	Nashville, Tenn./Hillsboro H.S.
21	Mercedes Russell	6-6	C	FR	Springfield, Ore./Springfield H.S.

COACHING STAFF

Head Coach Holly Warlick

Record at Tennessee (Years) 41-12 (2nd)

Overall Record 41-12 (2nd)

Assistant Coach Kyra Elzy

Assistant Coach Jolette Law

Assistant Coach Dean Lockwood

Director of Basketball Operations Michael Beaumont

Assistant to the Head Coach Janet McGee

Video Coordinator Josh Baney

Strength & Conditioning Coach Lee Taylor

Graduate Assistant Amber Smith

PRONUNCIATION GUIDE

on-DRAY-uh -- Andraya Carter

BAY-nee -- Josh Baney

buh-SHAR-uh -- Bashaara Graves

SIB-oh-lo -- Cibolo, Texas

JAZZ-min -- Jasmine Jones

jo-LETT -- Jolette Law

KYE-ruh ELL-zee -- Kyra Elzy

NEE-uh -- Nia Moore

JAN-nuh -- Jannah Tucker

2013-14 TENNESSEE WOMEN'S BASKETBALL MEDIA RELATIONS CONTACTS

Eric Trainer
Cassandra Novy

Associate Media Relations Director
Graduate Assistant

Cell: 865.603.2916
Cell: 217.899.2332

Office: 865.974.8173
Office: 865.974.1213

Email: etrainer@utk.edu
Email: cnovy@utk.edu

► BY THE NUMBERS

3

» The SEC and its 14-member institutions are recognizing the third "We Back Pat" Week, focusing on bringing awareness to the Pat Summitt Foundation

■ A public service announcement and a support video from SEC coaches will be played during the game, and on-court check presentations will take place prior to tip-off.

■ ESPN also has announced that three Southeastern Conference (SEC) women's college basketball games across ESPN2 and ESPNU on Sunday, Jan. 26, will honor the former Tennessee coach as part of the SEC's "We Back Pat" initiative.

■ South Carolina will face Vanderbilt on ESPN2 and Auburn will play Florida on ESPNU - both at 2 p.m. ET - followed by Tennessee against Texas A&M at 4 p.m. ET, also on ESPN2.

■ The Pat Summitt Foundation Fund was launched on Nov. 27, 2011, by Pat Summitt after her diagnosis of early onset dementia, Alzheimer's type at the age of 59.

■ The Pat Summitt Foundation Fund will make grants to nonprofits which provide education and awareness of Alzheimer's, its onset and treatment; support services to patients, their families and caregivers; and research to treat, prevent, cure, and ultimately eradicate this disease.

A WIN WOULD...

■ Lift the UT program's all-time record to 1,233-277 in its 69th season.

■ Improve Holly Warlick's record as head coach to 42-12 overall and 25-4 in Knoxville. She is 17-8 away from home.

■ Push the Big Orange's all-time SEC regular season record to 335-48 and its league ledger under Holly Warlick to 18-4.

■ Boost Tennessee's record to 485-75 all-time vs. schools who are current members of the Southeastern Conference, including 335-48 during the regular season.

■ Improve the Lady Vols to 184-12 in SEC regular-season play since 2000-01.

■ Raise the UT senior class record to 96-24.

■ Extend Tennessee's series win streak vs. UF to 10 games and home vs. the Gators to five in a row.

■ Improve the Lady Vols' record at Thompson-Boling Arena to 9-2 this season and 378-27 all-time in 27 seasons.

■ Push UT's all-venues home record to 531-51, including Thompson-Boling Arena, Stokely Athletics Center and Alumni Gym.

■ Knoxville has long ranked atop the list

10

» With 23 points vs. Notre Dame on Monday night, Meighan Simmons moved into UT's career scoring top 10 with 1,736 points in her 126 Lady Vol contests.

of toughest places for opponents to win a women's college basketball game.

FOR STARTERS

■ Tennessee has gone with six different starting lineups this season.

■ The sixth of those starting fives made its debut at Mississippi State on Jan. 16 when Jasmine Jones, Cierra Burdick, Isabelle Harrison, Mercedes Russell and Ariel Massengale reported to the center circle for the opening tip.

■ The Mississippi State game on Jan. 16 marked the first time in 51 games that Meighan Simmons didn't start. Head coach Holly Warlick opted to bring Simmons off the bench after the senior dealt with stiffness from a car accident on Jan. 10.

■ Simmons has made 110 career starts in 126 games, a number of starts that ranks 11th among active NCAA Division I players, and she is tied for fifth on the NCAA active list for career games played with 126.

■ Simmons started all 35 games in 2012-13 and 17 of 18 thus far in 2013-14.

■ As a sophomore, Simmons started 22 games, but was not in the opening five the last eight games as Pat Summitt went with a quintet of seniors.

■ Point guard Ariel Massengale has started 42 consecutive games and is averaging 31.5 minutes per contest, playing 39 vs. Vanderbilt and 37 vs. Mississippi State and Notre Dame in Tennessee's last three games.

■ Massengale started the last 24 games of 2012-13 and all 18 so far in 2013-14 as UT's point guard.

■ Massengale is the only Lady Vol to draw a starting nod in every game, with Meighan Simmons and Isabelle Harrison earning distinction in all but one.

■ Jasmine Jones has started the last five games and has seven total starts this season.

A LOOK AT THE SERIES VS. FLORIDA

■ Tennessee holds a 46-3 all-time record vs. Florida, dating back to Feb. 8, 1980.

■ The Lady Vols have won nine in a row in the series, with the last loss coming in Gainesville, on Feb. 8, 2009, as #11/13 Florida topped #12/17 Tennessee by a 66-57 count.

■ UT is 20-1 vs. UF in games played in Knoxville, having won four in a row at Rocky Top

63.6

» In limited touches, Bashaara Graves is 14 of 22 from the field in SEC play for a field goal percentage of 63.6 percent through five league games.

and losing its only home meeting to the Gators, 95-93 in overtime, on Feb. 26, 2006.

■ Holly Warlick's squad won a pair of games vs. Amanda Butler's team a year ago, needing overtime to dispatch Florida in Gainesville, 78-75, and taming the Gators, 82-73, in the SEC quarterfinals in Duluth, Ga., on March 8, 2013.

■ Meighan Simmons had 27 points in the contest at the O'Connell Center last season and had 20 vs. the Gators in the SEC tourney.

■ Jatterra Bonds, meanwhile proved to be a thorn in Tennessee's side, hitting for 18 in both Gainesville and Duluth last season.

■ Bashaara Graves' free throw with 12.5 seconds remaining in regulation in Gainesville last season sent that game into overtime.

■ Tennessee played seven players vs. Florida and had six players in double figures in the SEC quarterfinal contest.

FLORIDA UT LEADS THE SERIES, 46-3

2/8/1980	5/nr	H	W	118-44	
11/28/1981	2/nr	A	W	85-73	
2/1/1982	nr/nr	H	W	83-67	
1/23/1983	8/nr	A	W	94-62	
2/2/1983	8/nr	H	W	70-69	
1/8/1984	8/nr	A	W	78-70	
1/31/1984	9/nr	H	W	69-49	
1/21/1985	nr/nr	H	W	69-61	
2/10/1985	nr/nr	24/nr	A	W	83-74
2/2/1986	10/nr	15/nr	H	W	82-60
1/17/1987	2/nr	2/nr	A	W	90-72
2/21/1988	3/nr	3/nr	H	W	108-53
2/18/1989	3/nr	3/nr	A	W	85-52
2/17/1990	4/nr	4/nr	H	W	75-42
3/3/1990	3/nr	3/nr	N51	W	81-56
1/16/1991	2/nr	2/nr	A	W	71-70 (OT)
2/22/1992	2/nr	4/nr	H	W	90-69
2/21/1993	1/nr	1/nr	A	W	88-75
12/18/1993	1/nr	1/nr	H	W	84-69
2/1/1995	2/14	2/15	A	W	76-69
1/2/1996	4/21	4/17	H	W	87-67
3/3/1996	5/18	5/17	N65	W	74-63
1/21/1997	8/19	9/nr	A	L	62-71
1/10/1998	1/12	1/14	H	W	99-60
1/21/1999	1/21	1/19	A	W	77-64
2/26/1999	2/nr	2/nr	N65	W	92-80
2/13/2000	2/nr	3/nr	H	W	97-78
3/3/2000	2/nr	3/nr	N65	W	91-79
2/11/2001	2/6	2/9	A	W	103-73
1/3/2002	2/15	2/16	A	W	88-64
1/31/2002	2/12	2/15	H	W	86-66
1/19/2003	5/nr	5/nr	A	W	94-53
2/9/2003	3/nr	3/nr	H	W	79-40
2/19/2004	3/nr	3/nr	H	W	88-79
2/3/2005	5/nr	5/nr	A	W	91-82 (OT)
2/26/2006	5/nr	5/nr	H	L	93-95 (OT)
1/11/2007	4/nr	4/nr	A	W	80-58
2/28/2008	3/nr	3/nr	H	W	88-61
3/7/2008	3/nr	3/nr	N101	W	92-61
2/8/2009	12/11	17/13	A	L	57-66
3/6/2009	19/21	24/18	N107	W	71-67
1/14/2010	4/nr	4/nr	A	W	66-64
2/14/2010	5/nr	5/nr	H	W	83-44
1/13/2011	5/nr	6/nr	A	W	83-40
2/10/2011	4/nr	4/nr	H	W	61-39
3/4/2011	4/nr	4/nr	N128	W	92-75
2/26/2012	10/nr	9/nr	H	W	75-59
1/13/2013	9/nr	9/nr	A	W	78-75 (OT)
3/8/2013	9/nr	9/nr	N119	W	82-73

A LOOK AT THE LADY VOL LINEUP (LAST GAME)

Probable Starters		Ht.	Yr.	Hometown	PPG	RPG	Other	
F	2	Jasmine Jones	6-2	So.	Madison, Ala.	5.2	4.1	40% 3FG
F	12	Bashaara Graves	6-2	So.	Clarksville, Tenn.	10.3	6.5	55% FG
C	20	Isabelle Harrison	6-3	Jr.	Nashville, Tenn.	13.4	9.2	56% FG
G	5	Ariel Massengale	5-7	Jr.	Bolingbrook, Ill.	13.2	3.2	6.0 APG
G	10	Meighan Simmons	5-9	Sr.	Cibolo, Texas	13.8	2.8	77% FT
Off The Bench		Ht.	Yr.	Hometown	PPG	RPG	Other	
C	21	Mercedes Russell	6-6	Fr.	Springfield, Ore.	7.6	5.2	59% FG
F	11	Cierra Burdick	6-2	Jr.	Charlotte, N.C.	7.3	6.7	71% FT
G	14	Andraya Carter	5-9	R-Fr.	Flowery Branch, Ga.	5.8	3.4	42% 3FG
C	1	Nia Moore	6-3	So.	Chicago, Ill.	4.4	4.4	55% FG
G	0	Jordan Reynolds	5-11	Fr.	Portland, Ore.	3.0	2.1	1.8 APG



MOST RECENT UT-UF GAME

■ Top-seeded Tennessee won its 10th consecutive SEC Tournament game, as the Lady Vols knocked off No. 9 seed Florida, 82-73, at the Arena at Gwinnett Center on March 8, 2013.

■ Six Tennessee players scored in double-figures, led by SEC Co-Player of the Year Meighan Simmons, who had 20. Cierra Burdick tallied 14 and grabbed a game-best eight rebounds. Taber Spani scored 13 and Kamiko Williams had 12. Bashaara Graves and Ariel Massengale each notched 10 points.

■ Sydney Moss led the Gators with 22 points. Jaterra Bonds had 18 points and Carlie Needles scored 12 on four 3-pointers for Florida.

■ The Lady Vols held off a late charge by the Gators, as UT led by as many as 13 points. Florida cut the deficit to as little as six in the final minutes, but Tennessee made 7-of-9 free throws in the final 43 seconds to advance to its 20th consecutive SEC Semifinal.

■ The Lady Vols shot 48 percent for the game and 82 percent from the line.

■ The Lady Vols received the trophy for being SEC regular season champions before the game. It was the team's 17th regular season title in program history and first for Warlick. In additional honors, assistant coach Kyra Elzy was also recognized as an SEC Legend.

TRACKING THE LADY VOLS

■ In his Jan. 20 edition of Bracketology, Charlie Creme has Tennessee as a No. 2 seed in the Stanford Regional, with Knoxville hosting the Lady Vols, Liberty, Syracuse and Marist in the NCAA First and Second Rounds at Thompson-Boling Arena.

■ The Lady Vols rank No. 8 in the RPI, second-highest among SEC teams behind LSU (4th).

■ When Tennessee has held its opponents to 40% or lower field goal shooting this season, the Lady Vols have posted a perfect 14-0 record.

■ Tennessee has allowed five teams this season to shoot better than 40 percent, and Stanford (42.4%), LSU (40.6%), Vanderbilt (49.1%) and Notre Dame (50.0%) all defeated the Lady Vols, while UT prevailed over Mississippi State (40.3%).

■ The single-season UT-record rebound average is 46.9 from 1992-93, and the 2013-14 squad is grabbing boards at a 49.3 per game clip.

■ Ariel Massengale had hit 23 free throws in a row until missing her second attempt vs. Notre Dame on Jan. 20.

■ Massengale made her final attempt vs.

LSU and went 10-10 vs. Georgia, 4-4 vs. Ole Miss, 0-0 vs. Vanderbilt, 7-7 vs. Mississippi State and then 1-2 vs. Notre Dame.

■ Meighan Simmons enters this game with 1,736 career points and ranks as the No. 10 all-time scorer in Lady Vol history. She passed Mary Ostrowski (1,729, 1980-84) with 23 points vs. Notre Dame on Jan. 20 and is 35 points from reaching Tanya Haave in ninth (1,771, 1980-84) and 54 from catching Sheila Frost (1,790, 1985-89) in eighth place.

■ After hitting a season-low 46.2% (6-13) at the free throw line vs. Vanderbilt, the Lady Vols bounced back to 72% (18 of 25) to seal the win in Starkville on Jan. 16 before shooting 52.6% (10-19) vs. Notre Dame.

■ Junior point guard Ariel Massengale has 108 assists thus far and is trying to become only the fourth Lady Vol (Holly Warlick, Lea Henry, Dawn Marsh) to lead her team in assists during three or more seasons.

■ Tennessee players have combined to record 17 double-doubles this season.

■ In three of its first five SEC games, Tennessee nearly erased a 16-point deficit in a loss to LSU, nearly squandered a 28-point advantage in a win over Georgia and saw a 10-point second-half lead slip away at Vanderbilt.

■ The Lady Vols led #2/2 Notre Dame by 12 in the first half before losing by 16.

■ Tennessee has out-rebounded its opponent in every game but one (Stanford).

■ After giving up an average of 30 first-half points in its last five games, UT has surrendered an average of 42.6 points in the second 20 minutes of those contests, including a season-high 45 vs. Vanderbilt and Notre Dame.

UT IN NCAA STATS RANKINGS

- No. 3 in rebound margin (14.2)
- No. 8 in field goal pct. defense (33.9)
- No. 13 in scoring margin (+19.9)
- No. 15 in scoring offense (82.4)
- Massengale is No. 22 in assists per game (6.0)
- Ariel Massengale is No. 26 in assist turnover ratio (2.43)
- Isabelle Harrison is No. 26 in double doubles (9)

UT IN SEC STATS RANKINGS

- No. 1 rebounding offense (49.3)
- No. 1 rebounding margin (+13.9)
- No. 1 defensive rebounds (30.7)
- No. 1 assists (17.4)
- No. 2 offensive rebounds (18.6)
- No. 2 in scoring offense (81.7)

LADY VOLS WEARING "MO" PATCHES

■ On July 19, 2013, one of the all-time greats in program history, Mary Ostrowski, passed away at the age of 51. She had been diagnosed with multiple myeloma, a type of blood cancer, in 2007.

■ To honor Ostrowski's memory, the 2013-14 Lady Vols will wear a black patch with "MO" inscribed with white lettering on their uniforms this season to honor a player known as "Mary O" or "Mo" during her prolific playing career.

■ Ostrowski, the first No. 1 recruit signed by Pat Summitt, played at UT from 1980-84 and scored 1,729 points and grabbed 994 rebounds during her career.

■ Wearing No. 14, The 6-2 forward/center was a 1982 Kodak All-American and All-SEC in 1982 and 1984, helping Tennessee to Final Fours in 1981, 1982 and 1984.

- No. 3 in field goal pct. (45.5)
- No. 4 field goal pct. defense (34.8)
- Isabelle Harrison is No. 2 in rebounds per game (9.2)
- Isabelle Harrison is No. 2 in defensive rebounds per game (5.9)
- Ariel Massengale is No. 2 in assist/turnover ratio (2.4)
- Bashaara Graves is No. 3 in offensive rebounds per game (3.5) and Isabelle Harrison is No. 7 (3.2)
- Ariel Massengale is No. 4 in assists per game (6.0)
- Ariel Massengale is No. 5 in free throw percentage (83.8)
- Mercedes Russell is No. 7 in blocks per game (1.5)

DOUBLE-DOUBLE TROUBLE

■ Junior center Isabelle Harrison had a seven-game double-double streak from Dec. 17 to Jan. 9, setting a school record.

■ Harrison scored 16 points and pulled down 10 rebounds and added two blocks, two assists and a steal in 24 minutes vs. Ole Miss on Jan. 9 to make history.

■ She broke the record she previously had shared with Daedra Charles, who had six double-doubles in a row from Feb. 21, 1991, to March 16, 1991.

■ Since SEC play began, Harrison is averaging 16.0 points and 8.0 rebounds in five league contests this season.

■ She has nine double-doubles this season and 15 for her career, tying for first and fifth, respectively, among active SEC players in those categories.

■ Izzy got her ninth double-double of the season vs. Notre Dame on Jan. 20, scoring 13 points and pulling down 16 rebounds.

■ The last 12 games all have resulted in Harrison scoring in double figures.

■ Harrison is second on the team in scoring in all games at 13.4 per game and paces the squad in rebounds at 9.2 per outing.

■ She is hitting career-best percentages of 55.8% from the field and 70.7% from the charity stripe.

A-MASSING BIG NUMBERS

■ Junior point guard Ariel Massengale is averaging 15.2 points per contest in the first five games of SEC play.

■ Massengale poured in 28 (Georgia) and 23 (Ole Miss) points in back-to-back games on Jan. 5 and 9 and is coming off a 13-point,

► 2013-14 LADY VOLS WEEK-BY-WEEK AT A GLANCE

WEEK	GAMES	RECORD	AP/USA TODAY
Nov. 4	W-at #RV/RV Middle Tennessee	1-0	4/4
Nov. 11	W-at #12/11 UNC, W-#RV/NR UTC, W-#RV/RV GA. TECH	3-0	4/3
Nov. 18	W-OAKLAND	1-0	3/4
Nov. 25	W-vs. Virginia, W-vs. #NR/RV SMU	2-0	3/4
Dec. 2	W-#RV/RV TEXAS	1-0	3/3
Dec. 9	W-TROY	1-0	3/3
Dec. 16	W-TENNESSEE STATE, L-at #6/5 Stanford	1-1	3/3
Dec. 23	W-LIPSCOMB	1-0	5/5
Dec. 30	L-#16/16 LSU, W-at #19/18 Georgia	1-1	5/5
Jan. 6	W-OLE MISS, L-at RV/RV Vanderbilt	1-1	8/8
Jan. 13	W-at Mississippi State	1-0	12/10
Jan. 20	L-#2/2 NOTRE DAME, FLORIDA, at #25/21 Texas A&M	0-1	11/12



seven-assist effort at Mississippi State and a 14-point, six-assist performance vs. Notre Dame.

■ Those numbers vs. Notre Dame, though, all came in the first half.

■ The Georgia and Ole Miss contests were the first time in her career she had recorded back-to-back 20-point outbursts, and now has three 20-point efforts in 2013-14 after posting none prior to this season.

■ Massengale is ranked third on the team in scoring at 13.2 points per contest and paces the team in assists at 6.0 per game.

■ UT's floor general has recorded a pair of points-assists double-doubles this year, carding a 10/13 effort vs. Virginia in the Junkanoo Jam and a 10/12 showing vs. LSU.

■ The 13-assist game tied for third best in school history, while the 12-helper effort, the second of her career, tied for No. 6 all-time by a Lady Vol.

■ Twice this season Massengale has knocked down five three-pointers in a contest, doing so at North Carolina on Nov. 11 and vs. Ole Miss on Jan. 9.

■ Massengale was named to the Nancy Lieberman Award Watch List on Jan. 15.

MASSENGALE IN UT CAREER TOP 10

■ Ariel Massengale moved into Tennessee's career top 10 for assists with seven scoring passes at Mississippi State on Jan. 16.

■ She has 428 assists entering the Florida game and is poised to move past Kristen "Ace" Clement (428) with two vs. the Gators.

■ Massengale is only the second Lady Vol to climb onto the list in only three seasons. The other player was Michelle Marciniak, who started her career at Notre Dame.

ASSISTS

Assts.	Player	Years
1.	755 Dawn Marsh	85-86-87-88
2.	673 Holly Warlick	77-78-79-80
3.	587 Lea Henry	80-81-82-83
4.	503 Alexis Hornbuckle	2005-06-07-08
5.	456 Kara Lawson	2000-01-02-03
6.	452 Kellie Jolly	96-97-98-99
7.	449 Michelle Marciniak	94-95-96
8.	439 Dena Head	89-90-91-92
9.	429 Kristen Clement	98-99-2000-01
10.	428 Ariel Massengale	2012-13-14

LADY VOL INK NO. 6 SIGNING CLASS

■ Holly Warlick announced the addition of three top-100 players on national signing day on Nov. 13, 2013, comprising the No. 6 signing class, according to the 2014 HoopGurlz Recruiting Rankings - espnW 100.

■ Warlick and her staff added to last year's No. 3-ranked signing class with the nation's No. 5, 28 and 79 rated players.

■ Jaime Nared (pronounced NARD), a 6-1 guard/forward from Portland Ore. (Westview H.S.), is the No. 5 rated overall player and No. 1 wing player in the class of 2014.

■ Alexa Middleton, a 5-9 guard from Murfreesboro, Tenn. (Riverdale H.S.), is the No. 28 overall player and No. 4 guard in the class of 2014.

■ Kortney Dunbar, a 6-1 guard/forward from Edwardsville, Ill. (Edwardsville), is rated No. 79 overall and the No. 22 wing player.

SIMMONS CLIMBING UT SCORING LIST

■ Meighan Simmons began the season ranked No. 21 on UT's all-time scoring list with 1,487 points in three seasons.

■ She tipped off the campaign needing 513 points to become the fifth member of the Lady Vol 2,000-point club.

■ The others in that club are Chamique Holdsclaw (3,025), Bridgette Gordon (2,462), Candace Parker (2,137) and Tamika Catchings (2,113).

■ Simmons crossed the 1,000-point threshold in her career vs. North Carolina on Dec. 2, 2012, becoming the 37th Lady Vol to join the club.

■ She fired in a career-best 33 points vs. UNC last season to reach that plateau.

ALL-TIME LEADING SCORERS AT TENNESSEE

Points	Player	Years
1.	3,025 Chamique Holdsclaw	1996, 97, 98, 99
2.	2,462 Bridgette Gordon	1986, 87, 88, 89
3.	2,137 Candace Parker	2006, 07, 08
4.	2,113 Tamika Catchings	1998, 99, 2000, 01
5.	1,950 Kara Lawson	2000, 01, 02, 03
6.	1,915 Semeka Randall	1998, 99, 2000, 01
7.	1,882 Shekinna Stricklen	2009, 10, 11, 12
8.	1,790 Sheila Frost	1986, 87, 88, 89
9.	1,771 Tanya Haave	1981, 82, 83, 84
10.	1,736 Meighan Simmons	2011, 12, 13, 14
11.	1,729 Mary Ostrowski	1981, 82, 83, 84
12.	1,706 Shanna Zolman	2003, 04, 05, 06
13.	1,673 Shyra Ely	2002, 03, 04, 05
14.	1,643 Glory Johnson	2009, 10, 11, 12
15.	1,621 Dana Johnson	1992, 93, 94, 95
16.	1,580 Debbie Grover	1978, 79, 80, 81
17.	1,572 Nikki McCray	1992, 93, 94, 95
18.	1,561 Cindy Noble	1979, 80, 81
19.	1,508 Gwen Jackson	2000, 01, 02, 03
20.	1,497 Michelle Snow	1999, 2000, 01, 02
21.	1,495 Daedra Charles	1989, 90, 91

RELEASE THE BEAST

■ Since injuring her right calf vs. LSU and her back vs. Georgia, Bashaara Graves has been unusually quiet in terms of statistical productivity, but she bounced back with a key game on the road at Mississippi State on Jan. 16.

■ Sometimes call a "beast" by her teammates for her tough play down low, Graves tied for the team scoring lead with 13 points and contributed five rebounds and two assists in 29 minutes vs. the Bulldogs.

■ It was her first time in double figures and to lead Tennessee in scoring since the Lipscomb game on Dec. 29.

■ Though her numbers haven't been huge, Graves has been unbelievably potent when she's touched the ball, hitting above 60 percent from the field in nine of her past 10 games, including 67 percent on seven of those occasions.

■ Starting with the Troy game on Dec. 14, Graves has hit 38 of 58 from the field for 65.5 percent accuracy.

LADY VOL FALL TO IRISH

■ Tennessee led by as many as 12, but tremendous 3-point shooting by Notre Dame carried the second-ranked Irish to an 86-70 defeat over the #11/10 Lady Vols.

■ The top 3-point shooting team in the nation knocked down 10-of-20 from beyond the arc to turn its largest deficit of the season into a 16-point victory and remain perfect at 17-0.

■ Kayla McBride led the Irish with 22 points. She was joined by four others in double figures: Natalie Achonwa (15), Michaela Mabrey

LADY VOL DOUBLE DOUBLES

FRESHMEN (2 OR MORE)

Holdsclaw, Chamique 16
Frost, Sheila 11
Graves, Bashaara 10
Parker, Candace 10
Catchings, Tamika 9
Horton, Karla 7
Johnson, Tiffani 6
Johnson, Glory 5
Gordon, Bridgette 4
Morton, Karen 4
Anosike, Nicky 3
Ostrowski, Mary 3
Snow, Michelle 3
Cain, Kelley 2
Brewer, Alyssia 2
Stricklen, Shekinna 2
Ely, Shyra 2
Evans, Peggy 2
Groover, Debbie 2
Thompson, Pashen 2

SOPHOMORES (2 OR MORE)

Parker, Candace 21
Holdsclaw, Chamique 16
Ostrowski, Mary 11
Groover, Debbie 10
Horton, Karla 10
Gordon, Bridgette 9
Catchings, Tamika 8
Ward, Vonda 8
Harrison, Isabelle 6
Towns, Paula 6
Burdick, Cierra 5
Johnson, Glory 5
Ely, Shyra 5
Evans, Peggy 5
Haave, Tanya 5
Jackson, Gwen 5
Cain, Kelley 4
Charles, Daedra 4
Ely, Cindy 4
Johnson, Dana 4
Shekinna, Stricklen 4
Baugh, Vicki 3
Freeman, Valerie 3
Frost, Sheila 3
Manning, Alicia 3
Noble, Cindy 3
Randall, Semeka 3
Snow, Michelle 3

Graves, Bashaara 3

Brewer, Alyssia 2

MOORE, NIA 1

JUNIORS (2 OR MORE)

Holdsclaw, Chamique 16
Parker, Candace 14
Charles, Daedra 13
Johnson, Glory 12
Noble, Cindy 11
Stricklen, Stricklen 11
Harrison, Isabelle 9
Johnson, Tiffani 9
Ostrowski, Mary 9
Catchings, Tamika 8
Ely, Shyra 8
Frost, Sheila 8
Haave, Tanya 8
McCray, Nikki 8
Thompson, Pashen 8
Jackson, Gwen 6
Johnson, Dana 6
Groover, Debbie 5
Horton, Karla 5
Snow, Michelle 5
Ward, Vonda 5
Brogdon, Cindy 5
Fluker, Tye'sha 3
Towns, Paula 3
Butts, Tasha 3

Burdick, Cierra 2

Massengale, Ariel 2

Gordon, Bridgette 2
Cain, Kelley 2

SENIORS (2 OR MORE)

Collins, Shelia 14

Harrison, Lisa 14
Johnson, Glory 14
Charles, Daedra 13
Ostrowski, Mary 12
Holdsclaw, Chamique 9
Johnson, Dana 9
Webb, Lisa 9
Frost, Sheila 8
Rankin, Jill 8
Catchings, Tamika 7
Ely, Shyra 7
Anosike, Nicky 6
Gordon, Bridgette 6
Jackson, Gwen 6
Noble, Cindy 6
Stricklen, Shekinna 5
Baugh, Vicki 4
Thompson, Pashen 4
Butts, Tasha 3
Fuller, Alex 3
Robinson, Ashley 2
Snow, Michelle 2
Williams, Kamiko 2

MOST IN CAREER (5 OR MORE)

Holdsclaw, Chamique 57
Parker, Candace 45
Johnson, Glory 36
Ostrowski, Mary 35
Catchings, Tamika 32
Charles, Daedra 30
Frost, Sheila 30
Ely, Shyra 22
Horton, Karla 22
Stricklen, Shekinna 22
Gordon, Bridgette 21
Groover, Debbie 20
Johnson, Dana 20
Noble, Cindy 20
Jackson, Gwen 18
Harrison, Lisa 17
Johnson, Tiffani 17

Harrison, Isabelle 15

Collins, Shelia 15
Thompson, Pashen 15
Ward, Vonda 15
Haave, Tanya 14

Graves, Bashaara 13

Snow, Michelle 13
Anosike, Nicky 11
Webb, Lisa 11
McCray, Nikki 10
Towns, Paula 10
Evans, Peggy 9

Burdick, Cierra 8

Rankin, Jill 8
Cain, Kelley 8
Randall, Semeka 7
Butts, Tasha 6
Brogdon, Cindy 5

POINTS AND ASSISTS DD

Massengale, Ariel 3
Simmons, Meighan 1
Clover, Susan 1
Henry, Lea 1
Hornbuckle, Alexis 1
Marciniak, Michelle 1
Marsh, Dawn 1
McGhee, Carla 1
Simmons, Meighan 1
Stricklen, Shekinna 1
Warlick, Holly 1
Zolman, Shanna 1



(15), Madison Cable (12) and Jewell Loyd (11).
 ■ Tennessee (14-4 overall) suffered its fourth consecutive loss to Notre Dame after winning the first 20 in the series.

■ Meighan Simmons led Tennessee with a game-high 23 points. Ariel Massengale tallied all of her 14 points in the first half, as she converted her first five shots of the game. Isabelle Harrison had her ninth double-double of the year with 13 points and 16 rebounds.

■ After a strong start for Tennessee, the game turned midway through the second half.

■ Notre Dame nailed three trifectas in a row as Mabrey made a pair and Madison Cable added another to put Notre Dame ahead 58-51 with a little more than 12 minutes remaining in the second half.

■ The Irish pulled away from there. Notre Dame went on a 13-0 run to silence the enthusiastic crowd of 13,346 clad in orange. Loyd's layup with 6:20 left finished the spurt, as Notre Dame led 73-56 at that point.

■ Tennessee was sensational in the first half, jumping out to a 46-41 lead thanks to red-hot shooting. It was only the second time the Irish trailed at halftime all season.

■ The Lady Vols made 56 percent from the floor in the first half, knocking down 19-of-34 field goals. Massengale (14) and Simmons (12) combined for 26 first-half points.

■ Tennessee's 46 points were the most Notre Dame has allowed in any half all year.

FIRST TRIP TO AGGIELAND

■ Tennessee will make its first-ever women's basketball trip to College Station, where the Lady Vols will take on Texas A&M on Sunday at 3 p.m. CT/4 p.m. ET in a game televised by ESPN2.

■ The matchup is the Aggies' home game in conjunction with the SEC recognition of "We Back Pat" Week.

■ The Lady Vols are 3-1 vs. A&M all-time, having split with the Aggies last season.

PRODUCTIVITY FROM THE BIGS

■ The three centers on Tennessee's roster all are hitting better than 55% from the field.

■ Freshman Mercedes Russell has hit 61 of 103 field goal tries for 59.2% to lead the way.

■ Junior Isabelle Harrison checks in at 55.8% (86-154) from the field.

■ Sophomore Nia Moore is at 55% (16-29).

■ Power forward Bashaara Graves is hitting at a 55.0% clip (71-129).

■ Combined, that four-player unit is shooting 56.5% (234-415) and averaging a collective 33.6 points and 23.1 points per contest.

BURDICK FORMS "DREAM" TEAM

■ Junior Cierra Burdick has created a community outreach program with other UT student-athletes called "DREAM" Team.

■ DREAM Team is an acronym for "Daring to Role model Excellence as an Athletic Mentor," and it is a group of 12 student-athletes who are committed to being drug, alcohol, tobacco, and violence free, while upholding a high standard of moral excellence.

■ Burdick and her peers serve as role models and mentors in the Knoxville community, working with neighboring elementary schools, middle schools, high schools, and youth programs.

5 MILLION + IN HOME ATTENDANCE

■ The Lady Vols entered the season 94,088 away (4,905,912) from hitting the five-million mark in home attendance and crossed that threshold during the Ole Miss game on Jan. 5 with a crowd of 10,382.

■ Tennessee stood 3,796 from the new plateau entering the contest, and Amanda Humphrey, a school teacher from Hampton, Tenn., turned out to be the lucky person helping UT hit another impressive milestone.

■ For being the five-millionth fan, Humphrey won two 2014-15 Lady Vol basketball season tickets, upgrades for two courtside seats and Ray Mears Room access for the Ole Miss game, a basketball autographed by Holly Warlick, a Tennessee prize pack complete with adidas apparel, a celebration package including cake, balloons and a photo with Smokey, and an interview with the media prior to the game.

■ The Lady Vols continue to lead the na-

tion in attendance this season, averaging 11,402 for 10 home dates.

■ Tennessee has led the nation in home attendance the past 10 years and in 18 of the past 22 seasons.

■ The Tennessee women also are drawing near to two other milestones, entering the season standing 107,771 away (3,892,229) from four million in attendance at road/neutral site games and 201,859 from nine million (8,798,141) in overall attendance.

SIX DIFFERENT LINEUP COMBOS

■ After going with the undefeated lineup of Cierra Burdick, Bashaara Graves, Isabelle Harrison, Meighan Simmons and Ariel Massengale in the first six games, Holly Warlick started different combinations in each of the next four games, going 4-0 in those tilts.

■ Jasmine Jones, Cierra Burdick, Isabelle Harrison, Mercedes Russell and Ariel Massengale comprised the sixth different lineup in the Mississippi State game on Jan. 12, marking the first time in 51 games that Meighan Simmons didn't report for the opening tip.

■ The starting lineup of Graves, Harrison, Massengale, Simmons and Andraya Carter is the second most-used combination, and that quintet has two wins but also has two losses this season.

■ The quintet of Jones, Harrison, Russell, Massengale and Simmons is 3-1, suffering its only loss at Vanderbilt.

■ Ariel Massengale is the only Lady Vol who has started every game this season.

■ Jordan Reynolds and Nia Moore are the only two UT players who haven't reported to the center circle for the opening tip.

STRONG SOCIAL MEDIA PRESENCE

■ Tennessee has the No. 1-ranked facebook page among women's basketball programs with more than 54,000 Likes.

■ The Lady Vols also rank No. 1 in Twitter among women's hoops teams, with more than 18,000 followers.

■ After only one full season as head coach at Tennessee Holly Warlick (@HollyWarlick) checks in number three among women's college basketball coaches with nearly 14,000 followers, ranking behind Kentucky's Matthew Mitchell (21,000+) and UConn's Geno Auriemma (20,000+).

WARLICK 9-9 VS. TOP 25 TEAMS

■ During the early days of the Holly Warlick era, the Lady Vols are 9-9 vs. ranked teams, including 2-3 in 2013-14, with an 81-65 win at #12/11 North Carolina on Nov. 11, a 76-70 loss at #6/5 Stanford on Dec. 21, an 80-77 home setback to LSU on Jan. 2, an 85-70 road win at Georgia on Jan. 5 and an 86-70 home loss to #2/2 Notre Dame on Jan. 20.

- Overall: 9-9 (.500)
- AP Ranked 1-10: 1-6 (.143)
- AP Ranked 11-25: 8-3 (.727)
- USA TODAY Ranked 1-10: 1-6 (.143)
- USA TODAY Ranked 11-25: 8-3 (.727)

UT ALL-TIME VS. TOP 25 TEAMS

- Overall: 449-177 (.717)
- AP Ranked 1-10: 177-131 (.575)
- AP Ranked 11-25: 244-41 (.856)
- USA TODAY Ranked 1-10: 136-88 (.607)
- USA TODAY Ranked 11-25: 212-30 (.876)

AVOIDING FOUL PLAY

■ Tennessee is adjusting to new officiating rules and has reduced its number of fouls

NATIONAL RANKINGS

AP TOP 25 POLL

Week 12 - Jan. 20			
Rank	School	Record	Pts.
1	Connecticut (36)	19-0	900
2	Notre Dame	16-0	847
3	Duke	18-1	824
4	Stanford	16-1	810
5	Louisville	18-1	742
6	Maryland	16-1	735
7	North Carolina	16-3	642
8	Oklahoma State	16-1	613
9	Kentucky	15-3	592
10	South Carolina	17-2	567
11	Tennessee	14-3	557
12	Baylor	14-3	551
13	Penn State	13-4	422
14	Arizona State	15-2	403
15	LSU	14-4	341
16	Vanderbilt	16-3	340
17	Texas A&M	15-4	306
18	West Virginia	16-2	255
19	California	12-4	244
20	Iowa State	14-3	190
21	Nebraska	13-4	170
22	Purdue	13-5	166
23	North Carolina State	16-3	161
24	Florida State	14-4	84
25	Gonzaga	16-3	75

USA TODAY TOP 25 COACHES POLL

Week 12 - Jan. 21			
Rank	School	Record	Pts.
1	Connecticut (32)	19-0	800
2	Notre Dame	17-0	763
3	Duke	18-1	727
4	Stanford	17-1	715
5	Louisville	18-1	672
6	Maryland	16-1	642
7	North Carolina	16-3	589
8	Kentucky	15-3	533
9	Oklahoma State	16-1	510
10	Baylor	14-3	497
11	South Carolina	17-2	492
12	Tennessee	14-4	466
13	Penn State	13-4	389
14	LSU	14-4	317
15	Texas A&M	15-4	310
16	California	13-4	272
17	Iowa State	14-3	267
18	Nebraska	13-4	261
19	Vanderbilt	16-3	230
20	Purdue	13-5	202
21	West Virginia	16-2	184
22	Gonzaga	16-3	183
23	Arizona State	15-3	92
24	North Carolina State	16-3	89
25	Florida State	14-4	62



committed from a school-record high of 33 in the opener vs. Middle Tennessee, to 24 vs. UNC, to 18 vs. UTC, to 14 vs. Georgia Tech, to a low of 12 vs. Oakland and Texas.

■ The Lady Vols, however, were called for 22 infractions at Vanderbilt on Jan. 12, the most since being whistled for 24 fouls at North Carolina and third-highest this season behind that game and the opener vs. Middle Tennessee (33).

■ The average stands at 18.1 fouls per contest for Tennessee through 18 games.

■ The Lady Vols had 20 fouls against both Virginia and SMU in the Junkanoo Jam on Nov. 28 and 29 and also were cited for 20 vs. Troy on Dec. 14.

■ Tennessee was whistled for a school-record 33 personal fouls in the game vs. Middle Tennessee, and the teams combined for 58 total in the 40-minute contest.

■ Bashaara Graves fouled out against Middle Tennessee, while Cierra Burdick took a seat with five fouls at UNC and Stanford, Isabelle Harrison did so vs. SMU and at Vanderbilt, and Meighan Simmons went to the bench vs. LSU.

■ In the first half of the game vs. Virginia in the Junkanoo Jam, Tennessee incredibly found itself with seven players saddled with two fouls each.

■ Fourteen opposing players have fouled out, including Nneka Enemkpali of Texas, who finished with six fouls after fouling out and then receiving a technical for her reaction.

NINE SEEING SEC ACTION

■ Tennessee's bench has outscored its opponents' reserves, 467-306, this season by an average of 25.9 to 17.0 through 18 games.

■ All 10 active players on the squad are averaging double-digit minutes, with Nia Moore the only Lady Vol not appearing in at least half of the team's games.

■ The UT reserves' best game came vs. Lipscomb on Dec. 29, as they outcored the Lady Bisons, 48-11. The also outscored SMU's bench, 39-6, on Nov. 29, and the Lady Vols had a 44-16 advantage vs. Troy on Dec. 14.

■ Freshman Mercedes Russell is averaging 7.6 points and 5.2 rebounds as a reserve to lead the bench brigade, followed by Cierra Burdick at 7.3 ppg. and 6.7 rpg.

LADY VOLS GOING BIG

■ With six players standing 6-foot-2 or better on the roster, Tennessee features one of the tallest lineups in school history.

■ The 2004-05 squad was officially the tallest, with seven players 6-2 or taller.

■ This year's squad matches the 1986-87, 2005-06, 2008-09 and 2009-10 teams with six players measuring 6-2 or better.

MOVING UP IN THE RECORD BOOK

■ Meighan Simmons' 13.8 career scoring average entering 2013-14 ties for 10th at UT.

■ Bashaara Graves' 8.0 career rebounding average after one season ranks her sixth all-time at Tennessee.

■ Ariel Massengale is poised to move onto the career top ten list for assists in 2013-14, entering the year with 320.

■ Her 4.7 career assists per game average ranks No. 3 at UT, and her totals of 162 (2011-12) and 158 (2012-13) the past two years were the No. 8 and No. 9 single-season totals in school history.

■ Through two seasons, Isabelle Harrison has the No. 7 career blocks per game aver-

age by a Lady Vol at 1.23.

■ Tennessee's .759 free throw percentage in 2012-13 was the best shooting display in school history.

RECORD WATCH - SIMMONS FOR THREE

■ Meighan Simmons ranks fourth on Tennessee's career three-point field goals made list.

THREE-POINT FIELD GOALS MADE

	3PM	Player	Years
1.	305	Angie Bjorklund	2008-09-10-11
2.	266	Shanna Zolman	2003-04-05-06
3.	256	Kara Lawson	2000-01-02-03
4.	216	Meighan Simmons	2011-12-13-14
5.	163	Shekina Stricklen	2009-10-11-12
6.	161	Brittany Jackson	2002-03-04-05
7.	147	Shannon Bobbitt	2007-08
8.	133	Sidney Spencer	2004-05-06-07
9.	132	Taber Spani	2010-11-12-13
	132	Tiffany Woosley	1992-93-94-95
10.	128	Nikki Caldwell	1991-92-93-94

■ Simmons also stands second all-time in three-point field goals attempted.

THREE-POINT FIELD GOALS ATTEMPTED

	3PA	Player	Years
1.	738	Angie Bjorklund	2008-09-10-11
2.	642	Meighan Simmons	2011-12-13-14
3.	626	Shanna Zolman	2003-04-05-06
4.	617	Kara Lawson	2000-01-02-03
5.	481	Shekina Stricklen	2009-10-11-12
6.	443	Brittany Jackson	2002-03-04-05
7.	368	Nikki Caldwell	1991-92-93-94
8.	366	Tamika Catchings	1998-99-2000-01
9.	362	Shannon Bobbitt	2007-08
10.	356	Taber Spani	2010-11-12-13

STANDING 12TH/10TH IN POLLS

■ A win at Mississippi State and a Monday loss vs. Notre Dame resulted in UT moving to #11/12 in the Jan. 20 & 21 AP and USA TODAY polls.

■ The loss at Vanderbilt on Jan. 12 resulted in the Lady Vols dropping from eighth in both polls to season lows of 12th by AP and 10th by USA TODAY.

■ After the loss to LSU on Jan. 2 and win over Georgia on Jan. 5, Tennessee dropped to No. 8 in both polls on Jan. 6 and 7, its lowest position of the season.

■ Following a 76-70 defeat at Stanford on Dec. 21, UT dropped to No. 5 in both polls on Dec. 23 and 24, its (then) lowest rankings of the campaign in both polls.

■ On Dec. 2 and 3, Tennessee earned its highest combined rankings of the season at No. 3 in both polls after UT rose from No. 4 to No. 3 in the USA TODAY Coaches Poll. The Lady Vols stayed there three polling periods.

■ The Lady Vols had moved up to third in the AP Poll on Nov. 18, their highest position this season and the best in that poll since the second ranking of the 2011-12 season.

■ Strangely enough, the Lady Vols had dropped from No. 3 to No. 4 in the USA TODAY Coaches Poll on Nov. 19.

■ UT had risen to third in the USA TODAY poll on Nov. 12 after Stanford lost to UConn and the Lady Vols defeated North Carolina on Nov. 11.

■ That movement into the top three marked the first time since the second poll (Nov. 14, 2011) of the 2011-12 season that the Lady Vols had been ranked in the top three in either the AP or USA TODAY polls.

■ That was a span of 37 polling periods where Tennessee resided outside the top three teams in at least one poll.

■ It put an end to the longest stretch of UT not being within the top three since a lengthy spree from 1981 to 1986.

TUCKER JOINS UT SQUAD

■ Tennessee's third 2012 fall signee, 6-0 guard Jannah Tucker (Randallstown, Md.), is practicing with the team and began classes at UT on Jan. 8 after dealing with some difficult personal circumstances that prevented her from enrolling as a freshman in July 2013 for summer school.

■ She joined the squad as it reconvened following winter break on Dec. 27 and participated in her first workout on Dec. 28.

■ Tucker, who is expected to redshirt this season and begin play in 2014-15, was ranked No. 8 by ESPNU/HoopGurlz and rated as a five-star recruit in the nation's 2013 high school senior class.

■ She was the nation's fifth-ranked guard in that class.

RAISING PARKER'S BANNER

■ Candace Parker's banner became the seventh honoring a member of the Lady Vol program, joining head coach emeritus Pat Summitt as well as five other players whose jerseys were retired.

■ That group of Lady Vols includes Holly Warlick, Bridgette Gordon, Daedra Charles, Chamique Holdscraw and Tamika Catchings.

■ Parker was at Tennessee from 2004-08, earning WBCA All-America accolades in 2006, 2007 and 2008 and helping the Lady Vols to back-to-back NCAA Championships in 2007 and 2008.

■ No. 3 ranks third all-time at UT with 2,137 points and is sixth in rebounding at 972.

■ "CP" dunked seven times during her career and was the first woman to record a

▶ ADDITIONAL LADY VOL COVERAGE

HOLLY WARLICK SHOW

■ "The Holly Warlick TV Show" tipped off on Jan. 11, with exclusive behind-the-scenes coverage of the Lady Vol Basketball team.

■ The show airs for nine consecutive weeks during basketball season and is shown in Knoxville on WVLT (Saturday, Noon ET) and MyVLT (Sunday, 9:30 p.m. ET; Tues., 11:30 p.m. ET), Chattanooga on WTVC (Saturday, 12:30 p.m. ET), Jackson on WJKT-TV Ch. 16 (Saturday, Noon CT), Memphis on WATN (Saturday, 11:30 a.m. CT), Nashville on WUXP (Saturday, 11:30 a.m. CT), the Tri-Cities on WJHL (Saturday, 12:30 p.m. ET) and the Southeast on

SportSouth (Saturday, 12:30 p.m. ET). Stations and times are subject to change. Check Local Listings.

■ Displaced fans can access the show weekly for no fee via UTSports.com.

■ The Holly Warlick Show", co-hosted by Voice of the Lady Vols Mickey Dearstone.

MEDIA CENTRAL PAGE

■ Coverage of every game this season can be found on the Media Central page at UTSports.com. The link can be found on the right hand side of the women's basketball page in the Quick Links box.



slam in an NCAA Tournament game, doing so twice vs. Army on March 19, 2006.

■ Parker was last on campus for the Notre Dame game on Jan. 28, 2013, as Pat Summitt's banner was hoisted to the rafters over the court named in her honor.

UT HOSTING 1ST/2ND ROUNDS

■ For the second-straight season and the 15th time overall, UT will host the NCAA Women's Basketball First/Second Rounds.

■ Knoxville was chosen as one of 16 sites for the 2014 NCAA Division I Women's Basketball Championship, as selected by the NCAA Div. I Women's BB Committee.

■ The Lady Vols will play host to three other teams on March 22 & 24, 2014, at Thompson-Boling Arena, with game times slated for 4 and 6:30 p.m. ET on March 22 and at 9 p.m. ET on March 24.

■ Tennessee is the only school to appear in all 32 NCAA women's tournaments and sports a 50-1 all-time record in first- and second-round action, including a 40-0 mark at home in those rounds.

■ The Lady Vols have played host in three of the past four seasons, excluding 2012, defeating Oral Roberts and Creighton in Knoxville a year ago.

JUNKANOO JAM TITLE, AWARDS

■ Ariel Massengale paced No. 3/4 Tennessee with 16 points, and the Lady Vols used a big second half to crush SMU, 87-47, on Nov. 29 and win the Lucaya Division championship at the 11th-annual Junkanoo Jam in Freeport, Bahamas.

■ The victory marked UT's first holiday tournament title since winning the 2005 Paradise Jam during Thanksgiving break in the U.S. Virgin Islands.

■ The victories in the Bahamas also were the first countable wins (against NCAA competition) on foreign soil in program history.

■ The Lady Vols (7-0) advanced to Friday's title game after defeating Virginia, 76-67, the day before.

■ Tennessee put two players, Meighan Simmons and Ariel Massengale, on the Junkanoo Jam All-Tournament Team.

■ Simmons was named MVP after averaging 20 points per contest in two games, including a 32-point outburst vs. Virginia that came as the senior fired in a school-record-tying eight three-pointers on a school-record 17 attempts in the win.

■ Massengale averaged 13 points, nine assists and three rebounds for the tourney, tallying a career-high 13 assists (third-highest total in UT history) and 10 points vs. Virginia

for her second career double-double. She added 16 points, five assists and five boards vs. SMU.

247 COMBINED STARTS FOR LINEUP

■ Tennessee started 6-2 junior forward Cierra Burdick, 6-2 sophomore forward Bashaara Graves, 6-3 junior center Isabelle Harrison, 5-7 junior guard Ariel Massengale and 5-9 senior guard Meighan Simmons for the first six games before making a change.

■ Those players have 247 combined starts.

■ That lineup is 6-0 in 2013-14 and posted a 4-1 record last year when starting together, defeating Middle Tennessee, #22/RV North Carolina, #18/20 Texas and #NR/RV Rutgers and falling to #1/1 Stanford.

MASSENGALE DRAWS AWARDS

■ Point guard Ariel Massengale picked up a pair of honors on Nov. 18 and 19, garnering SEC and NCAA Player of the Week.

■ It marked the first time Massengale had earned those accolades and it was her first weekly recognition since twice being named SEC Freshman of the Week during the 2011-12 campaign.

■ Massengale, a 5-foot-7 native of Bolingbrook, Ill., helped the Lady Vols go 3-0 that week, leading them in scoring in two games.

■ The UT floor general averaged 15.0 points, 5.7 assists, 4.0 rebounds and 2.3 steals per contest for the Lady Vols.

■ UT upped its record to 4-0 on the season with victories over No. 12/11 North Carolina as well as Chattanooga and Georgia Tech, teams that were receiving votes in the polls.

■ Massengale shot .563 percent from the three-point line (9-16), .448 from the field (13-29) and .769 from the charity stripe (10-13).

■ Against UNC, Massengale scorched the nets with a career-high 20 points, draining five of nine three-pointers to spur the Lady Vols to a key road victory. The Big Orange floor general also contributed seven assists, six rebounds and three steals while playing all 40 minutes.

BIGGEST WIN BY UT SINCE 2011

■ The win over #12/11 North Carolina on Nov. 11 was the biggest over a ranked foe since a #6/6 Tennessee squad took down #11/11 Rutgers on the road, 67-61, on Dec. 13, 2011.

■ Tennessee improved to 8-6 vs. ranked teams during the Holly Warlick era, including 7-2 vs. teams ranked 11-25 nationally.

■ The Lady Vols are 448-174 (.724) all-time against ranked opponents, including 211-29 (.879) vs. teams ranked 11 to 25 in the polls.

PAT SUMMITT PLAZA DEDICATION

■ The dedication of the Pat Summitt Plaza and Statue took place at 11 a.m. on Nov. 22, with the public joining in the festivities.

■ The dedication and unveiling of the bronze statue, created by internationally-known artist and sculptor David Adickes of Houston, Texas, was held at the newly-constructed plaza on the corner of Lake Loudoun Blvd. and Phillip Fulmer Way.

■ Around 600 donors stepped forward to provide financial support for the project, with leadership gifts coming from the LaPorte family of Elizabethton, Tenn., and Houston, Texas, and the Hilleary family of Spring City, Tenn. The LaPortes donated the statue, while the Hillearys provided the lead gift for the plaza in honor of Bill Hilleary, a community and business leader from Rhea County.

CATCHINGS INDUCTED INTO LVHOF

■ Tamika Catchings, whose banner hangs from the rafters of Thompson-Boling Arena, was inducted into the Lady Vol Hall of Fame on Nov. 8, 2013.

■ The WNBA All-Star continues to shine for the Indiana Fever and has won three gold medals with the U.S. Olympic Women's Basketball Team.

ESPNU ROAD TRIP PAYS A VISIT

■ As the Lady Vols were preparing to depart for their season opener at Middle Tennessee, ESPNU Road Trip hosts Ali Nejad and Niki Noto paid a visit to UT's practice on Nov. 7 to share an inside look.

■ Their stay on campus was part of an overall campus tour that included time spent with the Vol football program.

■ Nejad and Noto participated in Lady Vol warm-up drills and helped the team load the bus for its trip to Murfreesboro.

■ The segment aired Nov. 13 at 11:30 p.m. ET on ESPNU, with follow-up broadcasts three times on Nov. 14.

RETURNING FIREPOWER

■ Tennessee returned three full-time starters in Bashaara Graves, Ariel Massengale and Meighan Simmons, as well as part-time starters Cierra Burdick, Andraya Carter and Isabelle Harrison.

■ The Lady Vols have 75% (2,049 of 2,717) of their scoring back from last season.

■ UT has 69% (1,050 of 1,515) of its rebounds back from a year ago.

UT ENTERED AT NO. 4 IN RANKINGS

■ Tennessee entered the season ranked No. 4 in both the AP and USA TODAY Coaches

BREAKING IT DOWN

2013-14 Lineup Combinations

Gms.	Rec.	Line-up (F-F-C-G-G)
1-6	6-0	Burdick, Graves, Harrison, Massengale, Simmons
7, 11-13	2-2	Graves, Harrison, Massengale, Simmons, Carter
8, 14-16	3-1	Jones, Harrison, Russell, Massengale, Simmons
9, 18	1-1	Jones, Graves, Harrison, Massengale, Simmons
10	1-0	Burdick, Graves, Massengale, Simmons, Carter
17	1-0	Jones, Burdick, Harrison, Russell, Massengale

Wins: +68 (1), +51 (1), +40 (1), +39 (1), +34 (1), +24 (2), +16 (1), +15 (1), +14 (1), +11 (1), +10 (1), +9 (1), +4 (1)
Losses: -14 (1), -11 (1), -6 (1), -3 (1)

Offensive Opportunities

Tennessee shooting from the field (all games):

20%FG: None

30%FG: @Stan (.358), @MT (.361), GT (.380)

40%FG: @MSU (.490), UM (.486), UTC/OAK (.485), vs. SMU (.466), TROY (.463), @UGA (.455), TEX/@VU (.429), LSU (.417), ND (.409), @UNC (.403)
50%FG: LIPS (.579), TSU (.578), vs. UVa (.528)

Dee -- Fense

Opponents shooting from the field (all games):

10%FG: TSU (.189)

20%FG: LIPS (.224), vs. SMU (.263), @MT (.288)

30%FG: @UNC (.304), UTC (.306), OAK (.308), TROY (.333), UM (.346), GT (.351), TEX (.382), vs. UVa (.381), @UGA (.397)

40%FG: @MSU (.403), LSU (.406), @Stan (.424), @VU (.429)

50%FG: ND (.500)

Leading at the Break (14): @UNC, GT, OAK, vs. SMU, TEX, TROY, TSU, LIPS, LSU, @UGA, UM, @VU, @MSU, ND

Tied at the Break (1): UTC

Trailing at the Break (3): @MT, vs. UVa, @Stan



► SEC STANDINGS (THROUGH 1/20/14)

	SEC				OVERALL						
	W-L	Pct.	H	A	W-L	Pct.	H	A	N	L5	Stk
Texas A&M	5-0	1.000	3-0	2-0	15-4	.789	10-0	4-1	1-3	5-0	W8
South Carolina	5-1	.833	3-0	2-1	17-2	.894	11-0	6-1	0-1	4-1	W1
Vanderbilt	5-1	.833	3-0	2-1	16-3	.842	11-1	5-2	0-0	4-1	W4
Tennessee	3-2	.600	1-1	2-1	14-4	.778	8-2	4-2	2-0	3-2	L1
Florida	3-2	.600	2-1	1-1	13-5	.722	9-2	3-2	1-1	3-2	L2
Kentucky	3-2	.600	1-1	2-1	15-3	.833	8-2	6-1	1-0	3-2	W2
LSU	3-2	.600	1-1	2-1	14-4	.778	8-1	4-3	2-0	3-2	L1
Auburn	2-3	.400	0-3	2-0	11-7	.611	6-3	3-3	2-1	2-3	L1
Missouri	2-3	.400	1-2	1-1	13-5	.722	9-2	3-3	1-0	2-3	L2
Arkansas	2-4	.333	1-2	1-2	15-4	.789	11-2	2-2	2-0	2-3	W1
Georgia	2-4	.333	1-2	1-2	14-5	.736	10-2	3-3	1-0	2-3	W2
Alabama	1-4	.200	1-2	0-2	8-10	.444	6-3	0-6	2-1	1-4	L2
Mississippi State	1-4	.200	0-2	1-2	14-5	.736	9-2	3-2	2-1	1-4	L3
Ole Miss	0-5	.000	0-2	0-3	9-10	.473	7-3	2-5	0-2	0-5	L5

Polls, which came out Oct. 25-29.

■ The Lady Vols received one first-place vote in the USA TODAY poll.

■ A year ago, UT entered the campaign ranked 20th by Associated Press and 16th by the coaches.

■ Tennessee finished the 2012-13 campaign ranked 10th by AP and 9th by USA TODAY.

OTHER PRESEASON PREDICTIONS

■ The Lady Vols were ranked third in Charlie Creme's espnW.com 2013-14 preseason top 25, the first poll to come out back on April 18, 2013.

■ UT was sixth in Lindy's Sports Annuals Preseason Top 25.

■ Tennessee was picked by both the coaches and media to win the 2014 SEC title.

■ Senior Meighan Simmons was projected by the coaches and media as the 2014 SEC Player of the Year, and she and sophomore Bashaara Graves were chosen by both groups to make the All-SEC First-Team.

■ Lindy's named Simmons a second-team preseason All-American, while rookie Mercedes Russell as a third-team selection and the pick to win national freshman of the year.

WARLICK ERA STARTING STRONG

■ What a difference a year makes, as Holly Warlick entered her second campaign as head coach at Tennessee with a successful season under her belt and no lingering questions about the future of the program.

■ Rather than being picked to finish as low as fifth in the Southeastern Conference and 20th nationally in the preseason polls, as they were last year, the Lady Vols have been projected by the media to win another conference title and were ranked fourth in both the A.P. and USA TODAY preseason polls.

■ Warlick led the Lady Vols to a 27-8 record, an SEC regular season championship and an NCAA Elite Eight appearance during her first year at the helm of the Big Orange in 2012-13.

■ The Women's Basketball Coaches Association (WBCA) voted Warlick as its Spalding Maggie Dixon Division I Rookie Coach of the Year and bestowed that honor on the UT skipper at the organization's annual convention in New Orleans in April 2013.

■ The league's coaches and the Associated Press chose Warlick as 2013 SEC Women's Basketball Coach of the Year.

■ Members of the Tennessee Sports Writers Association selected Warlick as their

2013 TSWA Women's Basketball Coach of the Year.

GRIND FOR NINE

■ The Lady Vols have adopted the slogan and hashtag #GrindFor9 this season, signifying their quest for the program's ninth NCAA Championship.

■ The team equates grinding with rising early and staying late, getting dirty and going the extra mile in pursuit of NCAA trophy No. 9.

■ This year's NCAA Final Four is being held in the Volunteer State, taking place April 6 & 8, 2014, at Bridgestone Arena in Nashville.

■ According to MapQuest, Bridgestone Arena is 180 miles from UT's Thompson-Boling Arena.

■ The Lady Vols opened the season heading west on I-40 to Murfreesboro in middle Tennessee and hope to be heading west on 40 in April, to the Final Four in Nashville.

STANDARD, COIN ARE REMINDERS

■ A plated steel standard, forged and ground into the shape of the state of Tennessee, serves as an everyday reminder to the Lady Vol players and staff about their commitment to do what it takes to make it to Nashville and compete for an NCAA title.

■ Special coins, which list the program's eight NCAA titles, were. Before each game, players will be given a coin, and if they agree to provide their maximum effort for the team to win No. 9, they will put the coin in a bucket resembling a basketball goal.

LOADS OF STARTING EXPERIENCE

■ Tennessee returns three full-time starters in 5-9 senior guard Meighan Simmons (16.8 ppg.), 5-7 junior guard Ariel Massengale (7.9 ppg., 4.5 apg.) and 6-2 sophomore forward Bashaara Graves (13.2 ppg., 8.0 rpg.).

■ Isabelle Harrison, a 6-3 junior center (9.5 ppg., 7.5 rpg.), and 6-2 junior forward Cierra Burdick (8.4 ppg., 6.6 rpg.) were part-time starters a year ago, getting the nod for the opening tip 17 and 16 times, respectively.

■ Andraya Carter, a 5-9 redshirt freshman (5.3 ppg., 1.6 rpg.), got seven games' worth of experience in 2012-13, including five as a starter, before suffering an injury to her right shoulder requiring season-ending surgery.

■ Jasmine Jones, a 6-2 sophomore forward (4.7 ppg., 3.9 rpg.), and 6-3 sophomore center Nia Moore (2.8 ppg., 1.9 rpg.) also return with plentiful experience as reserves.

OREGON DUO JOINS PROGRAM

■ Tennessee signed three players last November during the fall signing period, with two players joining the squad during the second session of summer school.

■ Both of those players hail from Oregon.

■ Mercedes Russell, is a 6-6 center from Springfield, while Jordan Reynolds is a 5-11 guard from Portland.

■ Russell was the 2013 Gatorade National Girls Player of the Year and rated the No. 1 player in the nation by ESPNU/HoopGurlz.

■ Reynolds was the nation's No. 42 player and No. 10 guard, according to ESPNU/HoopGurlz.

■ Tennessee's third signee was Jannah Tucker, the No. 8 player and No. 5 guard on the ESPNU/HoopGurlz list, but she did not enroll in school due to personal reasons.

EVERY BIT OF 6-FOOT-6

■ Freshman Mercedes Russell is the seventh player in Lady Vol history to stand 6-foot-5 or taller, and just the third to measure 6-6.

■ Russell follows in the footsteps of 6-6 Lady Vols Vonda Ward (6.7 pts./5.6 rebs., 1991-95) and Kelly Cain (8.6 pts./6.2 rebs., 2007-11).

■ Other Lady Vols standing 6-5 or more include Cindy Noble (15.2 pts./7.1 rebs., 1978-81), Tammy Larkey (4.8 pts./3.6 rebs., 1981-83), Michelle Snow (10.9 pts./6.5 rebs./1998-2002) and Ashley Robinson (7.0 pts., 5.1 rebs., 2000-04).

SIMMONS, GRAVES DECORATED

■ Meighan Simmons returns after a junior season that saw her named 2013 SEC Co-Player of the Year by the league's coaches, while Bashaara Graves is back after being named SEC Freshman of the Year by the coaches and SEC Newcomer of the Year by the Associated Press.

■ Simmons was a first-team All-SEC selection by both the coaches and AP.

■ She earned third-team All-America accolades by the Associated Press and Full Court.

■ Graves, meanwhile, was a first-team All-SEC choice by the coaches and a second-team pick by AP.

■ She also was named Full Court National Freshman of the Year and a first-team Full Court Freshman All-American.

■ Both were WBCA honorable mention All-Americans.

PRESEASON AWARDS LISTS

■ Bashaara Graves and Meighan Simmons have been named to the 25-player "Wade Watch" list by the WBCA.

■ Now in its 37th year, The Wade Trophy is named in honor of the late, legendary three-time national champion Delta State University coach Lily Margaret Wade.

■ Regarded as "The Heisman of Women's Basketball," the award is presented annually to the NCAA Division I Player of the Year by the National Association of Girls and Women in Sport (NAGWS) and the WBCA.

■ Simmons was a finalist for last year's Wade Trophy as well as the Naismith and Wooden Awards.

■ Both players also were named to the John R. Wooden Award Preseason Top 30 on Oct. 24.

■ Created in 1976, the John R. Wooden Award is the most prestigious individual honor in college basketball. It is bestowed



upon the nation's best player at an institution of higher education who has proven to his or her university that he or she is making progress toward graduation and maintaining a minimum cumulative 2.0 GPA.

■ Simmons and freshman Mercedes Russell were named second- and third-team honorees on the Lindy's preseason All-America team, and Russell was projected as the magazine's Freshman of the Year.

LADY VOLS HAVE WON 33 TITLES

■ With its SEC regular-season title in 2012-13, UT claimed its 33rd all-time SEC trophy.

■ The Lady Vols have won 17 SEC regular-season championships, including three in the past four seasons.

■ UT has 16 league tournament titles to its credit, including three straight from 2010-12.

■ Since 1985, there have been only five seasons where Tennessee didn't win at least a regular season or tournament title. Those were 1986, 1987, 1991, 1997 and 2009.

■ The Lady Vols have swept SEC regular-season and tournament championships on eight occasions. Those years were 1980, 1985, 1994, 1998, 1999, 2000, 2010 and 2011.

■ Tennessee stands first in regular season and tournament titles in conference history with Georgia ranking second with seven regular season trophies and Vanderbilt standing sixth in tourney hardware with six pieces.

SIX MCDONALD'S ALL-AMERICANS

■ Tennessee has six McDonald's All-Americans on the 2013-14 roster.

■ Veterans of the McDonald's All-American Game include Cierra Burdick, Bashaara Graves, Ariel Massengale, Meighan Simmons, Jordan Reynolds and Mercedes Russell.

■ Russell (16 pts., 12 rebs.) and Reynolds (10 pts., 11 rebs.) each recorded double-doubles for points and rebounds for the victorious West squad during the 2013 McDonald's contest, with Russell being named MVP.

■ Tennessee has had 23 McDonald's All-Americans on its roster through the years.

GRAVES, MASSENGALE CLAIM GOLD

■ Bashaara Graves and Ariel Massengale represented their country over the summer in international competition, and both came away with their fourth career gold medals with USA Basketball.

■ Massengale was a member of the USA World University Games team, averaging 4.0 points and 2.5 assists for a team that went 6-0 and struck gold in Kazan, Russia.

■ Graves played on the USA U19 squad that captured gold at the 2013 U19 Championships in Lithuania, starting all nine contests as the Americans went undefeated.

■ She averaged 8.4 points and 6.2 rebounds, and led the team with a .592 field goal percentage.

LADY VOLS A POPULAR TV DRAW

■ Tennessee has 23 games slated for television this year, including eight games on the ESPN family of networks.

■ All 16 Big Orange SEC contests will be televised, and every road game except the season opener at Middle Tennessee (carried by local station) and the two games in the Junkanoo Jam will be carried by at least a regional television network.

■ There were five non-televised home games (vs. Carson-Newman, Chattanooga,

Oakland, Tennessee State and Lipscomb) that were live streamed on UTSports.com, free of charge.

▶ LOOKING BACK TO 2012-13

SUCCESSFUL TRANSITION FOR UT

■ Tennessee executed a successful hand-off of leadership between legendary skipper Pat Summitt and first-year head coach Holly Warlick in 2012-13, managing to keep the program on track toward reaching its annual goals.

■ After a first-game loss to Chattanooga, Warlick righted the ship and directed Tennessee toward a 27-8 overall record and a 14-2 mark in league play.

■ Ranked 20th in the first AP poll of the season, Tennessee dropped to 24th briefly before climbing as high as No. 8 and then winding up the campaign at No. 10.

LADY VOLS WIN 17TH SEC TROPHY

■ In Warlick's first season at the helm, she led her troops to the SEC regular season championship, becoming only the second coach to accomplish that feat.

■ Tennessee clinched the crown on its home floor, knocking off No. 13/15 Texas A&M, 82-72, on Feb. 28, 2013.

■ The Lady Vols won the league crown on "Senior Night" at Thompson-Boling Arena, no less, with Kamiko Williams scorching the nets for a career-high 18 points and contributing seven rebounds and three assists in her finest hour and final regular-season game.

■ The title was the 17th in program history and the third in the past four seasons.

LADY VOLS FALL IN REGIONAL FINAL

■ At the beginning of the season, no one expected Tennessee to contend for a berth in the NCAA Final Four, and yet the Lady Vols came within one win of punching their ticket to New Orleans.

■ After defeating Oral Roberts (83-62) and Creighton (68-52) in Knoxville, and Oklahoma (74-59) in the Sooner State's capital city, Tennessee fell, 86-78, to Louisville in the OKC Regional Final game on April 2, 2013.

■ Seniors Taber Spani and Kamiko Williams scored 20 and 12 points, respectively, in their final game donning Lady Vol uniforms.

■ Both seniors were named to the All-OKC Regional Team.

■ It marked the third-straight campaign where the Big Orange's season came to an end in that round.

■ In its 26th appearance in the NCAA Elite Eight, UT fell to 18-8 all-time in those contests and saw its record in regional play go to 44-13.

■ After beating Oklahoma in the regional semifinal, UT stands 26-5 in Sweet 16 play.

RECOGNITION FOR LADY VOLS

■ Meighan Simmons was named the 2013 SEC Co-Player of the Year by the coaches.

■ Simmons also was a first-team All-SEC selection by both the coaches and AP.

■ Bashaara Graves was named SEC Freshman of the Year by the coaches and SEC Newcomer of the Year by AP.

■ Graves also was a first-team All-SEC choice by the coaches and a second-team pick by AP.

■ Senior Taber Spani was named to the SEC All-Tournament Team and the SEC Community Service Team and was a Brad Davis SEC Community Service Post-Graduate Scholarship Nominee, earning \$5000.

ALL-AMERICA HONORS

■ Meighan Simmons earned third-team All-America accolades by AP and Full Court.

■ Bashaara Graves was named Full Court National Freshman of the Year and a first-team Full Court Freshman All-American.

■ Both were WBCA honorable mention All-Americans.

2013 COACH OF THE YEAR

■ Holly Warlick was honored by several organizations as coach of the year in 2012-13.

■ The WBCA membership voted Warlick the Spalding Maggie Dixon Division I Rookie Coach of the Year.

■ League coaches chose her as the SEC Women's Basketball Coach of the Year.

■ The Associated Press also selected the UT skipper as SEC Coach of the Year.

■ She was named Tennessee Sports Writers Association (TSWA) Women's Basketball Coach of the Year.

■ Warlick also drew notice at UT's postseason awards banquet known as the Volscars, earning Women's Team Coach of the Year.

UT TOPS ATTENDANCE LIST AGAIN

■ Tennessee averaged a nation-leading 11,390 fans per game at Thompson-Boling Arena in 2012-13.

■ The Lady Vols have led the nation in attendance the past 10 years and in 18 of the past 22 seasons.

■ During the past 35 years, nearly nine million fans (8,798,141) have watched the Lady Vols play basketball, including almost five million (4,905,912) at home.

PLAYERS HONORED IN CLASSROOM

■ Five Lady Vols were recognized by the Southeastern Conference for their work in the classroom.

■ Cierra Burdick, Isabelle Harrison and Taber Spani were named to the SEC Winter Academic Honor Roll.

■ Andraya Carter and Bashaara Graves earned membership on the SEC First-Year Academic Honor Roll.

■ Spani was named to the Capital One Academic All-District 3 squad.

■ Spani received the Chancellor's Citation for Outstanding Scholarship.

SPANI, WILLIAMS GO OUT STRONG

■ Taber Spani and Kamiko Williams rose to the occasion as Tennessee seniors most always do, helping their team and the program weather a time of uncertainty.

■ Spani, whose career had been plagued by injuries, brought her lunch pail to every practice and game, working tirelessly to produce the finest season of her career.

■ Spani scored a career-best 11.1 points per contest to rank third on the team and averaged 4.5 rebounds to boot.

■ She shot .855 from the free throw line and .446 from the three-point line.

■ Spani delivered one of Tennessee's finest performances of the season, knocking down 33 points vs. Texas A&M in the SEC Tournament semifinals.

■ Williams, meanwhile, averaged a career-best 7.4 points per outing and added 4.2 rebounds, 2.5 assists and 1.6 steals per contest.



▶ HEAD COACH HOLLY WARLICK



■ THE WARLICK FILE

Born: June 11, 1958

Education:

Bearden High School (Knoxville, Tenn.), '76
B.S., Tennessee, '81
M.S., Virginia Tech, '83

Playing Career:

University of Tennessee (1976-80): three-time All-American, Women's Basketball Hall of Fame inductee, 1980 Olympic Team, first player at UT to have her jersey (#22) retired

For more than three decades, Holly Warlick has been instrumental in the phenomenal success of the Tennessee Lady Vols. Her impact on the program stretches from her ground-breaking days as a three-time All-America point guard at UT (1976-80), to her 27 highly-productive years as a loyal assistant for Hall of Fame coach Pat Summitt, to her ascension to the head coaching position at UT.

Vice Chancellor/Director of Athletics Dave Hart named Warlick head coach on April 18, 2012, as Summitt stepped into the role of head coach emeritus. In a touching and symbolic gesture the following day at a press conference announcing the changes, Summitt gave her coaching whistle to her long-time aide and former floor general.

Warlick proved beyond a shadow of a doubt that she was up to the task with her debut effort in 2012-13. Despite having a young, inexperienced team that was picked to finish as low as fifth in the SEC and 20th nationally, the first-year head coach impressively directed her troops to a 27-8 overall record and a 14-2 mark in league play. That effort earned Tennessee its 17th all-time SEC regular season title, and it enabled a team that saw injuries force players to miss a combined total of 53 games to advance to the NCAA Elite Eight for the 26th time in school history.

Improvement demonstrated by players not only translated into wins on the court, it also resulted in postseason attention. Meighan Simmons was named a third-team A.P. All-American, SEC Co-Player of the Year and first-team All-SEC. Bashaara Graves was chosen a Full Court Freshman All-American, SEC Freshman of the Year and first-team All-SEC. Kamiko Williams, meanwhile, was taken in the second round of the WNBA Draft by the New York Liberty.

Warlick also was singled out for her performance, which included a top-three recruiting class complete with the nation's No. 1-ranked player in 6-foot-6 Mercedes Russell. The members of the WBCA named her the Spalding Maggie Dixon Division I Rookie Coach of the Year. She was selected by the A.P. and league coaches as the SEC Women's Basketball Coach of the Year, and members of the Tennessee Sports Writers Association also chose her as TSWA Women's Basketball Coach of the Year.

After Warlick helped shape the direction of Lady Vol basketball as an assistant on Summitt's staff for more than a quarter of a century, the pupil took on greater responsibility and oversaw daily supervision of the basketball office during the 2011-12 season. She also handled a large measure of the media obligations after Summitt's Aug. 23, 2011, announcement regarding the diagnosis of early onset dementia, "Alzheimer's type."

Providing an excellent example of how people rally around each other, the Tennessee staff members pulled together remarkably in the face of that adversity. The end result was a 27-9 overall record, a league-best 16th SEC Tournament Championship and advancement to the NCAA Regional Final.

It's worth noting that Warlick was by Summitt's side, either as a player or an assistant, for 949 of the coach's NCAA-record 1,098 wins and all eight NCAA National Championships. Her value to the program has been evident for some time, as she had held the role of associate head coach since the 2005-06 campaign.

The WBCA also had recognized Warlick's contributions to Tennessee's success through the years, naming Warlick the nation's top assistant coach after she helped lead UT to its seventh national title in 2007. The NCAA Division I women's basketball coaches also recognized Warlick as one of the nation's top assistants in 1998, ranking her prominently in The Women's Basketball Journal poll.

In addition to the NCAA title and coaching honor in 2007, Warlick also teamed up for the first time with former fellow Lady Vol player and assistant Nikki Caldwell, the current head coach at LSU, to pursue her other passion. That pursuit is riding a motorcycle and raising money for the fight against breast cancer.

Warlick and Caldwell created the Champions For A Cause Foundation, a long haul motorcycle ride dedicated to raising funds and awareness for a cure for breast cancer. The charitable organization has raised and donated more than \$150,000. Past trips include the inaugural ride from San Francisco to Knoxville as well as trips from the Badlands to Las Vegas and from Knoxville to Key West, Fla., New Orleans, Niagara Falls and, most recently in 2013, Panama City, Fla.

On Feb. 10, 2008, Warlick and Caldwell presented a \$10,000 check to the late N.C. State Head Coach Kay Yow and the Kay Yow/WBCA Cancer Fund. At Tennessee's "Live Pink, Bleed Orange" game vs. Vanderbilt on Feb. 17, 2013, three checks worth \$15,000 were presented by Champions for a Cause to the UT Breast Health Outreach Program, Kay Yow Cancer Foundation and the Brady James Foundation to help raise money for breast cancer research.

Head coach Holly Warlick also presented a special pink basketball to her sister, Marion Ferrill, prior to the start of that game. Ferrill was diagnosed with breast cancer in the fall of 2012 and was pronounced cancer free on Sept. 30 after undergoing surgery shortly after her diagnosis.

With all of her accomplishments in coaching and in her charitable endeavors it might be easy to overlook the fact that Warlick left just as powerful a mark on women's hoops as a player at UT. It doesn't seem that long ago that the charismatic Knoxville native was flying up and down the court as an All-America Lady Vol point guard.

For more than three decades, Warlick has been considered the finest point guard ever to play for the Lady Vols. In addition to being selected to the CONVERSE/Lady Vol Team of the Decade for the 1980s in January of 1994, five different halls of fame opened their doors to her.

On Feb. 27, 2004, she was inducted into the Tennessee Sports Hall of Fame. In October 2002, she became a member of the University of Tennessee Lady Vol Hall of Fame in the second class of inductees. In June 2001, the Women's Basketball Hall of Fame selected Warlick as one of 10 inductees enshrined into the Hall for the Class of 2001. For the hometown girl, who grew up in the Rocky Hill section of Knoxville and graduated from Bearden High School, it was a dream-come-true.

In the summer of 1994, Warlick gained admission to her first hall of fame. She was honored as one of the City of Knoxville's finest all-time athletes with her inclusion in the Greater Knoxville Sports Hall of Fame.

Including the 2012-13 season, Warlick has invested 32 years in the program, having helped shape UT into a national powerhouse with tenure as both a player and a coach. Warlick's expertise and major contributions to the team as an assistant came from her work with the guards. In 2010-11, Simmons was the SEC Rookie of the Year, and guard Shekinna Stricklen was the 20th Lady Vol named to the WBCA/State Farm All-America Team.

Additionally, Warlick has been a highly-successful recruiter for the backcourt, attracting some of the nation's finest players to UT to continue the excellence she helped establish as a player. The Lady Vols welcomed another top flight guard to the Orange and White for 2010-11 when she landed McDonald's All-American Ariel Massengale.

As a rookie in 2011-12, Massengale lived up to her billing, earning Full Court Freshman All-America and SEC All-Freshman Team honors. The point guard posted a UT freshman record of 162 assists, ranking second in the SEC in that category, and leading the conference in assist-to-turnover ratio at 2.1.

Warlick's tutelage also helped to strengthen the game of four-time All-SEC selection Angie Bjorklund, Kodak All-American and four-time Lady Vol All-SEC performer Kara Lawson and three-time All-SEC selection Shanna Zolman. That trio accounts for the school records for most of UT's three-point marks.

Warlick's association with the Lady Vols started in 1976 when she joined the program as a scholarship 400-meter track athlete who ended up walking on to the basketball team. Soon, she would become the most prolific player in the history of Tennessee Lady Vol basketball.

Warlick was the first player in Tennessee athletics (men or women) to have her jersey retired (number 22) at the end of her career in 1980. Bearden, her prep alma mater in Knoxville, retired Warlick's high school jersey (also No. 22) prior to a home football game on Oct. 26, 2012.

Known as a play-making wiz during her four years as UT's point guard, Warlick was once tabbed the "best player in the South." As a rookie, Warlick helped lead the Lady Vols to their

first Final Four appearance in school history in 1977. She had no trouble adjusting her enthusiasm and knowledge of the game into the coaching role.

In 19 of the past 32 years Warlick has been affiliated with UT, she has found herself at the Final Four as a player (1977, 1979, 1980) or as a coach (1986, 1987, 1988, 1989, 1991, 1995, 1996, 1997, 1998, 2000, 2002, 2003, 2004, 2005, 2007 and 2008). Her best Final Four showing as a player was national championship runner-up in her senior season. As a coach, she has helped the Lady Vols grab the brass ring all eight times (1987, 1989, 1991, 1996, 1997, 1998, 2007 and 2008).

A three-time All-American while playing for Summitt from 1976-80, Warlick previously held UT records for most assists in a game (14), most steals in a contest (nine), most assists in a season (225) and most games in a career (142). She continues to hold the Lady Vol single-season steals record with 141 in 1978-79.

Warlick possesses vast international experience as well. A member of the 1980 U.S. Olympic basketball team, Warlick also participated in the Jones Cup, Pan American Games and World Championship competition. In addition, she was a WPBL All-Star, leading the Nebraska Wranglers to the championship of the Women's Professional Basketball League in 1981. She has served as a player representative on the USA BASKETBALL council and was a member of the USOC Advisory Council for Basketball.

In recognition of being a former Olympian, Warlick earned the distinct honor of running the Olympic torch through Knoxville as it made its way to the 1996 Olympic Games in Atlanta, Ga.

Prior to joining the Tennessee staff for the 1985-86 season, Warlick gained experience at two other stops on the coaching circuit. She was an assistant coach at Virginia Tech from 1981-83 and an assistant from 1983-85 at Nebraska.

A native of Knoxville, Warlick earned her B.S. in marketing from Tennessee in 1981 and her master's degree in athletic administration from Virginia Tech in 1983. Warlick added "biker" to her vitae in 2001. To commemorate her induction into the Women's Basketball Hall of Fame, a number of Warlick's friends got together and presented her with a Harley-Davidson "Sportster" motorcycle. Just six years later, Warlick already was using her love of the bike towards a greater cause, establishing the Champions For A Cause Foundation with Caldwell.

A YEAR-BY-YEAR LOOK AT WARLICK'S CAREER

SCHOOL	YEARS	RECORD
at Tennessee (player)	1976-77	28-5
	1977-78	27-4
	1978-79	30-9
	1979-80	33-5
	Totals	4 years
at Virginia Tech (assistant)	1981-82	16-12
	1982-83	13-12
	Totals	2 years
at Nebraska (assistant)	1983-84	16-12
	1984-85	10-18
Totals	2 years	26-30
at Tennessee (assistant)	1985-86	24-10
	1986-87	28-6
	1987-88	31-3
	1988-89	35-2
	1989-90	27-6
	1990-91	30-5
	1991-92	28-3
	1992-93	29-3
	1993-94	31-2
	1994-95	34-3
	1995-96	32-4
	1996-97	29-10
	1997-98	39-0
	1998-99	31-3
	1999-00	33-4
	2000-01	31-3
	2001-02	29-5
	2002-03	33-5
	2003-04	31-4
	2004-05	30-5
2005-06	31-5	
2006-07	34-3	
2007-08	36-2	
2008-09	22-11	
2009-10	32-3	
2010-11	34-3	
2011-12	27-9	
2012-13	27-8	
2013-14	14-4	
Totals	29th year	872-134
Career Totals	37th year	1045-211 (.832)

Overall record as a head coach: 41-12
Overall record as an assistant coach: 886-176
Overall record as a player: 118-23



► THE LAST TIME

LAST TIME A TENNESSEE PLAYER...

Scored 30 points Nov. 28, 2013 vs. Virginia, Meighan Simmons, 32, (UT 76, UVa 67)
 Scored 40 points Mar. 3, 1985 vs. Mississippi, Shelia Collins, 40, (UT 79, UM 71)
 Scored 50 points Nov. 13, 1976 vs. Kentucky, Patricia Roberts, 51, (UT 107, UK 53)
 Had 20 rebounds Mar. 19, 2012 vs. DePaul, Glory Johnson, 21, (UT 63, DU 48)
 Had 25 rebounds Never
 Had 10 assists Jan. 2, 2014 vs. LSU, Ariel Massengale, 12, (LSU 80, UT 77)
 Had 15 assists Mar. 6, 1988 vs. Georgia, Dawn Marsh, 18, (UT 82, UG 76)
 Made 5+ three-pointers Jan. 9, 2014 vs. Ole Miss, Ariel Massengale, 5, (UT 94, UM 70)
 Made 8 three-pointers Nov. 28, 2013 vs. Virginia, Meighan Simmons, 8, (UT 76, UVa 67)
 Made 10 three-pointers Never
 No Lady Vol scored in double figures Mar. 29, 2002 vs. Connecticut (UCONN 79, UT 56)

LAST TIME TENNESSEE...

Scored 100 points Dec. 29, 2013 vs. Lipscomb (UT 110, LU 42)
 Scored 90 points Jan. 9, 2014 vs. Ole Miss (UT 94, UM 70)
 Scored 60 points or less Feb. 24, 2013 at Arkansas (UT 60, Ark 54)
 Scored 50 points or less Jan. 21, 2010 at Georgia (UGA 53, UT 50)
 Scored 40 points or less Jan. 23, 2011 at Notre Dame (ND 72, UT 44)
 Shot 60 percent FG Dec. 17, 2011 vs. UCLA, .692 (36-52), (UT 85, UCLA 64)
 Shot 55 percent FG Dec. 29, 2013 vs. Lipscomb, .579 (44-76) (UT 110, LU 42)
 Shot 40 percent FG or lower Dec. 21, 2013 at Stanford, .358 (24-67), (SU 76, UT 70)
 Shot 30 percent FG or lower Dec. 18, 2012 at Baylor, .293 (22-75), (BU 76, UT 53)
 Shot 25 percent FG or lower Dec. 14, 2010 at Baylor, .250 (18-72), (BU 65, UT 54)
 Won 20 games in a row Dec. 19, 2010-Mar. 28, 2011 25-game streak
 Won 15 games in a row Dec. 19, 2010-Mar. 28, 2011 25-game streak
 Won 10 games in a row Nov. 8, 2013-Dec. 17, 2013 10-game streak
 Lost 3 games in a row Feb. 5, 1986-Feb. 10, 1986, 3-game streak
 Lost 5 games in a row Jan. 28, 1970-Jan. 22, 1971, 5-game streak
 Won 60 home games in a row Feb. 2, 1991-Jan. 6, 1996, 69-game streak
 Won 50 home games in a row Feb. 2, 1991-Jan. 6, 1996, 69-game streak
 Won 40 home games in a row Jan. 12, 1997-Nov. 14, 1999, 40-game streak
 Won 10 road games in a row Jan. 2, 2008-Dec. 14, 2008, 19-game streak
 Won 15 road games in a row Jan. 23, 2000-Jan. 27, 2002, 26-game streak
 Won 20 road games in a row Jan. 23, 2000-Jan. 27, 2002, 26-game streak
 Won 25 road games in a row Jan. 23, 2000-Jan. 27, 2002, 26-game streak
 Lost 3 road games in a row Jan. 24 1986-Feb. 5, 1986, 3-game streak
 Lost 5 road games in a row Jan. 25, 2009-Feb. 26, 2009, 5-game streak
 Lost consecutive SEC games Dec. 8, 1996 vs. UGA (UGA 94, UT 93, OT)-Dec. 29, 1996 at AR (AR 77, UT 75)
 Gave up 100 points Mar. 6, 1987 vs. Auburn (AU 102, UT 96)
 Gave up 90 points Feb. 9, 2012 vs. Vanderbilt (VU 93, UT 79)
 Gave up 60 points or less Nov. 29, 2013 vs. SMU (UT 87, SMU 47)
 Gave up 50 points or less Nov. 29, 2013 vs. SMU (UT 87, SMU 47)
 Gave up 40 points or less Jan. 10, 2013 vs. Missouri (UT 84, MU 39)

LAST TIME AN OPPOSING PLAYER...

Scored 30 points Dec. 21, 2013, Chiney Ogwumike, Stanford, 32, (SU 76, UT 70)
 Scored 40 points Dec. 20, 2011, Nneka Ogwumike, Stanford, 42, (SU 97, UT 80)
 Scored 50 points Never
 Had 20 rebounds Dec. 21, 2013, Chiney Ogwumike, Stanford, 20, (SU 76, UT 70)
 Had 25 rebounds Never
 Had 10 assists Feb. 9, 2012, Jasmine Lister, Vanderbilt, 13, (VU 93, UT 79)
 Had 15 assists Never
 Made 5+ three-pointers Feb. 17, 2013, Jasmine Lister, Vanderbilt, 5, (UT 83, VU 64)
 Made 8 three-pointers Dec. 21, 1992, Molly Goodenbour, Stanford, 9, (UT 84, SU 79)
 Made 10 three-pointers Never
 No opposing player scored in double figures Jan. 9, 2014 vs. Ole Miss (UT 94, UM 70)

LAST TIME AN OPPONENT...

Shot 60 percent FG Nov. 25, 2004, Texas, .604 (29-48), (UT 59, Texas 74)
 Shot 55 percent FG Feb. 9, 2012, Vanderbilt, .557 (39-70), (UT 79, VU 93)
 Shot 50 percent FG Jan. 20, 2014, Notre Dame, .500 (34-68), (JND 86, UT 70)
 Shot 40 percent FG or lower Jan. 12, 2014, Mississippi State, .403 (25-62), (UT 67, MSU 63)
 Shot 30 percent FG or lower Dec. 29, 2013, Lipscomb, .224 (15-67), (UT 110, LU 42)
 Shot 20 percent FG or lower Dec. 17, 2013, Tennessee State, .189 (14-74), (UT 94, TSU 43)



► PRESEASON HONORS

BASHAARA GRAVES, F

- John R. Wooden Award Preseason Top-30
- Wade Trophy "Wade Watch" List
- Media Preseason All-SEC First Team
- Coaches Preseason All-SEC First Team

MERCEDES RUSSELL, C

- Lindy's Preseason All-America Third Team
- Lindy's Preseason Freshman of the Year

MEIGHAN SIMMONS, G

- John R. Wooden Award Preseason Top-30
- Wade Trophy "Wade Watch" List
- Lindy's Preseason All-America Second Team
- Media Preseason SEC Player of the Year
- Coaches Preseason SEC Player of the Year
- Media Preseason All-SEC First Team
- Coaches Preseason All-SEC First Team

► IN-SEASON HONORS

BASHAARA GRAVES, F

- Naismith Trophy Early Season Watch List (11/25/13)

ARIEL MASSENGALE, G


- SEC Women's Basketball Player of the Week (11/11 - 11/18)
- NCAA Women's Basketball Player of the Week (11/11 - 11/18)
- Naismith Trophy Early Season Watch List (11/25/13)
- Juncanoo Jam All-Tournament Team (11/28-11/29)
- 2014 Nancy Lieberman Award Watch List

MERCEDES RUSSELL, C

- SEC Women's Basketball Freshman of the Week (12/23 - 12/30)

MEIGHAN SIMMONS, G

- Naismith Trophy Early Season Watch List (11/25/13)
- Juncanoo Jam Most Valuable Player (11/28-11/29)
- Juncanoo Jam All-Tournament Team (11/28-11/29)



► SUPERLATIVES

ATTENDANCE SUMMARY

	Games	Totals	Average
Home	10	114,020	11,402
Away	6	41,346	6,891
Neutral	2	1,019	509
Total	18	156,385	8,688

■ UT's RECORD WHEN...

Leading at halftime	11-3
Trailing at halftime	2-1
Tied at halftime	1-0

Leading with 10:00 remaining	13-1
Trailing with 10:00 remaining	1-3
Tied with 10:00 remaining	0-0

Leading with 5:00 remaining	14-0
Trailing with 5:00 remaining	0-4
Tied with 5:00 remaining	0-0

In Overtime	0-0
-------------	-----

Tennessee out-rebounds opponent	14-3
Tennessee is out-rebounded	0-1
Same amount of rebounds	0-0

Tennessee commits more turnovers	8-3
Opponent commits more turnovers	5-0
Same amount of turnovers	1-1

Tennessee shoots 50 percent or better	3-0
Opponent shoots 50 percent or better	0-1

Tennessee shoots 50 percent or less	11-4
Opponent shoots 50 percent or less	14-3

Tennessee shoots better than opponent	14-1
Opponent shoots better than Tennessee	0-3
Same shooting percentage	0-0

Tennessee has more free-throw attempts	8-3
Opponent has more free-throw attempts	4-1
Same amount of free-throw attempts	2-0

Tennessee bench outscores opponent bench	12-1
Opponent bench outscores Tennessee bench	1-2
Benches score the same	1-1

Tennessee scores less than 50	0-0
Tennessee scores between 50-59	0-0
Tennessee scores between 60-69	2-1
Tennessee scores between 70-79	2-3
Tennessee scores between 80-89	6-0
Tennessee scores between 90-99	2-0
Tennessee scores 100 or more	2-0

Opponent scores less than 50	3-0
Opponent scores between 50-59	3-0
Opponent scores between 60-69	5-0
Opponent scores between 70-79	3-2
Opponent scores between 80-89	0-2
Opponent scores between 90-99	0-0
Opponent scores 100 or more	0-0

In November	7-0
In December	4-1
In January	3-3
In February	0-0
In March	0-0
In April	0-0

On Monday	1-1
On Tuesday	1-0
On Wednesday	0-0
On Thursday	4-1
On Friday	2-0
On Saturday	1-1
On Sunday	5-1

Starting Lineups (listed in order of positions, 1-5)

W-L

6-0	Burdick, Graves, Harrison, Massengale, Simmons	1-1	Graves, Jones, Harrison, Massengale, Simmons
2-2	Graves, Harrison, Carter, Massengale, Simmons	1-0	Burdick, Graves, Massengale, Simmons, Carter
3-1	Jones, Harrison, Russell, Massengale, Simmons	1-0	Jones, Burdick, Harrison, Russell, Massengale

Margin of Victory/Defeat

	1	2	3	4	5	6	7	8	9	10	11-15	16-19	20-24	25+
Wins	-	-	-	1	-	-	-	-	1	1	3	1	2	5
Losses	-	-	1	-	-	1	-	-	-	-	1	1	-	-

Most First Half Points

Tennessee	62	vs. Lipscomb (12/29/13)
Opponents	41	by Notre Dame (1/20/14)

Fewest First Half Points

Tennessee	22	vs. Middle Tenn. (11/8/13)
Opponents	19	by Tennessee State (12/17/13)

Largest Halftime Lead

Tennessee	35	vs. Tennessee State (12/17/13)
Opponents	12	by Middle Tenn. (11/8/13)

Jump Balls Controlled

Tennessee	16
Opponents	2

Scored UT's First Points

Isabelle Harrison	6
Bashaara Graves	3
Meighan Simmons	3
Jasmine Jones	2
Ariel Massengale	2
Cierra Burdick	1
Mercedes Russell	1

How Scored First Points

Lay-up	9
Free Throw	5
Jump Shot	3
Free Throw (Technical)	1
3-Pointer	0

First Off UT Bench^

Andraya Carter	7
Jasmine Jones	6
Cierra Burdick	5
Bashaara Graves	2
Mercedes Russell	2
Isabelle Harrison	1
Jordan Reynolds	1

^ includes multiple subs

Points Leader*

Ariel Massengale	7
Bashaara Graves	5
Isabelle Harrison	4
Meighan Simmons	4

3-Points Leader*

Ariel Massengale	10
Meighan Simmons	10
Andraya Carter	5
Cierra Burdick	1
Jasmine Jones	1
Jordan Reynolds	1

Reb. Leader*

Isabelle Harrison	11
Cierra Burdick	5
Bashaara Graves	4
Jasmine Jones	2
Andraya Carter	1
Nia Moore	1
Mercedes Russell	1

Assists Leader*

Ariel Massengale	15
Andraya Carter	2
Jordan Reynolds	2
Bashaara Graves	1
Isabelle Harrison	1

Meighan Simmons	1
-----------------	---

Steals Leader*

Ariel Massengale	7
Meighan Simmons	5
Andraya Carter	4
Jordan Reynolds	2
Cierra Burdick	1
Bashaara Graves	1
Isabelle Harrison	1
Mercedes Russell	1

Blocks Leader*

Mercedes Russell	11
Isabelle Harrison	9
Nia Moore	4
Jasmine Jones	3
Cierra Burdick	2
Bashaara Graves	2
Andraya Carter	1

10+ Points

Isabelle Harrison	16
Meighan Simmons	14
Ariel Massengale	13
Bashaara Graves	9
Mercedes Russell	7
Cierra Burdick	6
Andraya Carter	3
Nia Moore	2
Jasmine Jones	2

15+ Points

Ariel Massengale	7
Meighan Simmons	7
Isabelle Harrison	5
Bashaara Graves	4
Mercedes Russell	1
Cierra Burdick	1

20+ Points

Ariel Massengale	3
Isabelle Harrison	2
Meighan Simmons	2
Bashaara Graves	1

30+ Points

Meighan Simmons	1
-----------------	---

10+ Rebounds

Isabelle Harrison	9
Cierra Burdick	3
Bashaara Graves	3
Jasmine Jones	2
Nia Moore	1

10+ Assists

Ariel Massengale	2
------------------	---

Most Second Half Points

Tennessee	54	vs. Troy (12/14/13)
Opponents	45	by Vanderbilt (1/12/14) by Notre Dame (1/20/14)

Fewest Second Half Points

Tennessee	24	vs. Notre Dame (1/20/14)
Opponents	13	by Lipscomb (12/29/13)

Largest Margin of Victory

Tennessee	68	vs. Lipscomb (12/29/13)
Opponents	16	by Notre Dame (1/20/14)

5+ Assists

Ariel Massengale	14
Cierra Burdick	2
Jordan Reynolds	2
Andraya Carter	1
Bashaara Graves	1
Meighan Simmons	1

5+ Steals

N/A	0
-----	---

3+ 3-Pointers

Ariel Massengale	5
Meighan Simmons	5

Double-Doubles

Isabelle Harrison	9
Bashaara Graves	3
Cierra Burdick	2
Ariel Massengale	2
Nia Moore	1

Charges Drawn

Ariel Massengale	5
Andraya Carter	3
Cierra Burdick	1
Jasmine Jones	1
Mercedes Russell	1
Meighan Simmons	1

Free Throws in Final Four Minutes^

Cierra Burdick	10-15
Andraya Carter	7-8
Bashaara Graves	8-12
Isabelle Harrison	16-22
Jasmine Jones	3-6
Ariel Massengale	17-19
Nia Moore	3-4
Mercedes Russell	3-8
Meighan Simmons	5-9

Forced 10-Second Call

vs. UTC	1
vs. LSU	1

Technical Fouls

Cierra Burdick (vs. SMU)	1
Isabelle Harrison (vs. Vanderbilt)	1
Meighan Simmons (vs. LSU)	1
Holly Warlick (vs. Virginia, vs. LSU)	2

* Includes all ties

^ Also includes all of OT





CIERRA BURDICK

Junior • 6-2 • Forward
Charlotte, N.C. • Butler H.S.

13-14 SEASON HIGHS

Points:	15 // Troy, 12/14/13
Rebounds:	11 // Middle Tenn., 11/8/13
Assists:	7 // Lipscomb, 12/29/13
Steals:	3 // Mississippi St., 1/16/14
Blocks:	3 // Ole Miss, 1/9/14
Field Goals:	6 // Lipscomb, 12/29/13
3-Pointers:	1 // Stanford, 12/21/13
Free Throws:	7 // Troy, 12/14/13
Minutes:	31 // Chattanooga, 11/14/13*

*Indicates most recent high

CAREER HIGHS

Points:	16 // Georgia Tech, 11/11/12
Rebounds:	14 // Texas A&M, 2/28/13
Assists:	9 // Old Dominion, 12/28/11
Steals:	3 // Mississippi St., 1/16/14*
Blocks:	4 // Kentucky, 3/3/13
Field Goals:	7 // Texas, 12/16/12
3-Pointers:	3 // Georgia Tech, 11/11/12
Free Throws:	7 // Troy, 12/14/13*
Minutes:	33 // LSU, 2/7/13

SEC HIGHS

Points:	15 // Texas A&M, 2/28/13*
Rebounds:	14 // Texas A&M, 2/28/13
Assists:	3 // Ole Miss, 1/9/14*
Steals:	3 // Mississippi St., 1/16/14
Blocks:	4 // Kentucky, 3/3/13
Field Goals:	5 // Miss. State, 2/16/12*
3-Pointers:	1 // Kentucky, 3/3/13*
Free Throws:	5 // Texas A&M, 2/28/13
Minutes:	33 // LSU, 2/7/13*

NCAA HIGHS

Points:	13 // Oklahoma, 3/31/13*
Rebounds:	8 // Oral Roberts, 3/23/13
Assists:	2 // Creighton, 3/25/13
Steals:	2 // Oklahoma, 3/31/13
Blocks:	2 // DePaul, 3/19/12
Field Goals:	5 // Oral Roberts, 3/23/13
3-Pointers:	1 // Oral Roberts, 3/23/13
Free Throws:	5 // Oklahoma, 3/31/13
Minutes:	23 // Oklahoma, 3/31/13

PRODUCTION TRACKER

	2013-14	Career
Had a Double-Double	2	8
Scored 10+ Points	6	22
Scored 20+ Points	-	-
Led UT in Scoring	-	1
Led UT in 3-pt Made	1	3
Led UT in Rebounding	5	15
Led UT in Steals	2	4
Made 3+ 3-pt	-	1
Had 3+ Steals	1	4

2013-14

- Led the team in rebounding and steals, matching her career-high with three snags against Mississippi State.
- Notched her sixth game this season in double figures as she picked up 11 points against Vanderbilt.
- Brought down nine rebounds and added seven points with three blocks in UT's 94-70 win against Ole Miss.
- Recorded her second double-double this year with 13 points and 10 rebounds while dishing out seven assists against Lipscomb.
- Sank her first three of the season at Stanford.
- Registered three-straight double figure scoring outings against Texas (10 pts.), Troy (15 pts.) and Tennessee State (12 pts.).
- Against Troy on Dec. 14, earned her first double-double this season and seventh of her career as she put up a season-high 15 points and grabbed 10 boards.
- Hit four of eight shots and contributed a season-best 10 points and six rebounds in come-from-behind win over Virginia at the Junkanoo Jam on Nov. 28.
- Recorded nine rebounds against home-state North Carolina Tar Heels.
- Tallied the most rebounds in Tennessee's season-opener at Middle Tennessee with 11, her seventh career game with rebounds in double digits.
- Started in the lone exhibition game against Carson-Newman and tallied 12 points with eight rebounds, four assists, three blocks and three steals.

AT TENNESSEE

- Averaged 8.4 points and 6.6 rebounds last season, playing in 27 games and starting 16 of them.
- Was a presence on the boards, leading Tennessee in rebounding on nine occasions and hitting double figures six times.
- Had five double-doubles and scored in double figures 11 times.
- Missed eight games after fracturing the fourth metacarpal in her shooting hand on Dec. 31.
- 19/19 Texas A&M that clinched the SEC regular-season title.
- Two-time SEC Academic Honor Roll member.

PERSONAL

- Created a community outreach program with other UT student-athletes called "DREAM" team.
- Had open heart surgery (ASD repair) when she was two years old.
- Her great grandfather, Lloyd Burdick, played tackle for the NFL's Chicago Bears with Red Grange and Bronko Nagurski in 1931-32.
- Cierra is majoring in communications and would like to pursue a career in broadcast journalism.
- Cierra's Twitter handle is @C_Burdick11.

2013-14 GAME-BY-GAME STATS

OPPONENT	DATE	MIN	FG-FGA	PCT	3FG-FGA	PCT	FT-FTA	PCT	OR	DR	TR	PF-FO	A	TO	BLK	STL	PTS
*at Middle TN	11/8/13	31	3-13	.231	0-1	.000	0-0	.000	4	7	11	4-0	2	2	0	1	6
*at UNC	11/11/13	26	4-13	.308	0-2	.000	0-0	.000	4	5	9	5-1	5	4	1	1	8
*Chattanooga	11/14/13	31	0-4	.000	0-1	.000	0-0	.000	3	5	8	1-0	1	1	0	0	0
*Georgia Tech	11/17/13	24	2-9	.222	0-0	.000	3-4	.750	2	6	8	2-0	0	0	0	1	7
*Oakland	11/24/13	23	3-8	.375	0-0	.000	2-2	1.000	1	5	6	2-0	3	1	0	0	8
*vs. Virginia	11/28/13	28	4-8	.500	0-2	.000	2-2	1.000	1	5	6	2-0	0	2	0	0	10
vs. SMU	11/29/13	24	3-11	.273	0-2	.000	0-0	.000	1	6	7	3-0	2	0	1	1	6
Texas	12/8/13	28	3-7	.429	0-0	.000	4-7	.571	2	6	8	1-0	1	2	0	1	10
Troy	12/14/13	23	4-11	.364	0-0	.000	7-8	.875	4	6	10	4-0	3	6	0	0	15
*Tenn. State	12/17/13	23	5-9	.556	0-0	.000	2-2	1.000	0	4	4	3-0	2	0	1	2	12
at Stanford	12/21/13	15	2-3	.667	1-1	1.000	0-0	.000	2	1	3	5-1	3	1	0	0	5
Lipscomb	12/29/13	26	6-14	.429	0-0	.000	1-1	1.000	4	6	10	0-0	7	1	0	2	13
LSU	1/2/14	19	0-3	.000	0-0	.000	0-0	.000	2	4	6	2-0	1	2	0	0	0
at Georgia	1/5/14	16	0-2	.000	0-0	.000	0-0	.000	0	2	2	4-0	1	3	0	0	0
Ole Miss	1/9/14	27	3-9	.333	0-0	.000	1-2	.500	3	6	9	1-0	3	2	3	0	7
at Vanderbilt	1/12/14	24	4-8	.500	0-0	.000	3-5	.600	2	3	5	3-0	0	1	0	1	11
*at Miss. State	1/13/14	29	4-10	.400	0-0	.000	1-2	.500	2	3	5	4-0	1	1	0	3	9
Notre Dame	1/20/14	17	2-8	.250	0-0	.000	1-3	.333	3	1	4	1-0	1	0	0	0	5
Florida	1/23/14																
at Texas A&M	1/26/14																
Arkansas	1/30/14																
at Alabama	2/2/14																
at Ole Miss	2/6/14																
Vanderbilt	2/10/14																
Kentucky	2/13/14																
Auburn	2/20/14																
at Missouri	2/23/14																
at LSU	2/27/14																
South Carolina	3/2/14																

* indicates game started

CAREER STATS

Season	GP-GS	MIN/MPG	FGs	FG Pct	3FGs	3FG Pct	FTs	FT Pct	O-D-Reb	RPG	PF-FO	Asst	TO	Blk	Stl	Pts	PPG
11-12	36-3	485/13.5	63-136	.463	4-12	.333	35-46	.761	33-68-101	2.8	45-0	34	40	21	10	165	4.6
12-13	27-16	657/24.3	86-190	.453	6-17	.353	49-64	.766	68-111-179	6.6	71-1	41	53	21	23	227	8.4
13-14	18-8	434/24.1	52-150	.347	1-9	.111	27-38	.711	40-81-121	6.7	47-2	36	29	6	13	132	7.3
Totals	81-27	1576/19.5	201-476	.422	11-38	.289	111-148	.750	141-260-401	5.0	163-3	111	122	48	46	524	6.5





ANDRAYA CARTER

Redshirt Freshman • 5-9 • Guard
Flowery Branch, Ga. • Buford H.S.

14

13-14 SEASON HIGHS

Points:	14 // Ole Miss, 1/9/14
Rebounds:	7 // Tenn. State, 12/17/13
Assists:	6 // Troy, 12/14/13
Steals:	3 // Vanderbilt, 1/12/14*
Blocks:	1 // LSU, 1/2/14*
Field Goals:	6 // Ole Miss, 1/9/14
3-Pointers:	2 // Ole Miss, 1/9/14*
Free Throws:	4 // Middle Tenn., 11/8/13
Minutes:	26 // Stanford, 12/21/13*

*Indicates most recent high

CAREER HIGHS

Points:	16 // Miami, 11/18/12
Rebounds:	7 // Tenn. State, 12/17/13
Assists:	6 // Troy, 12/14/13
Steals:	4 // Alcorn State, 11/25/12
Blocks:	1 // LSU, 1/2/14*
Field Goals:	6 // Ole Miss, 1/9/14
3-Pointers:	4 // Miami, 11/18/12
Free Throws:	4 // Middle Tenn., 11/8/13*
Minutes:	36 // Georgia Tech, 11/11/12

SEC HIGHS

Points:	14 // Ole Miss, 1/9/14
Rebounds:	6 // Ole Miss, 1/9/14
Assists:	2 // Georgia, 1/5/14
Steals:	3 // Vanderbilt, 1/12/14
Blocks:	1 // LSU, 1/2/14
Field Goals:	6 // Ole Miss, 1/9/14
3-Pointers:	2 // Ole Miss, 1/9/14*
Free Throws:	2 // Georgia, 1/5/14
Minutes:	25 // LSU, 1/2/14

NCAA HIGHS

Points:	-
Rebounds:	-
Assists:	-
Steals:	-
Blocks:	-
Field Goals:	-
3-Pointers:	-
Free Throws:	-
Minutes:	-

PRODUCTION TRACKER

	2013-14	Career
Had a Double-Double	-	-
Scored 10+ Points	3	4
Scored 20+ Points	-	-
Led UT in Scoring	-	-
Led UT in 3-pt Made	5	6
Led UT in Rebounding	1	1
Led UT in Steals	3	4
Made 3+ 3-pt	1	1
Had 3+ Steals	2	3

2013-14

- Put up a season-best 14 points while sinking a career-high six field goals against Ole Miss.
- Led the team in steals with two against Stanford while also adding seven points.
- Against Tennessee State, brought down a career-high seven rebounds and added seven points.
- Dished out a career-best six assists against Troy on Dec. 14.
- Grabbed a season-high and team-best three steals against Texas.
- Started her first game of the season against SMU in the Junkanoo Jam in Freeport, Bahamas. Prior to that, she typically was the first player off the bench.
- Had a strong defensive impact in the SMU game, guarding top player Keena Mays and preventing her from her usual 20+ point game.
- Carter provides a spark on both ends of the floor for the Lady Vols.
- Hit two three-pointers to help Tennessee card a total of eight vs. North Carolina and finished with 10 points vs. the Tar Heels.
- Came off the bench at Middle Tennessee to sink the most threes on the team (2) and was a perfect 4-for-4 on free throws.
- Was 2-for-4 on field goals against exhibition opponent Carson-Newman, with nine points, seven rebounds, two assists, three blocks and two steals.

AT TENNESSEE

- Started the first five games and played in seven contests as rookie before redshirting due to injury.
- Injured her right shoulder vs. Miami and later re-injured it vs. Middle Tennessee and North Carolina.
- Had surgery on that shoulder on Dec. 13 to repair a labral tear and missed remainder of the season.
- Became the 17th freshman to start her first career game as a Lady Vol, notching four points, two rebounds and two steals in 17 minutes against Chattanooga.
- Had four assists, four rebounds, three points and only one turnover in 36 minutes in a start at No. 22/20 Georgia Tech that gave Holly Warlick her first victory as head coach.
- Led the Lady Vols to another key early-season road victory, going 4-5 from the arc and 4-4 from the free throw line for a career-high 16 points in 28 minutes at No. 23/23 Miami.
- Made SEC First-Year Academic Honor Roll.

PERSONAL

- Born on Nov. 12, 1993, in Decatur, Ga., and signed with UT on her 18th birthday.
- Has a pet snake named Nothing.
- Majoring in communication studies.
- Is learning sign language this year.
- Twitter handle is @DrayaNichole.

2013-14 GAME-BY-GAME STATS

OPPONENT	DATE	MIN	FG-FGA	PCT	3FG-FGA	PCT	FT-FTA	PCT	OR	DR	TR	PF-FO	A	TO	BLK	STL	PTS
at Middle Tenn.	11/8/13	26	2-4	.500	2-3	.667	4-4	1.000	2	2	4	4-0	1	0	1	0	10
at UNC	11/11/13	19	3-3	1.000	1-1	1.000	2-2	1.000	2	1	3	4-0	0	0	0	1	10
Chattanooga	11/14/13	13	1-1	1.000	1-1	1.000	2-2	1.000	0	2	2	0-0	1	2	0	1	5
Georgia Tech	11/17/13	23	2-6	.333	1-3	.333	3-5	.600	1	1	2	1-0	3	0	0	2	8
Oakland	11/24/13	18	1-2	.500	1-1	1.000	0-0	.000	1	3	4	2-0	4	3	0	2	3
vs. Virginia	11/28/13	16	0-2	.000	0-1	.000	0-0	.000	1	1	2	3-0	2	2	1	0	0
*vs. SMU	11/29/13	21	2-4	.500	0-1	.000	0-0	.000	3	1	4	3-0	2	4	0	1	4
Texas	12/8/13	21	2-2	1.000	1-1	1.000	0-0	.000	0	3	3	1-0	1	0	0	3	5
Troy	12/14/13	23	2-7	.286	0-1	.000	0-1	.000	2	0	2	2-0	6	0	0	2	4
*Tenn. State	12/17/13	23	3-7	.429	0-2	.000	1-2	.500	4	3	7	4-0	3	1	0	1	7
*at Stanford	12/21/13	26	2-8	.250	1-3	.333	2-2	1.000	1	0	1	4-0	0	2	0	2	7
*Lipscomb	12/29/13	19	1-2	.500	1-2	.500	0-0	.000	0	2	2	2-0	1	1	0	1	3
*LSU	1/2/14	25	1-4	.250	0-3	.000	0-0	.000	2	1	3	2-0	0	0	1	1	2
at Georgia	1/5/14	24	2-5	.400	2-2	1.000	2-2	1.000	3	2	5	1-0	2	0	0	1	8
Ole Miss	1/9/14	23	6-12	.500	2-4	.500	0-1	.000	5	1	6	1-0	0	0	0	2	14
at Vanderbilt	1/12/14	21	1-4	.250	0-1	.000	0-0	.000	3	0	3	4-0	1	4	0	3	2
at Miss. State	1/13/14	24	4-6	.667	0-1	.000	1-2	.500	2	3	5	1-0	1	1	0	2	9
Notre Dame	1/20/14	20	1-3	.333	0-1	.000	2-4	.500	2	1	3	3-0	1	0	0	1	4
Florida	1/23/14																
at Texas A&M	1/26/14																
Arkansas	1/30/14																
at Alabama	2/2/14																
at Ole Miss	2/6/14																
Vanderbilt	2/10/14																
Kentucky	2/13/14																
Auburn	2/20/14																
at Missouri	2/23/14																
at LSU	2/27/14																
South Carolina	3/2/14																

* indicates game started

CAREER STATS

Season	GP-GS	MIN/MPG	FGs	FG Pct	3FGs	3FG Pct	FTs	FT Pct	O-R-Reb	RPG	PF-FO	Asst	TO	Blk	Stl	Pts	PPG
12-13	7-5	144/20.6	11-30	.367	6-16	.375	9-10	.900	3-8-11	1.6	14-0	13	10	1	9	37	5.3
13-14	18-5	385/21.4	36-82	.439	14-33	.424	19-27	.704	34-27-61	3.4	42-0	29	20	3	26	105	5.8
Totals	25-10	529/21.2	47-112	.420	20-49	.408	28-37	.757	37-35-72	2.9	56-0	42	30	4	35	142	5.7





BASHAARA GRAVES

Sophomore • 6-2 • Forward
Clarksville, Tenn. • Clarksville H.S.

12

13-14 SEASON HIGHS

Points:	23 // Georgia Tech, 11/17/13
Rebounds:	18 // Georgia Tech, 11/17/13
Assists:	3 // Troy, 12/14/13
Steals:	1 // Georgia, 1/5/14*
Blocks:	1 // Georgia, 1/5/14
Field Goals:	9 // Georgia Tech, 11/17/13
3-Pointers:	--
Free Throws:	5 // Tenn. State, 12/17/13*
Minutes:	34 // Stanford, 12/21/13

*Indicates most recent high

CAREER HIGHS

Points:	23 // Georgia Tech, 11/17/13*
Rebounds:	18 // Georgia Tech, 11/17/13
Assists:	5 // Georgia Tech, 11/17/13*
Steals:	4 // LSU, 2/7/13*
Blocks:	2 // Davidson, 12/28/12*
Field Goals:	9 // Georgia Tech, 11/17/13*
3-Pointers:	--
Free Throws:	9 // Notre Dame, 1/28/13
Minutes:	40 // Notre Dame, 1/28/13

SEC HIGHS

Points:	23 // Georgia, 1/6/13
Rebounds:	12 // Florida, 1/13/13
Assists:	5 // Auburn, 2/21/13
Steals:	4 // LSU, 2/7/13
Blocks:	1 // Kentucky, 3/3/13*
Field Goals:	9 // Alabama, 1/20/13
3-Pointers:	--
Free Throws:	7 // Arkansas, 2/24/13
Minutes:	38 // Florida, 1/13/13

NCAA HIGHS

Points:	11 // Louisville, 4/2/13*
Rebounds:	10 // Louisville, 4/2/13*
Assists:	3 // Louisville, 4/2/13*
Steals:	3 // Louisville, 4/2/13*
Blocks:	1 // Louisville, 4/2/13*
Field Goals:	3 // Louisville, 4/2/13*
3-Pointers:	--
Free Throws:	5 // Louisville, 4/2/13*
Minutes:	28 // Louisville, 4/2/13

PRODUCTION TRACKER

	2013-14	Career
Had a Double-Double	3	13
Scored 10+ Points	9	38
Scored 20+ Points	1	3
Led UT in Scoring	5	12
Led UT in 3-pt Made	-	-
Led UT in Rebounding	4	19
Led UT in Steals	1	10
Made 3+ 3-pt	-	-
Had 3+ Steals	1	9

CAREER HONORS

- Naismith Trophy Early Season Watch List - 2013
- Wooden Award Preseason Top 30 - 2013
- "Wade Watch" List - 2013
- Media & Coaches Preseason All-SEC - 2013
- Full Court National Freshman of the Year - 2013
- Full Court First-Team Freshman All-American - 2013
- Coaches SEC Freshman of the Year - 2013
- Associated Press SEC Newcomer of the Year - 2013
- Coaches All-SEC First Team - 2013
- Associated Press All-SEC Second Team - 2013
- Coaches SEC All-Freshman Team - 2013
- SEC First-Year Academic Honor Roll - 2013

2013-14

- Notched a team-best 13 points and five rebounds against Mississippi State for her ninth game this season in double figures in scoring.
- Led the team in scoring, tallying 17 points against Tennessee State, going a perfect 6-of-6 from the field and 5-of-6 from the free throw line
- Posted double-doubles vs. Ga. Tech (23/18), Oakland (15/11) and SMU (10/10).
- Set a school record with 14 offensive rebounds against Georgia Tech. Recorded 18 total rebounds, the most by a Lady Vol since Glory Johnson on March 19, 2012.
- Got a double-double and led the team against Georgia Tech with 23 points, five assists and tied Isabelle Harrison with 18 rebounds.
- Started in the exhibition game against Carson-Newman and scored 21 points with 11 rebounds, two assists and

five steals. Was 9-of-10 on free throws and 6-of-8 on field goals.

AT TENNESSEE

- Was the Lady Vols' No. 1 rebounder (8.0) and No. 2 scorer (13.2) as a rookie, ranking seventh and 11th overall (No. 1 in both among freshmen), respectively, in the SEC in those categories.
- Led Tennessee and was fourth in the SEC in double-doubles as a freshman, posting 10 such performances.
- Among those were double-double efforts vs. Stanford (15 pts., 12 rebs.), Notre Dame (19/13) and Louisville (11/10).
- In UT history, only Chamique Holdsclaw (16) and Sheila Frost (11) had more double-doubles as freshmen than Graves, who tied Candace Parker with 10 and was one ahead of Tamika Catchings (9).
- Scored in double figures 29 times in 35 games, including the first eight contests of the season.

USA BASKETBALL

- Four-time gold medalist with USA Basketball.
- Played on the USA U19 squad that captured gold at the 2013 U19 Championships in Lithuania, starting all nine contests as the Americans went undefeated.
- She averaged 8.4 points and 6.2 rebounds, and led the team with a .592 field goal percentage.

PERSONAL

- Full name is Bashaara Keyana Graves
- An exploratory student in the College of Arts & Sciences.

2013-14 GAME-BY-GAME STATS

OPPONENT	DATE	MIN	FG-FGA	PCT	3FG-FGA	PCT	FT-FTA	PCT	OR	DR	TR	PF-FO	A	TO	BLK	STL	PTS
*at Middle TN	11/8/13	16	2-2	1.000	0-0	.000	0-0	.000	1	3	4	5-1	1	0	0	1	4
*at UNC	11/11/13	32	3-13	.231	0-1	.000	2-2	1.000	4	4	8	2-0	3	2	0	0	8
*Chattanooga	11/14/13	21	5-8	.625	0-0	.000	1-1	1.000	6	1	7	3-0	1	3	0	0	11
*Georgia Tech	11/17/13	30	9-19	.474	0-1	.000	5-6	.833	14	4	18	0-0	5	4	0	0	23
*Oakland	11/24/13	24	6-10	.600	0-0	.000	3-3	1.000	5	6	11	0-0	1	1	1	0	15
*vs. Virginia	11/28/13	16	2-3	.667	0-0	.000	3-6	.500	3	2	5	3-0	1	0	0	0	7
*vs. SMU	11/29/13	21	4-7	.571	0-0	.000	2-3	.667	4	6	10	1-0	1	0	0	1	10
Texas	12/8/13	23	2-9	.222	0-0	.000	3-4	.750	4	2	6	2-0	1	3	0	1	7
*Troy	12/14/13	21	6-9	.667	0-0	.000	4-7	.571	4	1	5	1-0	2	2	0	3	16
*Tenn. State	12/17/13	17	6-6	1.000	0-0	.000	5-6	.833	2	6	8	1-0	1	2	1	1	17
*at Stanford	12/21/13	34	6-9	.667	0-0	.000	2-3	.667	3	2	5	2-0	0	0	0	0	14
*Lipscomb	12/29/13	16	4-6	.667	0-0	.000	3-7	.429	5	2	7	2-0	2	0	0	0	11
*LSU	1/2/14	17	3-5	.600	0-0	.000	1-1	1.000	2	1	3	1-0	0	0	0	1	7
at Georgia	1/5/14	17	2-3	.667	0-0	.000	3-4	.750	2	0	2	4-0	0	4	1	1	7
Ole Miss	1/9/14	17	3-5	.600	0-0	.000	2-4	.500	2	2	4	2-0	0	1	0	0	8
at Vanderbilt	1/12/14	28	2-3	.667	0-0	.000	0-1	.000	1	4	5	4-0	1	2	0	0	4
at Miss. State	1/13/14	29	4-6	.667	0-0	.000	5-6	.833	1	4	5	3-0	2	1	0	0	13
*Notre Dame	1/20/14	23	2-6	.333	0-0	.000	0-0	.000	0	4	4	0-0	3	2	0	0	4
Florida	1/23/14																
at Texas A&M	1/26/14																
Arkansas	1/30/14																
at Alabama	2/2/14																
at Ole Miss	2/6/14																
Vanderbilt	2/10/14																
Kentucky	2/13/14																
Auburn	2/20/14																
at Missouri	2/23/14																
at LSU	2/27/14																
South Carolina	3/2/14																

* indicates game started

CAREER STATS

Season	GP-GS	MIN/MPG	FGs	FG Pct	3FGs	3FG Pct	FTs	FT Pct	O-R-Reb	RPG	PF-FO	Asst	TO	Blk	Stl	Pts	PPG
12-13	35-34	1046/29.9	165-316	.522	0-4	.000	131-187	.701	120-161-281	8.0	64-1	42	66	13	49	461	13.2
13-14	18-13	402/22.3	71-129	.550	0-2	.000	44-64	.688	63-54-117	6.5	36-1	25	27	3	9	186	10.3
Totals	53-47	1448/27.3	236-445	.530	0-6	.000	175-251	.697	183-215-398	7.5	100-2	67	93	16	58	647	12.2





ISABELLE HARRISON

Junior • 6-3 • Center

Nashville, Tenn. • Hillsboro H.S.

20

13-14 SEASON HIGHS

Points:	26 // LSU, 1/2/14*
Rebounds:	18 // Georgia Tech, 11/17/13
Assists:	2 // Mississippi St., 1/16/14*
Steals:	4 // Lipscomb, 12/29/13
Blocks:	3 // Lipscomb, 12/29/13
Field Goals:	11 // Lipscomb, 12/29/13
3-Pointers:	--
Free Throws:	12 // LSU, 1/2/14
Minutes:	31 // Stanford, 12/21/13

*Indicates most recent high

CAREER HIGHS

Points:	26 // LSU, 1/2/14*
Rebounds:	18 // Georgia Tech, 11/17/13
Assists:	3 // Alabama, 1/20/13
Steals:	6 // Rutgers, 12/30/12
Blocks:	7 // South Carolina, 1/3/13
Field Goals:	11 // Lipscomb, 12/29/13
3-Pointers:	--
Free Throws:	12 // LSU, 1/2/14
Minutes:	35 // Auburn, 1/17/13

SEC HIGHS

Points:	26 // LSU, 1/2/14
Rebounds:	15 // Missouri, 1/10/13
Assists:	3 // Alabama, 1/20/13
Steals:	2 // Auburn, 1/17/13
Blocks:	7 // South Carolina, 1/3/13
Field Goals:	9 // South Carolina, 1/3/13
3-Pointers:	--
Free Throws:	12 // LSU, 1/2/14
Minutes:	35 // Auburn, 1/17/13

NCAA HIGHS

Points:	12 // Oklahoma, 3/31/13
Rebounds:	8 // Oklahoma, 3/31/13
Assists:	1 // Oklahoma, 3/31/13*
Steals:	1 // Oklahoma, 3/31/13*
Blocks:	3 // Oklahoma, 3/31/13*
Field Goals:	5 // Oklahoma, 3/31/13
3-Pointers:	--
Free Throws:	4 // Creighton, 3/25/13
Minutes:	29 // Louisville, 4/2/13

PRODUCTION TRACKER

	2013-14	Career
Had a Double-Double	9	14
Scored 10+ Points	16	33
Scored 20+ Points	2	2
Led UT in Scoring	4	6
Led UT in 3-pt Made	-	-
Led UT in Rebounding	11	21
Led UT in Steals	1	6
Made 3+ 3-pt	-	-
Had 3+ Steals	1	3

CAREER HONORS

- SEC Academic Honor Roll - 2013.
- SEC First-Year Academic Honor Roll - 2012.

2013-14

- Recorded her ninth double-double of the year with 13 points and 16 rebounds against Notre Dame.
- Has scored in double figures in 16 of 18 contests.
- Posted seven-straight games with double-doubles, setting a Lady Vol program record for consecutive double-doubles. [Troy (13 pts., 12 rebs.), Tennessee State (12 pts., 11 rebs.), Stanford (10 pts., 13 rebs.), Lipscomb (26 pts., 15 rebs.), LSU (26 pts., 10 rebs.), Georgia (18 pts., 10 rebs.) and Ole Miss (16 pts., 10 rebs.)]
- Racked up 18 points and brought down 10 boards for her sixth-straight double-double this year, and seventh overall, while going a perfect 8-for-8 in free throws.
- Matched her career-high in points with 26 against LSU. In the final seven minutes against the Tigers, she had 14 points, four rebounds and one steal, going a perfect 4-for-4 from the field and 6-of-8 in free throws.
- Racked up a career-best 26 points in 18 minutes of action against Lipscomb while snagging a personal-best and team-leading four steals
- Grabbed a career-high 18 rebounds and scored 10 points in the win over Georgia Tech on Nov. 17.
- Went 4-of-5 on field goals against North Carolina and a perfect 6-of-6 on free throws while scoring 14 points in just 18 minutes of playing time.
- Was the team's high scorer against Middle Tennessee

with 13 points despite getting into foul trouble and only playing 17 minutes. She connected on 5-of-7 field goals and 3-of-4 free throws in that time.

AT TENNESSEE

- Averaged 9.5 points, 7.5 rebounds and 2.1 blocks last season, playing in 25 games and starting 17.
- Posted double-doubles in two of her first three games as a sophomore, establishing herself as a consistent inside scoring and rebounding threat for Tennessee.
- Ended up posting six double-doubles on the season and notched double-digit scoring performances on 14 occasions and rebounding efforts 10 times.
- Did so despite missing 10 games due to injuries to her right ankle (Texas - 1 game) left knee (Notre Dame - 6 games) and right knee (Texas A&M regular season - 3 games).
- Posted career highs at South Carolina in UT's victorious SEC opener with 18 points, 14 rebounds and seven blocked shots in 35 minutes, and also added two steals and an assist while hitting nine of 12 shots from the field vs. the #18/15 Gamecocks.

PERSONAL

- Full name is Isabelle Hannah "Izzy" Harrison.
- Family includes 11 siblings, including DeeDee, who played volleyball at Tennessee.
- Her father, Dennis, played in the NFL for 10 seasons with the Philadelphia Eagles, the then-Los Angeles Rams, San Francisco 49ers and Atlanta Falcons.

2013-14 GAME-BY-GAME STATS

OPPONENT	DATE	MIN	FG	FGA	PCT	3FG	3FGA	PCT	FT	FTA	PCT	OR	DR	TR	PF	FO	A	TO	BLK	STL	PTS
*at Middle TN	11/8/13	17	5-7	.714	0-0	.000	3-4	.750	1	6	7	4-0	1	2	1	2	1	0	13		
*at UNC	11/11/13	18	4-5	.800	0-0	.000	6-6	1.000	1	5	6	3-0	0	2	1	2	14				
*Chattanooga	11/14/13	17	3-6	.500	0-0	.000	0-0	.000	1	5	6	3-0	1	2	1	0	6				
*Georgia Tech	11/17/13	20	1-4	.250	0-0	.000	8-11	.727	8	10	18	3-0	0	4	2	1	10				
*Oakland	11/24/13	20	5-9	.556	0-0	.000	1-2	.500	1	3	4	1-0	0	2	1	1	11				
*vs. Virginia	11/28/13	22	2-5	.400	0-0	.000	2-4	.500	0	7	7	2-0	0	1	2	0	6				
*vs. SMU	11/29/13	7	5-6	.833	0-0	.000	0-0	.000	0	2	2	5-1	0	2	0	0	10				
*Texas	12/8/13	29	7-17	.412	0-0	.000	4-6	.667	3	5	8	1-0	1	1	1	1	18				
*Troy	12/14/13	12	4-5	.800	0-0	.000	5-5	1.000	4	8	12	2-0	0	3	1	1	13				
Tenn. State	12/17/13	18	4-7	.571	0-0	.000	4-6	.667	5	6	11	3-0	2	2	0	2	12				
*at Stanford	12/21/13	31	4-10	.400	0-0	.000	2-3	.667	5	8	13	2-0	0	4	1	1	10				
*Lipscomb	12/29/13	18	11-13	.846	0-0	.000	4-7	.571	4	11	15	1-0	0	1	3	4	26				
*LSU	1/2/14	30	7-13	.538	0-0	.000	12-16	.750	3	7	10	3-0	0	5	0	1	26				
*at Georgia	1/5/14	22	5-11	.455	0-0	.000	8-8	1.000	3	7	10	4-0	2	2	1	1	18				
*Ole Miss	1/9/14	24	6-10	.600	0-0	.000	4-7	.571	8	2	10	3-0	2	0	2	1	16				
*at Vanderbilt	1/12/14	10	5-8	.625	0-0	.000	0-1	.000	4	1	5	5-1	0	4	1	1	10				
*at Miss. State	1/13/14	27	4-7	.571	0-0	.000	2-6	.333	1	4	5	3-0	2	4	1	1	10				
*Notre Dame	1/20/14	29	4-11	.364	0-0	.000	5-7	.714	6	10	16	1-0	0	4	0	1	13				
Florida	1/23/14																				
at Texas A&M	1/26/14																				
Arkansas	1/30/14																				
at Alabama	2/2/14																				
at Ole Miss	2/6/14																				
Vanderbilt	2/10/14																				
Kentucky	2/13/14																				
Auburn	2/20/14																				
at Missouri	2/23/14																				
at LSU	2/27/14																				
South Carolina	3/2/14																				

* indicates game started

CAREER STATS

Season	GP-GS	MIN/MPG	FGs	FG Pct	3FGs	3FG Pct	FTs	FT Pct	O-R-Reb	RPG	PF-FO	Asst	TO	Blk	Stl	Pts	PPG
11-12	31-0	259/8.4	33-90	.367	0-1	.000	36-58	.621	38-45-83	2.7	40-1	3	23	17	7	102	3.3
12-13	25-17	519/20.8	97-200	.485	0-0	.000	44-63	.698	60-128-188	7.5	52-0	23	68	52	26	238	9.5
13-14	18-17	371/20.6	86-154	.558	0-0	.000	70-99	.707	58-107-165	9.2	49-2	11	45	19	19	242	13.4
Totals	74-34	1149/15.5	216-444	.486	0-1	.000	150-220	.682	156-280-436	5.9	141-3	37	136	88	52	582	7.9





JASMINE JONES

Sophomore • 6-2 • Forward
Madison, Ala. • Bob Jones H.S.

13-14 SEASON HIGHS

Points:	13 // Vanderbilt, 1/12/14*
Rebounds:	10 // LSU, 1/2/14*
Assists:	4 // Oakland, 11/24/13
Steals:	2 // LSU, 1/2/14*
Blocks:	1 // Vanderbilt, 1/12/14*
Field Goals:	5 // Vanderbilt, 1/12/14*
3-Pointers:	1 // Ole Miss, 1/9/14*
Free Throws:	3 // Vanderbilt, 1/12/14
Minutes:	27 // Vanderbilt, 1/12/14

*Indicates most recent high

CAREER HIGHS

Points:	14 // Alabama, 1/20/13
Rebounds:	11 // Georgia Tech, 11/11/12
Assists:	4 // Oakland, 11/24/13*
Steals:	4 // Ole Miss, 2/10/13
Blocks:	4 // Alabama, 1/20/13
Field Goals:	6 // Vanderbilt, 2/17/13
3-Pointers:	1 // Ole Miss, 1/9/14*
Free Throws:	4 // Alabama, 1/20/13
Minutes:	28 // Missouri, 1/10/13

SEC HIGHS

Points:	14 // Alabama, 1/20/13
Rebounds:	10 // LSU, 1/2/14
Assists:	4 // Georgia, 1/6/13
Steals:	4 // Ole Miss, 2/10/13
Blocks:	4 // Alabama, 1/20/13
Field Goals:	6 // Vanderbilt, 2/17/13
3-Pointers:	1 // Ole Miss, 1/9/14
Free Throws:	4 // Alabama, 1/20/13
Minutes:	28 // Missouri, 1/10/13

NCAA HIGHS

Points:	7 // Oral Roberts, 3/23/13
Rebounds:	5 // Oklahoma, 3/31/13
Assists:	1 // Louisville, 4/2/13*
Steals:	2 // Creighton, 3/25/13
Blocks:	--
Field Goals:	3 // Oklahoma, 3/31/13*
3-Pointers:	--
Free Throws:	3 // Oral Roberts, 3/23/13
Minutes:	20 // Oral Roberts, 3/23/13

PRODUCTION TRACKER

	2013-14	Career
Had a Double-Double	-	-
Scored 10+ Points	2	7
Scored 20+ Points	-	-
Led UT in Scoring	-	-
Led UT in 3-pt Made	1	1
Led UT in Rebounding	2	4
Led UT in Steals	-	7
Made 3+ 3-pt	-	-
Had 3+ Steals	-	3

2013-14

- Pulled down a team-best six rebounds and tied her season-high in scoring with 13 points against Vanderbilt, while adding one block and one steal.
- Notched her second game of the season in double figures in rebounds as she brought down 10 against LSU, while adding eight points.
- Grabbed 10 boards and was one point away from her first career double-double against Troy on Dec. 14.
- Earned her first start of the 2013-14 season against Texas, contributing three points and bringing down six rebounds.
- Recorded a season high against SMU in the Junkanoo Jam with 13 points, shooting 5-of-8 from the field.
- Came off Tennessee's bench first against UNC, Georgia Tech and Oakland.
- Scored six points with five rebounds and two steals vs. UNC.
- Was the second player to come off the bench against Middle Tennessee four minutes into the game and played for 10 minutes because of foul trouble.

AT TENNESSEE

- Was Tennessee's first player off the bench in 18 of 35 games as a freshman, and she played in all 35 contests.
- Perhaps the most athletic player on the roster, she hit double figures in scoring on five occasions and in rebounding once.

- Averaging 4.7 points and 3.9 rebounds for the entire season, she elevated her numbers to 6.0 points and 4.0 rebounds in NCAA tournament play.
- Scored a career-high 14 points and added eight points, four blocks an assist and a steal vs. Alabama, which happens to be her mom's alma mater.
- Grabbed a career-best 11 rebounds in only her second college game, also contributing six points and an assist as Tennessee bounced back from a season-opening loss with a big road victory over No. 16/20 Georgia Tech.

PERSONAL

- Mother is Latrish Jones, a former standout player at Alabama.
- Has an iguana named Caesar.
- An exploratory student in the College of Arts & Sciences.
- Jasmine's Twitter handle is @dai_jones02

2013-14 GAME-BY-GAME STATS

OPPONENT	DATE	MIN	FG-FGA	PCT	3FG-FGA	PCT	FT-FTA	PCT	OR	DR	TR	PF-FO	A	TO	BLK	STL	PTS
at Middle TN	11/8/13	10	1-3	.333	0-1	.000	0-2	.000	0	0	0	4-0	1	1	1	1	2
at UNC	11/11/13	18	3-5	.600	0-0	.000	0-1	.000	2	3	5	3-0	1	5	0	2	6
Chattanooga	11/14/13	17	2-7	.286	0-0	.000	0-0	.000	1	5	6	4-0	3	3	0	1	4
Georgia Tech	11/17/13	9	1-4	.250	0-0	.000	1-2	.500	1	2	3	3-0	0	1	0	0	3
Oakland	11/24/13	24	1-3	.333	1-1	1.000	0-0	.000	0	3	3	3-0	4	2	1	1	3
vs. Virginia	11/28/13	11	1-1	1.000	0-0	.000	0-0	.000	1	3	4	4-0	0	0	0	0	2
vs. SMU	11/29/13	16	5-8	.625	1-1	1.000	2-2	1.000	2	2	4	1-0	0	1	0	1	13
*Texas	12/8/13	14	1-4	.250	1-1	1.000	0-0	.000	3	3	6	2-0	0	4	0	1	3
*Troy	12/14/13	22	4-8	.500	0-0	.000	1-2	.500	4	6	10	1-0	2	4	0	0	9
Tenn. State	12/17/13		DNP														
at Stanford	12/21/13	12	0-3	.000	0-0	.000	0-0	.000	0	0	0	2-0	0	3	0	0	0
Lipscomb	12/29/13	21	3-7	.429	0-2	.000	1-2	.500	1	3	4	2-0	3	4	1	1	7
LSU	1/2/14	21	3-10	.300	0-1	.000	2-2	1.000	7	3	10	2-0	2	4	1	2	8
*at Georgia	1/5/14	24	2-5	.400	0-1	.000	2-2	1.000	1	1	2	1-0	0	2	0	1	6
*Ole Miss	1/9/14	21	1-4	.250	1-2	.500	2-2	1.000	0	5	5	1-0	2	2	1	0	5
*at Vanderbilt	1/12/14	27	5-8	.625	0-0	.000	3-5	.600	3	3	6	1-0	0	2	1	1	13
*at Miss. State	1/13/14	11	1-3	.333	0-0	.000	2-2	1.000	2	0	2	2-0	0	4	0	0	4
*Notre Dame	1/20/14	10	0-2	.000	0-0	.000	0-0	.000	0	0	0	1-0	0	0	0	0	0
Florida	1/23/14																
at Texas A&M	1/26/14																
Arkansas	1/30/14																
at Alabama	2/2/14																
at Ole Miss	2/6/14																
Vanderbilt	2/10/14																
Kentucky	2/13/14																
Auburn	2/20/14																
at Missouri	2/23/14																
at LSU	2/27/14																
South Carolina	3/2/14																

* indicates game started

CAREER STATS

Season	GP-GS	MIN/MPG	FGs	FG Pct	3FGs	3FG Pct	FTs	FT Pct	O-R-Reb	RPG	PF-FO	Asst	TO	Blk	Stl	Pts	PPG
12-13	35-1	565/16.1	69-155	.445	0-2	.000	28-47	.596	53-83-136	3.9	51-1	24	52	10	31	166	4.7
13-14	17-7	288/16.9	34-85	.400	4-10	.400	16-24	.667	28-42-70	4.1	37-0	18	42	6	12	88	5.2
Totals	52-8	853/16.4	103-240	.429	4-12	.333	44-71	.620	81-125-206	4.0	88-1	42	94	16	43	254	4.9





ARIEL MASSENGALE

5

Junior • 5-7 • Point Guard
Bolingbrook, Ill. • Bolingbrook H.S.

13-14 SEASON HIGHS

Points:	28 // Georgia, 1/5/14
Rebounds:	7 // Ole Miss, 1/9/14
Assists:	13 // Virginia, 11/28/13
Steals:	4 // Middle Tenn., 11/8/13
Blocks:	--
Field Goals:	8 // Georgia, 1/5/14
3-Pointers:	5 // Ole Miss, 1/9/14*
Free Throws:	10 // Georgia, 1/5/14
Minutes:	40 // Virginia, 11/28/13*

*Indicates most recent high

CAREER HIGHS

Points:	28 // Georgia, 1/5/14
Rebounds:	7 // Ole Miss, 1/9/14
Assists:	13 // Virginia, 11/28/13
Steals:	4 // Middle Tenn., 11/8/13*
Blocks:	1 // LSU, 2/7/13*
Field Goals:	8 // Georgia, 1/5/14*
3-Pointers:	5 // Ole Miss, 1/9/14*
Free Throws:	10 // Georgia, 1/5/14*
Minutes:	42 // Florida, 1/13/13

SEC HIGHS

Points:	28 // Georgia, 1/5/14
Rebounds:	7 // Ole Miss, 1/9/14
Assists:	12 // LSU, 1/2/14*
Steals:	4 // Auburn, 2/5/12
Blocks:	1 // LSU, 2/7/13
Field Goals:	8 // Georgia, 1/5/14*
3-Pointers:	5 // Ole Miss, 1/9/14
Free Throws:	10 // Georgia, 1/5/14
Minutes:	42 // Florida, 1/13/13

NCAA HIGHS

Points:	13 // Oral Roberts, 3/23/13
Rebounds:	3 // Louisville, 4/2/13*
Assists:	6 // Oral Roberts, 3/23/13
Steals:	3 // Creighton, 3/25/13
Blocks:	1 // Baylor, 3/26/12*
Field Goals:	3 // Creighton, 3/25/13*
3-Pointers:	3 // Oral Roberts, 3/23/13
Free Throws:	4 // Oral Roberts, 3/23/13*
Minutes:	36 // Oklahoma, 3/31/13*

PRODUCTION TRACKER

	2013-14	Career
Had a Double-Double	2	3
Scored 10+ Points	13	36
Scored 20+ Points	3	3
Led UT in Scoring	7	10
Led UT in 3-pt Made	10	27
Led UT in Rebounding	-	-
Led UT in Steals	7	19
Made 3+ 3-pt	5	8
Had 3+ Steals	4	11

CAREER HONORS

- Naismith Trophy Early Season Watch List - 2013
- SEC Player of the Week (11/11/13-11/18/13)
- NCAA Women's Basketball Player of the Week (11/11/13-11/18/13)
- Junkanoo Jam All-Tournament Team (11/29/13)
- 2014 Nancy Lieberman Award Watch List

2013-14

- Went a perfect 3-for-3 in 3-pointers against Notre Dame
- With her seven assists against Mississippi State, she broke into the top-10 on UT's all-time career assists chart, tied for 10th with Loree Moree with 422 assists.
- Has scored in double figures in 13 of 18 games for the Lady Vols.
- Recorded back-to-back 20+ point outings for the first time in her career as she notched 23 points against Ole Miss.
- Racked up a career-high 28 points, 23 of which she scored in the second half, going a perfect 10-for-10 from the free throw line against Georgia.
- Earned her second double-double on the year dishing out 12 assists with 10 points against LSU.
- Dished out five or more assists in 12 of 15 games this season.
- Recorded a career-high 13 assists against Virginia and averaged 13 points, nine assists and three rebounds in a pair of games at the Junkanoo Jam.
- After three stellar games (North Carolina, Chattanooga and Georgia Tech), leading UT in scoring twice and sink-

ing career highs in points and rebounds, she won SEC and NCAA Player of the Week for the week of 11/11-11/18. Led UT with 16 points and five assists vs. Chattanooga, connecting on four of five three-pointers. Had the best three-game run of her career vs. Middle Tennessee, North Carolina and Chattanooga, averaging 16.0 ppg., draining nine threes and dishing out 17 assists. Recorded 20 points vs. North Carolina, leading the team in points as well as in assists (70).

AT TENNESSEE

- Scored in double figures 13 times and led the team in three-pointers on 10 occasions while averaging 7.9 points and 4.5 assists per contest.
- Recorded 162 assists as a rookie, the most-ever by a UT freshman and the eighth-best total in school history and followed that up with 158 as a sophomore.

USA BASKETBALL

- Four-time gold medalist with USA Basketball.
- Massengale was a member of the 2013 USA World University Games team, averaging 4.0 points and 2.5 assists for a team that went 6-0 and struck gold in Kazan, Russia, over the summer.

PERSONAL

- Ariel is majoring in recreation and sport management.
- Played on the same high school squad with Lady Vol teammate Nia Moore and Moore's twin sister, Annaya, a manager on the team.

2013-14 GAME-BY-GAME STATS

OPPONENT	DATE	MIN	FG	FGA	PCT	3FG	3FGA	PCT	FT	FTA	PCT	OR	DR	TR	PF	FO	A	TO	BLK	STL	PTS
*at Middle TN	11/8/13	37	2-9	.222	0-3	.000	8-9	.889	1	1	2	3-0	5	4	0	4	12				
*at UNC	11/11/13	40	5-12	.417	5-9	.556	5-6	.833	0	6	6	1-0	7	5	0	3	20				
*Chattanooga	11/14/13	17	4-7	.571	4-5	.800	4-5	.800	0	2	2	2-0	5	1	0	1	16				
*Georgia Tech	11/17/13	31	4-10	.400	0-2	.000	1-2	.500	0	4	4	2-0	5	3	0	3	9				
*Oakland	11/24/13	28	4-9	.444	3-5	.600	2-2	1.000	0	1	1	2-0	6	1	0	1	13				
*vs. Virginia	11/28/13	40	4-8	.500	2-5	.400	0-0	.000	0	1	1	2-0	13	5	0	1	10				
*vs. SMU	11/29/13	29	5-11	.455	2-5	.400	4-5	.800	0	5	5	1-0	5	1	0	0	16				
*Texas	12/8/13	36	5-12	.417	1-4	.250	4-6	.667	1	2	3	1-0	7	3	0	2	15				
*Troy	12/14/13	22	1-5	.200	0-3	.000	3-4	.750	1	1	2	0-0	6	2	0	1	5				
*Tenn. State	12/17/13	20	2-6	.333	2-6	.333	2-2	1.000	0	3	3	0-0	5	1	0	0	8				
*at Stanford	12/21/13	38	4-13	.308	1-4	.250	8-10	.800	0	4	4	3-0	4	4	0	1	17				
*Lipscomb	12/29/13	20	3-7	.429	1-3	.333	0-0	.000	0	2	2	1-0	6	1	0	0	7				
*LSU	1/2/14	37	3-12	.250	0-3	.000	4-6	.667	0	2	2	1-0	12	2	0	3	10				
*at Georgia	1/5/14	30	8-14	.571	2-4	.500	10-10	1.000	0	2	2	0-0	2	2	0	2	28				
*Ole Miss	1/9/14	29	7-11	.636	5-8	.625	4-4	1.000	0	7	7	1-0	3	0	0	0	23				
*at Vanderbilt	1/12/14	39	1-9	.111	0-5	.000	0-0	.000	0	3	3	1-0	4	2	0	1	2				
*at Miss. State	1/13/14	37	3-7	.429	0-2	.000	7-7	1.000	0	2	2	1-0	7	5	0	1	13				
*Notre Dame	1/20/14	37	5-15	.333	3-3	1.000	1-2	.500	2	4	6	1-0	6	3	0	2	14				
Florida	1/23/14																				
at Texas A&M	1/26/14																				
Arkansas	1/30/14																				
at Alabama	2/2/14																				
at Ole Miss	2/6/14																				
Vanderbilt	2/10/14																				
Kentucky	2/13/14																				
Auburn	2/20/14																				
at Missouri	2/23/14																				
at LSU	2/27/14																				
South Carolina	3/2/14																				

* indicates game started

CAREER STATS

Season	GP-GS	MIN/MPG	FGs	FG Pct	3FGs	3FG Pct	FTs	FT Pct	O-R-Reb	RPG	PF-FO	Asst	TO	Blk	Stl	Pts	PPG
11-12	33-24	936/28.4	77-199	.387	25-75	.333	66-85	.776	13-64-77	2.3	61-1	162	76	2	45	245	7.4
12-13	35-30	1085/31.0	86-232	.371	34-97	.351	70-90	.778	3-88-91	2.6	60-0	158	92	1	35	276	7.9
13-14	18-18	567/31.5	70-177	.395	31-79	.392	67-80	.838	5-52-57	3.2	23-0	108	45	0	26	238	13.2
Totals	86-72	2588/30.1	233-608	.383	90-251	.359	203-255	.796	21-204-225	2.6	144-1	428	213	3	106	759	8.8





NIA MOORE

Sophomore • 6-3 • Center
Chicago, Ill. • Bolingbrook H.S.

13-14 SEASON HIGHS

Points:	11 // Lipscomb, 12/29/13
Rebounds:	13 // Troy, 12/14/13
Assists:	3 // Troy, 12/14/13
Steals:	1 // Troy, 12/14/13
Blocks:	3 // Tenn. State, 12/17/13
Field Goals:	5 // Lipscomb, 12/29/13
3-Pointers:	--
Free Throws:	4 // SMU, 11/29/13
Minutes:	22 // Troy, 12/14/13

*Indicates most recent high

CAREER HIGHS

Points:	12 // Ole Miss, 2/10/13
Rebounds:	13 // Troy, 12/14/13
Assists:	3 // Troy, 12/14/13
Steals:	2 // Alabama, 1/20/13
Blocks:	3 // Tenn. State, 12/17/13
Field Goals:	5 // Lipscomb, 12/29/13
3-Pointers:	--
Free Throws:	4 // SMU, 11/29/13*
Minutes:	22 // Troy, 12/14/13

SEC HIGHS

Points:	12 // Ole Miss, 2/10/13
Rebounds:	3 // Ole Miss, 2/10/13*
Assists:	1 // Alabama, 1/20/13
Steals:	2 // Alabama, 1/20/13
Blocks:	2 // Alabama, 1/20/13*
Field Goals:	4 // Ole Miss, 2/10/13
3-Pointers:	--
Free Throws:	4 // Ole Miss, 2/10/13*
Minutes:	13 // Alabama, 1/20/13

NCAA HIGHS

Points:	2 // Oral Roberts, 3/23/13
Rebounds:	2 // Oral Roberts, 3/23/13
Assists:	2 // Oral Roberts, 3/23/13
Steals:	--
Blocks:	1 // Oral Roberts, 3/23/13
Field Goals:	1 // Oral Roberts, 3/23/13
3-Pointers:	--
Free Throws:	--
Minutes:	7 // Oral Roberts, 3/23/13

PRODUCTION TRACKER

	2013-14	Career
Had a Double-Double	1	1
Scored 10+ Points	2	4
Scored 20+ Points	-	-
Led UT in Scoring	-	-
Led UT in 3-pt Made	-	-
Led UT in Rebounding	1	2
Led UT in Steals	-	2
Made 3+ 3-pt	-	-
Had 3+ Steals	-	-

2013-14

- Recorded her second double-figure scoring outing this year with a season-high 11 points against Lipscomb.
- Blocked a career-best three shots against Tennessee State.
- Had a career day against Troy, recording her first double-double with 10 points and a team-leading 13 rebounds in a personal-high 22 minutes of play. Also tied her career-best in blocks with two and field goals made with four.
- Made her 2013-14 season debut against Chattanooga, entering at 9:07 remaining in the first half, scoring her first points of the season with a layup with 1:24 to go in the first half against the Lady Mocs.
- Scored nine points and tallied eight rebounds in the exhibition game.

- seven boards in a career-high 18 minutes of action.
- Had the highest free throw percentage on the team at .944, hitting four-of-four charity tries vs. North Carolina, Mississippi State and Ole Miss.
- Played with her twin sister, Annaya, and Lady Vol teammate Ariel Massengale at Bolingbrook High School.
- Originally signed with Illinois, but asked for, and was granted, a release.

PERSONAL

- Twin sister, Annaya, is a manager for the Lady Vol basketball team.
- Played with Annaya and Lady Vol teammate Ariel Massengale at Bolingbrook (Ill.) High School.
- Interested in psychology as a major.

AT TENNESSEE

- Saw action in 20 games a year ago and was in the starting lineup vs. Davidson.
- Wore No. 21 during her first year at UT before switching to No. 1 after her rookie season.
- Scored in double figures in a pair of games for the Lady Vols.
- Tossed in a career-high 12 points vs. Ole Miss, connecting on four-of-five shots from the field and four-of-four from the free throw line.
- First double-figure scoring game came vs. Alcorn State, when she rang up 10 points and added a career-best

2013-14 GAME-BY-GAME STATS

OPPONENT	DATE	MIN	FG	FGA	PCT	3FG	FGA	PCT	FT	FTA	PCT	OR	DR	TR	PF	FO	A	TO	BLK	STL	PTS	
at Middle TN	11/8/13																					
at UNC	11/11/13																					
Chattanooga	11/14/13	12	2	3	.667	0	0	.000	0	0	.000	3	2	5	2	0	0	2	2	0	4	
Georgia Tech	11/17/13	5	0	1	.000	0	0	.000	0	0	.000	1	0	1	0	0	1	1	2	0	0	
Oakland	11/24/13	7	1	1	1.000	0	0	.000	0	0	.000	1	1	2	0	0	0	0	0	0	2	
vs. Virginia	11/28/13																					
vs. SMU	11/29/13	12	1	2	.500	0	0	.000	4	4	1.000	4	2	6	1	0	0	1	2	0	6	
Texas	12/8/13																					
Troy	12/14/13	22	4	9	.444	0	0	.000	2	2	1.000	6	7	13	1	0	3	3	2	1	10	
Tenn. State	12/17/13	19	3	4	.750	0	0	.000	1	2	.500	1	7	8	2	0	1	4	3	0	7	
at Stanford	12/21/13																					
Lipscomb	12/29/13	16	5	9	.556	0	0	.000	1	2	.500	2	3	5	0	0	0	0	1	0	11	
LSU	1/2/14																					
at Georgia	1/5/14	1	0	0	.000	0	0	.000	0	0	.000	0	0	0	0	0	0	0	0	0	0	
Ole Miss	1/9/14	2	0	0	.000	0	0	.000	0	0	.000	0	0	0	0	0	0	0	0	0	0	
at Vanderbilt	1/12/14																					
at Miss. State	1/13/14																					
Notre Dame	1/20/14																					
Florida	1/23/14																					
at Texas A&M	1/26/14																					
Arkansas	1/30/14																					
at Alabama	2/2/14																					
at Ole Miss	2/6/14																					
Vanderbilt	2/10/14																					
Kentucky	2/13/14																					
Auburn	2/20/14																					
at Missouri	2/23/14																					
at LSU	2/27/14																					
South Carolina	3/2/14																					

* indicates game started

CAREER STATS


Season	GP-GS	MIN/MPG	FGs	FG Pct	3FGs	3FG Pct	FTs	FT Pct	O-R-Reb	RPG	PF-FO	Asst	TO	Blk	Stl	Pts	PPG
12-13	20-1	154/7.7	19-46	.413	0-0	.000	17-18	.944	18-20-38	1.9	18-0	4	14	11	7	55	2.8
13-14	9-0	96/10.7	16-29	.552	0-0	.000	8-10	.800	18-22-40	4.4	6-0	5	11	12	1	40	4.4
Totals	29-1	250/8.6	35-75	.467	0-0	.000	25-28	.893	36-42-78	2.7	24-0	9	25	23	8	95	3.3





JORDAN REYNOLDS

Freshman • 5-11 • Guard
Portland, Ore. • Central Catholic H.S.



13-14 SEASON HIGHS

Points:	9 // Chattanooga, 11/14/13
Rebounds:	6 // Lipscomb, 12/29/13
Assists:	8 // Lipscomb, 12/29/13
Steals:	3 // Oakland, 11/24/13
Blocks:	1 // Ole Miss, 1/9/14
Field Goals:	4 // Chattanooga, 11/14/13
3-Pointers:	1 // Ole Miss, 1/9/14*
Free Throws:	2 // Ole Miss, 1/9/14*
Minutes:	28 // Tenn. State, 12/17/13

*Indicates most recent high

CAREER HIGHS

Points:	9 // Chattanooga, 11/14/13
Rebounds:	6 // Lipscomb, 12/29/13
Assists:	8 // Lipscomb, 12/29/13
Steals:	3 // Oakland, 11/24/13
Blocks:	1 // Ole Miss, 1/9/14
Field Goals:	4 // Chattanooga, 11/14/13
3-Pointers:	1 // Ole Miss, 1/9/14*
Free Throws:	2 // Ole Miss, 1/9/14*
Minutes:	28 // Tenn. State, 12/17/13

SEC HIGHS

Points:	7 // Ole Miss, 1/9/14
Rebounds:	5 // Ole Miss, 1/9/14
Assists:	4 // Ole Miss, 1/9/14
Steals:	1 // Ole Miss, 1/9/14
Blocks:	1 // Ole Miss, 1/9/14
Field Goals:	2 // Ole Miss, 1/9/14
3-Pointers:	1 // Ole Miss, 1/9/14
Free Throws:	2 // Ole Miss, 1/9/14
Minutes:	16 // Ole Miss, 1/9/14*

NCAA HIGHS

Points:	-
Rebounds:	-
Assists:	-
Steals:	-
Blocks:	-
Field Goals:	-
3-Pointers:	-
Free Throws:	-
Minutes:	-

PRODUCTION TRACKER

	2013-14	Career
Had a Double-Double	-	-
Scored 10+ Points	-	-
Scored 20+ Points	-	-
Led UT in Scoring	-	-
Led UT in 3-pt Made	1	1
Led UT in Rebounding	-	-
Led UT in Steals	2	2
Made 3+ 3-pt	-	-
Had 3+ Steals	1	1

2013-14

- Dished out a career-high eight assists while grabbing a personal-best six rebounds against Lipscomb.
- Scored five points in each game during a three-contest stretch (Oakland, Virginia, SMU) and was three of five on three-pointers during that span.
- Had a career-best game against Chattanooga, shooting 4-for-6 (.667) from the field, with nine points and four rebounds.
- Scored her first points in college basketball in the first half against North Carolina, finishing with five points and tallying three rebounds and a steal in nine minutes.
- Played 12 minutes against Middle Tennessee but did not record any stats.
- Made her collegiate debut in the exhibition game five minutes in and tallied 17 points, three assists and four steals. She was also 6-of-10 in field goals, made two three-pointers and was 3-of-4 from the free throw line.

HIGH SCHOOL

- Rated No. 26 player nationally by Women's Basketball Insider.
- Ranked No. 40 by Full Court and No. 42 by ESPN/HoopGurlz.
- That organization ranks her as the No. 10 guard in the class and a four-star recruit.
- Chosen a McDonald's All-American and a fourth-team MaxPreps All-American (2013).

- Tallied 10 points, 11 rebounds, three assists and a steal to help West triumph at the McDonald's All-American game in Chicago on April 3.
- Class 6A Player of the Year (2012)
- Class 6A All-State First Team (2012, 2013)
- Averaged 18.5 points per contest as a senior in 2013.
- Scored a double-double of 15 points and 13 rebounds and added six assists as Central Catholic won its first-ever 6A state title (2013).
- Member of student council and on honor roll at CCHS.
- Played on same AAU team with fellow UT frosh Mercedes Russell

PERSONAL

- Parents are Kimberly James and Gary Thomas, and her stepfather is Mark James.
- Her mom played at San Diego State, and her aunt, Deborah Lange, played at Oregon.
- Reynolds' sister, Ariel, is a 6-2 forward at the University of Utah.
- An exploratory student in the College of Arts & Sciences.
- Twitter handle is @kobeereynolds.

2013-14 GAME-BY-GAME STATS

OPPONENT	DATE	MIN	FG-FGA	PCT	3FG-FGA	PCT	FT-FTA	PCT	OR	DR	TR	Pf-FO	A	TO	BLK	STL	PTS
at Middle TN	11/8/13	12	0-3	.000	0-0	.000	0-0	.000	0	0	0	2-0	0	1	0	0	0
at UNC	11/11/13	9	2-4	.500	1-2	.500	0-0	.000	1	2	3	1-0	0	1	0	1	5
Chattanooga	11/14/13	22	4-6	.667	1-1	1.000	0-1	.000	0	4	4	1-0	1	0	0	0	9
Georgia Tech	11/17/13	9	0-3	.000	0-1	.000	0-0	.000	0	0	0	0-0	2	0	0	1	0
Oakland	11/24/13	17	1-5	.200	1-3	.333	2-3	.667	0	4	4	1-0	4	1	0	3	5
vs. Virginia	11/28/13	11	2-3	.667	1-1	1.000	0-0	.000	0	1	1	0-0	0	1	0	0	5
vs. SMU	11/29/13	20	2-4	.500	1-1	1.000	0-0	.000	0	4	4	4-0	3	0	0	2	5
Texas	12/8/13	7	1-2	.500	0-1	.000	0-0	.000	0	1	1	0-0	1	1	0	2	2
Troy	12/14/13	16	2-3	.667	1-1	1.000	0-0	.000	0	2	2	4-0	1	1	0	1	5
Tenn. State	12/17/13	28	3-8	.375	0-2	.000	0-0	.000	0	3	3	3-0	6	3	0	2	6
at Stanford	12/21/13	5	0-2	.000	0-1	.000	0-0	.000	1	0	1	0-0	1	0	0	0	0
Lipscomb	12/29/13	27	2-5	.400	1-4	.250	0-0	.000	1	5	6	2-0	8	1	0	1	5
LSU	1/2/14	4	0-0	.000	0-0	.000	0-0	.000	0	0	0	1-0	0	1	0	0	0
at Georgia	1/5/14	16	0-1	.000	0-1	.000	0-0	.000	1	1	2	1-0	1	0	0	0	0
Ole Miss	1/9/14	16	2-3	.667	1-1	1.000	2-2	1.000	2	3	5	2-0	4	1	1	1	7
at Vanderbilt	1/12/14	1	0-0	.000	0-0	.000	0-0	.000	0	0	0	0-0	0	1	0	0	0
at Miss. State	1/13/14	7	0-2	.000	0-2	.000	0-0	.000	1	0	1	1-0	0	1	0	0	0
Notre Dame	1/20/14	10	0-2	.000	0-1	.000	0-0	.000	0	0	0	2-0	0	1	0	0	0
Florida	1/23/14																
at Texas A&M	1/26/14																
Arkansas	1/30/14																
at Alabama	2/2/14																
at Ole Miss	2/6/14																
Vanderbilt	2/10/14																
Kentucky	2/13/14																
Auburn	2/20/14																
at Missouri	2/23/14																
at LSU	2/27/14																
South Carolina	3/2/14																

* indicates game started

CAREER STATS

Season	GP-GS	MIN/MPG	FGs	FG Pct	3FGs	3FG Pct	FTs	FT Pct	O-R-Reb	RPG	Pf-FO	Asst	TO	Blk	Stl	Pts	PPG
13-14	18-0	237/13.2	21-56	.375	8-23	.348	4-6	.667	7-30-37	2.1	25-0	32	15	1	14	54	3.0
Totals	18-0	237/13.2	21-56	.375	8-23	.348	4-6	.667	7-30-37	2.1	25-0	32	15	1	14	54	3.0





MERCEDES RUSSELL

Freshman • 6-6 • Center

Springfield, Ore. • Springfield H.S.

21

13-14 SEASON HIGHS

Points:	15 // Chattanooga, 11/14/13
Rebounds:	8 // Troy, 12/14/13
Assists:	2 // Lipscomb, 12/29/13
Steals:	2 // Troy, 12/14/13
Blocks:	6 // Tenn. State, 12/17/13
Field Goals:	7 // Chattanooga, 11/14/13
3-Pointers:	--
Free Throws:	2 // Lipscomb, 12/29/13*
Minutes:	26 // Georgia, 1/5/14

*Indicates most recent high

CAREER HIGHS

Points:	15 // Chattanooga, 11/14/13
Rebounds:	8 // Troy, 12/14/13
Assists:	2 // Lipscomb, 12/29/13
Steals:	2 // Troy, 12/14/13
Blocks:	6 // Tenn. State, 12/17/13
Field Goals:	7 // Chattanooga, 11/14/13
3-Pointers:	--
Free Throws:	2 // Lipscomb, 12/29/13*
Minutes:	26 // Georgia, 1/5/14

SEC HIGHS

Points:	9 // LSU, 1/2/14
Rebounds:	7 // Ole Miss, 1/9/14
Assists:	1 // Vanderbilt, 1/12/14*
Steals:	1 // Ole Miss, 1/9/14
Blocks:	3 // Ole Miss, 1/9/14
Field Goals:	4 // LSU, 1/2/14
3-Pointers:	-
Free Throws:	1 // Georgia, 1/5/14*
Minutes:	26 // Georgia, 1/5/14

NCAA HIGHS

Points:	-
Rebounds:	-
Assists:	-
Steals:	-
Blocks:	-
Field Goals:	-
3-Pointers:	-
Free Throws:	-
Minutes:	-

PRODUCTION TRACKER

	2013-14	Career
Had a Double-Double	-	-
Scored 10+ Points	7	7
Scored 20+ Points	-	-
Led UT in Scoring	-	-
Led UT in 3-pt Made	-	-
Led UT in Rebounding	-	-
Led UT in Steals	1	1
Made 3+ 3-pt	-	-
Had 3+ Steals	-	-

CAREER HONORS

• SEC Freshman of the Week (12/23-12/30)

2-of-2 from the foul line.

2013-14

- Has tallied five starts for the Lady Vols, including four in a row, against Mississippi State, Vanderbilt, Ole Miss, Georgia and Texas.
- Posted seven points with five boards and one block against Georgia.
- Picked up SEC Freshman of the Week honors (Dec. 30) after scoring 12 points with seven rebounds and five blocks against Lipscomb.
- Racked up a career-best and team-high six blocks in a personal-best 25 minutes of play against Tennessee State.
- Earned her first career start as a Lady Vol against Texas, contributing two points and pulling down four boards.
- Had nine points and tied career high with seven rebounds vs. SMU in the Junkanoo Jam.
- Hit double figures in scoring in six of 10 contests this season.
- Scored 14 points against Georgia Tech and went 6-for-8 from the field and 2-for-2 on free throws.
- Recorded a career-best 15 points against Chattanooga, hitting seven of 11 field goals and grabbing four rebounds in 22 minutes.
- Made her collegiate debut in the exhibition game just three seconds after freshman Jordan Reynolds and scored 16 points with four offensive rebounds, one assist and four blocks. Russell was 7-of-13 on field goals and

USA BASKETBALL

• Has won two gold medals in international play with USA Basketball, playing for former Lady Vol Jill Rankin-Schneider on both occasions.

HIGH SCHOOL

- Named No. 1 player in the nation in 2013 by HoopGuriz/ESPNU and Women's Basketball Insider.
- Highest ranked player to sign with Tennessee since Candace Parker in 2004.
- Gatorade National Girls Basketball Player of the Year (2013).
- Attended 2013 ESPYs as Gatorade National Female Athlete of the Year finalist.
- Named a WBCA and McDonald's All-American and a first-team MaxPreps All-American (2013).
- Class 5A State Player of the Year (2011, 2012, 2013).
- Led Springfield to a pair of 5A state titles (2011, 2012) and a runner-up finish (2013).
- Averaged 25.1 points, 12.3 rebounds, 5.5 blocks, 3.9 assists and 2.0 steals as a senior.
- Finished her prep career with 2,273 points to rank number four all-time in the state. Also added 1,642 rebounds and 562 blocked shots during her career.

PERSONAL

- Shoots right-handed but writes with her left hand.
- Lists Candace Parker as a role model.

2013-14 GAME-BY-GAME STATS

OPPONENT	DATE	MIN	FG-FGA	PCT	3FG-FGA	PCT	FT-FTA	PCT	OR	DR	TR	PF-FO	A	TO	BLK	STL	PTS
at Middle TN	11/8/13	22	5-9	.556	0-0	.000	1-4	.250	2	5	7	3-0	1	0	3	1	11
at UNC	11/11/13	18	0-3	.000	0-0	.000	2-9	.222	2	2	4	2-0	0	3	1	1	2
Chattanooga	11/14/13	22	7-11	.636	0-0	.000	1-3	.333	3	1	4	1-0	0	1	1	0	15
Georgia Tech	11/17/13	23	6-8	.750	0-0	.000	2-2	1.000	2	3	5	3-0	0	4	0	0	14
Oakland	11/24/13	20	5-8	.625	0-0	.000	0-0	.000	1	4	5	0-0	0	2	0	0	10
vs. Virginia	11/28/13	20	2-3	.667	0-0	.000	0-0	.000	1	2	3	3-0	0	2	1	1	4
vs. SMU	11/29/13	20	4-7	.571	0-0	.000	1-5	.200	3	4	7	0-0	0	0	0	1	9
*Texas	12/8/13	13	0-0	.000	0-0	.000	2-2	1.000	1	3	4	2-0	0	0	0	0	2
Troy	12/14/13	21	5-9	.556	0-0	.000	0-2	.000	1	7	8	2-0	1	1	2	2	10
Tenn. State	12/17/13	25	6-9	.667	0-0	.000	0-0	.000	0	7	7	2-0	0	2	6	0	12
at Stanford	12/21/13	13	1-1	1.000	0-0	.000	0-0	.000	1	1	2	0-0	1	0	1	0	2
Lipscomb	12/29/13	19	5-8	.625	0-0	.000	2-3	.667	1	6	7	1-0	2	0	5	0	12
LSU	1/2/14	22	4-7	.571	0-0	.000	1-4	.250	3	1	4	1-0	0	0	1	0	9
*at Georgia	1/5/14	26	3-5	.600	0-0	.000	1-2	.500	3	2	5	3-0	1	3	1	0	7
*Ole Miss	1/9/14	21	1-3	.333	0-0	.000	0-2	.000	4	3	7	2-0	0	2	3	1	2
*at Vanderbilt	1/12/14	14	1-2	.500	0-0	.000	0-0	.000	2	3	5	0-0	1	0	0	0	2
*at Miss. State	1/13/14	20	3-5	.600	0-0	.000	0-0	.000	2	3	5	0-0	0	1	1	0	6
Notre Dame	1/20/14	18	3-5	.600	0-0	.000	1-3	.333	2	2	4	0-0	1	1	1	0	7
Florida	1/23/14																
at Texas A&M	1/26/14																
Arkansas	1/30/14																
at Alabama	2/2/14																
at Ole Miss	2/6/14																
Vanderbilt	2/10/14																
Kentucky	2/13/14																
Auburn	2/20/14																
at Missouri	2/23/14																
at LSU	2/27/14																
South Carolina	3/2/14																

* indicates game started

CAREER STATS

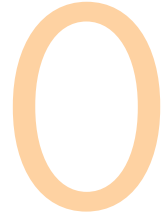
Season	GP-GS	MIN/MPG	FGs	FG Pct	3FGs	3FG Pct	FTs	FT Pct	O-R-Reb	RPG	PF-FO	Asst	TO	Blk	Stl	Pts	PPG
13-14	18-5	357/19.8	61-103	.592	0-0	.000	14-41	.341	34-59-93	5.2	25-0	8	22	27	7	136	7.6
Totals	18-5	357/19.8	61-103	.592	0-0	.000	14-41	.341	34-59-93	5.2	25-0	8	22	27	7	136	7.6





MEIGHAN SIMMONS

Senior • 5-9 • Guard
Cibolo, Texas. • Byron P. Steele H.S.



13-14 SEASON HIGHS

Points:	32 // Virginia, 11/28/13
Rebounds:	5 // Vanderbilt, 1/12/14*
Assists:	7 // Tenn. State, 12/17/13
Steals:	3 // Tenn. State, 12/17/13*
Blocks:	--
Field Goals:	11 // Virginia, 11/28/13
3-Pointers:	8 // Virginia, 11/28/13
Free Throws:	5 // Troy, 12/14/13
Minutes:	36 // Notre Dame, 1/20/14*

*Indicates most recent high

CAREER HIGHS

Points:	33 // North Carolina, 12/2/12
Rebounds:	8 // Louisville, 11/12/10
Assists:	11 // Alabama, 1/6/11
Steals:	5 // Auburn, 2/21/13
Blocks:	2 // Creighton, 3/25/13*
Field Goals:	12 // North Carolina, 12/2/12
3-Pointers:	8 // Virginia, 11/28/13*
Free Throws:	9 // Kentucky, 3/3/13
Minutes:	44 // Florida, 1/13/13

SEC HIGHS

Points:	29 // Auburn, 1/17/13
Rebounds:	7 // Kentucky, 3/3/13*
Assists:	5 // Georgia, 1/6/13
Steals:	5 // Auburn, 2/21/13
Blocks:	2 // Creighton, 3/25/13*
Field Goals:	10 // Auburn, 1/17/13
3-Pointers:	4 // LSU, 1/2/14*
Free Throws:	9 // Kentucky, 3/3/13
Minutes:	44 // Florida, 1/13/13

NCAA HIGHS

Points:	22 // Kansas, 3/24/12
Rebounds:	6 // Baylor, 3/26/12
Assists:	5 // Ohio State, 3/26/11
Steals:	3 // Oral Roberts, 3/23/13
Blocks:	2 // Creighton, 3/25/13*
Field Goals:	9 // Kansas, 3/24/12
3-Pointers:	4 // Louisville, 4/2/13*
Free Throws:	3 // Oral Roberts, 3/23/13*
Minutes:	40 // Ohio State, 3/26/11

PRODUCTION TRACKER

	2013-14	Career
Had a Double-Double	-	1
Scored 10+ Points	14	93
Scored 20+ Points	2	22
Scored 30+ Points	1	2
Led UT in Scoring	4	43
Led UT in 3-pt Made	9	57
Led UT in Steals	4	22
Made 3+ 3-pt	4	30
Had 3+ Steals	2	12

CAREER HONORS (PARTIAL LIST)

- Junkanoo Jam MVP (11/29/13)
- Junkanoo Jam All-Tournament Team (11/29/13)
- Naismith Trophy Early Season Watch List - 2013
- Wooden Award Preseason Top 30, "Wade Watch" List - 2013
- Media Preseason SEC Player of the Year - 2013
- Media & Coaches Preseason All-SEC First team - 2013
- Associated Press Third-Team All-American - 2013
- Full Court Third-Team All-American - 2013
- WBCA Honorable Mention All-American - 2013
- Coaches SEC Co-Player of the Year - 2013
- Associated Press & Coaches First-Team All-SEC - 2013
- State Farm Wade Trophy Finalist - 2013
- Naismith College Player of Year Finalist - 2013
- Wooden Player of the Year Finalist - 2013
- State Farm Wade Trophy Finalist - 2013
- Coaches Preseason All-SEC First Team - 2012-13
- Media Preseason Second-Team All-SEC - 2012-13
- Preseason All-SEC First Team - 2011-12
- AP Honorable Mention All-American - 2011
- AP & Coaches All-SEC Second Team - 2011
- Coaches SEC Freshman of the Year - 2011
- AP SEC Newcomer of the Year - 2011
- Coaches SEC All-Freshman Team - 2011

2013-14

- With 23 points against Notre Dame, broke into the top 10 on UT's all-time career scoring chart with 1,736 points
- Has scored in double figures in 14 of 18 games this year.
- Went a perfect 4-for-4 in 3-pointers against LSU, moving into third on UT's all-time career 3-point attempts with 618.

- Exploded for 32 points vs. Virginia at the Junkanoo Jam in Freeport, Bahamas over Thanksgiving, tying her school record with eight three-pointers and adding five assists.
- Was named Junkanoo Jam MVP after playing Virginia and SMU and tallying a combined 40 points between the two games.
- Started the season as the 21st Lady Vol all-time scorer. After 12 games, now stands at No. 13, with 1,668 career points.
- Needs 342 points to become the fifth Lady Vol to tally 2,000 career points.

AT TENNESSEE

- Scored a team-leading 589 points as a junior to move into 21st on UT's all-time scoring list with 1,487.
- Second-leading scorer in the SEC for all games in 2012-13, averaging 16.8 points per contest, but was No. 1 in SEC games only with a 19.3 average.
- Finished the season ranked second among active SEC career scoring leaders behind Kentucky's A'dia Mathies (2,014).
- Scored in double figures 31 times in 2012-13 and has done so 79 times in her career.
- Nailed 69 threes last year, raising her career tally to 183 and ranking fourth on the all-time UT list.
- From Dec. 30, 2012 vs. Rutgers until March 25, 2013, Meighan scored in double figures in 22-straight games.

PERSONAL

- Her brother, Ryan, plays football at Oklahoma State.
- Meighan is majoring in psychology.

2013-14 GAME-BY-GAME STATS

OPPONENT	DATE	MIN	FG	FGA	PCT	3FG	3FGA	PCT	FT	FTA	PCT	OR	DR	TR	PF	FO	A	TO	BLK	STL	PTS
*at Middle TN	11/8/13	29	2-11	.182	1-5	.200	4-5	.800	1	3	4	4-0	0	4	0	4	0	0	0	0	9
*at UNC	11/11/13	20	3-9	.333	0-3	.000	2-2	1.000	1	0	1	3-0	0	2	0	0	0	0	0	0	8
*Chattanooga	11/14/13	28	4-13	.308	1-5	.200	1-1	1.000	1	2	3	1-0	3	3	0	2	0	2	10		
*Georgia Tech	11/17/13	26	5-15	.333	1-6	.167	2-2	1.000	1	1	2	0-0	2	0	0	2	0	0	1	13	
*Oakland	11/24/13	19	5-11	.455	2-7	.286	2-2	1.000	0	2	2	1-0	1	1	0	3	14				
*vs. Virginia	11/28/13	36	11-20	.550	8-17	.470	2-4	.500	0	3	3	1-0	5	2	0	0	32				
*vs. SMU	11/29/13	30	3-13	.231	2-9	.222	4-5	.800	1	1	2	1-0	4	1	0	1	8				
*Texas	12/8/13	29	6-10	.600	0-2	.000	1-2	.500	0	3	3	2-0	4	4	0	0	13				
*Troy	12/14/13	18	5-14	.357	1-7	.143	5-6	.833	2	3	5	3-0	1	6	0	0	16				
*Tenn. State	12/17/13	27	5-8	.625	1-3	.333	2-2	1.000	0	3	3	1-0	7	6	0	3	13				
*at Stanford	12/21/13	26	5-18	.278	1-6	.167	4-7	.571	3	3	6	0-0	1	0	0	0	15				
*Lipscomb	12/29/13	18	4-5	.800	3-4	.750	4-5	.800	0	0	0	3-0	2	2	0	1	15				
*LSU	1/2/14	25	4-6	.667	4-4	1.000	3-3	1.000	0	1	1	5-1	1	5	0	0	15				
*at Georgia	1/5/14	24	3-9	.333	1-3	.333	4-5	.800	0	5	5	1-0	0	4	0	2	11				
*Ole Miss	1/9/14	20	6-15	.400	0-4	.000	0-0	.000	1	1	2	0-0	2	3	0	2	12				
*at Vanderbilt	1/12/14	36	8-21	.381	3-11	.273	0-1	.000	1	4	5	4-0	2	2	0	1	19				
*at Miss. State	1/13/14	16	1-3	.333	1-2	.500	0-0	.000	0	1	1	1-0	3	3	0	2	3				
*Notre Dame	1/20/14	36	10-14	.714	3-4	.750	0-0	.000	0	3	3	4-0	3	7	0	0	23				
Florida	1/23/14																				
at Texas A&M	1/26/14																				
Arkansas	1/30/14																				
at Alabama	2/2/14																				
at Ole Miss	2/6/14																				
Vanderbilt	2/10/14																				
Kentucky	2/13/14																				
Auburn	2/20/14																				
at Missouri	2/23/14																				
at LSU	2/27/14																				
South Carolina	3/2/14																				

* indicates game started

CAREER STATS

Season	GP-GS	MIN/MPG	FGs	FG Pct	3FGs	3FG Pct	FTs	FT Pct	O-R-Reb	RPG	PF-FO	Asst	TO	Blk	Stl	Pts	PPG
10-11	37-36	974/26.3	183-438	.418	63-187	.337	71-96	.740	24-77-101	2.7	69-1	104	104	7	24	500	13.5
11-12	36-22	901/25.0	143-381	.375	51-164	.311	61-83	.735	22-59-81	2.3	47-0	47	72	12	30	398	11.1
12-13	35-35	1108/31.7	217-527	.412	69-189	.365	86-101	.851	33-93-126	3.6	76-0	73	93	11	50	589	16.8
13-14	18-17	463/25.7	90-215	.419	33-102	.324	36-47	.766	12-39-51	2.8	35-1	41	55	0	18	249	13.8
Totals	126-110	3446/27.3	633-1561	.406	216-642	.336	254-327	.777	91-268-359	2.8	227-2	265	324	30	122	1736	13.8





JANNAH TUCKER

Freshman • 6-0 • Guard
Randallstown, Md. • New Town H.S.

4

13-14 SEASON HIGHS

Points:	--
Rebounds:	--
Assists:	--
Steals:	--
Blocks:	--
Field Goals:	--
3-Pointers:	--
Free Throws:	--
Minutes:	--

*Indicates most recent high

CAREER HIGHS

Points:	--
Rebounds:	--
Assists:	--
Steals:	--
Blocks:	--
Field Goals:	--
3-Pointers:	--
Free Throws:	--
Minutes:	--

SEC HIGHS

Points:	--
Rebounds:	--
Assists:	--
Steals:	--
Blocks:	--
Field Goals:	--
3-Pointers:	--
Free Throws:	--
Minutes:	--

NCAA HIGHS

Points:	--
Rebounds:	--
Assists:	--
Steals:	--
Blocks:	--
Field Goals:	--
3-Pointers:	--
Free Throws:	--
Minutes:	--

PRODUCTION TRACKER

	2013-14	Career
Had a Double-Double	-	-
Scored 10+ Points	-	-
Scored 20+ Points	-	-
Scored 30+ Points	-	-
Led UT in Scoring	-	-
Led UT in 3-pt Made	-	-
Led UT in Steals	-	-
Made 3+ 3-pt	-	-
Had 3+ Steals	-	-

2013-14 AT TENNESSEE

- Is expected to redshirt this season.
- Attended first official practice as a Lady Vol on Dec. 27, 2013, and participated in first workout on Dec. 28, 2013.

HIGH SCHOOL

- Rated the No. 8 player nationally by HoopGuriz/ESPNU.
- Women's Basketball Insider lists her as the No. 11 ranked player.
- Ranked as the nation's No. 12 player by Full Court.
- Did not play her senior season due to the knee injury suffered with USA Basketball, but she resumed activity without limitations in April 2013.
- Baltimore Sun All-State First Team (2011) and All-Metro (2011).
- As a junior in 2011-12, averaged 30 points, six assists and four steals per game.
- As a sophomore in 2010-11, started in 20 of 20 games played, and averaged 26.2 points, 12.0 rebounds, 8.0 steals and 6.1 assists to help New Town to a 16-8 record and the first round of the state playoffs.
- Set a school single-game record of 39 points vs. Southside Academy (2010-11).
- As a freshman in 2009-10, attended Western High School in Maryland, where she averaged 11.3 points, 4.7 rebounds and 2.5 assists to help her team to the Class 3A state title game.
- Was a Ben Carson Scholar and member of the honor roll at NTHS.

USA/AU BASKETBALL

- Part of gold-medal-winning USA U18 unit at the FIBA

Americas Championship in August 2012.

- Teamed with UT teammate Bashaara Graves on that squad before suffering an ACL tear to her left knee.
- Played two games, starting one, before being injured and averaged 4.0 points and 3.0 rebounds.
- Also won a gold medal in Merida, Mexico, with the USA U16 team at the FIBA Americas Championship in June 2011, playing with Lady Vol classmate Mercedes Russell.
- Started all five games and averaged 9.4 points, 7.2 rebounds, 3.0 steals and 2.6 assists for the American squad.
- Played for former Lady Vol Jill Rankin Schneider on that team.
- Played AAU ball for the Philly Belles.

PERSONAL

- Full name is Jannah Sabree Tucker.
- Nickname is "JT."
- Born on May 17, 1995, in Baltimore, Md.
- Parents are Robert and Cynthia Tucker.
- Siblings include Robbie, Amirah, Mayah and Khori.
- Father played basketball at the University of Richmond and Loyola College; sister, Amirah, plays basketball at the University of Maryland, Baltimore County; uncle, Jason Tucker, played basketball at Nichols State; and aunt, Alisha Johnson, played basketball at Lincoln University.
- Enrolled in the College of Arts & Sciences.
- Interested in a career in sports or entertainment law.
- Father introduced her to the sport of boxing to improve her quickness and agility.

2013-14 GAME-BY-GAME STATS

OPPONENT	DATE	MIN	FG	FGA	PCT	3FG	FGA	PCT	FT	FTA	PCT	OR	DR	TR	PF	FO	A	TO	BLK	STL	PTS	
Lipscomb	12/29/13				DNP																	
LSU	1/2/14				DNP																	
at Georgia	1/5/14				DNP																	
Ole Miss	1/9/14				DNP																	
at Vanderbilt	1/12/14				DNP																	
at Miss. State	1/13/14				DNP																	
Notre Dame	1/20/14				DNP																	
Florida	1/23/14																					
at Texas A&M	1/26/14																					
Arkansas	1/30/14																					
at Alabama	2/2/14																					
at Ole Miss	2/6/14																					
Vanderbilt	2/10/14																					
Kentucky	2/13/14																					
Auburn	2/20/14																					
at Missouri	2/23/14																					
at LSU	2/27/14																					
South Carolina	3/2/14																					

* indicates game started

CAREER STATS

Season	GP-GS	MIN/MPG	FGs	FG Pct	3FGs	3FG Pct	FTs	FT Pct	O-R-Reb	RPG	PF-FO	Asst	TO	Blk	Stl	Pts	PPG
13-14																	
Totals																	



CAREER GAME-BY-GAME STATISTICS

CIERRA BURDICK

2011-12 Opp.	Pts.	Reb.	Assts.	Blk	Stl.
Pepperdine	7	1	2	2	0
Miami	0	0	0	0	0
at Virginia	0	1	1	0	0
Baylor	0	0	0	0	0
Middle Tenn.	14	10	0	3	0
Texas	0	3	3	0	0
vs. DePaul	15	2	0	0	3
at Rutgers	0	1	0	1	0
at UCLA	4	0	0	0	0
at Stanford	2	0	0	0	0
Old Dominion	4	5	9	1	1
at Auburn	2	2	0	0	1
Chattanooga	8	3	2	1	0
Georgia	3	2	0	0	0
at Arkansas	6	2	1	1	0
at Kentucky	0	1	0	1	0
Vanderbilt	6	0	0	0	0
LSU	15	6	1	1	1
at Notre Dame	4	5	2	0	2
*at Alabama	9	3	2	0	0
*at Georgia	4	6	1	1	0
*S. Carolina	4	1	0	1	0
Auburn	4	0	0	0	0
at Vanderbilt	7	9	2	2	0
Kentucky	2	5	3	0	0
at Mississippi State	10	7	3	2	0
at Ole Miss	10	6	2	1	0
Arkansas	4	3	0	0	1
Florida	6	3	0	0	0
vs. Vanderbilt	4	2	0	0	0
vs. South Carolina	5	2	0	0	0
vs. LSU	4	1	0	0	0
vs. UT Martin	0	2	0	1	0
vs. DePaul	2	4	0	2	0
vs. Kansas	0	2	0	0	1
vs. Baylor	0	1	0	0	0

2012-13 Opp.	Pts.	Reb.	Assts.	Blk	Stl.
*at Chattanooga	4	7	0	0	1
*at Georgia Tech	16	6	3	2	1
*Rice	8	6	4	1	2
*at Miami	7	10	4	1	1
*Alcorn State	4	4	3	1	1
*Middle Tenn.	6	5	3	2	1
*North Carolina	15	10	2	1	1
*at Texas	14	5	1	1	1
*at Baylor	2	6	1	0	1
*Stanford	11	4	0	1	0
Davidson	10	10	0	0	3
*Rutgers	9	5	0	1	3
Mississippi State	4	5	3	0	1
at Missouri	2	4	0	0	0
*at LSU	9	9	3	1	0
*Ole Miss	6	3	2	0	0
*Vanderbilt	4	8	3	1	0
*Auburn	15	13	1	0	0
*at Arkansas	5	5	0	1	0
Texas A&M	15	14	2	0	0
at Kentucky	11	11	0	4	1
vs. Florida	14	8	2	2	0
vs. Texas A&M	0	1	0	0	0
Oral Roberts	13	8	1	1	1
Creighton	4	4	2	0	2
vs. Oklahoma	13	6	1	0	2
vs. Louisville	6	2	0	0	0

2013-14 Opp.	Pts.	Reb.	Assts.	Blk	Stl.
*at MTSU	6	11	2	0	1
*at UNC	8	9	5	1	1
*Chattanooga	0	8	1	0	0
*Georgia Tech	7	8	0	0	1
*Oakland	8	6	3	0	0
*Virginia	10	6	0	0	0
SMU	6	7	2	1	1
Texas	10	8	1	0	1

Troy	15	10	3	0	0
*Tennessee State	12	4	2	1	2
at Stanford	5	3	3	0	0
Lipscomb	13	10	7	0	2
LSU	0	6	1	0	0
Georgia	0	2	1	0	0
Ole Miss	7	9	3	3	0
Vanderbilt	11	5	1	0	0
*Mississippi State	9	5	1	0	3
Notre Dame	5	4	1	0	0

ANDRAYA CARTER

2012-13 Opp.	Pts.	Reb.	Assts.	Blk	Stl.
*at Chattanooga	4	2	0	0	2
*at Georgia Tech	3	4	4	0	1
*Rice	5	0	1	1	1
*at Miami	16	3	3	0	0
*Alcorn State	7	2	2	0	4
Middle Tenn.	2	0	2	0	1
North Carolina	0	0	1	0	0

2013-14 Opp.	Pts.	Reb.	Assts.	Blk	Stl.
at MTSU	10	4	1	1	0
at UNC	10	3	0	0	1
Chattanooga	5	2	1	0	1
Georgia Tech	8	2	3	0	2
Oakland	3	4	4	0	2
Virginia	0	2	2	1	0
*SMU	4	4	2	0	1
Texas	5	3	1	0	3
Troy	4	2	6	0	2
*Tennessee State	7	7	3	0	1
*at Stanford	7	1	0	0	2
*Lipscomb	3	2	1	0	1
*LSU	2	3	0	1	1
Georgia	8	5	2	0	1
Ole Miss	14	6	0	0	2
Vanderbilt	2	3	1	0	3
Mississippi State	9	5	1	0	2
Notre Dame	4	3	1	0	1

BASHAARA GRAVES

2012-13 Opp.	Pts.	Reb.	Assts.	Blk	Stl.
at Chattanooga	14	8	0	0	1
*at Georgia Tech	18	12	0	0	4
*Rice	18	6	3	0	0
*at Miami	20	6	0	0	3
*Alcorn State	10	3	2	0	1
*Middle Tenn.	15	12	1	0	3
*North Carolina	11	8	2	0	1
*at Texas	14	10	0	2	0
*at Baylor	6	4	0	0	1
*Stanford	15	12	0	0	0
*Davidson	16	10	1	2	2
*Rutgers	11	14	0	0	2
*at S. Carolina	9	8	1	0	1
*Georgia	23	8	2	0	0
*Missouri	16	8	2	1	1
*at Florida	17	12	4	0	2
*at Auburn	7	11	3	0	1
*Alabama	19	8	0	0	1
*at Vanderbilt	16	8	1	0	0
*Notre Dame	19	13	1	0	1
*Mississippi State	10	7	1	0	2
*at Missouri	11	6	0	1	0
*at LSU	17	4	1	0	4
*Ole Miss	19	11	1	1	1
*Vanderbilt	13	7	1	1	1
*Auburn	14	9	5	1	3
*at Arkansas	11	9	0	0	3
*Texas A&M	14	7	1	0	1
*at Kentucky	12	5	0	1	0
*vs. Florida	10	6	0	0	1
*vs. Texas A&M	4	5	1	1	0
*Oral Roberts	11	7	3	0	2
*Creighton	4	3	2	0	0
*vs. Oklahoma	6	4	0	1	3

*vs. Louisville	11	10	3	1	3
-----------------	----	----	---	---	---

2013-14 Opp.	Pts.	Reb.	Assts.	Blk	Stl.
*at MTSU	4	4	1	0	1
*at UNC	8	8	3	0	0
*Chattanooga	11	7	1	0	0
*Georgia Tech	23	18	5	0	0
Oakland	15	11	1	1	0
*Virginia	7	5	1	0	0
*SMU	10	10	1	0	1
Texas	7	6	1	0	1
*Troy	16	5	2	0	3
*Tennessee State	17	8	1	1	1
*at Stanford	14	5	0	0	0
*Lipscomb	11	7	2	0	0
*LSU	7	3	0	0	1
Georgia	7	2	0	1	1
Ole Miss	8	4	0	0	0
Vanderbilt	4	5	1	0	0
Mississippi State	13	5	2	0	0
*Notre Dame	4	4	3	0	0

ISABELLE HARRISON

2011-12 Opp.	Pts.	Reb.	Assts.	Blk	Stl.
Pepperdine	5	8	0	1	1
Miami	4	2	0	1	0
at Virginia	6	7	0	2	0
Baylor	0	7	1	0	0
Middle Tenn.	7	9	0	1	1
Texas	1	4	0	2	0
vs. DePaul	6	2	0	1	0
at Rutgers	0	1	0	0	0
at UCLA	0	0	0	1	1
at Stanford	0	1	0	0	0
Old Dominion	10	3	1	0	1
at Auburn	2	2	0	0	0
Chattanooga	13	8	1	2	0
Georgia	4	1	0	0	0
at Arkansas	2	3	0	0	0
at Kentucky	0	3	0	0	0
Vanderbilt	2	0	0	0	0
LSU	2	1	0	0	1
at Notre Dame	2	0	0	1	0
at Alabama	10	6	0	2	0
at Georgia	0	1	0	0	1
Auburn	5	4	0	1	0
at Vanderbilt	1	0	0	0	0
vs. Kentucky	5	3	0	0	0
Arkansas	2	1	0	0	0
Florida	2	0	0	0	0
vs. Vanderbilt	2	0	0	0	0
vs. South Carolina	2	0	0	1	0
vs. LSU	2	0	0	0	0
vs. UT Martin	3	4	0	1	1
vs. Baylor	2	2	0	0	0

2012-13 Opp.	Pts.	Reb.	Assts.	Blk	Stl.
*at Chattanooga	13	12	0	1	0
*at Georgia Tech	6	4	1	2	1
*Rice	16	12	1	2	0
*at Miami	4	6	2	3	1
Alcorn State	10	7	1	3	4
*Middle Tenn.	10	5	1	6	0
*North Carolina	18	11	0	3	1
*at Texas	3	3	1	1	1
*Stanford	0	3	1	0	0
Davidson	13	9	0	2	2
*Rutgers	18	11	2	1	6
*at S. Carolina	18	14	1	7	2
*Georgia	7	6	1	2	2
*Missouri	12	15	2	4	1
*at Florida	10	9	0	0	0
*at Auburn	4	11	1	0	2
*Alabama	14	6	3	2	1
*at Vanderbilt	8	9	2	1	0
*Notre Dame	6	5	0	0	0
at Arkansas	0	2	1	0	0

Texas A&M	10	4	0	2	1
Oral Roberts	7	5	1	3	0
Creighton	8	5	0	3	0
vs. Oklahoma	12	8	1	3	1
vs. Louisville	11	6	0	1	0

2013-14 Opp.	Pts.	Reb.	Assts.	Blk	Stl.
*at MTSU	13	7	1	1	0
*at UNC	14	6	0	1	2
*Chattanooga	6	6	1	1	0
*Georgia Tech	10	18	0	2	1
*Oakland	11	4	0	1	1
*Virginia	6	7	0	2	0
*SMU	10	2	0	0	0
*Texas	18	8	1	1	1
*Troy	13	12	0	1	1
Tennessee State	12	11	2	0	2
*at Stanford	10	13	0	1	1
*Lipscomb	26	15	0	3	4
*LSU	26	10	0	0	1
*Georgia	18	10	2	1	1
*Ole Miss	16	10	2	2	1
*Vanderbilt	10	5	0	1	1
*Mississippi State	10	5	2	1	1
*Notre Dame	13	16	0	0	1

JASMINE JONES

2012-13 Opp.	Pts.	Reb.	Assts.	Blk	Stl.
at Chattanooga	4	5	1	1	0
at Georgia Tech	6	11	1	0	0
Rice	6	0	0	0	1
at Miami	0	1	0	0	0
Alcorn State	10	7	2	0	1
Middle Tenn.	7	4	0	0	0
North Carolina	4	2	1	0	2
at Texas	10	9	1	0	2
at Baylor	2	3	0	0	0
Stanford	0	1	0	0	1
*Davidson	6	7	0	0	1
Rutgers	2	0	0	0	0
at S. Carolina	0	1	0	0	0
Georgia	12	7	4	1	0
Missouri	6	6	0	1	3
at Florida	1	2	0	0	0
at Auburn	3	5			

*Georgia	6	2	0	0	1
*Ole Miss	5	5	2	1	0
*Vanderbilt	13	6	0	1	1
*Mississippi State	4	2	0	0	0
*Notre Dame	0	0	0	0	0

ARIEL MASSENGALE

<u>2011-12 Opp.</u>	<u>Pts.</u>	<u>Reb.</u>	<u>Ass.</u>	<u>Blk</u>	<u>Stl.</u>
*Pepperdine	2	3	5	0	2
*Miami	11	4	9	0	1
*at Virginia	2	4	7	0	4
*Baylor	4	1	4	0	0
*Middle Tenn.	14	4	5	0	2
*Texas	10	3	5	0	2
at Stanford	0	1	1	0	0
*Old Dominion	11	1	5	0	4
*at Auburn	4	4	2	0	1
*Chattanooga	19	1	2	0	2
*Georgia	19	3	9	0	0
*at Arkansas	7	2	5	0	1
*at Kentucky	6	4	5	0	1
*Vanderbilt	6	2	12	0	2
*LSU	8	2	3	0	3
*at Notre Dame	3	1	4	0	2
*at Alabama	1	2	11	0	2
*at Georgia	16	4	3	0	1
*S. Carolina	12	3	3	0	0
*Auburn	14	5	4	0	4
*at Vanderbilt	2	2	7	0	1
*Kentucky	7	1	7	0	0
*at Mississippi State	0	3	1	0	3
*at Ole Miss	4	2	7	0	2
*Arkansas	9	2	6	0	1
*Florida	8	2	5	0	0
vs. Vanderbilt	3	1	3	0	0
vs. South Carolina	6	3	3	0	2
vs. LSU	9	2	6	0	0
vs. UT Martin	8	2	4	0	0
vs. DePaul	4	0	3	1	0
vs. Kansas	12	3	5	0	2
vs. Baylor	4	0	1	1	0

<u>2012-13 Opp.</u>	<u>Pts.</u>	<u>Reb.</u>	<u>Ass.</u>	<u>Blk</u>	<u>Stl.</u>
at Chattanooga	7	3	2	0	0
at Georgia Tech	9	3	4	0	1
Rice	4	0	3	0	1
at Miami	14	4	5	0	1
*Alcorn State	6	0	2	0	3
*Middle Tenn.	15	1	4	0	2
*North Carolina	3	3	7	0	1
*at Texas	15	3	7	0	1
*at Baylor	7	6	0	0	1
*Stanford	11	5	5	0	1
Davidson	4	1	2	0	1
*Rutgers	2	1	6	0	1
*at S. Carolina	13	0	3	0	0
*Georgia	8	4	6	0	0
*Missouri	8	6	5	0	1
*at Florida	12	2	4	0	1
*at Auburn	11	4	5	0	0
*Alabama	8	2	6	0	2
*at Vanderbilt	6	5	6	0	1
*Notre Dame	3	4	9	0	1
*Mississippi State	5	2	2	0	1
*at Missouri	10	3	3	0	2
*at LSU	9	1	6	1	2
*Ole Miss	7	3	8	0	1
*Vanderbilt	14	3	5	0	1
*Auburn	10	3	10	0	1
*at Arkansas	8	2	4	0	1
*Texas A&M	0	0	6	0	1
*at Kentucky	5	3	2	0	0
*vs. Florida	10	3	3	0	1
*vs. Texas A&M	2	3	2	0	0
*Oral Roberts	13	3	6	0	0
*Creighton	11	0	2	0	3
*vs. Oklahoma	5	3	5	0	0
*vs. Louisville	1	2	3	0	2

<u>2013-14 Opp.</u>	<u>Pts.</u>	<u>Reb.</u>	<u>Ass.</u>	<u>Blk</u>	<u>Stl.</u>
*at MTSU	12	2	5	0	4
*at UNC	20	6	7	0	3
*Chattanooga	16	2	5	0	1
*Georgia Tech	9	4	5	0	3
*Oakland	13	1	6	0	1
*Virginia	10	1	13	0	1
*SMU	16	5	5	0	0
*Texas	15	3	7	0	2
*Troy	5	2	6	0	1
*Tennessee State	8	3	5	0	0
*at Stanford	17	4	4	0	1
*Lipscomb	7	2	6	0	0
*LSU	10	2	12	0	3
*Georgia	28	2	2	0	2
*Ole Miss	23	7	3	0	0
*Vanderbilt	2	3	4	0	1
*Mississippi State	13	2	7	0	1
*Notre Dame	14	6	6	0	2

NIA MOORE

<u>2012-13 Opp.</u>	<u>Pts.</u>	<u>Reb.</u>	<u>Ass.</u>	<u>Blk</u>	<u>Stl.</u>
at Georgia Tech	0	0	0	0	0
Rice	4	1	1	0	1
Alcorn State	10	7	0	2	1
North Carolina	6	2	0	0	1
at Texas	0	0	0	1	0
at Baylor	2	5	0	0	1
*Davidson	4	4	0	1	0
Rutgers	0	1	0	0	0
at S. Carolina	0	1	0	0	0
Georgia	0	0	0	0	0
Missouri	2	2	0	2	1
Alabama	5	2	1	2	2
Mississippi State	8	3	0	1	0
Ole Miss	12	3	0	1	0
Vanderbilt	0	2	0	0	0
Auburn	0	0	0	0	0
vs. Texas A&M	0	1	0	0	0
Oral Roberts	2	2	2	1	0
Creighton	0	1	0	0	0
vs. Oklahoma	0	1	0	0	0

<u>2013-14 Opp.</u>	<u>Pts.</u>	<u>Reb.</u>	<u>Ass.</u>	<u>Blk</u>	<u>Stl.</u>
Chattanooga	4	5	0	2	0
Georgia Tech	0	0	1	2	0
Oakland	2	2	0	0	0
SMU	6	6	0	2	0
Troy	10	13	3	0	0
Tennessee State	7	8	1	3	0
Lipscomb	11	5	0	1	0
Georgia	0	0	0	0	0
Ole Miss	0	0	0	0	0

JORDAN REYNOLDS

<u>2013-14 Opp.</u>	<u>Pts.</u>	<u>Reb.</u>	<u>Ass.</u>	<u>Blk</u>	<u>Stl.</u>
at MTSU	0	0	0	0	0
at UNC	5	3	0	0	1
Chattanooga	9	4	1	0	0
Georgia Tech	0	0	2	0	1
Oakland	5	4	4	0	3
Virginia	5	1	0	0	0
SMU	5	4	3	0	2
Texas	2	1	1	0	2
Troy	5	2	1	0	1
Tennessee State	6	3	6	0	2
at Stanford	0	1	1	0	0
Lipscomb	5	6	8	0	1
LSU	0	0	0	0	0
Georgia	0	2	1	0	0
Ole Miss	7	5	4	1	1
Vanderbilt	0	0	0	0	0
Mississippi State	0	1	0	0	0
Notre Dame	0	0	0	0	0

MERCEDES RUSSELL

<u>2013-14 Opp.</u>	<u>Pts.</u>	<u>Reb.</u>	<u>Ass.</u>	<u>Blk</u>	<u>Stl.</u>
at MTSU	11	7	1	3	1
at UNC	2	4	0	1	1

Chattanooga	15	4	0	1	0
Georgia Tech	14	5	0	0	0
Oakland	10	5	0	0	0
Virginia	4	3	0	1	1
SMU	9	7	0	0	1
*Texas	2	4	0	0	0
Troy	10	8	1	2	2
Tennessee State	12	7	0	6	0
at Stanford	2	2	1	1	0
Lipscomb	12	7	2	5	0
LSU	9	4	0	1	0
*Georgia	7	5	1	1	0
*Ole Miss	2	7	0	3	1
*Vanderbilt	2	5	1	0	0
*Mississippi State	6	5	0	1	0
Notre Dame	7	4	1	1	0

MEIGHAN SIMMONS

<u>2010-11 Opp.</u>	<u>Pts.</u>	<u>Reb.</u>	<u>Ass.</u>	<u>Blk</u>	<u>Stl.</u>
at Louisville	22	8	3	0	1
*Chattanooga	26	2	4	0	3
*Virginia	12	4	2	0	1
*Arizona St.	12	4	2	0	1
*at Missouri	14	2	3	0	1
*at Georgia Tech	14	0	0	0	0
*at Georgetown	11	5	4	1	2
*Lamar	28	2	5	1	2
*at Old Dominion	14	2	4	0	2
*at Texas	18	3	1	0	1
*at Baylor	22	5	0	0	1
*Stanford	23	7	2	0	0
*ETSU	13	0	2	0	0
*Rutgers	7	2	1	1	1
*at Louisiana St.	9	0	1	0	0
*Alabama	15	1	11	0	0
Ole Miss	18	4	3	0	0
*at Florida	14	4	1	0	1
*Vanderbilt	17	2	3	0	0
*at S. Carolina	16	3	4	0	0
*at Auburn	5	4	3	0	0
*Miss. State	12	5	4	0	2
*at Arkansas	0	2	3	1	0
*at Kentucky	15	4	4	0	0
*Florida	4	0	3	0	0
*at Vanderbilt	9	1	3	0	1
*S. Carolina	17	5	4	0	0
*Georgia	14	2	4	0	0
*at Ole Miss	5	2	3	0	0
*LSU	10	3	0	0	0
*at Florida	5	0	0	0	0
*at Georgia	18	4	5	0	1
*at Kentucky	16	3	3	0	1
*vs. Stetson	9	1	2	0	0
*vs. Marquette	18	2	3	0	0
*vs. Ohio St.	18	5	5	2	2
*vs. Notre Dame	2	1	1	0	1

<u>2011-12 Opp.</u>	<u>Pts.</u>	<u>Reb.</u>	<u>Ass.</u>	<u>Blk</u>	<u>Stl.</u>
Pepperdine	13	3	1	1	0
Miami	18	4	3	0	1
*at Virginia	3	1	0	1	0
*Baylor	2	3	3	0	2
*Middle Tenn.	5	1	2	0	2
*Texas	10	1	1	1	2
*vs. DePaul	9	3	2	0	2
*at Rutgers	13	6	1	1	0
*at UCLA	18	4	3	1	1
*at Stanford	13	2	4	0	0
*Old Dominion	12	0	1	0	1
*at Auburn	20	4	2	0	1
*Chattanooga	10	2	2	2	0
*Georgia	10	2	1	0	0
*at Arkansas	7	1	1	0	0
*at Kentucky	3	2	1	0	0
*Vanderbilt	10	3	1	1	3
*LSU	19	5	4	0	2
*at Notre Dame	13	2	0	0	0
at Alabama	9	1	0	0	0
*at Georgia	9	0	1	0	0

*S. Carolina	4	2	0	0	0
*Auburn	13	1	1	0	2
*at Vanderbilt	20	0	1	0	1
*Kentucky	25	2	3	1	2
*at Mississippi State	6	1	2	0	0
*at Ole Miss	9	5	1	0	0
*Arkansas	7	2	2	0	0
Florida	12	4	0	0	1
vs. Vanderbilt	11	0	0	1	2
vs. South Carolina	5	0	1	0	1
vs. LSU	0	1	1	0	0
vs. UT Martin	20	2	0	1	2
vs. DePaul	13	1	0	0	1
vs. Kansas	22	4	0	0	1
vs. Baylor	5	6	1	1	0

2012-13 Opp.

<u>Pts.</u>	<u>Reb.</u>	<u>Ass.</u>	<u>Blk</u>	<u>Stl.</u>	
*at Chattanooga	23	6	3	0	3
*at Georgia Tech	9	1	2	0	2
*Rice	22	5	0	0	4
*at Miami	7	3	2	0	1
*Alcorn State	12	2	2	1	1
*Middle Tenn.	19	4	3	0	2
*North Carolina	33	6	4	0	3
*at Texas	18	3	3	0	3
*at Baylor	16	5	0	1	1
*Stanford	12	3	0	0	0
*Davidson	9	1	2	0	1
*Rutgers	15	2	2	0	2
*at S. Carolina	10	3	4	1	0
*Georgia	16	2	5	0	1
*Missouri	18	5	1	0	1
*at Florida	27	0	1	0	2
*at Auburn	29	2	1	1	4
*Alabama	16	7	3	0	0
*at Vanderbilt	23	5	3	0	1
*Notre Dame	11	4	2	1	1
*Mississippi State	21	6	3	1	0
*at Missouri	1				

2013-14 Tenn. Women's Basketball Tennessee Combined Team Statistics (as of Jan 20, 2014) All games

RECORD:	OVERALL	HOME	AWAY	NEUTRAL
ALL GAMES	14-4	8-2	4-2	2-0
CONFERENCE	3-2	1-1	2-1	0-0
NON-CONFERENCE	11-2	7-1	2-1	2-0

#	Player	gp-gs	min	avg	Total			3-Point		F-Throw		Rebounds			pf	dq	a	to	blk	stl	pts	avg
					fg-fga	fg%	3fg-fga	3fg%	ft-fa	ft%	off	def	tot	avg								
10	Simmons, Meighan	18-17	463	25.7	90-215	.419	33-102	.324	36-47	.766	12	39	51	2.8	35	1	41	55	0	18	249	13.8
20	Harrison, Isabelle	18-17	371	20.6	86-154	.558	0-0	.000	70-99	.707	58	107	165	9.2	49	2	11	45	19	19	242	13.4
05	Massengale, Ariel	18-18	567	31.5	70-177	.395	31-79	.392	67-80	.838	5	52	57	3.2	23	0	108	45	0	26	238	13.2
12	Graves, Bashaara	18-13	402	22.3	71-129	.550	0-2	.000	44-64	.688	63	54	117	6.5	36	1	25	27	3	9	186	10.3
21	Russell, Mercedes	18-5	357	19.8	61-103	.592	0-0	.000	14-41	.341	34	59	93	5.2	25	0	8	22	27	7	136	7.6
11	Burdick, Cierra	18-8	434	24.1	52-150	.347	1-9	.111	27-38	.711	40	81	121	6.7	47	2	36	29	6	13	132	7.3
14	Carter, Andraya	18-5	385	21.4	36-82	.439	14-33	.424	19-27	.704	34	27	61	3.4	42	0	29	20	3	26	105	5.8
02	Jones, Jasmine	17-7	288	16.9	34-85	.400	4-10	.400	16-24	.667	28	42	70	4.1	37	0	18	42	6	12	88	5.2
01	Moore, Nia	9-0	96	10.7	16-29	.552	0-0	.000	8-10	.800	18	22	40	4.4	6	0	5	11	12	1	40	4.4
00	Reynolds, Jordan	18-0	237	13.2	21-56	.375	8-23	.348	4-6	.667	7	30	37	2.1	25	0	32	15	1	14	54	3.0
Team											36	40	76				9					
Total.....		18	3600		537-1180	.455	91-258	.353	305-436	.700	335	553	888	49.3	325	6	313	320	77	145	1470	81.7
Opponents.....		18	3600		412-1184	.348	103-332	.310	220-341	.645	270	368	638	35.4	382	14	221	300	46	154	1147	63.7

TEAM STATISTICS	UT	OPP	Date	Opponent	Score	Att.
SCORING	1470	1147	11/08/13	at Middle Tennessee	w 67-57	11227
Points per game	81.7	63.7	11/11/13	at North Carolina	w 81-65	4923
Scoring margin	+17.9	-	11/14/13	CHATTANOOGA	w 80-56	10508
FIELD GOALS-ATT	537-1180	412-1184	11/17/13	GEORGIA TECH	w 87-76	10364
Field goal pct	.455	.348	11/24/13	OAKLAND	w 84-50	10313
3 POINT FG-ATT	91-258	103-332	11/28/13	vs Virginia	w 76-67	456
3-point FG pct	.353	.310	11/29/13	vs SMU	w 87-47	563
3-pt FG made per game	5.1	5.7	12/08/13	TEXAS	w 75-61	11659
FREE THROWS-ATT	305-436	220-341	12/14/13	TROY	w 103-64	11358
Free throw pct	.700	.645	12/17/13	TENNESSEE STATE	w 94-43	9607
F-Throws made per game	16.9	12.2	12/21/13	at Stanford	L 70-76	6044
REBOUNDS	888	638	12/29/13	LIPSCOMB	w 110-42	12046
Rebounds per game	49.3	35.4	* 01/02/14	LSU	L 77-80	14437
Rebounding margin	+13.9	-	* 01/05/14	at Georgia	w 85-70	6571
ASSISTS	313	221	* 01/09/14	OLE MISS	w 94-70	10382
Assists per game	17.4	12.3	* 01/12/14	at Vanderbilt	L 63-74	9412
TURNOVERS	320	300	* 01-16-14	at Mississippi State	w 67-63	3169
Turnovers per game	17.8	16.7	01/20/14	NOTRE DAME	L 70-86	13346
Turnover margin	-1.1	-				
Assist/turnover ratio	1.0	0.7		* - Conference game		
STEALS	145	154				
Steals per game	8.1	8.6				
BLOCKS	77	46				
Blocks per game	4.3	2.6				
ATTENDANCE	114020	42365				
Home games-Avg/Game	10-11402	6-6891				
Neutral site-Avg/Game	-	2-510				

Score by Periods	1st	2nd	Totals
Tennessee	699	771	1470
Opponents	552	595	1147



2013-14 Tenn. Women's Basketball Tennessee Combined Team Statistics (as of Jan 20, 2014) Conference games

RECORD:	OVERALL	HOME	AWAY	NEUTRAL
ALL GAMES	3-2	1-1	2-1	0-0
CONFERENCE	3-2	1-1	2-1	0-0
NON-CONFERENCE	0-0	0-0	0-0	0-0

#	Player	gp-gs	min	avg	Total		3-Point		F-Throw		Rebounds			pf	dq	a	to	blk	stl	pts	avg	
					fg-fga	fg%	3fg-fga	3fg%	ft-fa	ft%	off	def	tot									avg
20	Harrison, Isabelle	5-5	113	22.6	27-49	.551	0-0	.000	26-38	.684	19	21	40	8.0	18	1	6	15	5	5	80	16.0
05	Massengale, Ariel	5-5	172	34.4	22-53	.415	7-22	.318	25-27	.926	0	16	16	3.2	4	0	28	11	0	7	76	15.2
10	Simmons, Meighan	5-4	121	24.2	22-54	.407	9-24	.375	7-9	.778	2	12	14	2.8	11	1	8	17	0	7	60	12.0
12	Graves, Bashaara	5-1	108	21.6	14-22	.636	0-0	.000	11-16	.688	8	11	19	3.8	14	0	3	8	1	2	39	7.8
02	Jones, Jasmine	5-4	104	20.8	12-30	.400	1-4	.250	11-13	.846	13	12	25	5.0	7	0	4	14	3	4	36	7.2
14	Carter, Andraya	5-1	117	23.4	14-31	.452	4-11	.364	3-5	.600	15	7	22	4.4	9	0	4	5	1	9	35	7.0
11	Burdick, Cierra	5-1	115	23.0	11-32	.344	0-0	.000	5-9	.556	9	18	27	5.4	14	0	6	9	3	4	27	5.4
21	Russell, Mercedes	5-4	103	20.6	12-22	.545	0-0	.000	2-8	.250	14	12	26	5.2	6	0	2	6	6	1	26	5.2
00	Reynolds, Jordan	5-0	44	8.8	2-6	.333	1-4	.250	2-2	1.000	4	4	8	1.6	5	0	5	4	1	1	7	1.4
01	Moore, Nia	2-0	3	1.5	0-0	.000	0-0	.000	0-0	.000	0	0	0	0.0	0	0	0	0	0	0	0	0.0
Team											9	14	23				3					
Total.....		5	1000		136-299	.455	22-65	.338	92-127	.724	93	127	220	44.0	88	2	66	92	20	40	386	77.2
Opponents.....		5	1000		129-320	.403	30-86	.349	69-95	.726	75	89	164	32.8	106	4	67	74	9	45	357	71.4

TEAM STATISTICS	UT	OPP	Date	Opponent	Score	Att.
SCORING	386	357	* 01/02/14	LSU	L 77-80	14437
Points per game	77.2	71.4	* 01/05/14	at Georgia	W 85-70	6571
Scoring margin	+5.8	-	* 01/09/14	OLE MISS	W 94-70	10382
FIELD GOALS-ATT	136-299	129-320	* 01/12/14	at Vanderbilt	L 63-74	9412
Field goal pct	.455	.403	* 01-16-14	at Mississippi State	W 67-63	3169
3 POINT FG-ATT	22-65	30-86	* - Conference game			
3-point FG pct	.338	.349				
3-pt FG made per game	4.4	6.0				
FREE THROWS-ATT	92-127	69-95				
Free throw pct	.724	.726				
F-Throws made per game	18.4	13.8				
REBOUNDS	220	164				
Rebounds per game	44.0	32.8				
Rebounding margin	+11.2	-				
ASSISTS	66	67				
Assists per game	13.2	13.4				
TURNOVERS	92	74				
Turnovers per game	18.4	14.8				
Turnover margin	-3.6	-				
Assist/turnover ratio	0.7	0.9				
STEALS	40	45				
Steals per game	8.0	9.0				
BLOCKS	20	9				
Blocks per game	4.0	1.8				
ATTENDANCE	24819	19152				
Home games-Avg/Game	2-12410	3-6384				
Neutral site-Avg/Game	-	0-0				

Score by Periods	1st	2nd	Totals
Tennessee	185	201	386
Opponents	149	208	357



HIGHS & LOWS

TENNESSEE INDIVIDUAL GAME HIGHS

POINTS	32	Simmons, Meighan vs Virginia (11/28/13)
FIELD GOALS MADE	11	Harrison, Isabelle vs Lipscomb (12/29/13)
	11	Simmons, Meighan vs Virginia (11/28/13)
FIELD GOAL ATT.	21	Simmons, Meighan at Vanderbilt (01/12/14)
FG PCT (MIN 5 MADE)	1.000 (6-6)	Graves, Bashaara vs Tennessee State (12/17/13)
3-POINT FG MADE	8	Simmons, Meighan vs Virginia (11/28/13)
3-POINT FG ATT.	17	Simmons, Meighan vs Virginia (11/28/13)
3-PT FG PCT (MIN 2 MADE)	1.000 (4-4)	SIMMONS, MEIGHAN VS LSU (1/02/14)
FREE THROWS MADE	12	Harrison, Isabelle vs LSU (1/2/14)
FREE THROW ATT.	16	Harrison, Isabelle vs LSU (1/2/14)
FT PCT (MIN 3 MADE)	1.000 (10-10)	Massengale, Ariel at Georgia (1/05/14)
REBOUNDS	18	Graves, Bashaara vs Georgia Tech (11/17/13)
	18	Harrison, Isabelle vs Georgia Tech (11/17/13)
ASSISTS	13	Massengale, Ariel vs Virginia (11/28/13)
STEALS	4	Harrison, Isabelle vs Lipscomb (12/29/13)
	4	Massengale, Ariel at Middle Tennessee (11/08/13)
BLOCKED SHOTS	6	Russell, Mercedes vs Tennessee State (12/17/13)
TURNOVERS	7	Simmons, Meighan vs Notre Dame (01/20/14)
FOULS	5	Harrison, Isabelle at Vanderbilt (01/12/14)
	5	Simmons, Meighan vs LSU (01/02/14)
	5	Burdick, Cierra at Stanford (12/21/13)
	5	Harrison, Isabelle vs SMU (11/29/13)
	5	Burdick, Cierra at North Carolina (11/11/13)
	5	Graves, Bashaara at Middle Tennessee (11/08/13)

TENNESSEE TEAM GAME HIGHS

POINTS	110	LIPSCOMB (12/29/13)
FIELD GOALS MADE	44	LIPSCOMB (12/29/13)
FIELD GOAL ATTEMPTS	80	TROY (12/14/13)
FIELD GOAL PERCENTAGE	.579 (44-76)	LIPSCOMB (12/29/13)
3 PT FIELD GOALS MADE	11	vs Virginia (11/28/13)
3 PT FG ATTEMPTS	26	vs Virginia (11/28/13)
3 PT FG PERCENTAGE	.667 (6-9)	NOTRE DAME (01/20/14)
FREE THROWS MADE	30	at Georgia (1/05/14)
FREE THROW ATTEMPTS	37	TROY (12/14/13)
FREE THROW PERCENTAGE	.909 (30-33)	at Georgia (01/05/14)
REBOUNDS	74	TROY (12/14/13)
ASSISTS	31	LIPSCOMB (12/29/13)
STEALS	11	TENNESSEE STATE (12/17/13)
	11	TROY (12/14/13)
	11	TEXAS (12/08/13)
	11	OAKLAND (11/24/13)
	11	at North Carolina (11/11/13)
BLOCKED SHOTS	11	TENNESSEE STATE (12/17/13)
TURNOVERS	28	TROY (12/14/13)
FOULS	33	at Middle Tennessee (11/08/13)

TENNESSEE TEAM GAME LOWS

POINTS	63	at Vanderbilt (01/12/14)
FIELD GOALS MADE	22	at Middle Tennessee (11/08/13)
FIELD GOAL ATTEMPTS	49	at Mississippi State (01-16-14)
FIELD GOAL PERCENTAGE	.358 (24-67)	at Stanford (12/21/13)
3 PT FIELD GOALS MADE	1	at Mississippi State (01-16-14)
3 PT FG ATTEMPTS	7	at Mississippi State (01-16-14)
3 PT FG PERCENTAGE	.143 (1-7)	at Mississippi State (01-16-14)
FREE THROWS MADE	6	at Vanderbilt (01/12/14)
FREE THROW ATTEMPTS	13	at Vanderbilt (01/12/14)
FREE THROW PERCENTAGE	.462 (6-13)	CHATTANOOGA (11/14/13)
REBOUNDS	35	at Mississippi State (01-16-14)
ASSISTS	9	at Vanderbilt (01/12/14)
	9	at Georgia (1/05/14)
STEALS	2	vs Virginia (11/28/13)
BLOCKED SHOTS	1	NOTRE DAME (01/20/14)
	1	TEXAS (12/08/13)
TURNOVERS	11	OLE MISS (01/09/14)
	11	vs SMU (11/29/13)
FOULS	12	OAKLAND (11/24/13)
	12	TEXAS (12/08/13)

OPPONENT INDIVIDUAL GAME HIGHS

POINTS	32	Ogwumike, Chiney at Stanford (12/21/13)
FIELD GOALS MADE	15	Ogwumike, Chiney at Stanford (12/21/13)
FIELD GOAL ATT.	25	Ballard, Danielle vs LSU (01/02/14)
	25	Ogwumike, Chiney at Stanford (12/21/13)
	25	Marshall,Tyaunna vs Georgia Tech (11/17/13)
FG PCT (MIN 5 MADE)	.750 (6-8)	Enemkpali, Nneka vs Texas (12/08/13)
3-POINT FG MADE	4	Harden, Dashawn vs LSU (01/02/14)
	4	Davis,Kaela vs Georgia Tech (11/17/13)
3-POINT FG ATT.	10	Tiaria Griffin at Georgia (01/05/14)
	10	Fussell, Chassidy vs Texas (12/08/13)
	10	Davis,Kaela vs Georgia Tech (11/17/13)
3-PT FG PCT (MIN 2 MADE)	.750 (3-4)	MADISON CABLE VS NOTRE DAME (1/20/14)
MISS (01/09/14)		.750 (3-4) SINGLETARY,AMBER VS OLE
		.750 (3-4) LIPSCOMB, VICTORIA VS OAKLAND (11/24/13)
		.750 (3-4) JONES, OLIVIA AT MTSU (11/08/13)
FREE THROWS MADE	8	Jasmine Lister at Vanderbilt (01/12/14)
	8	Rowe, Ebony at Middle Tennessee (11/08/13)
FREE THROW ATT.	9	Ataira Franklin vs Virginia (11/28/13)
	9	Whiteside,Aaliyah vs Georgia Tech (11/17/13)
	9	Gray, Allisha at North Carolina (11/11/13)
	9	Rowe, Ebony at Middle Tennessee (11/08/13)
FT PCT (MIN 3 MADE)	1.000 (8-8)	JASMINE LISTER AT VANDERBILT (01/12/14)
REBOUNDS	16	Rowe, Ebony at Middle Tennessee (11/08/13)
ASSISTS	7	Kayla McBride vs Notre Dame (01/20/14)
STEALS	4	Morgan Batey at Vanderbilt (01/12/14)
	4	Ballard, Danielle vs LSU (01/02/14)
	4	Beverley-Kelley, A vs Troy (12/14/13)
	4	Bowie, Brooke vs Troy (12/14/13)
	4	Lipscomb, Victoria vs Oakland (11/24/13)
	4	Bee, Kim vs Oakland (11/24/13)
	4	Marshall,Tyaunna vs Georgia Tech (11/17/13)
BLOCKED SHOTS	4	Mavunga, Stephanie at North Carolina (11/11/13)
TURNOVERS	8	Beverly-Kelley, A vs Troy (12/14/13)
FOULS	6	Enemkpali, Nneka vs Texas (12/08/13)
	5	Taya Reimer vs Notre Dame (01/20/14)
	5	Katia May at Mississippi State (01-16-14)
	5	Ketara Chapel at Mississippi State (01-16-14)
	5	Merritt Hempte at Georgia (01/05/14)
	5	Plaisance, Theresa vs LSU (01/02/14)
	5	Coleman, Kourtney vs Troy (12/14/13)
	5	Hives-McCray, D. vs SMU (11/29/13)
	5	Kelsey Wolfe vs Virginia (11/28/13)
	5	Rogers,Roddreka vs Georgia Tech (11/17/13)
	5	Payne, Alicia vs Chattanooga (11/14/13)
	5	DeShields, Diamond at North Carolina (11/11/13)
	5	Mavunga, Stephanie at North Carolina (11/11/13)

OPPONENT TEAM GAME HIGHS

POINTS	86	NOTRE DAME (01/20/14)
FIELD GOALS MADE	34	NOTRE DAME (01/20/14)
FIELD GOAL ATTEMPTS	78	OLE MISS (01/09/14)
FIELD GOAL PERCENTAGE	.500 (34-68)	NOTRE DAME (01/20/14)
3 PT FIELD GOALS MADE	10	NOTRE DAME (01/20/14)
	10	CHATTANOOGA (11/14/13)
3 PT FG ATTEMPTS	25	OAKLAND (11/24/13)
3 PT FG PERCENTAGE	.636 (7-11)	at Stanford (12/21/13)
FREE THROWS MADE	22	LSU (01/02/14)
FREE THROW ATTEMPTS	31	at Middle Tennessee (11/08/13)
FREE THROW PERCENTAGE	.857 (18-21)	at Vanderbilt (01/12/14)
REBOUNDS	44	at North Carolina (11/11/13)
	44	at Middle Tennessee (11/08/13)
ASSISTS	23	NOTRE DAME (01/20/14)
STEALS	17	at North Carolina (11/11/13)
BLOCKED SHOTS	8	at North Carolina (11/11/13)
TURNOVERS	23	at North Carolina (11/11/13)
FOULS	28	GEORGIA TECH (11/17/13)

OPPONENT TEAM GAME LOWS

POINTS	42	LIPSCOMB (12/29/13)
FIELD GOALS MADE	14	TENNESSEE STATE (12/17/13)
FIELD GOAL ATTEMPTS	53	at Vanderbilt (01/12/14)
FIELD GOAL PERCENTAGE	.189 (14-74)	TENNESSEE STATE (12/17/13)
3 PT FIELD GOALS MADE	0	vs SMU (11/29/13)
3 PT FG ATTEMPTS	9	vs SMU (11/29/13)
3 PT FG PERCENTAGE	.000 (0-9)	vs SMU (11/29/13)
FREE THROWS MADE	2	OAKLAND (11/24/13)
FREE THROW ATTEMPTS	3	OAKLAND (11/24/13)
FREE THROW PERCENTAGE	.500 (7-14)	OLE MISS (01/09/14)
REBOUNDS	29	at Georgia (01/05/14)
	29	TROY (12/14/13)
ASSISTS	4	TENNESSEE STATE (12/17/13)
STEALS	2	TEXAS (12/08/13)
BLOCKED SHOTS	0	OLE MISS (01/09/14)
	0	TENNESSEE STATE (12/17/13)
	0	CHATTANOOGA (11/14/13)
	0	vs Virginia (11/28/13)
TURNOVERS	11	OLE MISS (01/09/14)
	14	at Stanford (12/21/13)
FOULS	17	TENNESSEE STATE (12/17/13)



GAME 1

#4/4 UT vs. #RV/RV Middle Tennessee // Nov. 8, 2013

Official Basketball Box Score -- Game Totals -- Final Statistics
Tennessee vs Middle Tennessee
 11/08/13 7:00 pm at Murfreesboro, Tenn. (Murphy Center)

Tennessee 67 • 1-0

#	Player	FG-FGA	3-Ptr	FT-FTA	Rebounds			PF	TP	A	TO	Blk	Stl	Min	
					Off	Def	Tot								
11	Burdick, Cierra	f	3-13	0-1	0-0	4	7	11	4	6	2	2	0	1	31
12	Graves, Bashaara	f	2-2	0-0	0-0	1	3	4	5	4	1	0	0	1	16
20	Harrison, Isabelle	c	5-7	0-0	3-4	1	6	7	4	13	1	2	1	0	17
05	Massengale, Ariel	g	2-9	0-3	8-9	1	1	2	3	12	5	4	0	4	37
10	Simmons, Meighan	g	2-11	1-5	4-5	1	3	4	4	9	0	4	0	0	29
00	Reynolds, Jordan		0-3	0-0	0-0	0	0	0	2	0	1	0	0	0	12
02	Jones, Jasmine		1-3	0-1	0-2	0	0	0	4	2	1	1	1	1	10
14	Cartier, Andraya		2-4	2-3	4-4	2	2	4	4	10	1	0	1	0	26
21	Russell, Mercedes		5-9	0-0	1-4	2	5	7	3	11	1	0	3	1	22
	Team					4	3	7							
	Totals		22-61	3-13	20-28	16	30	46	33	67	12	14	6	8	200

FG % 1st Half: 9-33 27.3% 2nd half: 13-28 46.4% Game: 22-61 36.1%
 3FG % 1st Half: 1-8 12.5% 2nd half: 2-5 40.0% Game: 3-13 23.1%
 FT % 1st Half: 3-5 60.0% 2nd half: 17-23 73.9% Game: 20-28 71.4%
 Deadball Rebounds: 6

Middle Tennessee 57 • 0-1

#	Player	FG-FGA	3-Ptr	FT-FTA	Rebounds			PF	TP	A	TO	Blk	Stl	Min	
					Off	Def	Tot								
21	ROWE, Ebony	f	6-19	1-1	8-9	8	8	16	2	21	0	1	1	2	40
34	JONES, Olivia	f	3-4	3-4	1-4	1	3	4	2	10	3	4	0	1	30
42	STEWART, KeKe	c	0-3	0-1	0-3	1	3	4	0	0	1	0	0	0	27
05	CASON, Shanice	g	2-13	1-4	5-8	2	8	10	4	10	5	4	0	1	34
02	LEONARD, Laken	g	1-7	1-6	0-0	0	1	1	4	3	0	3	0	1	28
52	BRINKLEY, Janay		0-0	0-0	0-0	0	0	0	1	0	3	0	0	4	
10	PETTY, Ty		0-2	0-0	0-0	0	0	0	4	0	1	0	0	3	
03	SELLS, MacKenzie		0-0	0-0	0-0	0	0	0	0	0	1	0	0	2	
23	MARCH, Lauren		1-2	0-0	1-2	1	0	1	1	3	0	0	0	0	
24	DOW, China		3-8	0-2	2-5	2	1	3	1	8	1	0	1	3	17
32	WARDEN, Caroline		0-0	0-0	0-0	0	0	0	0	0	1	0	0	3	
50	JOHNSON, Janiece		1-1	0-0	0-0	0	0	0	2	2	0	0	0	4	
	Team					4	1	5							
	Totals		17-59	6-18	17-31	19	25	44	25	57	9	19	2	8	200

FG % 1st Half: 11-30 36.7% 2nd half: 6-29 20.7% Game: 17-59 28.8%
 3FG % 1st Half: 5-13 38.5% 2nd half: 1-5 20.0% Game: 6-18 33.3%
 FT % 1st Half: 7-13 53.8% 2nd half: 10-18 55.6% Game: 17-31 54.8%
 Deadball Rebounds: 7

Officials: Eric Koch, Metta Roberts, Troy Winders
 Technical fouls: Tennessee-None. Middle Tennessee-None.
 Attendance: 11227

Score by periods	1st	2nd	Total
Tennessee	22	45	67
Middle Tennessee	34	23	57

GAME 2

#4/4 UT vs. #12/11 North Carolina // Nov. 11, 2013

Official Basketball Box Score -- Game Totals -- Final Statistics
Tennessee vs North Carolina
 11/11/13 9:00 PM at Carmichael Arena, Chapel Hill

Tennessee 81 • 2-0

#	Player	FG-FGA	3-Ptr	FT-FTA	Rebounds			PF	TP	A	TO	Blk	Stl	Min	
					Off	Def	Tot								
11	Burdick, Cierra	f	4-13	0-2	0-0	4	5	9	5	8	5	4	1	1	26
12	Graves, Bashaara	f	3-13	0-1	2-2	4	4	8	2	8	3	2	0	0	32
20	Harrison, Isabelle	c	4-5	0-0	6-6	1	5	6	3	14	0	2	1	2	18
05	Massengale, Ariel	g	5-12	5-9	5-6	0	6	6	1	20	7	5	0	3	40
10	Simmons, Meighan	g	3-9	0-3	2-2	1	0	1	3	8	0	2	0	0	20
00	Reynolds, Jordan		2-4	1-2	0-0	1	2	3	1	5	0	1	0	1	9
02	Jones, Jasmine		3-5	0-0	0-1	2	3	5	3	6	1	5	0	2	18
14	Cartier, Andraya		3-3	2-2	2-2	2	1	3	4	10	0	0	0	1	19
21	Russell, Mercedes		0-3	0-0	2-9	2	2	4	2	2	0	3	1	1	18
	Team					1	3	4							
	Totals		27-67	8-19	19-28	18	31	49	24	81	16	24	3	11	200

FG % 1st Half: 15-34 44.1% 2nd half: 12-33 36.4% Game: 27-67 40.3%
 3FG % 1st Half: 7-15 46.7% 2nd half: 1-4 25.0% Game: 8-19 42.1%
 FT % 1st Half: 3-5 60.0% 2nd half: 16-23 69.6% Game: 19-28 67.9%
 Deadball Rebounds: 5.4

North Carolina 65 • 1-1

#	Player	FG-FGA	3-Ptr	FT-FTA	Rebounds			PF	TP	A	TO	Blk	Stl	Min	
					Off	Def	Tot								
01	Mavunga, Stephanie	f	4-9	1-2	2-7	5	7	12	5	11	1	0	4	0	28
34	McDaniel, Xylina	f	4-13	1-1	3-4	6	4	10	4	12	1	3	1	2	35
02	Coleman, Latifah	g	1-6	0-1	2-4	1	2	3	2	4	2	4	0	3	28
11	Rountree, Brittany	g	5-8	1-3	2-2	0	2	2	3	13	0	5	0	3	24
23	DeShields, Diamond	g	3-15	1-7	1-2	0	1	1	5	8	1	6	0	3	24
03	Buckland, Megan		0-2	0-2	0-0	0	0	0	0	0	0	0	1	1	9
13	Fuller, Hillary		0-0	0-0	2-2	0	1	1	0	2	0	0	0	0	
15	Gray, Alisha		4-10	1-4	6-9	6	4	10	3	15	2	1	1	2	26
22	Bryant, N'Dea		0-3	0-0	0-0	0	1	1	1	0	2	1	2	7	
24	Washington, Jessica		0-3	0-2	0-0	0	1	1	2	0	2	1	0	1	11
30	Summers, Hillary		0-0	0-0	0-0	0	0	0	1	0	0	0	0	0	
31	Johnson, Erika		0-0	0-0	0-0	0	1	1	1	0	0	1	0	0	2
	Team					2	0	2							
	Totals		21-69	5-22	18-30	20	24	44	27	65	9	23	8	17	200

FG % 1st Half: 9-37 24.3% 2nd half: 12-32 37.5% Game: 21-69 30.4%
 3FG % 1st Half: 2-10 20.0% 2nd half: 3-12 25.0% Game: 5-22 22.7%
 FT % 1st Half: 8-13 61.5% 2nd half: 10-17 58.8% Game: 18-30 60.0%
 Deadball Rebounds: 5.2

Officials: Mark Zentz, Susan Blauch, Carla Fountain
 Technical fouls: Tennessee-None. North Carolina-None.
 Attendance: 4923

Score by periods	1st	2nd	Total
Tennessee	40	41	81
North Carolina	28	37	65

GAME 3

#4/3 UT vs. RV/NR Chattanooga // Nov. 14, 2013

Official Basketball Box Score -- Game Totals -- Final Statistics
UTC vs Tennessee
 11/14/13 7:00 p.m. at Thompson-Boling Arena, Knoxville, Tenn.

UTC 56 • 1-1

#	Player	FG-FGA	3-Ptr	FT-FTA	Rebounds			PF	TP	A	TO	Blk	Stl	Min	
					Off	Def	Tot								
31	Hall, Taylor	f	4-14	2-3	2-2	0	8	8	3	12	4	4	0	3	35
44	Dewart, Ashlen	f	4-8	2-5	3-4	1	5	6	1	13	0	1	0	0	25
01	Payne, Alicia	g	0-1	0-1	0-0	0	0	0	5	0	4	2	0	0	27
12	Downes, Meghan	g	3-9	2-5	3-4	0	2	2	0	11	1	1	0	0	26
33	Jackson, Talianna	g	0-5	0-0	2-2	5	0	5	3	0	2	3	0	1	24
11	Towns, Ka'Vonne		2-12	1-6	0-1	3	1	4	0	5	2	1	0	2	27
21	Black, Alex		2-3	2-3	0-0	0	0	0	2	6	2	2	0	2	18
25	Shumpert, Chesley		0-0	0-0	0-0	0	1	1	0	0	0	0	0	0	
34	Dupree, Faith		4-10	1-1	0-0	1	1	2	4	9	1	1	0	0	17
	Team					4	1	5							
	Totals		19-62	10-24	8-13	14	19	33	18	56	16	16	0	8	200

FG % 1st Half: 11-27 40.7% 2nd half: 8-35 22.9% Game: 19-62 30.6%
 3FG % 1st Half: 6-16 37.5% 2nd half: 4-8 50.0% Game: 10-24 41.7%
 FT % 1st Half: 4-4 100.0% 2nd half: 4-9 44.4% Game: 8-13 61.5%
 Deadball Rebounds: 2

Tennessee 80 • 3-0

#	Player	FG-FGA	3-Ptr	FT-FTA	Rebounds			PF	TP	A	TO	Blk	Stl	Min	
					Off	Def	Tot								
11	Burdick, Cierra	f	0-4	0-1	0-0	3	5	8	1	0	1	1	0	0	31
12	Graves, Bashaara	f	5-8	0-0	1-1	6	1	7	3	11	1	3	0	0	21
20	Harrison, Isabelle	c	3-6	0-0	0-0	1	5	6	3	6	1	2	1	0	17
05	Massengale, Ariel	g	4-7	4-5	4-5	0	2	2	2	16	5	1	0	1	17
10	Simmons, Meighan	g	4-13	1-5	1-1	1	2	3	1	10	3	3	0</		

GAME 5

#3/4 UT vs. #RV/RV Oakland // Nov. 24, 2013

Official Basketball Box Score -- Game Totals -- Final Statistics
Oakland vs Tennessee
11/24/13 2:05 p.m. at Knoxville, Tenn. (Thompson-Boling Arena)

Oakland 50 • 0-5

#	Player	Total			Rebounds			PF	TP	A	TO	Blk	Stl	Min	
		FG-FGA	3-PT	FT-FTA	Off	Def	Tot								
23	Bee, Kim	f	3-10	0-0	0-0	3	6	9	2	6	0	3	3	4	28
44	Nash, Olivia	f	3-7	3-6	0-0	0	4	4	1	9	1	2	0	1	34
00	Popkey, Elena	g	4-13	1-3	0-0	0	4	4	4	9	6	5	0	1	34
30	Lipscomb, Victoria	g	4-10	3-4	2-2	0	7	7	3	13	2	3	1	4	38
32	Carlton, Amy	g	0-7	0-6	0-0	0	1	1	2	0	4	0	1	4	22
05	Hayes, Michele		0-2	0-1	0-0	0	0	0	0	0	4	0	0	7	
10	Hill, Nijzah		2-3	1-1	0-1	1	0	1	0	5	0	1	0	4	
21	Anderson, Nola		1-5	0-1	0-0	1	0	1	2	1	1	0	0	10	
22	Apsey, Peyton		2-3	0-1	0-0	3	1	4	1	4	1	0	0	13	
40	Watterworth, Bethany		1-5	0-2	0-0	3	0	3	1	2	0	1	1	9	
42	Brown, Terri		0-0	0-0	0-0	0	0	0	1	0	0	0	0	1	
	Team					2	1	3							
	Totals		20-65	8-25	2-3	13	24	37	16	50	15	20	5	12	200

FG % 1st Half: 11-37 29.7% 2nd half: 9-28 32.1% Game: 20-65 30.8%
3FG % 1st Half: 5-15 33.3% 2nd half: 3-10 30.0% Game: 8-25 32.0%
FT % 1st Half: 0-0 0.0% 2nd half: 2-3 66.7% Game: 2-3 66.7%

Tennessee 84 • 5-0

#	Player	Total			Rebounds			PF	TP	A	TO	Blk	Stl	Min	
		FG-FGA	3-PT	FT-FTA	Off	Def	Tot								
11	Burdick, Cierra	f	3-8	0-0	2-2	1	5	6	2	8	3	1	0	0	23
12	Graves, Bashaara	f	6-10	0-0	3-3	5	6	11	0	15	1	1	0	0	24
20	Harrison, Isabelle	c	5-9	0-0	1-2	1	3	4	1	11	0	2	1	0	20
05	Messengale, Ariel	g	4-9	3-5	2-2	0	1	1	2	13	6	1	0	1	28
10	Reynolds, Meighan	g	5-11	2-7	2-2	0	2	2	1	14	1	1	0	3	19
00	Reynolds, Jordan		1-5	1-3	2-3	0	4	4	1	5	4	1	0	3	17
01	Moore, Nia		1-1	0-0	0-0	1	1	2	0	2	0	0	0	0	7
02	Jones, Jasmine		1-3	1-1	0-0	3	3	3	3	4	2	1	0	11	
14	Carter, Andraya		1-2	1-1	0-0	1	3	4	2	3	4	3	0	2	18
21	Russell, Mercedes		5-8	0-0	0-0	1	4	5	0	10	0	2	0	0	20
	Team					1	1	2							
	Totals		32-66	8-17	12-14	11	33	44	12	84	23	14	3	11	200

FG % 1st Half: 14-32 43.8% 2nd half: 18-34 52.9% Game: 32-66 48.5%
3FG % 1st Half: 5-10 50.0% 2nd half: 3-7 42.9% Game: 8-17 47.1%
FT % 1st Half: 1-1 100.0% 2nd half: 11-13 84.6% Game: 12-14 85.7%

Officials: Laura Morris, Roy Gulbeyan, Kylie Galloway
Technical fouls: Oakland-None. Tennessee-None.
Attendance: 10313

Score by periods	1st	2nd	Total
Oakland	27	23	50
Tennessee	34	50	84

GAME 6 - JUNKANOO JAM FIRST ROUND

#3/4 UT vs. Virginia // Nov. 28, 2013

Official Basketball Box Score -- Game Totals -- Final Statistics
Virginia vs Tennessee
11/28/13 2:00 pm at Freeport, Bahamas (St. George's H.S.)

Virginia 67 • 3-3

#	Player	Total			Rebounds			PF	TP	A	TO	Blk	Stl	Min	
		FG-FGA	3-PT	FT-FTA	Off	Def	Tot								
10	Kelsey Wolfe	*	4-9	1-5	3-4	0	5	5	5	12	4	3	0	2	22
14	Lexie Gerson	*	1-5	0-2	2-2	0	3	3	2	4	3	0	0	2	27
23	Ataira Franklin	*	8-20	2-6	7-9	1	2	3	1	25	6	3	0	1	39
42	Sarah Imovbioh	*	2-4	0-0	1-5	3	2	5	4	5	0	3	0	0	28
44	Sydney Umeri	*	1-2	0-0	0-3	3	1	4	4	2	1	2	0	0	25
03	Sarah Beth Barnette		0-1	0-1	0-0	0	0	0	0	0	0	0	0	0	10
12	Breyana Mason		1-8	0-0	1-2	0	0	0	0	3	0	1	0	0	19
15	Jaryn Garner		0-0	0-0	0-0	0	0	0	0	0	0	0	0	0	0+
20	Faith Randolph		7-13	1-2	1-3	2	3	5	2	16	1	2	0	2	25
33	Reshama Gaffney		0-1	0-0	0-0	0	0	0	0	0	0	0	0	0	5
34	Amanda Fioravanti		0-0	0-0	0-0	0	0	0	0	0	0	0	0	0	0+
	Team					6	4	10							
	Totals		24-63	4-16	15-28	18	20	35	18	67	16	15	0	7	200

FG % 1st Half: 13-29 44.8% 2nd half: 11-34 32.4% Game: 24-63 38.1%
3FG % 1st Half: 2-10 20.0% 2nd half: 2-6 33.3% Game: 4-16 25.0%
FT % 1st Half: 11-20 55.0% 2nd half: 4-8 50.0% Game: 15-28 53.6%

Tennessee 76 • 6-0

#	Player	Total			Rebounds			PF	TP	A	TO	Blk	Stl	Min	
		FG-FGA	3-PT	FT-FTA	Off	Def	Tot								
05	Messengale, Ariel	*	4-8	2-5	0-0	0	1	1	2	10	13	5	0	1	40
10	Simmons, Meighan	*	11-20	8-17	2-4	0	3	3	1	32	5	2	0	0	36
11	Burdick, Cierra	*	4-8	0-2	2-2	1	5	6	2	10	0	2	0	0	28
12	Graves, Bashaara	*	2-3	0-0	3-6	3	2	5	3	7	1	0	0	0	16
20	Harrison, Isabelle	*	2-5	0-0	2-4	0	7	7	2	6	0	1	2	0	22
00	Reynolds, Jordan		2-3	1-1	0-0	0	1	1	0	5	0	1	0	0	11
02	Jones, Jasmine		1-1	0-0	0-0	1	3	4	2	0	0	0	0	0	11
14	Carter, Andraya		0-2	0-1	0-0	1	2	3	0	2	2	1	0	0	16
21	Russell, Mercedes		2-3	0-0	0-0	1	2	3	4	0	2	1	1	0	20
	Team					1	3	4							
	Totals		28-53	11-26	9-16	8	28	36	20	76	21	18	4	2	200

FG % 1st Half: 14-29 48.3% 2nd half: 14-24 58.3% Game: 28-53 52.8%
3FG % 1st Half: 6-16 37.5% 2nd half: 5-10 50.0% Game: 11-26 42.3%
FT % 1st Half: 1-2 50.0% 2nd half: 8-14 57.1% Game: 9-16 56.3%

Officials: Cheryl Flores, Michelle Jones, Angela Lewis
Technical fouls: Virginia-None. Tennessee-TEAM.
Attendance: 456

Score by periods	1st	2nd	Total
Virginia	39	28	67
Tennessee	35	41	76

GAME 7 - JUNKANOO JAM CHAMPIONSHIP GAME

#3/4 UT vs. SMU // Nov. 29, 2013

Official Basketball Box Score -- Game Totals -- Final Statistics
Tennessee vs SMU
11/29/13 8:00 at Freeport, Bahamas (St. George's H.S.)

Tennessee 87 • 7-0

#	Player	Total			Rebounds			PF	TP	A	TO	Blk	Stl	Min	
		FG-FGA	3-PT	FT-FTA	Off	Def	Tot								
05	Messengale, Ariel	*	5-11	2-5	4-5	0	5	5	1	16	5	1	0	0	29
10	Simmons, Meighan	*	3-13	2-9	0-0	1	1	2	1	8	4	1	0	0	30
12	Graves, Bashaara	*	4-7	0-0	2-3	4	6	10	1	10	1	0	0	1	21
14	Carter, Andraya	*	2-4	0-1	0-0	3	1	4	3	4	2	4	0	1	21
20	Harrison, Isabelle	*	5-6	0-0	0-0	0	2	2	5	10	0	2	0	0	7
00	Reynolds, Jordan		2-4	1-1	0-0	0	4	4	4	5	3	0	0	2	20
01	Moore, Nia		1-2	0-0	4-4	2	2	6	1	6	0	1	2	0	12
02	Jones, Jasmine		5-8	1-1	2-2	4	2	4	1	13	0	1	0	0	16
11	Burdick, Cierra		3-11	0-2	0-0	1	6	7	3	6	2	0	1	1	24
21	Russell, Mercedes		4-7	0-0	1-5	3	4	7	0	9	0	0	0	1	20
	Team					0	3	3							
	Totals		34-73	6-19	13-19	18	36	54	20	87	17	11	3	8	200

FG % 1st Half: 15-39 38.5% 2nd half: 19-34 55.9% Game: 34-73 46.6%
3FG % 1st Half: 3-11 27.3% 2nd half: 3-8 37.5% Game: 6-19 31.6%
FT % 1st Half: 6-10 60.0% 2nd half: 7-9 77.8% Game: 13-19 68.4%

SMU 47 • 7-1

#	Player	Total			Rebounds			PF	TP	A	TO	Blk	Stl	Min	
		FG-FGA	3-PT	FT-FTA	Off	Def	Tot								
00	PERRY, Kiara	*	1-7	0-1	2-2	1	3	4	3	4	3	3	0	1	30
05	SIMPSON, Akil	*	3-6	0-0	5-8	3	1	4	4	11	0	1	0	0	20
10	BAKER, Korina	*	2-4	0-1	4-5	2	1	3	3	8	1	4	0	1	21
23	MAYS, Keena	*	3-14	0-3	6-8	0	6	6	1	12	3	3	0	0	32
31	HIVES-MCCRAY, D.	*	3-5	0-0	0-2	0	3	3	5	6	0	3	2	1	21
03	WILKINS, Gabrielle		2-10	0-1	0-0	1	1	2	1	4	0	0	1	1	22
25	JOHNSON, Krystal		0-1	0-0	0-0	0	0	0	0	0	1	0	0	0	11
32	SHORT, Raven		1-7	0-3	0-0	0	2	2	2	2	0	0	0	0	17
44	SINGLETON, Mallory														

GAME 9

#3/3 UT vs. Troy // Dec. 14, 2013

Official Basketball Box Score -- Game Totals -- Final Statistics
Troy vs Tennessee
12/14/13 2:00 p.m. at Knoxville, Tenn. (Thompson-Boling Arena)

Troy 64 • 4-5

#	Player	Total			Rebounds			PF	TP	A	TO	Blk	Stl	Min	
		FG-FGA	3-Ptr	FT-FTA	Off	Def	Tot								
05	Lancaster, Brianna	f	1-4	0-0	0-0	1	1	2	4	2	0	0	0	8	
50	Ross, Dominique	f	1-2	0-0	0-0	0	2	2	2	2	1	1	1	17	
03	Harden, Joanna	g	5-17	0-3	4-7	0	4	4	0	14	2	4	1	34	
04	Beverly-Kelley, A.	g	8-14	1-5	5-7	2	0	2	22	5	8	0	4	34	
14	Bowie, Brooke	g	3-9	2-5	0-1	2	9	11	3	8	2	2	1	4	37
20	Maiga, Aissata	g	0-1	0-0	0-2	0	0	0	0	0	0	1	0	4	
23	Emerson, Kristen	g	0-0	0-0	0-0	0	0	0	0	0	0	0	0	6	
24	Lewis, Chant	g	1-6	1-2	0-0	0	0	0	2	3	0	1	0	14	
33	Day, Lauren	g	0-2	0-0	2-2	0	0	0	0	2	0	1	0	10	
35	Coleman, Kourtney	g	1-6	0-1	2-5	3	0	3	5	4	0	2	0	23	
42	Garrett, Ronita	g	3-8	0-2	1-1	2	2	4	4	7	1	0	0	13	
	Team					1	0	1			1				
	Totals		23-69	4-18	14-25	11	18	29	23	64	11	22	3	14	200

FG % 1st Half: 9-31 29.0% 2nd half: 14-38 36.8% Game: 23-69 33.3%
3FG % 1st Half: 1-8 12.5% 2nd half: 3-10 30.0% Game: 4-18 22.2%
FT % 1st Half: 9-15 60.0% 2nd half: 5-10 50.0% Game: 14-25 56.0%

Tennessee 103 • 9-0

#	Player	Total			Rebounds			PF	TP	A	TO	Blk	Stl	Min	
		FG-FGA	3-Ptr	FT-FTA	Off	Def	Tot								
02	Jones, Jasmine	f	4-8	0-0	1-2	4	6	10	1	9	2	4	0	0	22
12	Graves, Bashaara	f	6-9	0-0	4-7	4	1	5	1	16	2	2	0	3	21
20	Harrison, Isabelle	c	4-5	0-0	5-5	4	8	12	2	13	0	3	1	1	12
05	Massengale, Ariel	g	1-5	0-3	3-4	1	1	2	0	5	6	2	0	1	22
00	Simmons, Meighan	g	5-14	1-7	5-6	2	3	5	3	16	1	6	0	0	18
10	Reynolds, Jordan	g	2-3	1-1	0-0	0	2	2	4	5	1	1	0	1	16
11	Moore, Nia	g	4-9	0-0	2-2	6	7	13	1	10	3	3	2	1	22
01	Burdick, Cierra	g	4-11	0-0	7-8	4	6	10	4	15	3	6	0	0	23
14	Carter, Andraya	g	2-7	0-1	0-1	2	0	2	2	4	6	0	0	2	23
21	Russell, Mercedes	g	5-9	0-0	0-2	1	7	8	2	10	1	1	2	2	21
	Team					4	1	5							
	Totals		37-80	2-12	27-37	32	42	74	20	103	25	28	5	11	200

FG % 1st Half: 18-44 40.9% 2nd half: 19-36 52.8% Game: 37-80 46.3%
3FG % 1st Half: 2-12 16.7% 2nd half: 0-0 0.0% Game: 2-12 16.7%
FT % 1st Half: 11-16 68.8% 2nd half: 16-21 76.2% Game: 27-37 73.0%

Officials: William Smith, Rob Fessler, Angel Stanton
Technical fouls: Troy-TEAM. Tennessee-None.
Attendance: 11358

Score by periods	1st	2nd	Total
Troy	28	36	64
Tennessee	49	54	103

	In	Off	2nd	Fast	Bench
Points	Paint	T/O	Chance	Break	
TROY	28	26	7	13	16
UT	56	25	31	18	44

GAME 10

#3/3 UT vs. Tennessee State // Dec. 17, 2013

Official Basketball Box Score -- Game Totals -- Final Statistics
Tennessee State vs Tennessee
12/17/13 7:00 p.m. at Knoxville, Tenn. (Thompson-Boling Arena)

Tennessee State 43 • 3-8

#	Player	Total			Rebounds			PF	TP	A	TO	Blk	Stl	Min	
		FG-FGA	3-Ptr	FT-FTA	Off	Def	Tot								
25	Johnson, Jayda	f	2-5	0-0	1-1	1	0	1	2	5	0	1	0	0	24
30	Hudson, Chelsea	f	3-15	0-2	3-6	5	2	7	3	9	1	1	0	3	28
03	Davis, Imani	g	2-11	0-3	0-0	1	5	6	2	4	0	4	0	2	25
04	Leonard, Jemilah	g	0-6	0-3	0-0	0	0	0	0	0	0	2	0	0	13
12	Allen, Rachel	g	2-8	1-4	7-8	1	2	3	2	12	2	3	0	1	35
02	Beatty, Diamond	g	2-7	0-5	2-4	0	2	2	1	6	1	1	0	0	21
05	Morrow, Briana	g	1-7	0-2	1-1	3	3	6	0	3	0	3	0	2	13
20	Lawrence, Brianna	g	0-2	0-1	0-0	0	0	0	0	0	0	0	0	0	8
22	Haddock, Alexis	g	0-1	0-1	0-0	0	0	0	0	0	0	0	0	1	3
23	Morris, Alana	g	2-9	0-1	0-2	2	3	5	0	4	0	1	0	0	23
33	McCarthy, Julie	g	0-3	0-0	0-0	1	0	1	4	0	0	0	0	0	7
	Team					4	0	4							
	Totals		14-74	1-22	14-22	18	17	35	17	43	4	16	0	9	200

FG % 1st Half: 6-36 16.7% 2nd half: 8-38 21.1% Game: 14-74 18.9%
3FG % 1st Half: 1-11 9.1% 2nd half: 0-11 0.0% Game: 1-22 4.5%
FT % 1st Half: 6-11 54.5% 2nd half: 8-11 72.7% Game: 14-22 63.6%

Tennessee 94 • 10-0

#	Player	Total			Rebounds			PF	TP	A	TO	Blk	Stl	Min		
		FG-FGA	3-Ptr	FT-FTA	Off	Def	Tot									
11	Burdick, Cierra	f	5-9	0-0	2-2	0	4	4	3	12	2	0	1	2	23	
12	Graves, Bashaara	f	6-6	0-0	5-6	2	6	8	1	17	1	2	1	1	17	
05	Massengale, Ariel	g	2-6	2-6	2-2	0	3	3	0	8	5	1	0	0	20	
10	Simmons, Meighan	g	5-8	1-3	2-2	0	3	3	1	13	7	6	0	3	27	
14	Carter, Andraya	g	3-7	0-2	1-2	4	3	7	4	7	3	1	0	1	23	
00	Reynolds, Jordan	g	3-8	0-2	0-0	0	3	3	3	6	6	3	0	2	28	
01	Moore, Nia	g	3-4	0-0	1-2	1	7	8	2	7	1	4	3	0	19	
20	Harrison, Isabelle	g	4-7	0-0	4-6	5	6	11	3	12	2	2	0	2	18	
21	Russell, Mercedes	g	6-9	0-0	0-0	1	3	4	7	2	12	0	2	6	0	25
	Team					1	3	4								
	Totals		37-64	3-13	17-22	13	45	58	19	94	27	21	11	11	200	

FG % 1st Half: 22-33 66.7% 2nd half: 15-31 48.4% Game: 37-64 57.8%
3FG % 1st Half: 1-7 14.3% 2nd half: 2-6 33.3% Game: 3-13 23.1%
FT % 1st Half: 9-10 90.0% 2nd half: 8-12 66.7% Game: 17-22 77.3%

Officials: Joe Cunningham, Eric Brewton, Ed Sidlasky
Technical fouls: Tennessee-None. Tennessee-None.
Attendance: 9607

Score by periods	1st	2nd	Total
Tennessee State	19	24	43
Tennessee	54	40	94

	In	Off	2nd	Fast	Bench
Points	Paint	T/O	Chance	Break	
TSU	24	16	7	4	13
UT	54	23	21	18	37

GAME 11

#3/3 UT at #6/5 Stanford // Dec. 21, 2013

Official Basketball Box Score -- Game Totals -- Final Statistics
Tennessee vs Stanford
12/21/13 1:30 pm at Stanford, Calif. (Maples Pavilion)

Tennessee 70 • 10-1

#	Player	Total			Rebounds			PF	TP	A	TO	Blk	Stl	Min	
		FG-FGA	3-Ptr	FT-FTA	Off	Def	Tot								
12	Graves, Bashaara	f	6-9	0-0	2-3	3	2	5	2	14	0	0	0	0	34
20	Harrison, Isabelle	c	4-10	0-0	2-3	5	8	13	2	10	0	4	1	1	31
05	Massengale, Ariel	g	4-13	1-4	8-10	0	4	4	3	17	4	4	0	1	38
10	Simmons, Meighan	g	5-18	1-6	4-7	3	3	6	0	15	1	0	0	0	26
14	Carter, Andraya	g	2-8	1-3	2-2	1	0	1	4	7	0	2	0	2	26
00	Reynolds, Jordan	g	0-2	0-1	0-0	1	0	1	0	0	1	0	0	0	5
02	Jones, Jasmine	g	0-3	0-0	0-0	0	0	0	2	0	0	3	0	0	12
11	Burdick, Cierra	g	2-3	1-1	0-0	2	1	3	5	3	1	0	0	0	15
21	Russell, Mercedes	g	1-1	0-0	0-0	1	1	2	0	2	1	0	1	0	13
	Team					5	0	5							
	Totals		24-67	4-15	18-25	21	19	40	18	70	10	14	2	4	200

FG % 1st Half: 10-32 31.3% 2nd half: 14-35 40.0% Game: 24-67 35.8%
3FG % 1st Half: 0-6 0.0% 2nd half: 4-9 44.4% Game: 4-15 26.7%
FT % 1st Half: 9-11 81.8% 2nd half: 9-14 64.3% Game: 18-25 72.0%

Stanford 76 • 10-1

#	Player	Total			Rebounds			PF	TP	A	TO	Blk	Stl	Min	
		FG-FGA	3-Ptr	FT-FTA	Off	Def	Tot								
03	Ruef, Mikaela	f	1-7	0-0	6-8	3	5	8	4	8	3	1	1	0	29
13	Ogumike, Chiney	f	15-25	0-0	2-4	11	9	20	2	32	1	5	3	1	40
21	James, Sara	f	1-3	0-0	0-0	0	0	0	0	2	0	0	0	1	10
01	Thompson, Lili	g	5-12	3-5	1-2	0	2	2	1	14	3	1	1	1	35
33	Orrange, Amber	g	3-7	1-1	2-3	1	1	2	4	9	5	4	0	1	34
00	Green, Alex	g	0-1	0-0	0-0	0	1	1	1	0	1	1	0	0	11
04	Greenfield, Taylor	g	3-8	3-5	2-4	0	1	1	2	11	2	1	0	0	30
24	McCall, Erica	g	0-1	0-0	0-0	0	1	1	1	0	0	1	0	0	7
32	Johnson, Kailee	g	0-2	0-0	0-0	0	1	1	1	0	0	0	0	0	4
	Team					4	3	7							
	Totals		28-66	7-11	13-21	19	24	43	16	76	15	14	5	4	200

FG % 1st Half: 16-34 47.1% 2nd half: 12-32 37.5% Game: 28-66 42.4%
3FG % 1st Half: 4-6 66.7% 2nd half: 3-5 60.0% Game: 7-11 63.6%
FT % 1st Half: 1-2 50.0% 2nd half: 12-19 63.2% Game: 13-21 61.9%

Officials: Michael Price, Marianna Karp, Penny Davis
Technical fouls: Tennessee-None. Stanford-None.
Attendance: 6044

Score by periods	1st	2nd	Total
Tennessee	29	41	70
Stanford	37	39	76

GAME 17

#12/10 UT at Mississippi State // Jan. 16, 2014

Official Basketball Box Score -- Game Totals -- Final Statistics
Tennessee vs Mississippi State
01-16-14 8:05 pm at Starkville, Miss. (Humphrey Coliseum)

Tennessee 67 • 14-3 (3-2 SEC)

##	Player	Total			3-Ptr			Rebounds			PF	TP	A	TO	Blk	Stl	Min
		FG-FGA	FG-FGA	FT-FTA	FG-FGA	FG-FGA	FT-FTA	Off	Def	Tot							
02	Jones, Jasmine	f	1-3	0-0	2-2	2	0	2	2	4	0	4	0	0	0	11	
11	Burdick, Cierra	f	4-10	0-0	1-2	2	3	5	4	9	1	1	0	3	29		
20	Harrison, Isabelle	f	4-7	0-0	2-6	1	4	5	3	10	2	4	1	1	27		
21	Russell, Mercedes	c	3-5	0-0	0-0	2	3	5	0	6	0	1	1	0	20		
05	Massengale, Ariel	g	3-7	0-2	7-7	0	2	2	1	13	7	5	0	1	37		
00	Reynolds, Jordan	g	0-2	0-2	0-0	1	0	1	1	0	0	1	0	0	7		
10	Simmons, Meighan	g	1-3	1-2	0-0	0	1	1	1	3	3	3	0	2	16		
12	Graves, Bashaara	g	4-6	0-0	5-6	1	4	5	3	13	2	1	0	0	29		
14	Carter, Andraya	g	4-6	0-1	1-2	2	3	5	1	9	1	1	0	2	24		
	Team					2	2	4			1						
Totals			24-49	1-7	18-25	13	22	35	16	67	16	22	2	9	200		

FG % 1st Half: 10-28 35.7% 2nd half: 14-21 66.7% Game: 24-49 49.0% Deadball Rebounds 3.2
3FG % 1st Half: 0-5 0.0% 2nd half: 1-2 50.0% Game: 1-7 14.3%
FT % 1st Half: 6-8 75.0% 2nd half: 12-17 70.6% Game: 18-25 72.0%

Mississippi State 63 • 14-4 (1-3 SEC)

##	Player	Total			3-Ptr			Rebounds			PF	TP	A	TO	Blk	Stl	Min
		FG-FGA	FG-FGA	FT-FTA	FG-FGA	FG-FGA	FT-FTA	Off	Def	Tot							
03	Breanna Richardson	f	3-5	0-0	2-3	4	3	7	4	8	1	0	0	0	26		
10	Martha Alwal	c	4-9	0-0	2-4	5	4	9	3	10	0	2	2	1	37		
00	Dominique Dillingham	g	1-11	1-7	0-0	1	0	1	1	3	0	1	0	3	30		
11	Katia May	g	6-10	2-3	0-0	2	1	3	5	14	6	3	0	2	32		
51	Savannah Carter	g	2-6	0-0	0-0	1	2	3	1	4	2	0	0	2	20		
05	Sherise Williams	g	0-2	0-0	0-0	0	0	0	1	0	0	1	0	0	3		
13	Ketara Chapel	g	0-0	0-0	1-2	2	1	3	5	1	0	2	0	0	14		
14	Kendra Grant	g	8-17	3-8	2-3	0	1	1	2	21	0	5	0	0	30		
21	Jerica James	g	1-2	0-0	0-0	0	0	0	0	2	2	2	0	2	8		
	Team					0	4	4									
Totals			25-62	6-18	7-12	15	16	31	22	63	11	16	2	10	200		

FG % 1st Half: 11-33 33.3% 2nd half: 14-29 48.3% Game: 25-62 40.3% Deadball Rebounds 3
3FG % 1st Half: 1-8 12.5% 2nd half: 5-10 50.0% Game: 6-18 33.3%
FT % 1st Half: 0-2 0.0% 2nd half: 7-10 70.0% Game: 7-12 58.3%

Officials: Scott Yarbrough, Gina Cross, Kelly Johnson
Technical fouls: Tennessee-None. Mississippi State-None.
Attendance: 3169

Score by periods	1st	2nd	Total
Tennessee	26	41	67
Mississippi State	23	40	63

Points	In Paint	Off T/O	2nd Chance	Fast Break	Bench
UT	38	20	14	6	25
MS	20	13	11	2	24

GAME 18

#11/10 UT vs. #2/2 Notre Dame // Jan. 20, 2014

Official Basketball Box Score -- Game Totals -- Final Statistics
Notre Dame vs Tennessee
01/20/14 7:00 p.m. at Knoxville, Tenn. (Thompson-Boling Arena)

Notre Dame 86 • 17-0

##	Player	Total			3-Ptr			Rebounds			PF	TP	A	TO	Blk	Stl	Min
		FG-FGA	FG-FGA	FT-FTA	FG-FGA	FG-FGA	FT-FTA	Off	Def	Tot							
11	Natalie Achonwa	f	7-11	0-0	1-4	1	6	7	3	15	3	1	2	3	37		
44	Ariel Braker	f	1-4	0-0	0-0	3	2	5	1	2	1	2	1	2	19		
15	Lindsay Allen	g	0-4	0-1	0-0	1	2	3	4	0	4	3	0	1	25		
21	Kayla McBride	g	8-16	3-6	3-5	1	6	7	1	22	7	3	0	3	37		
32	Jewell Loyd	g	5-10	1-2	0-0	1	3	4	3	11	2	2	0	1	20		
12	Taya Reimer	g	4-6	0-0	1-1	0	1	1	5	9	0	0	1	0	20		
22	Madison Cable	g	4-7	3-4	1-2	1	3	4	1	12	3	0	1	3	19		
23	Michaela Mabrey	g	5-10	3-7	2-2	0	2	2	1	15	3	1	0	0	23		
	Team					3	1	4									
Totals			34-68	10-20	8-14	11	26	37	19	86	23	12	5	13	200		

FG % 1st Half: 18-36 50.0% 2nd half: 16-32 50.0% Game: 34-68 50.0% Deadball Rebounds 2
3FG % 1st Half: 5-11 45.5% 2nd half: 5-9 55.6% Game: 10-20 50.0%
FT % 1st Half: 0-1 0.0% 2nd half: 8-13 61.5% Game: 8-14 57.1%

Tennessee 70 • 14-4

##	Player	Total			3-Ptr			Rebounds			PF	TP	A	TO	Blk	Stl	Min
		FG-FGA	FG-FGA	FT-FTA	FG-FGA	FG-FGA	FT-FTA	Off	Def	Tot							
02	Jones, Jasmine	f	0-2	0-0	0-0	0	0	0	1	0	0	0	0	0	10		
12	Graves, Bashaara	f	2-6	0-0	0-0	0	4	4	0	4	3	2	0	0	23		
20	Harrison, Isabelle	c	4-11	0-0	5-7	6	10	16	1	13	0	4	0	1	29		
05	Massengale, Ariel	g	5-15	3-3	1-2	2	4	6	1	14	6	3	0	2	37		
10	Simmons, Meighan	g	10-14	3-4	0-0	0	3	3	4	23	3	7	0	0	36		
00	Reynolds, Jordan	g	0-2	0-1	0-0	0	0	0	0	2	0	0	1	0	10		
11	Burdick, Cierra	g	2-8	0-0	1-3	3	1	4	1	5	1	0	0	0	17		
14	Carter, Andraya	g	1-3	0-1	2-4	2	1	3	3	4	1	0	0	1	20		
21	Russell, Mercedes	g	3-5	0-0	1-3	2	2	4	0	7	1	1	1	0	18		
	Team					4	2	6									
Totals			27-66	6-9	10-19	19	27	46	13	70	15	18	1	4	200		

FG % 1st Half: 19-34 55.9% 2nd half: 8-32 25.0% Game: 27-66 40.9% Deadball Rebounds 3
3FG % 1st Half: 5-6 83.3% 2nd half: 1-3 33.3% Game: 6-9 66.7%
FT % 1st Half: 3-6 50.0% 2nd half: 7-13 53.8% Game: 10-19 52.6%

Officials: Tina Napier, Felicia Grinter, Sue Blauch
Technical fouls: Notre Dame-None. Tennessee-None.
Attendance: 13346

Score by periods	1st	2nd	Total
Notre Dame	41	45	86
Tennessee	46	24	70

Points	In Paint	Off T/O	2nd Chance	Fast Break	Bench
ND	40	22	13	14	36
UT	32	12	11	8	16





BROADCAST MEDIA SHEET (probable starters noted with orange numbers)



0

JORDAN REYNOLDS

Fr. • G • 5-11 • Portland, Ore./Central Catholic H.S.

GP/GS	PPG	RPG	APG	SPG	FG%	FT%
13-14	18/0	3.0	2.1	1.8	0.8	.375
Career	18/0	3.0	2.1	1.8	0.8	.375

Career Highs Pts: 9 Reb: 6 Asst: 8 Stl: 3 Min: 28

- Dished out a career-high eight assists in 27 minutes vs. Lipscomb
- Scored a season-high nine points and had four rebounds vs. Chattanooga
- Ranked No. 42 overall, No. 10 guard in the class and a four-star recruit by ESPN/HoopGurlz
- Scored 18.5 ppg. as a senior; chosen a McDonald's All-American and a fourth-team MaxPreps All-American



1

NIA MOORE

So. • C • 6-3 • Chicago, Ill./Bolingbrook H.S.

GP/GS	PPG	RPG	SPG	BPG	FG%	FT%
13-14	9/0	4.4	4.4	0.1	1.3	.552
Career	29/1	3.3	2.7	0.3	0.8	.467

Career Highs Pts: 12 Reb: 13 Blk: 3 Stl: 2 Min: 22

Name Pronounced: NEE-uh

- Notched 11 points and five rebounds with one block vs. Lipscomb
- Recorded first career double-double against Troy with a career-high 13 boards and 10 points
- Wore No. 21 during her first year at UT before switching to No. 1 this season
- Played with her twin sister, Annaya (now a Lady Vol manager), and UT teammate Ariel Massengale at Bolingbrook High School



2

JASMINE JONES

So. • F • 6-2 • Madison, Ala./Bob Jones H.S.

GP/GS	PPG	RPG	SPG	BPG	FG%	FT%
13-14	17/7	5.2	4.1	0.7	0.4	.400
Career	52/8	4.9	4.0	0.8	0.3	.429

Career Highs Pts: 14 Reb: 11 Blk: 4 Stl: 4 Min: 28

Name Pronounced: JAZZ-min

- Recorded second game with 10 rebounds this season against LSU
- Notched seven starts for the Lady Vols this year, including the last five games in a row
- UT's "most athletic player;" she scored in double figures five times and in rebounding once last year
- Her mom, Latrish Jones, is a former standout player at Alabama
- Has a pet iguana named Caesar



4

JANNAH TUCKER

Fr. • G • 6-0 • Randallstown, Md./New Town H.S.

GP/GS	PPG	RPG	SPG	BPG	FG%	FT%
13-14	-	-	-	-	-	-
Career	-	-	-	-	-	-

Career Highs Pts: - Reb: - Blk: - Stl: - Min: -

- Is expected to redshirt this season
- Attended first official practice as a Lady Vol on Dec. 27, 2013, and participated in first workout on Dec. 28, 2013
- Part of gold-medal-winning USA U18 unit at the FIBA Americas Championship in August 2012
- Was ranked the No. 8 player nationally by HoopGurlz/ESPN
- Did not play her senior season due to the knee injury suffered with USA Basketball



5

ARIEL MASSENGALE

Jr. • PG • 5-7 • Bolingbrook, Ill./Bolingbrook H.S.

GP/GS	PPG	RPG	APG	SPG	FG%	FT%
13-14	18/18	13.2	3.2	6.0	1.4	.395
Career	86/72	8.8	2.6	5.0	1.2	.383

Career Highs Pts: 28 Reb: 7 Asst: 13 Stl: 4 Min: 42

- Has scored in double figures in 13 of UT's 18 games this season
- Named to the 2014 Nancy Lieberman Award Watch List
- Is 10th on UT's all-time career assists chart with 428
- Recorded her second double-double of the year, and third of her career, with 10 points and 12 assists against LSU
- Won her fourth gold medal with USA Basketball over the summer at the World University Games



10

MEIGHAN SIMMONS

Sr. • G • 5-9 • Cibolo, Texas/Byron P. Steele H.S.

GP/GS	PPG	RPG	APG	SPG	FG%	FT%
13-14	18/17	13.3	2.8	2.3	1.0	.419
Career	126/110	13.8	2.9	2.1	1.0	.406

Career Highs Pts: 33 Reb: 8 Blk: 2 Stl: 5 Min: 44

Hometown Pronounced: SIB-oh-lo

- In double figures 14 times this season, including a season-best 32 points in win over Virginia
- Broke into the top-10 on UT's all-time career scoring chart with 1,736 career points
- Named MVP of Junkanoo Jam tournament after efforts vs. Virginia and SMU
- On Naismith Trophy, Wade Trophy and John R. Wooden Award watch lists
- Preseason SEC Player of the Year and first-team All-SEC pick by the media and coaches



11

CIERRA BURDICK

Jr. • F • 6-2 • Charlotte, N.C./Butler H.S.

GP/GS	PPG	RPG	APG	SPG	FG%	FT%
13-14	18/8	7.3	6.7	2.0	0.7	.347
Career	81/27	6.5	5.0	1.4	0.6	.422

Career Highs Pts: 16 Reb: 14 Blk: 4 Stl: 3 Min: 33

- Recorded two double-doubles this season - Troy (15 pts., 10 rebs.) and LU (13 pts., 10 rebs.)
- Had five double-doubles and scored in double figures 11 times as a sophomore
- Missed eight games after fracturing the fourth metacarpal in her shooting hand on Dec. 31
- Created "DREAM" team, "Daring to Role Model Excellence as an Athletic Mentor," a community outreach program with other UT student-athletes committed to being alcohol, drug, and violence free



12

BASHAARA GRAVES

So. • F • 6-2 • Clarksville, Tenn./Clarksville H.S.

GP/GS	PPG	RPG	APG	BPG	FG%	FT%
13-14	18/13	10.3	6.5	1.4	0.2	.550
Career	53/47	12.2	7.5	1.3	0.3	.530

Career Highs Pts: 23 Reb: 18 Blk: 2 Stl: 4 Min: 40

Name Pronounced: buh-SHAR-uh

- Posted double-doubles vs. Ga. Tech (23/18), Oakland (15/11) and SMU (10/10) on Nov. 17, 24 & 29
- Set a Lady Vol record with 14 offensive rebounds against Georgia Tech, as well as tallying career highs of 18 total rebounds, 23 points and five assists
- On Naismith Trophy, Wade Trophy and Wooden Award watch lists, coaches & media All-SEC team
- 2013 SEC Freshman/Newcomer of the Year, 2013 Coaches All-SEC First Team
- SEC's No. 7 rebounder (8.0) and No. 11 scorer (13.2) as a rookie and was fourth in double-doubles



14

ANDRAYA CARTER

R-Fr. • G • 5-9 • Flowery Branch, Ga./Buford H.S.

GP/GS	PPG	RPG	APG	SPG	FG%	FT%
13-14	18/5	5.8	3.4	1.6	1.4	.439
Career	25/10	5.7	2.9	1.7	1.4	.420

Career Highs Pts: 16 Reb: 7 Blk: 1 Stl: 4 Min: 36

Name Pronounced: on-DRAY-uh

- Grabbed a career-best seven rebounds and added seven points vs. Tennessee State
- Started the first five games and played in seven contests in 2012-13 before redshirting due to injury
- Became the 17th freshman to start her first career game as a Lady Vol last season
- Led the Lady Vols to a key early-season road victory in 2012-13, going 4-5 from the arc and 4-4 from the free throw line for a career-high 16 points in 28 minutes at No. 23/23 Miami



20

ISABELLE HARRISON

Jr. • C • 6-3 • Nashville, Tenn./Hillsboro H.S.

GP/GS	PPG	RPG	SPG	BPG	FG%	FT%
13-14	18/17	13.4	9.2	1.1	1.1	.558
Career	74/34	7.9	5.9	0.7	1.2	.486

Career Highs Pts: 26 Reb: 18 Blk: 7 Stl: 6 Min: 35

- Recorded a double-double in nine contests this year, and seven in a row, setting a Lady Vol program record for consecutive double-doubles.
- Averaging 16.0 points and 8.0 rebounds per game early in SEC action
- Has scored in double figures in 16 of 18 games this season
- Missed 10 games due to injuries last season but still developed into a formidable scorer, rebounder, defender and shot blocker who also runs the floor extremely well



21

MERCEDES RUSSELL

Fr. • C • 6-6 • Springfield, Ore./Springfield H.S.

GP/GS	PPG	RPG	SPG	BPG	FG%	FT%
13-14	18/5	7.6	5.2	0.4	1.5	.592
Career	18/5	7.6	5.2	0.4	1.5	.592

Career Highs Pts: 15 Reb: 8 Blk: 6 Stl: 2 Min: 25

Name Pronounced: mer-SAY-deez

- Earned SEC Freshman of the Week honors after scoring 12 pts., 7 rebs., 5 blocks against Lipscomb
- Hit double figures in points in seven games, including a career-high 15 against Chattanooga
- Named No. 1 recruit in the nation in 2013 by HoopGurlz/ESPN and Women's Basketball Insider
- Highest ranked player to sign with Tennessee since Candace Parker in 2004
- Has won two gold medals in international play with USA Basketball