


# 2006 TENNESSEE VOLUNTEERS FOOTBALL



Contacts: Bud Ford (cell 865-567-6287) Assoc. AD-Media Relations ♦ John Painter (cell 865-414-1143) Assoc. SID  
 P.O. Box 15016 ♦ Knoxville, TN 37901 ♦ Phone: (865) 974-1212 ♦ Fax: (865) 974-1269  
 bford@tennessee.edu ♦ jpainter@tennessee.edu

## 2006 TENNESSEE SCHEDULE

Date	Opponent	Time/Result
Sept. 2	California [ESPN]	W 35-18
Sept. 9	Air Force [VideoSeat PPV]	W 31-30
Sept. 16	*Florida [CBS]	L 20-21
Sept. 23	Marshall [VideoSeat PPV]	W 33-7
Sept. 30	at Memphis [ESPN]	W 41-7
Oct. 7	*at Georgia [ESPN]	W 51-33
Oct. 21	*Alabama [CBS]	W 16-13
Oct. 28	*at South Carolina [ESPN]	W 31-24
Nov. 4	*LSU [CBS]	L 24-28
Nov. 11	*at Arkansas [ESPN2]	L 14-31
Nov. 18	*at Vanderbilt [LFN]	W 39-10
Nov. 25	*Kentucky [LFN]	W 17-12
Jan. 1	Penn State [ESPN]	11 a.m. ET

\*-Southeastern Conference game

## 2006 PENN STATE SCHEDULE

Date	Opponent	Time/Result
Sept. 2	Akron	W 34-16
Sept. 9	at Notre Dame	L 17-41
Sept. 16	Youngstown State	W 37-3
Sept. 23	*at Ohio State	L 6-28
Sept. 30	*Northwestern	W 33-7
Oct. 7	*at Minnesota	(OT) W 28-27
Oct. 14	*Michigan	L 10-17
Oct. 21	*Illinois	W 26-12
Oct. 28	*at Purdue	W 12-0
Nov. 4	*at Wisconsin	L 3-13
Nov. 11	Temple	W 47-0
Nov. 18	*Michigan State	W 17-13
Jan. 1	Tennessee [ESPN]	11 a.m. ET

\*-Big Ten Conference game

## THE COACHES

**Tennessee** -- Phillip Fulmer (Tennessee, 1972)  
 Overall Record: 137-40 (.774 / 15 years)  
 At Tennessee: 137-40 (.774 / 15 years)  
 Versus Penn State: 0-1

**Penn State** -- Joe Paterno (Brown, 1950)  
 Overall Record: 362-121-3 (.748 / 41 years)  
 At Penn State: 362-121-3 (.748 / 41 years)  
 Versus Tennessee: 2-2

## KNOXVILLE BOWL PRACTICE

Tennessee's Knoxville bowl practices are open for the first four (4) periods (including flex as the first period). When the horn signals the start of the fifth period, all media, videographers and still photographers are asked to leave the field area.

### DECEMBER 9-20 PRACTICE SCHEDULE

Dec. 9	.....3:15 p.m. Flex (post-practice interviews)
Dec. 10	.....4:15 p.m. Flex
Dec. 13	.....3:15 p.m. Flex
Dec. 14	.....11:30 a.m. Media Day; 3:15 p.m. Flex
Dec. 15	.....4:15 p.m. Flex (post-practice interviews)
Dec. 16	.....2:30 p.m. Flex (post-practice interviews)
Dec. 17	.....3 p.m. Walk-through
Dec. 18	.....2:30 p.m. Flex (post-practice interviews)
Dec. 19	.....9:45 a.m. Flex (post-practice interviews)
Dec. 20	.....10 a.m. Flex

## Game 13 - The 2007 Outback Bowl

### Tennessee Volunteers (9-3) vs. Penn State Nittany Lions (8-4) Jan. 1 ♦ Raymond James Stadium (65,657) ♦ 11 a.m. ET ♦ ESPN

**RANKINGS:** Tennessee is ranked No. 17 by the Associated Press and No. 18 in the USA Today poll. Penn State is unranked.

**RADIO:** The game will be broadcast by the 80-plus station Vol Radio Network. For a complete list of stations, visit UTsports.com. Play-by-play broadcaster **Bob Kesling** is in his eighth season as the voice of the Volunteers and calls the action along with **Tim Priest** and sideline reporter **Jeff Francis**. For the Penn State Radio Network, play-by-play broadcaster **Steve Jones** has the call along with analyst **Jack Ham**. ESPN National Radio will carry the game, with the call by **Gary Thorne**, **Andre Ware** and **Todd Harris**. Sirius satellite radio will broadcast the game on channel 120 (UT feed).

**TELEVISION:** The game will be televised nationally on ESPN (UT owns a 30-13-2 [.689] all-time record on ESPN). **Mike Patrick** handles the play-by-play duties, while **Todd Blackledge** and **Holly Rowe** provide analysis.

### DID YOU KNOW?

Tennessee owns a 6-4 all-time bowl record against current members of the Big Ten Conference. The Vols have posted bowl victories over Wisconsin (1981 Garden State Bowl), Minnesota (1986 Liberty Bowl), Indiana (1988 Peach Bowl), Ohio State (1996 Florida Citrus Bowl), Northwestern (1997 Florida Citrus Bowl) and Michigan (2002 Florida Citrus Bowl). Tennessee's four Big Ten bowl setbacks have come against Purdue (1979 Bluebonnet Bowl), Iowa (1982 Peach Bowl) and Penn State (1992 Fiesta Bowl and 1994 Florida Citrus Bowl).

### SERIES HISTORY & NOTES

Two of the nation's most storied and tradition-laden college football programs, Tennessee and Penn State, have met just four times on the gridiron. Each school owns two victories in the series, which dates to 1971. And this year's bowl matchup is the third postseason meeting between the Volunteers and the Nittany Lions.

The Vols' bowl fortunes have suffered against Penn State, with the Big Ten stalwart posting a 42-17 victory over UT in the 1992 Fiesta Bowl and a 31-13 triumph over Tennessee in the 1994 Florida Citrus Bowl.

Tennessee's two wins in the series came during the 1971 and 1972 seasons in Knoxville, with the Big Orange logging 31-11 and 28-21 victories, respectively.

The Vols average 22.3 points per game in the all-time series with PSU, while the Lions average 26.3 points per game against the Vols.

Phillip Fulmer owns an 0-1 mark against Penn State, as he was on the Vols' sideline during the 1994 Florida Citrus Bowl when the Nittany Lions closed out the game with 21 unanswered points.

Fulmer's all-time record against current members of the Big Ten Conference is 3-1, with lone victories over Michigan, Northwestern and Ohio State (all in bowl games).

### FULMER STEERS VOLS TO 14th BOWL APPEARANCE IN 15 SEASONS

Steady at the top. In his 15th season directing the Big Orange program, UT head coach Phillip Fulmer has the Vols headed to a postseason bowl game for the 14th time (the program's 46th all-time bowl bid). The former Tennessee lineman (1969-71) has posted a 7-6 career bowl record, including a win in the 1999 Fiesta Bowl that capped a perfect 13-0 season and earned the Vols the 1998 national championship.

Fulmer stands in elite company alongside former Nebraska head coach Tom Osborne as the only coaches in college football history to lead a team to bowl games in each of their first 13 seasons.

### MEACHEM ENJOYING MOST PROLIFIC RECEIVING SEASON IN TENNESSEE HISTORY

Just how special has wide receiver Robert Meachem's junior season been? He set a school record for receiving yards in a season with 1,265. He became just the sixth Vol ever to total more than 2,000 career receiving yards. His 11 touchdowns are the third-most ever by a UT receiver in a single season. And his average of 105.4 receiving yards per game ranks first in the Southeastern Conference and third in NCAA Division I-A.

These outstanding numbers have led to a bevy of honors, highlighted by first-team All-America acclaim (making him the first Vol wideout to earn first-team All-America status since Carl Pickens in 1991).

Meachem's penchant for catching touchdowns also has him sitting alongside some prolific scorers in UT's all-time records book. His 17 touchdowns rank fifth all-time among Tennessee receivers (trailing Joey Kent with 25, Cedrick Wilson with 24, Marcus Nash with 20 and Peerless Price with 19).

### UT's 1,000-Yard Receivers (single season)

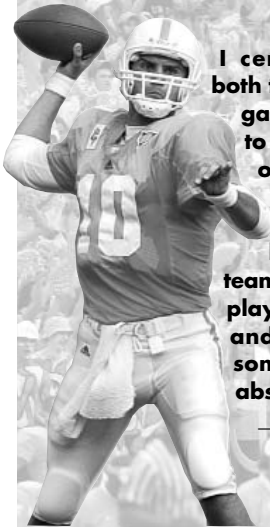
Year	Player	Yards
2006	Robert Meachem	1,265
1997	Marcus Nash*	1,170
1996	Joey Kent*	1,080
1995	Joey Kent*	1,055
2001	Kelley Washington^	1,010

\*QB was Peyton Manning; ^QB was Casey Clausen

UT's opponents have combined to post an 80-57 (.584) record this season ... Tennessee owns a 9-6 all-time record in Florida-based bowl games (5-2 under Fulmer) ...

# GAME NOTES: VOLLS vs LIONS

## Speaking Volumes ...



I certainly do (feel like both teams come into the game with something to prove). Neither one of us has a bad loss to anyone, with seven combined losses all to ranked teams. Both teams have played tough schedules and both us have something to prove, absolutely.

— UT head coach Phillip Fulmer

## AINGE'S GAME-BY-GAME PASSING

Year	Cmp-Att-Int	Yds	TD	Lg
2004				
UNLV	10-17-0	118	2	42
FLORIDA	16-24-1	192	3	32
LA TECH	10-15-0	198	3	60
AUBURN	17-35-4	173	1	21
at Georgia	12-21-0	150	2	39
at Mississippi	14-30-1	231	1	39
ALABAMA	10-22-2	132	1	37
at S. Carolina	9-16-1	109	3	24
NOTRE DAME	11-18-0	149	1	56
at Vanderbilt		Injured		
KENTUCKY		Injured		
Auburn (SEC)		Injured		
Texas A&M (Cotton Bowl)		Injured		

Year	Cmp-Att-Int	Yds	TD	Lg
2005				
UAB	5-14-2	57	1	26
at Florida	14-29-0	147	1	19
at LSU	7-19-1	54	0	16
MISSISSIPPI		Did Not Play		
GEORGIA		Did Not Play		
at Alabama	0-2-1	0	0	--
S. CAROLINA	9-21-0	65	0	26
at Notre Dame	13-32-2	187	1	23
MEMPHIS	1-3-1	6	0	6
VANDERBILT		Did Not Play		
at Kentucky	17-25-0	221	2	50

Year	Cmp-Att-Int	Yds	TD	Lg
2006				
CALIFORNIA	11-18-1	291	4	80
AIR FORCE	24-29-1	333	3	45
FLORIDA	17-31-2	183	0	29
MARSHALL	18-27-1	258	1	47
at Memphis	23-27-0	324	4	84
at Georgia	25-38-0	268	2	29
ALABAMA	28-46-3	302	0	39
at S. Carolina	21-29-0	254	2	62
LSU	1-6-0	3	0	3
at Arkansas		Injured		
at Vanderbilt	21-26-0	266	2	45
KENTUCKY	19-33-0	240	1	33

## Ainge's Top-Five Passing Games (yardage)

Yds.	Game (TDs)	Result
333	vs. Air Force, 9/9/06 (3 TDs)	W, 31-30
324	at Memphis, 9/30/06 (4 TDs)	W, 41-7
302	vs. Alabama, 10/21/06 (0 TDs)	W, 16-13
291	vs. California, 9/2/06 (4 TDs)	W, 35-18
268	at Georgia, 10/7/06 (2 TDs)	W, 51-33

## Tennessee Career Total Offense

Player	Plays	Rush	Pass	Total
Peyton Manning	1,534	-181	11,201	11,020
Casey Clausen	1,499	-130	9,707	9,577
Andy Kelly	982	30	6,397	6,427
Jeff Francis	956	33	5,867	5,900
Tee Martin	792	614	4,592	5,206
Jimmy Streater	836	1,374	3,433	4,807
<b>ERIK AINGE</b>	<b>718</b>	<b>-181</b>	<b>4,911</b>	<b>4,730</b>
Heath Shuler	671	383	4,089	4,472
Condredge Holloway	758	966	3,102	4,068
Alan Cockrell	684	-16	3,823	3,807
Bobby Scott	671	209	3,371	3,580
Tony Robinson	545	195	3,332	3,527
Dewey Warren	602	162	3,357	3,519

## Tennessee Career Passing Yards

Player	Att-Cmp	Pct.	Yds.	TD
Peyton Manning	1,381-863	62.5	11,201	89
Casey Clausen	1,270-775	61.0	9,707	75
Andy Kelly	846-514	60.8	6,397	36
Jeff Francis	768-476	62.0	5,867	31
<b>ERIK AINGE</b>	<b>654-383</b>	<b>58.6</b>	<b>4,911</b>	<b>41</b>
Tee Martin	588-326	55.4	4,592	32
Heath Shuler	513-316	61.6	4,088	36
Alan Cockrell	568-317	55.8	3,823	26
Jimmy Streater	467-241	51.6	3,433	17
Bobby Scott	498-236	47.4	3,371	32
Dewey Warren	440-258	58.6	3,357	27
Tony Robinson	411-253	61.6	3,332	23
Condredge Holloway	407-238	58.5	3,102	18

## CUTCLIFFE'S MAGIC NUMBER = 30

During David Cutcliffe's two stints as Tennessee's offensive coordinator (1993-98 and 2006), the Vols have been awfully tough to beat when they score at least 30 points. In fact, with Cutcliffe gripping the offensive reins, Tennessee has scored at least 30 points in 54 different games; and UT owns an impressive 52-2 (.963) record when that happens. Cutcliffe's UT teams score at least 30 points in 62.8 percent of their games (54 of 86). The Vols average 34.2 in those contests.

When Cutcliffe's UT offense totals at least 30 points, Tennessee outscores its opponents by an average of 25.7 points per game (42.74 ppg to 17.09 ppg).

Below are some of Tennessee's scoring breakdowns with Cutcliffe as offensive coordinator:

- ◆ Home SEC Games: 33.5 ppg
- ◆ Home Non-Conference Games: 38.4 ppg
- ◆ Road SEC Games: 34.7 ppg
- ◆ Road Non-Conference Games: 29.0 ppg
- ◆ Neutral-Site Games: 27.5 ppg

## VOLS EFFICIENT IN "ORANGE" ZONE

Since turning the ball over on downs while holding a commanding 27-0, third-quarter lead at Memphis Sept. 30, Tennessee has been 25-for-27 on orange-zone scoring attempts (16 TDs and nine FGs).

The only scoreless orange-zone possessions during that span came in the closing moments against Arkansas (when the Vols reached the Razorbacks 18-yard line before time ran out) and Kentucky (blocked second-quarter field-goal attempt).

For the entire season, the Vols boast a 90.7 scoring percentage in the orange zone; that number is strong enough to lead the SEC (five percentage points better than any other league team). Tennessee's orange-zone totals this year include 27 touchdowns and 12 field goals in 43 trips inside the 20-yard line.

Aside from the scoreless Memphis, Arkansas and Kentucky possessions, UT's only other scoreless orange-zone trip this season was a turnover on downs while holding a 35-11 lead over ninth-ranked California in the closing minutes of the season-opener.

The Vols' opponents have scored on 86.5 percent of their orange-zone trips this season (22 TDs and 10 FGs in 37 attempts), with three turnovers.

## FOUR QUARTERS STRONG

One of the most noteworthy aspects of Tennessee's season has been its ability to finish games with a flourish. The Vols have scored 35.8 percent of their total points this season in the fourth quarter (126 of 352) and have come from behind to win four contests that they trailed entering the final stanza.

Through 12 games, Tennessee has averaged 10.5 points in the fourth quarter while limiting its opponents to just 5.7 points.

All three of UT's October contests resulted in fourth-quarter comeback wins, as the Vols rallied at Georgia (51-33 on Oct. 7), vs. Alabama (16-13 on Oct. 21) and at South Carolina (31-24 on Oct. 28). Tennessee added another fourth-quarter rally to finish off Kentucky Nov. 25 in Knoxville by a score of 17-12. That victory was highlighted by three fourth-down stops by the UT defense.

## VOLS, LIONS SEEKING 25th BOWL WIN

Ironically, Tennessee and Penn State both own 24 all-time bowl victories entering the 2007 Outback Bowl.

The Vols' and Nittany Lions' 24 bowl triumphs place the schools in a three-way tie with Oklahoma for third place on the NCAA's all-time bowl wins list.

Tennessee's all-time bowl record is 24-21 (.533), while Penn State is 24-12-2 (.658).

## VERSATILE VETERAN: SEARS' SUPER SENIOR SEASON

One of Tennessee's most heralded players entering this season was senior offensive tackle Arron Sears, and he lived up to his preseason All-America billing this fall.

The Russellville, Ala., native's honors haul this season includes first-team All-America acclaim from the AFCA and Walter Camp as well as second-team laurels from the Associated Press and third-team status from Rivals.com. He was also a first-team All-SEC selection and the winner of the SEC's prestigious Jacobs Award, presented to the league's top blocker.

A total of 13 Vols have now combined to win the Jacobs Award 18 times, and Sears is UT's first winner since tackle Antone Davis in 1990.

The Vols' most versatile player along the offensive front, Sears has made 31 consecutive starts and anchors an offensive line that has kept quarterbacks clean and allowed Tennessee to become the second-most prolific passing team in the Southeastern Conference. He has missed just one start since freshman campaign, starting at every position on the line except center.

Erik Ainge has thrown 113 consecutive passes without an interception, dating to the Oct. 21 Alabama game ... The streak is the longest of Ainge's career ...

# GAME NOTES: VOLLS vs LIONS

## Tennessee Records Book Watch

### Career Scoring

1. Jeff Hall (1995-98)	371
2. James Wilhoit (2003-present)	321
3. John Becksvort (1991-94)	317
4. Fuad Reveiz (1981-84)	314
5. Alex Walls (1999-2002)	292
6. Gene McEver (1928-31)	276
7. Stanley Morgan (1973-76)	236
8. James Stewart (1991-94)	234

### Career Punting Avg.

1. Jimmy Colquitt (1981-84)	43.9
2. Britton Colquitt (2005-present)	42.8
3. Dustin Colquitt (2001-04)	42.6
4. Craig Colquitt (1975-77)	42.5
5. Ron Widby (1964-66)	42.3
6. Kent Elmore (1986-88)	42.2
7. Neil Clabo (1972-74)	41.7

### Career Receiving Yards

1. Joey Kent (1993-96)	2,814
2. Marcus Nash (1994-97)	2,447
3. Peerless Price (1995-98)	2,298
4. Cedrick Wilson (1997-2000)	2,137
5. Robert Meachem (2004-present)	2,107
6. Tim McGee (1982-85)	2,042
7. Larry Seivers (1973-76)	1,924
8. Carl Pickens (1989-91)	1,875
9. Anthony Hancock (1978-81)	1,826
10. Donte Stallworth (1999-2001)	1,747

### Season Receiving Yards

1. Robert Meachem, 2006	1,265
2. Marcus Nash, 1997	1,170
3. Joey Kent, 1996	1,080
4. Joey Kent, 1995	1,055
5. Kelley Washington, 2001	1,010
6. Tim McGee, 1985	947
7. Peerless Price, 1998	920
8. Carl Pickens, 1990	917
9. Carl Pickens, 1991	877
10. Larry Seivers, 1975	840

### Career Receptions

1. Joey Kent, 1993-96	183
2. Marcus Nash, 1994-97	177
3. Cedrick Wilson, 1997-2000	159
4. Peerless Price, 1995-98	147
5. Thomas Woods, 1986-89	124
6. Tim McGee, 1982-85	123
7. Robert Meachem, 2004-present	121
8. Jayson Swain, 2003-present	119
9. Larry Seivers, 1973-76	117
10. Craig Faulkner, 1990-93	110

## CONSECUTIVE COMPLETIONS BY A TENNESSEE QUARTERBACK

24	Tee Martin vs. Alabama/at South Carolina*	10/24-31/98
15	Erik Ainge vs. Air Force*	9/9/06
13	Jeff Francis vs. Indiana (Peach Bowl, Atlanta)	1/2/88
13	Casey Clausen vs. Kentucky	11/18/00
12	Peyton Manning vs. Kentucky*	11/22/97
11	Heath Shuler vs. Louisville*	11/16/93
11	Peyton Manning at Georgia*	10/12/96
11	Erik Ainge at Vanderbilt*	11/18/06
10	Heath Shuler vs. Boston Coll. (Hall of Fame Bowl, Tampa)*	1/1/93
10	Peyton Manning vs. Mississippi (Memphis)*	10/3/96
10	Peyton Manning vs. Georgia*	10/11/97
10	Casey Clausen vs. Michigan (Citrus Bowl, Orlando)	1/1/02

\* David Cutcliffe was the quarterbacks coach

## ACCURATE AINGE AUTHORIZING STREAKS, PILING UP TOUCHDOWNS

Quarterback Erik Ainge has enjoyed a tremendously productive junior season that has seen him rank among the national leaders in numerous passing categories and climb in the UT records book.

One impressive aspect of Ainge's season has been his ability to string together impressive completions streaks. In fact, two of the 10-longest completions streaks in school history have been authored by Ainge this season. He completed 15 straight tries against Air Force — the second-longest streak in UT history — and also completed 11 straight passes at Vanderbilt Nov. 18.

Ainge has also thrown 19 touchdown passes this season to raise his career total to 41. Only two Tennessee quarterbacks have thrown more. Peyton Manning holds the school-record with 89 TD tosses, and Casey Clausen ranks second with 75.

## AINGE AIMING FOR UT'S SINGLE-SEASON COMPLETION-PERCENTAGE RECORD

Through 12 games this season (and with a bowl game left to play), Vols quarterback Erik Ainge is on track to set the Tennessee single-season record for completion percentage. He's completed 66.9 percent (208 of 311) of his throws thus far.

Tennessee's completion-percentage leaders (by attempts) are:

Min 100 Attempts - 64.9, Daryl Dickey, 1985 (85 of 131)
Min 200 Attempts - 64.6, Heath Shuler, 1993 (184 of 285)
Min 300 Attempts - 64.2, Peyton Manning, 1995 (244 of 380)
Min 400 Attempts - 60.2, Peyton Manning, 1997 (287 of 477)

## HELMET DECAL HONORS INJURED DUO



Tennessee defensive starters Justin Harrell and Inky Johnson both suffered injuries during the Sept. 9 Air Force game that brought their season to an early end (though Harrell managed to play in one more game the following week against Florida).

As a way of honoring both players for the duration of the season, Tennessee added a decal depicting three interlocking circles to each helmet. The Nos. 92 (Harrell) and 29 (Johnson) are inside the outer circles, and the word "team" is inside the center circle. Banners bearing this logo have also been placed in each end zone at Neyland Stadium.

## WILHOIT SEC'S ACTIVE LEADING SCORER; RANKS SECOND ALL-TIME AT UT

Tennessee senior placekicker James Wilhoit is the SEC's active career scoring leader with 321 points. His 92 points this year are the second-most in the SEC, and he sports an 81.0 field-goal percentage this season (good for fourth in the league).

Wilhoit's solid senior season has landed him in second place on UT's all-time career scoring list. Former placekicker Jeff Hall is Tennessee's career scoring leader, totaling 371 points from 1995-98.

## OPPOSING RUSHERS STRUGGLE TO HIT 100

Tennessee's defense has allowed just five opposing ballcarriers to rush for at least 100 yards in the last 36 games. During that span, the opponents' top rusher has averaged 75.0 yards per game.

Kentucky's Rafael Little is the most recent back to hit the 100-yard mark in a game against Tennessee, gaining 119 yards on 23 carries Nov. 25.

UNLV's Dominique Dorsey (121 yards in the 2004 season-opener), current NFL standout Carnell "Cadillac" Williams (100 yards in the 2004 SEC Championship Game), Florida's DeShawn Wynn (104 yards in 2006) and Arkansas' Darren McFadden (181 yards in 2006) are the only other backs to reach 100 yards against UT in the last 36 games.

Among the backs who recently came up short in their quest for 100 yards are such names as Ronnie Brown, Kenneth Darby (twice), Joseph Addai, Thomas Brown, Darius Walker and Marshawn Lynch.

## TENNESSEE FOOTBALL WEEKLY MEDIA SERVICES

### SUNDAY

**Coach Fulmer's Teleconference** - Coach Fulmer will be available on Sundays following Vols games (including open dates) via teleconference beginning at 5:30 p.m. ET. Call (212) 812-4494 and enter 8934 8710 to join the call.

**UT Football Game Highlights** - Highlights for all UT games are available on satellite each Sunday morning from 9-10 a.m. ET. A system test will be made at 8:45 a.m. ET. Please credit Host Communications/UTV for any video used. Call Barry Rice at (865) 974-7442 for more information. Satellite coordinates are: **KU Band, SBS 6, Transponder 15, Downlink 12072 Horizontal**

### TUESDAY

**Coach Fulmer's Weekly Press Conference** - Coach Fulmer holds a weekly press conference and luncheon prior to UT games each Tuesday of game week. The press conference and player interviews will be in the Neyland-Thompson Sports Center. **Player interview requests should be made by 2 p.m. ET Monday by contacting the SID Office at (865) 974-1212.**

### Tuesday Press Conference Schedule

11:30-2:00	Player Interviews
11:00-2:00	Luncheon (Bill Gibbs Hall)
Noon-12:30	Coach Fulmer with writers
12:30-1:00	Coach Fulmer with Radio/TV

**Fulmer Press Conference Live Uplink** - Each Tuesday prior to every game, Coach Fulmer will be available by live uplink from 12:30 - 1 p.m. ET. Satellite coordinates are: **KU Band, SBS 6, Transponder 15, Downlink 12072 Horizontal**

**UT Football Preview Feed** - Each Tuesday during the season, a preview of the upcoming UT game will be available on satellite. The feeds will be made from 4:15-4:30 p.m. ET. Satellite coordinates are: **KU Band, SBS 6, Transponder 15, Downlink 12072 Horizontal**

### WEDNESDAY

#### SEC Weekly Teleconference

The Southeastern Conference will conduct a weekly teleconference with the SEC head coaches each Wednesday. The call begins at 11 a.m. ET, with each coach assigned a seven-minute time period. The confidential media phone number is (706) 645-9713.

**UT Coach Phillip Fulmer participates from 11-11:07 a.m. ET.**

#### Players' Weekly Teleconference

The UT Sports Information Office will have a weekly teleconference with two to four players available. This service is held every Wednesday during the season at 1:15 p.m. ET. Please make player requests to the Sports Information Office at (865) 974-1212.

Call (212) 812-4494 and enter 8934 8710 to join the call.

# GAME NOTES: VOL<sub>S</sub> vs LIONS

## “VOL SCHOLAR” INSIGNIA RECOGNIZES ACADEMIC DILIGENCE



The VOLScholar program, an initiative of UT's Thornton Athletics Student Life Center in cooperation with the men's and women's athletics departments, is a comprehensive academic and citizenship-building program that has gained enthusiastic support from several of UT's athletic teams. Student-athletes earn the right to wear the VOLScholar patch by achieving a 3.0 grade-point average in the previous fall and/or spring semester.

"We have a lot of outstanding young men and women in our program that are doing great things on and off the field of competition," said Mike Hamilton, men's athletics director. "This is just another way to recognize them for their behavior and prepare them for life after school."

## COLQUITT LEADING THE SEC IN PUNTING, RANKS AMONG TOP TEN NATIONALLY

Sophomore punter Britton Colquitt ranks first in the Southeastern Conference and eighth nationally with a punting average of 45.02 yards this season.

Although Colquitt's bowl totals will count towards his final season average, his current mark would be good enough for the third-highest season average in UT history. His cousin, Jimmy Colquitt, averaged a school-record 46.9 yards per punt in 1982. And his older brother, Dustin (now with the Kansas City Chiefs), averaged 45.3 yards per punt in 2003.

For his career, Britton is averaging 42.8 yards per punt. That number would trail only Jimmy's career average of 43.9 yards.

In addition to Jimmy and Dustin, Britton's father, Craig, also punted for the Vols from 1975-77. Craig currently ranks third in career punting and season punting at UT.

## SCORING STREAK

Tennessee has scored in 158 consecutive games dating back to a 31-0 shutout by Florida in Knoxville in 1994. It is the second-longest streak in the SEC, trailing Florida's 225. UT's home scoring streak is at 82, while it has scored in 146 straight games away from Neyland Stadium. The Vols' last road shutout was handed down by Georgia in 1981, 44-0.

## FULMER APPOINTING GAME CAPTAINS

For the first time in the Phillip Fulmer era — and the first year overall since 1990 — Tennessee began a season without predetermined team captains. The Vols named captains on a game-by-game basis to open the season, but the squad elected permanent captains prior to the regular-season finale against Kentucky.

The Vols who served as game captains this season are Cory Anderson, Ben Greene, Justin Harrell, Inquoris "Inky" Johnson, David Ligon, Turk McBride, Matt McGlothlin, Marvin Mitchell, Arron Sears, Bret Smith, Antwan Stewart, Jayson Swain, Jonathan Wade, Ryan West, James Wilhoit and David Yancey.

The permanent captains that will hold the role through the bowl game are Harrell, McBride, Mitchell, Sears and Swain.

The last time a UT team utilized the game-by-game approach to captaincy, the Vols finished 9-2-2 and won the 1990 SEC Championship.

## FUTURE MATCHUPS SET WITH ELITE NATIONAL PROGRAMS

Never shying away from facing elite competition, Tennessee's future schedules feature matchups with some of the nation's top-flight college football programs.

In the near future, UT hosts North Carolina State Aug. 30, 2007, and travels to UCLA Sept. 6, 2008.

Tennessee also has an outstanding slate of non-conference opponents signed to contracts beginning in 2010. The Vols host Oregon that season, travel to North Carolina in 2011, host the Tar Heels in 2012, travel to Oregon in 2013, visit Oklahoma in 2014, host the Sooners in 2015, travel to Nebraska in 2016 and host the Cornhuskers in 2017.

During the Fulmer era, Tennessee's non-conference schedule has included elite competition on an annual basis. The Vols have played Notre Dame four times, UCLA three times, Miami (Fla.) twice and Syracuse twice, along with meetings against California, Fresno State, Louisville, Washington State, Oklahoma State, Marshall and Texas Tech.

## VOLS SEC ATTENDANCE LEADER FOR 32nd STRAIGHT YEAR

Tennessee claimed its 32nd straight SEC attendance crown in 2005. The Volunteers led the league with a total attendance of 645,558 over six games for an average of 107,593. It was the second-best average attendance mark in school history, missing the 2000 record by only two fans per game.

UT was the only league team to post a total attendance of more than 600,000 in 2005.

## TENNESSEE TOPS IN SEC OVER LAST DECADE

Tennessee maintains its standing as the winningest team in the SEC over the last 10 years (1996-2005) in terms of victories and percentage. The Vols were 95-30 during that span for a percentage of .760, ranking them fifth nationally in percentage and sixth in wins.

## VOLS REGULARS ON TELEVISION

Since 1990, Tennessee has had 171 games broadcast on national or regional television (excluding pay-per-view). That's 81.4 percent of Tennessee's total games played since 1990 that have been televised.

## WORKING OVERTIME

Since the NCAA established a tiebreaker system for Division I in 1996, Tennessee is 5-1 in overtime contests. The Vols have won the coin toss four times and chosen to play defense three times. The only time UT chose offense after winning the toss was against Florida in 1998.

Tennessee has played the second- and third-longest overtime games in NCAA history at six (Arkansas 2002) and five periods (Alabama 2003). The Vols won both games.

All three times the Vols have gone to overtime in Knoxville, the score at the end of regulation has been 17-17. UT is 3-3 in games following overtime contests.

Date	Opponent	OTs	Coin Toss	Game-Winning Play	Final Score
9/19/1998	Florida	1	W (off)	J. Hall 41 field goal	20-17 W
9/30/2000	at LSU	1	W (def)	Royal 25 pass from Davey	31-38 L
10/5/2002	Arkansas	6	L (off)	Witten 25 pass from C. Clausen	41-38 W
9/27/2003	S. Carolina	1	W (def)	Banks 4 pass from C. Clausen	23-20 W
10/25/2003	at Alabama	5	L (off)	C. Clausen 1 run (2pt conv.)	51-43 W
9/26/2005	at LSU	1	W (def)	Riggs Jr. 1 run	30-27 W

## ROCKY TOP REPLAY

The SEC began using video replay last season. Here is a look at how the new system has affected the Vols this year (19 reviews to just seven in all of 2005):

Game	Reviewed Play	Ruling
9/2/06 vs. California	Spot on Robert Meachem catch	Spot advanced; UT first down
9/9/06 vs. Air Force	Shaun Carney 1-yard TD run	TD upheld; ball crossed goal line
9/16/06 vs. Florida	Jemalle Cornelius 21-yard TD catch	TD upheld; ball crossed goal line
9/16/06 vs. Florida	Jayson Swain 30-yard TD catch	No TD; knee down at 1-yd. line
10/7/06 at Georgia	Mohamed Massaquoi 33-yard catch	Catch upheld
10/7/06 at Georgia	Erik Ainge 1-yard TD run	TD upheld
10/7/06 at Georgia	Bret Smith 24-yard catch	Overtuned; incomplete pass
10/7/06 at Georgia	Joe Tereshinski sack/fumble	Fumble was upheld; UT ball
10/7/06 at Georgia	Arian Foster 1-yard TD run	TD upheld; ball crossed goal line
10/21/06 vs. Alabama	Spot on Robert Meachem catch	Call upheld; not a first down
10/21/06 vs. Alabama	D.J. Hall 40-yard catch	Catch upheld; receiver had possession
10/21/06 vs. Alabama	Robert Meachem catch	Overtuned; incomplete pass
10/21/06 vs. Alabama	Spot on Bret Smith catch	Call upheld; receiver not in end zone
10/28/06 at S. Carolina	Bret Smith 5-yard TD catch	TD upheld; receiver had possession
10/28/06 at S. Carolina	Arian Foster 5-yard TD run	TD upheld; ball crossed goal line
11/4/06 vs. LSU	LSU punt (did it touch UT player)	Call upheld; touchback (was not touched)
11/18/06 at Vanderbilt	UT incomplete 2-point pass	Call upheld; receiver did not have possession
11/18/06 at Vanderbilt	Sack and forced fumble by UT	Overtuned; QB was hit in the head
11/25/06 vs. Kentucky	Sack and forced fumble by UK	Call upheld; QB was not throwing

## Tennessee Volunteers Pronunciation Guide

(listed alphabetically)

10	Erik Ainge Ainj	QB
98	Demonte' Bolden duh-MON-tay	DT
86/80	Brad/Jeff Cottam COTT-um	TE
47	Britton Colquitt COLE-kwit	P
34	Dorian Davis DOOR-ee-in	LB
27	Arian Foster AIR-ee-in	TB
2	Montario Hardesty mon-TARE-ee-oh HARD-iss-tee	TB
41	Jared Hostetter HOSS-tet-ur	DE
29	Inquris Johnson in-CORE-ee-iss	DB
31	Marsalous Johnson mar-SAL-us	DB
66	David Ligon LIG-un	C/OG
7	Jerod Mayo ja-ROD	LB
65	Jacques McClendon JOCK	OL
20	Demetrice Morley duh-MEE-triss	DB
70	Darius Myers DARE-ee-us	OL
19	Jarod Parrish ja-ROD	DB
51	Vladimir Richard VLAD-uh-meer	OG
24	Antwan Stewart ANN-twahn	DB
6	Ja'Kouri Williams ja-COOR-ee	TB
35	Ellix Wilson EE-lix	LB

## Tennessee Depth Chart

### OFFENSE

TE	28	Chris Brown (Jr., 6-3, 250)
	80	Jeff Cottam (Fr., 6-8, 255)
TE	86	Brad Cottam (Jr., 6-8, 260)
	80	Jeff Cottam (Fr., 6-8, 255)
LT	76	Arron Sears (Sr., 6-4, 320)
	79	Chris Scott (Fr., 6-5, 325)
LG	66	David Ligon (Sr., 6-5, 300)
	51	Vladimir Richard (Fr., 6-4, 290)
C	50	Josh McNeil (Fr., 6-4, 290)
	73	Michael Frogg (Jr., 6-4, 300)
RG	65	Jacques McClendon (Fr., 6-3, 325) OR
	78	Ramon Foster (So., 6-6, 325)
RT	54	Eric Young (Jr., 6-4, 310)
	71	Steven Jones (Jr., 6-4, 305)
WR	1	Jayson Swain (Sr., 6-1, 205)
	81	Josh Briscoe (So., 6-3, 183)
	85	Casey Woods (Jr., 6-5, 220)
WR	3	Robert Meachem (Jr., 6-3, 210)
	12	Lucas Taylor (So., 5-10, 185)
	82	Bill Grimes (Jr., 6-4, 207)
WR	9	Bret Smith (Sr., 6-3, 190)
	11	Slick Shelley (Fr., 6-4, 185)
QB	10	Erik Ainge (Jr., 6-6, 220)
	8	Jonathan Crompton (Fr., 6-4, 225)
	14	Bo Hardegree (Jr., 6-5, 215)
TB	22	LaMarcus Coker (Fr., 5-11, 205)
	2	Montario Hardesty (Fr., 6-0, 205)
	27	Arian Foster (So., 6-1, 215)
	43	David Yancey (Sr., 5-8, 198)
FB	45	Cory Anderson (Sr., 6-3, 255)
	30	David Holbert (Jr., 6-1, 250)

### DEFENSE

LE	93	Xavier Mitchell (Jr., 6-2, 252)
	94	Wes Brown (Fr., 6-4, 256)
	46	Andre Mathis (Fr., 6-2, 245)
LT	90	Turk McBride (Sr., 6-4, 275)
	98	Demonte' Bolden (So., 6-6, 290)
	55	Dan Williams (Fr., 6-3, 310)
RT	68	Matt McGlothlin (Sr., 6-0, 290)
	99	J.T. Mapu (Jr., 6-3, 290)
	95	Walter Fisher (So., 6-3, 265)
RE	89	Antonio Reynolds (Jr., 6-3, 260)
	91	Robert Ayers (So., 6-3, 255)
	97	Chase Nelson (Fr., 6-4, 251)
SLB	39	Ryan Karl (Jr., 6-0, 225)
	48	Adam Myers-White (So., 6-2, 215)
MLB	40	Marvin Mitchell (Sr., 6-3, 235)
	35	Ellix Wilson (So., 5-10, 225)
	58	James Turner (Jr., 6-0, 234)
WLB	7	Jerod Mayo (So., 6-2, 230) OR
	5	Rico McCoy (Fr., 6-1, 215)
	34	Dorian Davis (Fr., 6-1, 205)
LCB	24	Antwan Stewart (Sr., 6-0, 195)
	37	Antonio Gaines (Jr., 5-9, 185)
RCB	4	Jonathan Wade (Sr., 6-0, 195)
	23	Ricardo Kemp (Fr., 5-11, 190) OR
	31	Marsalous Johnson (Fr., 5-9, 180)
FS	33	Jonathan Hefney (Jr., 5-9, 185)
	38	Antonio Wardlow (Fr., 6-0, 185)
	19	Jarod Parrish (Jr., 6-3, 190)
SS	20	Demetrice Morley (So., 6-2, 195)
	14	Ben Greene (Jr., 6-0, 200) OR
	15	Sinclair Cannon (So., 6-2, 200)

### SPECIALISTS

PR	33	Jonathan Hefney (Jr., 5-9, 185)
	12	Lucas Taylor (So., 5-10, 185)
	3	Robert Meachem (Jr., 6-3, 210)
KR	27	Arian Foster (So., 6-1, 215)
	43	David Yancey (Sr., 5-8, 198)
	31	Marsalous Johnson (Fr., 5-9, 180) OR
P	47	Britton Colquitt (So., 6-3, 198)
PK	25	James Wilhoit (Sr., 5-10, 195)
KO	25	James Wilhoit (Sr., 5-10, 195)
DS	69	Ryan West (Sr., 6-3, 250)
H	85	Casey Woods (Jr., 6-5, 220)

## Penn State Depth Chart

### OFFENSE

WR	2	Derrick Williams (6-0, 201, So/So)
	4	Terrell Golden (6-3, 215, Sr/Jr) OR
	25	Brendan Perretta (5-7, 180, Sr/Jr) OR
	19	Chris Bell (6-2, 200, Fr/Fr)
LT	67	Levi Brown (6-5, 328, Gr/Sr)
	73	Dennis Landolt (6-4, 291, So/Fr)
LG	65	Robert Price (6-0, 299, Gr/Sr)
	76	Gerald Cadogan (6-5, 311, Jr/So)
C	57	A.O. Shipley (6-1, 297, Jr/So)
	62	Ross Muir (6-3, 273, Jr/So) or
	60	Patrick Weber (6-1, 271, Sr/Jr)
RG	64	Rich Ohrnberger (6-2, 296, Jr/So)
	56	Austin Hinton (6-2, 289, Jr/So)
	55	Elijah Robinson (6-2, 287, Jr/So)
RT	78	John Shaw (6-4, 299, Sr/Jr) OR
	79	Chris Auletta (6-4, 300, Sr/Jr)
	71	Mark Farris (6-5, 282, Sr/Sr)
TE	10	Andrew Quarless (6-5, 249, Fr/Fr)
	88	Kevin Darling (6-3, 242, Sr/Sr)
	44	Patrick Hall (6-2, 251, Sr/Sr)
QB	14	Anthony Morelli (6-4, 220, Jr/Jr)
	17	Daryll Clark (6-2, 224, So/Fr)
	15	Paul Cianciolo (6-4, 222, Jr/So)
TB	26	Tony Hunt (6-2, 230, Sr/Sr)
	8	Rodney Kinlaw (5-9, 203, Sr/Jr)
FB	30	BranDon Snow (6-1, 242, Sr/Sr) OR
	34	Matt Hahn (6-0, 230, Jr/Jr)
	38	Dan Lawlor (6-2, 241, Jr/So)
WR	3	Deon Butler (5-10, 166, Jr/So)
	24	Jordan Norwood (5-10, 168, So/So)
	80	Mark Rubin (6-2, 213, Jr/So)

### DEFENSE

LE	20	Tim Shaw (6-1, 237, Gr/Sr)
	48	Maurice Evans (6-2, 256, Fr/Fr)
LT	13	Jay Alford (6-3, 288, Sr/Sr)
	90	Phil Taylor (6-4, 344, Fr/Fr)
	93	Chris Baker (6-2, 290, So/Fr)
RT	92	Ed Johnson (6-1, 290, Sr/Sr)
	53	Steve Roach (6-1, 308, Sr/Sr)
	86	Mike Lucian (6-2, 276, Jr/So)
RE	47	Josh Gaines (6-1, 263, Jr/So)
	99	Jim Shaw (6-3, 264, Sr/Sr)
	91	Jared Odrick (6-5, 280, Fr/Fr)
OLB	40	Dan Connor (6-3, 225, Jr/Jr)
	46	Tyrell Sales (6-2, 234, Jr/So)
	19	Andy Kubic (6-4, 204, Gr/Sr)
ILB	31	Paul Posluszny (6-2, 238, Sr/Sr)
	52	Dontey Brown (6-2, 236, Jr/So)
	51	Joe Cianciolo (6-0, 224, Sr/Sr)
OLB	45	Sean Lee (6-2, 222, So/So)
	5	Jerome Hayes (6-2, 236, So/Fr)
	43	Josh Hull (6-2, 218, So/Fr)
LC	11	Tony Davis (5-10, 193, Jr/So)
	12	A.J. Wallace (6-1, 189, Fr/Fr) OR
	10	Lydell Sargeant (5-10, 176, So/So)
FS	6	Donnie Johnson (6-0, 209, Sr/Sr)
	37	Spencer Ridenhour (6-0, 199, Jr/So)
	9	Jason Ganter (6-0, 195, Sr/Jr)
Hero	7	Anthony Scirrotto (6-0, 192, So/So)
	24	Nolan McCready (6-0, 202, Sr/Sr)
	22	Darien Hardy (5-10, 202, Sr/Sr)
RCB	1	Justin King (6-0, 179, So/So)
	21	Knowledge Timmons (5-10, 181, So/Fr)
	25	Devin Fentress (5-10, 175, So/So)

### SPECIALISTS

PR	2	Derrick Williams (6-0, 201, So/So)
	7	Anthony Scirrotto (6-0, 192, So/So)
	25	Brendan Perretta (5-7, 180, Sr/Jr)
KR	8	Rodney Kinlaw (5-9, 203, Sr/Jr)
	12	A.J. Wallace (6-1, 189, Fr/Fr) OR
	2	Derrick Williams (6-0, 201, So/So)
P	36	Jeremy Kapinos (6-1, 235, Gr/Sr)
	41	Jeremy Boone (5-9, 171, So/Fr)
PK	23	Kevin Kelly (5-7, 173, So/So)
	96	Joe Hughes (5-10, 166, Jr/So)
	42	Collin Wagner (5-9, 169, Fr/Fr)
DS (PAT/FG)	60	Patrick Weber (6-1, 271, Sr/Jr)
	13	Jay Alford (6-3, 288, Sr/Sr) (PAT/FG)
DS (Punts)	51	Joe Cianciolo (6-0, 224, Gr/Sr)
	57	Chris Mauriello (6-1, 234, Sr/Jr)
H	29	Kevin Suhey (6-1, 200, So/Fr)
	9	Jason Ganter (6-0, 195, Sr/Jr)

Senior cornerback Jonathan Wade leads the SEC this season with 17 passes defended ... Jonathan Hefney is tied for third in the league with five interceptions ...

# Noting The Tennessee Starters ...

## OFFENSE

### 10 ERIK AINGE, QB (Jr., 6-6, 220)

- GP/GS (11/11, 28/22)...Maxwell and O'Brien semifinalist...113 pass attempts without INT...Season completion pct. (66.9) on record pace...Missed most of 2 gms with ankle injury...Fourth Vol with 2,700+ yds in season (2,722)...300-yd games this year vs. AF, MEM, ALA...SEC Offensive Player of Week and nat'l honors from Walter Camp, Cingular for game at GA (25-of-38, 268 yds, 2 TD)...4 TDs vs. CAL, MEM...Now 17-5 as starter.  
CAREER HIGHS: Att-46 vs. ALA 2006; Cmp-28 vs. ALA 2006; Yds-333 vs. AF 2006; TD-4, twice.

### 22 LaMARCUS COKER, TB (Fr., 5-11, 205)

- GP/GS (10/4, 10/4)...Freshman All-SEC pick Owns 2 of 4 longest runs (89, 87) in UT history...Leading freshman and seventh among SEC rush leaders (66.0 pg)...100-yard games vs. MAR (148), MEM (125), VAN (126)...Season rushing attempts (103) are 43 fewer than any back among SEC's top 10...Freshman All-America from Rivals.com (2nd).  
CAREER HIGHS: Att-26 vs. MEM 2006; Yds-146 vs. MAR 2006; TD-2 vs. VAN 2006.

### 28 CHRIS BROWN, TE (Jr., 6-3, 250)

- GP/GS (12/11, 35/24)...Catches in all but one game this season...Fourth on team with 24 catches and 173 yds, 1 TD...Seventeen catches last eight games for 103 yds...Career high 5 catches vs. MEM for 24 yards...Multiple catches in 7 games this year.  
CAREER HIGHS: Rec-5 vs. MEM 2006; Yds-31 vs. CAL 2006; TD-1, twice.

### 86 BRAD COTTAM, TE (Jr., 6-8, 260)

- GP/GS (12/5, 36/5)...Catches in eight straight games...10 for 130 yards over last five games...Career high 53 yds at VAN on 3 catches, including career long of 45 yds.  
CAREER HIGHS: Rec-3, twice; Yds-53 vs. VAN 2006; TD-0.

### 1 JAYSON SWAN, WR (Sr., 6-1, 205)

- GP/GS (12/11, 49/21)...119 career receptions for 1,637 yds...Tied career high with two TDs at MEM...Career high 98 yards vs. MAR -- all in first half...Career high six catches 3 times this year (76 yds. at VAN)...TD in five games this year...Catches in 23 of last 24 gms, including streak of 17 games with a catch that ended Oct. 7 at UGA.  
CAREER HIGHS: Rec-6, 3 times; Yds-98 vs. MAR 2006; TD-2, twice.

### 3 ROBERT MEACHEM, WR (Jr., 6-3, 210)

- GP/GS (12/12, 36/14)...First-team All-America and Biletnikoff Award semifinalist...SEC leader and third in I-A receiving ypg (105.4)...Set UT season receiving yards record (1,265)...Six 100-yard games this year and seven career, including 121 vs. LSU...Averaging 18.9 ypr (67 catches)...182 vs. CAL most in game for Vol WR since K. Washington's 197 vs. RTG 2002...Two TDs three times this season...Vols leading active receiver with 2,107 yards (121 rec).  
CAREER HIGHS: Rec-8 vs. AF 2006; Yds-182 vs. CAL 2006; TD-2, 3 times.

### 9 BRET SMITH, WR (Sr., 6-3, 190)

- GP/GS (11/3, 42/4)...Four catches, 62 yds., TD at ARK...Matched career high with 2 TDs at SC...14 career TDs trails Meachem among active Vols...Career high 95 yds. vs. ALA...Career best seven catches vs. GA, ALA...Third on team in catches (39), yds. (453).  
CAREER HIGHS: Rec-7, twice; Yds-95 vs. ALA 2006; TD-2, twice.

### 76 ARRON SEARS, LT (Sr., 6-4, 320)

- GP/GS (12/12, 43/36)...SEC Jacobs Award winner has 31 straight starts...71knockdown blocks in 12 games and graded perfect in 5 games...SEC Offensive Lineman of Week for efforts vs. MAR...For his career, 25 starts at left tackle, six at right tackle, four at right guard and one at left guard...All-America honors from Walter Camp, AFCA and Rivals.com.

### 66 DAVID LIGON, LG (Sr., 6-5, 300)

- GP/GS (12/12, 28/16)...Started last four games of 2005 at center but returned to guard in 2006 and has sparked...Made first collegiate start at ND 2005 and played every snap...Shared 2005 Harvey Robinson Award as spring's most improved offensive player.

### 50 JOSH McNEIL, C (Fr., 6-4, 290)

- GP/GS (11/8, 11/8)...Made collegiate starting debut vs. MEM and claimed role...Played in every game this year except FLA...Redshirted 2005 because of shoulder injury...Freshman All-America (Rivals.com) was only unanimous Freshman All-SEC pick.

### 65 JACQUES McCLENDON, RG (So., 6-3, 325)

- GP/GS (11/0, 11/0)...True freshman saw action in every game except FLA...Special-teams blocker saw increased playing time as season wore on and is a likely bowl replacement for injured starter Anthony Parker.

### 54 ERIC YOUNG, RT (Jr., 6-4, 310)

- GP/GS (12/12, 24/14)...Returned to starting lineup in 2006 after consecutive starts last year vs. LSU, MISS...Became part of O-line rotation during final six contests of 2005.

## RETURN SPECIALISTS

### 33 JONATHAN HEFNEY, PR (Jr., 5-9, 185)

- Third in SEC and 12th nationally with 12.8-yd avg...Career-long 65-ydr vs. SC sparked 4th-quarter rally...Returns of 40, 32 vs. ALA...Has 52 career returns for 9.0-yd. avg.  
CAREER HIGHS: Ret-6 vs. ALA 2006; Yds-104 vs. ALA 2006; TD-0.

### 31 MARSALOUS JOHNSON, KR (Fr., 5-9, 180)

- Five returns this season for 83 yards...First two career returns at SC for 40 yds...Best return was for 21 yards...Also serving as defensive back in pass situations.  
CAREER KR HIGHS: Ret-2, twice; Yds-40 vs. SC 2006; TD-0.

## DEFENSE

### 93 XAVIER MITCHELL, LE (Jr., 6-2, 252)

- GP/GS (12/10, 32/10)...Team leader with 13 QB hurries, second with 4 sacks...Denied AF upset with TFL on 2-point try...At least one TFL in eight games...Sack for safety vs. MAR...Career high eight tackles vs. FLA in first collegiate start...Two TFLs vs. FLA career best.  
CAREER HIGHS: Tkles-8 vs. FLA 2006; TFL-2 vs. FLA 2006; SKS-1, 5 times.

### 90 TURK McBRIDE, LT (Sr., 6-4, 275)

- GP/GS (12/12, 42/16)...All-SEC pick leads all SEC linemen with 64 tackles...Combined 26 stops last 4 games, including team high-tying 9 at ARK...Career high 10 tackles vs. FLA...Fourth on team in tackles...Three QB hurries vs. CAL to key D-line's effort...Versatile lineman has 13 career starts at tackle, three at end...Injuries in '05 limited him to 16 tackles in nine games.  
CAREER HIGHS: Tkles-10 vs. FLA 2006; TFL-2, 5 times; SKS-2 vs. KY 2005.

### 68 MATT McGLOTHLIN, RT (Sr., 6-0, 290)

- GP/GS (12/11, 35/13)...Career high 3 tackles at SC and ARK...Making first starts since 2003...Granted scholarship in Aug...Worked way into lineup with solid camp.  
CAREER HIGHS: Tkles-3, twice; TFL-0.5 vs. LSU 2005; SKS-0.

### 89 ANTONIO REYNOLDS, RE (Jr., 6-3, 260)

- GP/GS (10/0, 34/10)...Appeared in first 33 games of career before missing last two games with neck injury...Logged career-high five stops at SC...Career-high 2 TFLs vs. ALA included key late sack...Second on team in 2005 with five special teams tackles.  
CAREER HIGHS: Tkles-4 vs. MEM 2005; TFL-1, 4 times; SKS-1, twice.

### 39 RYAN KARL, SLB (Jr., 6-0, 225)

- GP/GS (12/12, 34/12)...Recovery vs. LSU set up TD pass next play...Third on team with 4 PBUs (2 have led to INTs)...Third on team with 9 TFLs, fifth with 62 tackles...Two TFLs vs. LSU tied career high...First 2 career TFLs vs. AF included sack...7 special teams tackles led team in 2005...36-yd. INT return in first bowl appearance (2005 Cotton Bowl).  
CAREER HIGHS: Tkles-9 vs. CAL 2006; TFL-2, twice; SKS-1 vs. AF 2006.

### 40 MARVIN MITCHELL, MLB (Sr., 6-3, 235)

- GP/GS (12/12, 39/14)...Ranks eighth in SEC with 92 tackles...17-yd INT return for TD at SC...Double digits vs. AF (12), FLA (15), MAR (12)...Sack and forced fumble vs. GA...Second on team with 11 QB hurries, 9.5 TFLs...Tied career high 2 TFLs vs. CAL.  
CAREER HIGHS: Tkles-15 vs. FLA 2006; TFL-2, twice; SKS-1 vs. GA 2006.

### 7 JEROD MAYO, WLB (So., 6-2, 230)

- GP/GS (11/11, 17/12)...Missed UK game with injury...Among SEC top-10 in tackles (82), TFLs (12.5)...Third on team in tackles...Dozen stops vs. LSU tied career high...SEC Defensive Player of Week after 12 tackles, 2 TFLs, sack vs. ALA...Fumble recovery vs. GA...Double digits in tackles five times this year...Rivals.com second-team All-America selection.  
CAREER HIGHS: Tkles-12, 3 times; TFL-3 vs. CAL 2006; SKS-3 vs. CAL 2006.

### 4 JONATHAN WADE, LCB (Sr., 6-0, 195)

- GP/GS (12/12, 50/27)...SEC leader and ninth in I-A passes defended (1.4 pg)...INT vs. VAN was fourth this year (also FLA, GA, SC) and sixth career...SEC Defensive Player of Week after INT, TFL, 2 PBUs at SC...Three each vs. CAL, FLA, SC...Finished second on 2005 team (7)...Team leading 9 tackles at GA included 2 TFLs...Second-team All-SEC selection.  
CAREER HIGHS: Tkles-9 vs. GA 2006; PD-3, 3 times; INT-1, 6 times.

### 24 ANTWAN STEWART, RCB (Sr., 6-0, 195)

- GP/GS (12/12, 36/28)...Eighteen tackles last four games...Interceptions this year vs. CAL, GA, LSU...Moved to corner vs. FLA to replace injured I.Johnson...Seven tackles vs. AF...Previously moved to safety after missing 2004 season with knee injury.  
CAREER HIGHS: Tkles-10 vs. VAN 2005; PD-2 vs. KY 2003; INT-1, 4 times.

### 33 JONATHAN HEFNEY, FS (Jr., 5-9, 185)

- GP/GS (12/12, 36/35)...Five INTs in last 9 games to move to 4th in SEC, 20th nationally...Nine INTs for career...Recent streak of interceptions in three straight games (MAR, MEM, GA) first for Vols since R.Baker 2002...Had career high 17 this year vs. AF, 15 vs. LSU and 12 vs. MAR...First on team, 6th in SEC with 93...Second-team All-SEC selection.  
CAREER HIGHS: Tkles-17 vs. AF 2005; PD-3, twice; INT-1, 9 times.

### 20 DEMETRICE MORLEY, SS (So., 6-2, 195)

- GP/GS (12/9, 23/9)...Interception for 31-yard TD vs. LSU...Also had pick at SC...Seven-plus tackles in three games this year...Has 7 TFLs...Career high 9 tackles, fumble recovery vs. MAR...Appeared in every game of career.  
CAREER HIGHS: Tkles-9 vs. MAR 2006; PD-1, 8 times; INT-1, 3 times.

## PUNTER / KICKER

### 47 BRITTON COLQUITT, P (So., 6-3, 198)

- GP/GS (10/10, 21/21)...First-team All-SEC selection leads SEC and eighth nationally with 45.0-yard average...Career average up to 42.8, which ranks second on UT chart...Sixteen punts downed inside 20 this year vs. 4 touchbacks...Career-best 56-yard avg. vs. MAR on three punts.  
CAREER HIGHS: Punts-8, twice; Avg.-56.0 vs. MAR 2006; Long-64 vs. ND 2005.

### 25 JAMES WILHOIT, PK (Sr., 5-10, 195)

- GP/GS (12/12, 49/49)...Groza, Draddy Award semifinalist and first-team All-SEC kicker...SEC's active scoring leader after 20 points in last two games...Included were career best 4 FGs at VAN...UT's second all-time scorer with 321...Leads SEC this year with 7.7 ppg...Has .810 FG pct...Made 17-of-21 FGs this year...Tied career long of 51 vs. FLA (2nd from that distance vs. FLA)...36-of-71 kickoffs (507) have been touchbacks.  
CAREER HIGHS: FG Made-4 vs. VAN 2006; Long-51, 3 times; Pts-15 vs. VAN 2006.

With 20 points in the last two games, James Wilhoit moved into seventh place on the SEC all-time scoring list and second at UT with 321 points ...



# UT POSITIONAL BREAKDOWN & STAT COMPARISON

Per-Game Scoring Average: Tennessee 29.3, Penn State 22.5

## QUARTERBACKS

Junior Erik Ainge ranks second in the SEC and 11th in NCAA Division I-A with a 155.42 passer efficiency rating this year, and his 2447.5 passing yards per game also rank second the SEC ... Ainge is 17-5 during his career as a starter ... Redshirt freshman Jonathan Crompton has 401 passing yards and four touchdowns this season with a pair of interceptions while seeing action in seven games.

## RUNNING BACKS

Redshirt freshman LaMarcus Coker earned Freshman All-SEC honors after leading the Vols with 660 rushing yards during the regular season ... Fellow redshirt freshman Montario Hardesty has 382 rushing yards, followed by sophomore Arian Foster with 257 ... Coker averages 6.4 yards per rush this year while Hardesty averages 3.7 ... Foster averages 3.3 yards per rush and has a team-high five rushing TDs ... UT is averaging 110.1 rushing yards per game and have scored 16 rushing TDs on the year while averaging 3.7 yards per carry as a team.

## WIDE RECEIVERS

First-team All-America selection Robert Meachem leads UT's receiving efforts, logging a school-record and SEC-best 1,265 receiving yards (along with 11 TDs) this year ... Meachem ranks first in the SEC and third in the nation with 105.4 receiving yards per game ... Seniors Jayson Swain and Bret Smith have 604 and 453 receiving yards this season, respectively, while combining for 11 TDs ... Starting TE Chris Brown ranks fourth on the team with 24 catches this year ... Tennessee averages 264.2 passing yards per game and 13.3 yards per catch this season.

## OFFENSIVE LINE

Tennessee's 17 sacks allowed this season rank third in the SEC, and the Vols' have proven quite adept at pass blocking ... First-team All-America OT Arron Sears has made 36 career starts and won the 2006 Jacobs Award as the SEC's top blocker ... Reserve guards Jacques McClendon and Ramon Foster are expected to see increased action in the Outback Bowl in place of injured starter Anthony Parker ... Redshirt freshman center Josh McNeil was a unanimous Freshman All-SEC selection.

## DEFENSIVE LINE

Tennessee is allowing 143.7 rushing yards per game this season and UT's opponents are averaging 4.0 yards per rush ... Preseason All-America DT Justin Harrell is out for the season with a ruptured biceps tendon ... In Harrell's absence, All-SEC pick Turk McBride has moved from end to tackle and is performing well inside, totaling 64 tackles to lead all SEC defensive linemen (tackles and ends) ... McBride's shift has increased playing time for DEs Robert Ayers and Wes Brown ... Redshirt freshman Andre Mathis was recently moved from LB to DE.

## LINEBACKERS

Senior Marvin Mitchell ranks eighth in the SEC with 7.7 tackles per game ... Sophomore Jerod Mayo ranks ninth in the league with 6.8 stops per game ... SLB Ryan Karl averages 5.2 stops per game ... Freshman All-SEC selection Rico McCoy may continue to see increased action, as Mayo battles a lingering injury ... Sophomore Ellix Wilson also has seen increased playing time over the last four games.

## SECONDARY

The Vols have 16 interceptions this season compared to just nine all of last year ... Junior FS Jonathan Hefney ranks sixth in the SEC in tackles with 7.8 per game and has a team-high five INTs this year ... Senior DB Jonathan Wade leads the Vols with 23 "big plays" on defense this year, including an SEC-best 17 passes defended ... Hefney and Wade were both second-team All-SEC picks ... Sophomore SS Demetrice Morley has 45 tackles on the year ... Senior Antwan Stewart has three INTs this season from his cornerback spot ... Backups Ricardo Kemp and Antonio Gaines have seen increased late in the year.

## SPECIAL TEAMS

All-SEC senior placekicker James Wilhoit ranks second on UT's all-time scoring list and is the SEC's active career scoring leader with 321 points ... All-SEC sophomore punter Britton Colquitt is averaging 45.0 yards per punt this year to rank first in the SEC and eighth nationally ... Jonathan Hefney is averaging 12.8 yards per punt return this year ... For the year, UT averages 11.9 yards on punt returns and 15.9 yards on kick returns ... UT's opponents are averaging 10.2 and 18.9 yards on punt and kick returns, respectively.

## STATISTICAL COMPARISON

	Tennessee	Penn State
Overall Record:	9-3	8-4
Conference Record:	5-3	5-3
Scoring:	29.3	22.5
First Downs:	19.3	18.7
Total Offense:	374.3	347.4
Rushing Yards:	110.1	147.2
Passing Yards:	264.2	200.2
Kickoff Returns:	15.9	21.5
Punt Returns:	11.9	10.0
Punting (net avg.):	37.5	36.4
Time of Possession:	28:27	29:10
3rd-Down Conversions:	48%	38%
4th-Down Conversions:	60%	33%
Turnover Differential:	0.25	-0.17
Points Allowed:	19.5	14.8
Total Yards Allowed:	323.2	279.0
Rush Yards Allowed:	143.7	87.8
Pass Yards Allowed:	179.5	191.2

## INDIVIDUAL LEADERS

### RUSHING

Tennessee	GP	Att	Net	Avg	TD	Long	Avg/G
LaMarcus Coker	10	103	660	6.4	4	89	66.0
Montario Hardesty	12	104	382	3.7	4	43	31.8
Arian Foster	10	79	257	3.3	5	24	25.7

### Penn State

GP	Att	Net	Avg	TD	Long	Avg/G	
Tony Hunt	12	246	1,228	5.0	11	41	102.3
Rodney Kinlaw	12	39	199	5.1	0	43	16.6

### PASSING

Tennessee	GP	Effic	Cmp-Att-Int	Pct	Yds	TD	Avg/G
Erik Ainge	11	155.42	208-311-8	66.9	2,722	19	247.5
Jonathan Crompton	7	111.95	31-66-2	47.0	401	4	57.3

### Penn State

GP	Effic	Cmp-Att-Int	Pct	Yds	TD	Avg/G	
Anthony Morelli	12	110.3	194-361-8	53.7	2,227	10	185.6
Daryll Clark	7	87.9	14-27-0	51.9	116	0	16.6

### RECEIVING

Tennessee	GP	Rec	Yds	Avg	TD	Long	Avg/G
Robert Meachem	12	67	1,265	18.9	11	84	105.4
Jayson Swain	12	42	604	14.4	6	51	50.3
Bret Smith	11	39	453	11.6	5	39	41.2

### Penn State

GP	Rec	Yds	Avg	TD	Long	Avg/G	
Deon Butler	12	45	564	12.5	2	55	47.0
Jordan Norwood	12	41	437	10.7	2	34	36.4

### FIELD GOALS

Tennessee	FGM-FGA	Pct	Lg	PATs
James Wilhoit	17-20	85.0	51	41-42

### Penn State

FGM-FGA	Pct	Lg	PATs	
Kevin Kelly	20-29	69.0	49	28-28

### PUNTING

Tennessee	No.	Yds	Avg	Long	I20
Britton Colquitt	41	1,846	45.0	63	16

### Penn State

No.	Yds	Avg	Long	I20	
Jeremy Kapinos	57	2,405	42.2	68	19

Tennessee's defense has not allowed a play of more than 50 yards this season (the longest is a 49 yard pass by Marshall) ... UT's offense has eight plays of at least 50 yards ...

## THE SERIES: Tennessee vs. Penn State

### Last Meeting

**Jan. 1, 1994**  
**Florida Citrus Bowl - Orlando, Fla.**  
**Attendance: 72,456**

ORLANDO, Fla. - A record Florida Citrus Bowl crowd saw Tennessee jump to a 10-0 first-quarter lead, but fall victim to 21 unanswered Nittany Lions points beginning just before halftime as Penn State won on an overcast day in Orlando.

Tennessee scored on its first two possessions, marching to a field goal by John Becksvoort and a 19-yard scoring pass from Heath Shuler to Cory Fleming. The Vols could only add another Becksvoort field goal, a bowl-record 50-yarder, which was set up by a John Parker interception.

Penn State took the lead just before halftime and added single scores in the third and fourth quarters.

Charlie Garner rushed for 89 yards on his way to being named the Vols' offensive player of the game, and Fleming caught seven passes for 101 yards. The Vols finished 10-2 on the season.

#### SCORE BY QUARTERS

Penn State	7	10	7	7	--	31
Tennessee	10	3	0	0	--	13

#### SCORING SUMMARY

**1st** - UT - Becksvoort, 46 field goal. UT - Fleming 19 pass from Shuler (Becksvoort kick). PSU - Carter 3 run (Fayak kick).

**2nd** - PSU - Fayak 19 field goal. UT - Becksvoort 50 field goal. PSU - Carter 14 run (Fayak kick).

**3rd** - PSU - Brady 7 pass from Collins (Fayak kick).

**4th** - PSU - Ingram 15 pass from Collins (Fayak kick).

#### TEAM STATS

	UT	PSU
First Downs	16	20
Rushes-Yards	29-135	42-209
Passing Yards	213	162
Passes (A-C-I)	44-23-1	24-15-1
Total Offensive Plays	73	66
Total Offense	348	371
Fumbles-Lost	0-0	0-0
Penalties-Yards	10-79	4-30
Punts-Average	6-44.2	6-32.0
Time of Possession	29:47	30:13
Third-Down Conversions	9 of 19	8 of 15
Fourth-Down Conversions	N/A	N/A
Sacks By-Yards	1-7	4-20

#### TENNESSEE

RUSHING	Att	Gain	Lost	Net	TD	Lg
Garner	16	91	2	89	0	18
PASSING	Att	Cmp	Int	Yds	TD	Lg
Shuler	42	22	1	205	1	27
RECEIVING	No	Yds	TD	Lg		
Fleming	7	101	1	27		

#### PENN STATE

RUSHING	Att	Gain	Lost	Net	TD	Lg
Carter	19	94	1	93	2	14
PASSING	Att	Cmp	Int	Yds	TD	Lg
Collins	24	15	1	162	2	36
RECEIVING	No	Yds	TD	Lg		
Ingram	7	107	1	36		

### Series History: Tied 2-2

**In Knoxville: UT leads, 2-0**

**In State College: 0-0**

**at Neutral Sites: Penn State leads, 2-0**

Year	Site	Result	Score
1971	Knoxville	W	31-11
1972	Knoxville	W	28-21
1992	Tempe	L	17-42 (Fiesta Bowl)
1994	Orlando	L	13-31 (Citrus Bowl)

### Other Games in the Series

#### Jan. 1, 1992 - Penn State 42, Tennessee 17

Tennessee's first-ever appearance in the Fiesta Bowl turned the wrong way from the mid-point of the third quarter on, as an opportunistic Penn State team turned a 17-7 deficit into a 42-17 victory.

Tennessee had overcome an early 7-0 deficit with 17 unanswered points in the first and third quarters. The Vols put 10 points on the board in the first quarter as James Stewart, who had 84 yards on 15 carries, scored on a 1-yard run, and John Becksvoort added the extra point and a 24-yard field goal.

The Vols stretched the lead to 17-7 in the third quarter as Andy Kelly found Cory Fleming for a 44-yard score, on which the Nashville sophomore made some nifty moves to find the end zone. That play, however, would end the Vols' scoring for the day. Penn State converted Vol turnovers into 35 of its 42 points and came away with the decision.

Tennessee linebacker Earnest Fields was named the winner of the bowl's Sportsmanship Award.

#### Sept. 16, 1972 - Tennessee 28, Penn St. 21

A classic struggle between two fundamentally sound teams was tipped in Tennessee's direction when Condredge Holloway directed an 80-yard scoring march at a time when the situation was growing dimmest for the Volunteers.

Dark as it may have seemed for UT, there was a super-abundance of illumination on the field as the bright lights of Neyland Stadium were turned on for the first time. The record crowd, which watched contentedly as the Vols took advantage of Penn State errors to roll up a 21-0 half-time lead, was dismayed when the Eastern powerhouse turned opportunistic in the third quarter and cut the Vol margin to 21-14. The comeback earned Penn State the respect of the overwhelmingly Tennessee-oriented audience.

Here, with disaster closing in, Holloway showed his competitive spirit. He recaptured the momentum for Tennessee with a smoothly-engineered touchdown drive that culminated with Haskel Stanback's third touchdown in a 101-yard performance that won him the Associated Press's Back of the Week accolade.

#### Dec. 4, 1971 - Tennessee 31, Penn State 11

From pre-game ceremonies until the closing whistle, it was Bobby Majors Day at Neyland Stadium, as the Vols' All-America safety dominated play with electrifying kick-off and punt returns. A super performance by Majors, coupled with overall brilliance by the defense, pinned Cotton Bowl-bound Penn State with its first loss in 16 games.

The entire Majors family was honored before the inter-sectional contest in recognition of the clan's continuing contribution to college football. Then Bobby demonstrated to a national television audience the scope of that contribution when he returned two punts for 82 yards, including one touchdown, and rambled 113 yards with two kickoff returns.

Penn State's feared running attack was offset early when Conrad Graham grabbed a fumble in the air and galloped 76 yards for a touchdown. Graham's theft, which occurred after Penn State had driven from its own seven to the Tennessee 23, seemed to take the starch out of the shocked Nittany Lions. At any rate, it was the turning point in the Vols' most satisfying victory of the season. The win brought UT's record to 9-2.



*Penn State was Tennessee's opponent for the first night game at Neyland Stadium Sept. 16, 1972. The Vols posted a 28-21 win under the lights.*

# TENNESSEE HEAD COACH PHILLIP FULMER



**1998 National Championship ... 1997 and 1998 SEC Championships ... 14 Bowl Games in 15 Seasons**



**P**hillip Fulmer (Tennessee, 1972) is in his 15th season at the helm of the Tennessee football program. He has recorded a 137-40 (.774) career record to lead all active coaches with at least 10 years of experience.

Fulmer is tied as the eighth-winningest coach in league history with 137 career wins. He reached 50, 75 and 100 victories quicker than any other coach in SEC history.

Prior to being named head coach at the start of the 1992 campaign and then accepting the full-time duties after the season, Fulmer had served as an assistant coach at UT since 1980. Fulmer's association with the University of Tennessee extends back to his playing days when he was an offensive guard. When Fulmer was on the offensive line (1969-71) the Vols posted a 30-5 record and captured the 1969 SEC Championship.

## WINNINGEST ACTIVE COACHES (Min. 10 Years)

1. PHILLIP FULMER, TENNESSEE	137-40 (.774)
2. Steve Spurrier, Florida/South Carolina	158-48-2 (.7644)
3. Lloyd Carr, Michigan	113-35 (.7635)
4. Bobby Bowden, Florida State	365-113-4 (.761)
5. Joe Paterno, Penn State	362-121-3 (.748)

## FULMER YEAR-BY-YEAR

	Overall	Pct.	SEC	Div. Finish	National Rank	Bowl
1992	4-0	1.000	2-0	na	12	Hall of Fame (W)
1993	10-2	.833	7-1	T1st E	11	Citrus (L)
1994	8-4	.667	5-3	2nd E	18	Gator (W)
1995	11-1	.917	7-1	2nd E	2	Citrus (W)
1996	10-2	.833	7-1	2nd E	9	Citrus (W)
1997	11-2	.846	*7-1	1st E	7	Orange (L)
1998	13-0	1.000	**8-0	1st E	1	Fiesta (W)
1999	9-3	.750	6-2	2nd E	9	Fiesta (L)
2000	8-4	.667	5-3	T2nd E	25	Cotton (L)
2001	11-2	.846	7-1	1st E	4	Citrus (W)
2002	8-5	.615	5-3	3rd E	nr	Peach (L)
2003	10-3	.769	6-2	T1st E	15	Peach (L)
2004	10-3	.769	7-1	1st E	13	Cotton (W)
2005	5-6	.455	3-5	T4th E	nr	
2006	9-3	.750	5-3	2nd E		Outback
<b>Totals</b>	<b>137-40</b>	<b>.774</b>	<b>87-27</b>			<b>Bowls (7-6)</b>

\*-Won Back-to-Back SEC Championships; ^-National Champions

## FULMER BY THE NUMBERS

Home Games	77-16
Road Games	49-16
Neutral Games	11-8
Bowl Games	7-6
Overtime	5-1
vs. SEC	89-29*
vs. Non-Conference	48-11
vs. SEC East	55-17
vs. SEC West	34-12
vs. Ranked Teams	41-30
vs. Non-Ranked Teams	95-10
Games decided by 7 points or less	40-18
Games decided by 3 points or less	21-7
August	4-0
September	37-13
October	38-11
November	48-8
December	4-3
January	6-5

\*includes 2-2 mark in 1997 (W), 1998 (W), 2001 (L) and 2004 (L) SEC Championship games

## EIGHT BOWL WINS WOULD GIVE FULMER UT RECORD

Phillip Fulmer owns a 7-6 bowl record. His seven bowl wins ties Johnny Majors (7-4 in bowl games from 1977-92) for the UT record, and a victory over Penn State in the Outback Bowl would make Fulmer the only Vol coach ever to record more than seven bowl wins.

## FULMER TIED FOR EIGHTH ON SEC'S ALL-TIME WINS LIST

Phillip Fulmer's 137 head coaching victories put him in a tie for eighth place on the Southeastern Conference's all-time wins list, making him and South Carolina's Steve Spurrier the only active head coaches in the league's all-time top 10.

Fulmer ranks even higher on the SEC regular-season victories list, as his 87 regular-season conference wins are good enough for sixth place all-time.

## SEC All-Time Wins List

Coach (Schools)	Wins
1 Paul Bryant (Kentucky/Alabama)	292
2 Vince Dooley (Georgia)	201
3 Dan McGugin (Vanderbilt)	197
4 John Vaught (Mississippi)	190
5 Ralph Jordan (Auburn)	176
6 Robert Neyland (Tennessee)	173
7 Wallace Butts (Georgia)	140
8 Phillip Fulmer (Tennessee)	137
Charlie McLendon (LSU)	137
10 Steve Spurrier (Florida/S. Carolina)	136

## VOLS TOPS IN THE SEC OVER LAST DECADE

Tennessee maintains its standing as the winningest team in the SEC over the last 10 years (1996-2005) in terms of victories and percentage. The Vols are 95-30 during that span for a percentage of .760, ranking them fifth nationally in percentage and sixth in wins.

## FULMER-COACHED TEAMS NEAR UNBEATABLE WHEN HOLDING LEAD AFTER THREE QUARTERS

Tennessee under head coach Phillip Fulmer is 116-6 in games in which it held the lead after three quarters of play.

The last time the Vols lost a game in which they held the lead after three quarters was Sept. 16, 2006, as Florida rallied to post a 21-20 win in Knoxville.

## FULMER RECORDS 75th HOME VICTORY

Tennessee's 33-7 homecoming victory over Marshall Sept. 23 gave Vols head coach Phillip Fulmer his 75th career win at Neyland Stadium. Following the game with the Thundering Herd, Fulmer's home record stood at 75-15 (.833).

## NON-CONFERENCE DOMINANCE

Since 1989 (Fulmer's first season as UT's offensive coordinator), Tennessee has a 63-14-1 (.814) record in non-conference games.

Only six of those defeats have been in the regular season (Notre Dame in 1990, 2004 and 2005, at UCLA in 1994, at Memphis in 1996 and Miami [Fla.] in 2002). The other eight losses all came in bowl games.

During Fulmer's tenure as head coach, Tennessee is 48-11 (.814) against non-conference foes. Fulmer's home record against non-conference teams is a daunting 33-2 (.943), with the two setbacks coming vs. Miami (Fla.) in 2002 and vs. Notre Dame in 2004.

## TENNESSEE ASSISTANT COACHES

John Chavis	Associate Head Coach/Defensive Coordinator/Linebackers
*David Cutcliffe	Assistant Head Coach/Offensive Coordinator/Quarterbacks
Trooper Taylor	Assistant Head Coach for Player Development/Wide Receivers
Greg Adkins	Offensive Line
Dan Brooks	Defensive Line
*Steve Caldwell	Defensive Ends
*Matt Luke	Tight Ends/Offensive Line/Director of Recruiting
Kurt Roper	Running Backs
*Larry Slade	Defensive Backs
*Shawn Witten	Defensive Graduate Assistant Coach
*Rick Clausen	Offensive Graduate Assistant Coach

\*Coaches in the press box on gameday

Phillip Fulmer posted the sixth-most victories (130) among all-time coaches after their first 14 seasons ... Fulmer has won at least 10 games in eight seasons ...



# TENNESSEE IN THE COLLEGE FOOTBALL POLLS

**Tennessee Has Finished in the Top 25 in Both the AP Poll and the Coaches' Poll in 11 of the Last 12 Years**

## TENNESSEE'S SCHEDULE HAS INCLUDED FIVE TOP-15 OPPONENTS THIS SEASON

Tennessee's Nov. 11 game at 11th-ranked Arkansas marked Tennessee's fifth game this season against a team ranked in the top 15 at the time of competition.

The Vols own a 2-3 mark vs. those top-15 foes, with wins over ninth-ranked California (35-18) and ninth-ranked Georgia (51-33) and losses vs. sixth-ranked Florida (21-20), 13th-ranked LSU (28-24) and at 11th-ranked Arkansas (31-14).

Last season's schedule was just as grueling, as Tennessee faced five top-10 teams in the same year for the first time in school history (including postseason play).

## UT OPENED BCS ERA WITH NATIONAL TITLE

In 1998, college football adopted the Bowl Championship Series (BCS) to determine the national champion. Tennessee proceeded to post a perfect 13-0 record that season en route to its first national title since 1951.

The Vols' 1998 title season was capped by a 23-16 win over Florida State in the Tostitos Fiesta Bowl.

## LAST TIME IN THE POLLS ...

Throughout its history, the University of Tennessee football program has been a regular member of the Associated Press and, more recently, the USA Today coaches' polls.

Below is a listing of the last time the Vols were ranked in a particular position in the AP and USA Today polls:

Rank	Associated Press	USA Today
1st	Final 1998	Final 1998
2nd	Dec. 2, 2001	Dec. 2, 2001
3rd	Preseason 2005	Preseason 2005
4th	Aug. 26, 2002	Sept. 11, 2005
5th	Sept. 11, 2005	Preseason 2002
6th	Sept. 4, 2005	Nov. 18, 2001
7th	Oct. 15, 2006	Oct. 2, 2005
8th	Oct. 29, 2006	Oct. 29, 2006
9th	Oct. 31, 2004	Oct. 22, 2006
10th	Sept. 25, 2005	Sept. 29, 2002
11th	Sept. 5, 2006	Sept. 18, 2005
12th	Sept. 14, 2003	Oct. 24, 2004
13th	Nov. 5, 2006	Oct. 17, 2004
14th	Sept. 6, 2004	Oct. 1, 2006
15th	Sept. 24, 2006	Nov. 5, 2006
16th	Oct. 20, 2002	Nov. 14, 2004
17th	Dec. 3, 2006	Sept. 12, 2006
18th	Nov. 2, 2003	Dec. 3, 2006
19th	Nov. 19, 2006	Nov. 26, 2006
20th	Nov. 16, 1992	Nov. 16, 1992
21st	Oct. 12, 2003	Nov. 19, 2006
22nd	Nov. 12, 2006	Oct. 19, 2003
23rd	Preseason 2006	Nov. 12, 2006
24th	Nov. 2, 1992	Nov. 19, 1992
25th	Oct. 27, 2002	Oct. 23, 2005
NR	Final 2005	Final 2005

## TRACKING UT IN THE POLLS

Week	AP	USA Today	Harris	BCS
Preseason	23	23		
Sept. 3	11	17		
Sept. 10	13	17		
Sept. 17	15	19		
Sept. 24	15	18	15	
Oct. 1	13	14	13	
Oct. 8	8	9	8	
Oct. 15	7	9	8	11
Oct. 22	8	9	8	11
Oct. 29	8	8	8	11
Nov. 5	13	15	15	16
Nov. 12	22	23	22	22
Nov. 19	19	21	19	20
Nov. 26	17	19	18	16
Dec. 3	17	18	18	17
Final	-	-	-	-

*BOLD - Denotes Tennessee's season-high*

## TENNESSEE POLL FACTS:

AP No. 1 Finishes: 2  
 Coaches' Poll No. 1 Finishes: 2  
 AP No. 2 Finishes: 4  
 Coaches' Poll No. 2 Finishes: 3  
 AP Top-5 Finishes: 13  
 Coaches' Poll Top-5 Finishes: 10  
 AP Top-10 Finishes: 23  
 Coaches' Poll Top-10 Finishes: 18  
 AP Top-25 Finishes: 40  
 Coaches' Poll Top-25 Finishes: 33  
 Most Consecutive Top-25 AP Finishes: 11  
 Most Cons. Top-25 Coaches' Poll Finishes: 13

Associated Press Poll Updated Dec. 3			USA Today/Coaches' Poll Updated Dec. 3			Harris Interactive Poll Updated Dec. 3			Bowl Championship Series Poll Updated Dec. 3		
Team	Record	Points	Team	Record	Points	Team	Record	Points	Team	Record	Avg.
1. Ohio State (65)	12-0	1,625	1. Ohio State (62)	12-0	1,550	1. Ohio State (112)	12-0	2,824	1. Ohio State	12-0	.9999
2. Florida	12-1	1,529	2. Florida	12-1	1,470	2. Florida (1)	12-1	2,670	2. Florida	12-1	.9445
3. Michigan	11-1	1,526	3. Michigan	11-1	1,444	3. Michigan	11-1	2,632	3. Michigan	11-1	.9344
4. LSU	10-2	1,365	4. LSU	10-2	1,299	4. LSU	10-2	2,372	4. LSU	10-2	.8326
5. Louisville	11-1	1,333	5. Wisconsin	11-1	1,263	5. Louisville	11-1	2,272	5. Southern California	10-2	.7953
6. Wisconsin	11-1	1,255	6. Louisville	11-1	1,223	6. Wisconsin	11-1	2,229	6. Louisville	11-1	.7944
7. Oklahoma	11-2	1,232	7. Southern California	10-2	1,173	7. Southern California	10-2	2,173	7. Wisconsin	11-1	.7480
8. Southern California	10-2	1,182	8. Oklahoma	11-2	1,115	8. Oklahoma	11-2	1,977	8. Boise State	12-0	.7099
9. Boise State	12-0	1,097	9. Boise State	12-0	1,053	9. Boise State	12-0	1,950	9. Auburn	10-2	.6486
10. Auburn	10-2	1,020	10. Auburn	10-2	1,000	T-10. Auburn	10-2	1,725	10. Oklahoma	11-2	.6297
11. Notre Dame	10-2	939	11. Notre Dame	10-2	923	T-10. Notre Dame	10-2	1,725	11. Notre Dame	10-2	.6287
12. Arkansas	10-3	867	12. West Virginia	10-2	800	12. West Virginia	10-2	1,485	12. Arkansas	10-3	.5166
13. West Virginia	10-2	865	13. Arkansas	10-3	798	13. Arkansas	10-3	1,483	13. West Virginia	10-2	.5073
14. Virginia Tech	10-2	798	14. Virginia Tech	10-2	781	14. Wake Forest	11-2	1,366	14. Wake Forest	11-2	.4314
15. Wake Forest	11-2	766	15. Wake Forest	11-2	745	15. Virginia Tech	10-2	1,358	15. Virginia Tech	10-2	.4282
16. Rutgers	10-2	631	16. Texas	9-3	582	16. Rutgers	10-2	1,083	16. Rutgers	10-2	.4097
17. Tennessee	9-3	576	17. Rutgers	10-2	567	17. Texas	9-3	952	17. Tennessee	9-3	.3851
18. Texas	9-3	564	18. Tennessee	9-3	500	18. Tennessee	9-3	940	18. California	9-3	.3606
19. BYU	10-2	436	19. California	9-3	436	19. BYU	10-2	838	19. Texas	9-3	.2875
20. California	9-3	390	20. BYU	10-2	369	20. California	9-3	736	20. BYU	10-2	.2082
21. Texas A&M	9-3	379	21. Texas A&M	9-3	303	21. Texas A&M	9-3	551	21. Texas A&M	9-3	.1468
22. Nebraska	9-4	193	22. Nebraska	9-4	242	22. Nebraska	9-4	352	22. Oregon State	9-3	.1438
23. Boston College	9-3	179	23. Boston College	9-3	175	23. Boston College	9-3	318	23. Nebraska	9-4	.0936
24. Oregon State	9-4	112	24. TCU	10-2	95	24. TCU	10-2	232	24. Boston College	9-3	.0885
25. TCU	10-2	80	T-25. Ga. Tech/Oregon St.	9-4	72	25. Georgia Tech	9-4	145	25. UCLA	7-5	.0645

*Tennessee has finished atop both the AP and Coaches' polls two times ... Fulmer's Vols enjoyed a streak of 54 straight weeks in the top 10 from 1995-2000 ...*



# NOTING THE SOUTHEASTERN CONFERENCE

**13 All-Time SEC Championships ... Two SEC Titles (1997 and 1998) and Five SEC East Crowns Under Phillip Fulmer**

## 2006 SEC STANDINGS

Eastern Division	SEC		Overall	
	W	L	W	L
Florida	7	1	12	1
TENNESSEE	5	3	9	3
Kentucky	4	4	7	5
Georgia	4	4	8	4
South Carolina	3	5	7	5
Vanderbilt	1	7	4	8

Western Division	SEC		Overall	
	W	L	W	L
Arkansas	7	1	10	3
Auburn	6	2	10	2
LSU	6	2	10	2
Alabama	2	6	6	6
Mississippi	2	6	4	8
Mississippi State	1	7	3	9

## SEC BOWL GAMES

**PetroSun Independence Bowl**  
Shreveport, La., Dec. 28, 4:30 p.m.  
ALABAMA vs. OKLAHOMA STATE

**Gaylord Hotels Music City Bowl**  
Nashville, Tenn., Dec. 29, 1 p.m.  
CLEMSON vs. KENTUCKY

**AutoZone Liberty Bowl**  
Memphis, Tenn., Dec. 29, 4:30 p.m.  
HOUSTON vs. SOUTH CAROLINA

**Chick-fil-A Bowl**  
Atlanta, Ga., Dec. 30, 8 p.m.  
GEORGIA vs. VIRGINIA TECH

**Outback Bowl**  
Tampa, Fla., Jan. 1, 11 a.m.  
PENN STATE vs. TENNESSEE

**AT&T Cotton Bowl**  
Dallas, Texas., Jan. 1, 11:30 a.m.  
AUBURN vs. NEBRASKA

**Capital One Bowl**  
Orlando, Fla., Jan. 1, 1 p.m.  
ARKANSAS vs. WISCONSIN

**Allstate Sugar Bowl**  
New Orleans, La., Jan. 3, 8 p.m.  
LSU vs. NOTRE DAME

## INTERDIVISIONAL EXCELLENCE

The Vols own the best interdivision record among SEC teams, going 32-11-1 (.739) against the Western Division since the league split in 1992.

## SHUTOUTS

Since 1992, no SEC team has pitched more shutouts than Tennessee's 13. The Vols have recorded at least one shutout in three of the last five years. Four times in the last 13 years UT has registered two shutouts in a season.

## VOLS VICTORIOUS ON THE ROAD

Since 1992, Tennessee owns the best road record among SEC teams, going 46-14 for a mark of .767. The Vols' 46 victories away from Rocky Top are the second most in the league during that span.

## SEC AMONG BCS BOWL LEADERS

Since the adoption of the BCS format in 1998, the Southeastern Conference ranks second in the nation in BCS wins and second in BCS winning percentage (7-4, .636).

The SEC is also second nationally with 11 all-time BCS bowl appearances (the Big 10 leads with 13).

## SEC ATTENDANCE LEADER SINCE 1974

Tennessee has led the SEC in football attendance every year since 1974. That makes 32 straight seasons that the Vols have been the league's top-drawing team.

The Volunteers have ranked in the NCAA's top three in attendance for 30 consecutive years.

## TENNESSEE'S 2006 SEC PLAYERS OF THE WEEK

Date	Player	Award
Sept. 3	Jerod Mayo	Defensive Player of the Week
Sept. 11	Erik Ainge	Offensive Player of the Week
Sept. 25	Arron Sears	Offensive Lineman of the Week
Oct. 2	LaMarcus Coker	Freshman of the Week
Oct. 2	James Wilhoit	Special Teams Player of the Week
Oct. 9	Erik Ainge	Offensive Player of the Week
Oct. 23	Jerod Mayo	Defensive Player of the Week
Oct. 30	Jonathan Wade	Defensive Player of the Week
Nov. 20	James Wilhoit	Special Teams Player of the Week
Nov. 26	Turk McBride	Defensive Lineman of the Week

## TENNESSEE STINGY AGAINST THE RUN

Since John Chavis assumed the role of Vols defensive coordinator in 1995, Tennessee has held its opponents below a 100-yard per game average in six seasons (1997, 1998, 1999, 2000, 2001, 2005). The Vols allowed just 82.5 rushing yards per game last season.

Listed below are Tennessee's SEC ranks in various defensive categories since the 1995 campaign:

Year	Scoring Defense	Rushing Defense	Total Defense
1995	5th	3rd	4th
1996	1st	3rd	1st
1997	8th	2nd	3rd
1998	2nd	2nd	2nd
1999	2nd	4th	3rd
2000	3rd	1st	2nd
2001	4th	1st	2nd
2002	3rd	4th	2nd
2003	4th	6th	4th
2004	7th	4th	7th
2005	6th	1st	6th
2006	8th	9th	7th
Avg.	4th	3rd	4th

## AHEAD OF THE PACK ... THE WINNINGEST SEC TEAMS

### LAST 10 YEARS (1996-2005)

Rank	School	Wins
1.	TENNESSEE	96
2.	Florida	95
3.	Georgia	94
4.	LSU	86
5.	Auburn	83
6.	Alabama	73
7.	Arkansas	67
8.	Mississippi	66
9.	South Carolina	53
10.	Mississippi State	52
11.	Kentucky	44
12.	Vanderbilt	28

### LAST 20 YEARS (1986-2005)

Rank	School	Wins
1.	TENNESSEE	185
2.	Florida	182
3.	Auburn	168
4.	Georgia	166
5.	Alabama	161
6.	LSU	145
7.	Arkansas	137
8.	Mississippi	129
9.	South Carolina	108
10.	Mississippi State	101
11.	Kentucky	87
12.	Vanderbilt	59

Phillip Fulmer owns a 33-12 (.733) career record against the SEC West and a 55-17 (.764) mark against the SEC East ... Fulmer is 48-11 (.814) vs. non-conference teams ...



# TENNESSEE HONORS & ACCLAIM

**70 Vols Have Earned All-America Honors 89 Times ... 15 First-Team All-America Selections Under Phillip Fulmer**

## SEARS WINS JACOBS AWARD AS SEC'S TOP BLOCKER

One of Tennessee's most heralded players entering this season was senior offensive tackle Arron Sears, and he lived up to his preseason All-America billing this fall.

The Russellville, Ala., native's honors haul this season includes first-team All-America acclaim from the AFCA and Walter Camp as well as second-team laurels from the Associated Press and third-team status from Rivals.com. He was also a first-team All-SEC selection and the winner of the SEC's prestigious Jacobs Award, presented to the league's top blocker. A total of 13 Vols have now combined to win the Jacobs Award 18 times, and Sears is UT's first winner since tackle Antone Davis in 1990.

## MEACHEM, SEARS EARN ALL-AMERICA ACCLAIM

The legend-laden wall inside UT's Neyland Thompson Sports Center will soon include a pair of current Vols standouts, as wide receiver Robert Meachem and offensive tackle Arron Sears each earned multiple first-team All-America honors this season. The aforementioned wall includes posed action photos of every Vol to ever earn first-team All-America laurels. Meachem and Sears bring the total to 70, dating to 1929.

Sears was named a first-team All-America by the American Football Coaches Association and Walter Camp, while Meachem's recognition came from the Football Writers' Association of America and Rivals.com.

Vol greenbacks Josh McNeil and LaMarcus Coker both earned Freshman All-America honors from Rivals.com, with center McNeil picked as a first-teamer and tailback Coker named to the second team.

## SEVEN VOLS TABBED WITH ALL-SEC HONORS

Tennessee's resurgence on the football playing field in 2006 certainly was noticed in press boxes across the SEC, as seven Vols were named to the Associated Press All-Southeastern Conference teams. The league coaches followed up that announcement with the release of their respective All-SEC picks, which included six Big Orange representatives.

Punter Britton Colquitt, defensive tackle Turk McBride, wide receiver Robert Meachem, offensive tackle Arron Sears and placekicker James Wilhoit were selected to the AP first team, while Jonathan Hefney and Jonathan Wade received second-team acclaim. Tennessee's seven AP honorees were second only to 10 from Arkansas.

On the coaches' All-SEC squads, Colquitt, Meachem, Sears and Wilhoit earned first-team status, with Hefney and Wade garnering second-team recognition.

## "VOLSCHOLARS" OF THE WEEK

The VOLScholar program, an initiative of UT's Thornton Athletics Student Life Center in cooperation with the men's and women's athletics departments, is a comprehensive academic and citizenship-building program that has gained enthusiastic support from several of UT's athletic teams.

Each week, the Thornton Center selected a VOLScholar of the Week. This season's honorees were:

### California, QB Erik Ainge

The Political science major has been a VOLScholar every semester. He is also an Academic All-SEC honoree.

### Air Force, LB Jerod Mayo

A Sport management major, Mayo is on the SEC Academic Honor Roll and serves on UT's Student-Athlete Advisory Committee.

### Florida, PK James Wilhoit

A communications graduate slated to earn his master's in sports psychology this December, Wilhoit is a three-time Academic All-SEC selection.

### Marshall, TE Brad Cottam

An Academic All-SEC honoree, Cottam is majoring in Business administration.

### Memphis, OT Steven Jones

Jones is graduating early in December with a degree in Communication studies.

### Georgia, DB Inky Johnson

Johnson is on track to graduate early with a degree in political science.

### Alabama, TB David Yancey

Yancey is majoring in Nuclear engineering and is on track to graduate in May.

### South Carolina, WR Josh Briscoe

Briscoe is majoring in Sport management and is a football team representative on the Student Athlete Advisory Committee (SAAC).

### LSU, LB Adam Myers-White

Myers-White is an Academic All-SEC honoree as well as a Thornton Center Honor Roll member while majoring in Exercise science.

### Arkansas, DB Ricardo Kemp

A Business major, Kemp made the Thornton Center Honor Roll and is also an Academic All-SEC honoree

### Vanderbilt, LB Ryan Karl

Karl has earned a spot on the Thornton Center Honor Roll while also garnering Academic All-SEC honors as a Sport management major.

### Kentucky, OG David Ligon

Ligon graduated this past summer with a degree in Finance. The Academic All-SEC honoree is currently pursuing a second degree in Economics.

## 2006 INDIVIDUAL HONORS

### Erik Ainge, QB

Davey O'Brien Semifinalist  
Manning Award Semifinalist  
Cingular All-America National Player of the Week (Georgia)  
O'Reilly Auto Parts National Player of the Week (California)  
USA Today National Player of the Week (California)  
Walter Camp Div. I-A Nat'l Off. Player of the Week (Georgia)  
Wrangler National Player of the Week (California)  
SEC Offensive Player of the Week (Air Force)  
SEC Offensive Player of the Week (Georgia)  
*ESPN The Magazine* Academic All-District IV (2nd)  
John Chavis, Assoc. Head Coach/Def. Coord.  
AFCA Division I-A Assistant Coach of the Year

### LaMarcus Coker, TB

Freshman All-America (Rivals.com [2nd])  
Freshman All-SEC (Coaches, The Sporting News)  
SEC Freshman of the Week (Memphis)

### Britton Colquitt, P

All-SEC (AP, Coaches)

### Jonathan Hefney, FS

All-America (Rivals.com, 2nd)  
All-SEC (AP [2nd], Coaches [2nd])  
Randy Moss Return Man Award Semifinalist

### Jerod Mayo, LB

All-America (Rivals.com, 2nd)  
Walter Camp Div. I-A Nat'l Def. Player of the Week (California)  
SEC Defensive Player of the Week (California)  
SEC Defensive Player of the Week (Alabama)

### Turk McBride, DT

All-SEC (AP)  
Brooks-Irvine Division I-A College Player of the Year  
SEC Defensive Lineman of the Week (Kentucky)

### Rico McCoy, LB

Freshman All-SEC (Coaches)

### Josh McNeil, C

Freshman All-America (Rivals.com)  
Freshman All-SEC (Coaches, *The Sporting News*)

### Robert Meachem, WR

All-America (FWAA, Rivals.com, AP [3rd])  
All-SEC (AP, Coaches)  
Biletnikoff Award Semifinalist

### Arron Sears, OT

All-America (AFCA, Walter Camp, AP [2nd], Rivals.com [3rd])  
All-SEC (AP, Coaches)  
SEC Jacobs Award (top blocker)  
SEC Offensive Lineman of the Week (Marshall)

### Jonathan Wade, CB

All-SEC (AP [2nd], Coaches [2nd])  
SEC Defensive Player of the Week (South Carolina)

### James Wilhoit, PK

*ESPN The Magazine* Academic All-America (2nd)  
All-SEC (AP, Coaches)  
Draddy Award Semifinalist  
AFCA Good Works Team  
Lou Groza Award Semifinalist  
SEC Special Teams Player of the Week (Memphis)  
SEC Special Teams Player of the Week (Vanderbilt)



# TENNESSEE'S NEYLAND STADIUM "HOME OF THE VOLS"

**Crowds at Neyland Stadium Have Been Among the Top Three in NCAA Attendance for 30 Consecutive Years**

## NEYLAND STADIUM TOP-ATTENDANCE GAMES

Attend.	Opponent, Date
1. 109,061	Florida, Sept. 18, 2004
2. 108,768	Florida, Sept. 16, 2000
3. 108,722	Florida, Sept. 21, 2002
4. 108,625	UNLV, Sept. 6, 2004
5. 108,472	LSU, Sept. 29, 2001
6. 108,470	Georgia, Oct. 8, 2005
7. 108,064	Southern Miss, Sept. 2, 2000
8. 107,881	South Carolina, Sept. 27, 2003
9. 107,828	Auburn, Oct. 2, 2004
10. 107,745	Miami, Nov. 9, 2002

## SHIELDS-WATKINS FIELD AT NEYLAND STADIUM

**Director of Sports Surface Management:** Bob Campbell, Certified Sports Field Manager and past president of the Sports Turf Managers Association

Playing surface was artificial turf from 1968-93

Grass field was reinstalled in 1994

It takes 90 gallons of paint to complete the lines, center logo and the famous orange and white checkerboard end zones

The checkerboard end zones first appeared from 1964-67, then reappeared in 1989 and have been in place ever since

Playing field built to United States Golf Association golf green construction specifications:

- ◆ 12 inches of sand over four inches of gravel
- ◆ Drainage lines 15 feet apart under gravel in subgrade
- ◆ Infiltration (drainage) rate of 12 inches per hour
- ◆ 16-inch crown from sideline to center of field
- ◆ Tifway Bermuda grass mowed at 3/4-inch height



The namesake of the Home of the Vols, Gen. Robert R. Neyland (1892-1962) coached Tennessee squads that held 112 opponents scoreless during his distinguished career on the sidelines.

## NEYLAND STADIUM RENOVATION PROJECT

Phase I of the Neyland Stadium Master Plan renovations are slated for completion prior to the start of the 2006 season. This phase includes the expansion of the lower north concourse near Gate 21, the addition of the East Club and infrastructure improvements to the stadium. This phase is a preview of the vision for the entire project and brings the stadium's total capacity down slightly to **102,038** (keeping it the nation's third-largest collegiate football facility).

Future phases on the Neyland Stadium Master Plan call for the addition of 1,589 club seats in the lower south end zone which are projected to open for the 2010 season.

Phase I of the Neyland Stadium Master Plan renovations was completed prior to the start of the 2006 season. This phase included the expansion of the lower north concourse near Gate 21, the addition of the East Club and infrastructure improvements to the stadium. This phase is a preview of the vision for the entire project.

Future phases on the Neyland Stadium Master Plan call for the addition of 1,589 club seats in the lower south end zone which are projected to open for the 2010 season.

## VOLS' CROWDS AVERAGED MORE THAN 107,000 IN 2005

Tennessee's six home crowds in 2005 averaged 107,593. The Vols' total attendance for those six contests stands at 645,558.

Last season, UT's total attendance of 746,507 (seven games) led the nation.

## SEC ATTENDANCE LEADER SINCE 1974

Tennessee has led the Southeastern Conference in football attendance every year since 1974. That makes 32 straight seasons that the Vols have been the league's top-drawing team.

## TENNESSEE'S WINNING PERCENTAGE AT NEYLAND HIGHER THAN 80 PERCENT SINCE 1990

More than 106,000 fans have witnessed the Vols win better than 80 percent of their games at Neyland Stadium since 1990. Included was a record crowd of 109,061 that saw the Vols' win over Florida Sept. 18, 2004.

## NEYLAND BOASTS 70 STRAIGHT CROWDS OF MORE THAN 100,000

The Tennessee Vols have played 70 consecutive home games at Neyland Stadium in front of crowds of at least 100,000 fans.

Since the stadium's capacity was expanded to more than 100,000 in 1996, the Vols have not had a home crowd of less than six figures.

Neyland Stadium's current capacity is 102,038, making it the nation's third-largest college football venue (trailing Michigan Stadium [107,501] and Penn State's Beaver Stadium [107,282]).

## UT'S RETIRED NUMBERS PERMANENTLY DISPLAYED AROUND STADIUM

The Tennessee football family retired three numbers last season, in honor of former Vols Reggie White (No. 92), Peyton Manning (No. 16) and Doug Atkins (No. 91).

Each of those Vols greats now has his respective jersey permanently displayed on lighted signage just below the upper deck at different corners of the stadium.

White's No. 92 was retired and put on display before the Mississippi game Oct. 1, and Manning's was retired before the game against South Carolina. Atkins' number was retired prior to the Vanderbilt contest Nov. 19.

The retired numbers of the four Vols who died in service to their country during WWII — Clyde "Ig" Fuson (No. 62) Rudy Klarer (No. 49) Bill Nowling (No. 32) and Willis Tucker (No. 61) — were put on permanent display during a special ceremony prior to the Air Force game this year.

## VOLS IN 85th SEASON AT NEYLAND

The 2006 season marks Tennessee's 85th year of football in Neyland Stadium. The Volunteers own a 411-101-17 all-time record at home, giving them a Rocky Top winning percentage of .793.

**Consecutive Games Without a Loss:** 55, beginning Oct. 3, 1925, with a 51-0 victory against Emory & Henry, and ending Oct. 21, 1933, with a 12-6 loss to Alabama.

**Consecutive Home Wins:** 30, beginning Dec. 8, 1928, with a 13-12 win against Florida and ending Oct. 21, 1933 with a 12-6 loss to Alabama.

**Winning Seasons:** 74, including 35 undefeated years at home. The last Vols squad to go undefeated at home was the 1999 team, which was 7-0 at Neyland Stadium.

## WHAT THEY'RE SAYING ABOUT NEYLAND STADIUM

*"It's static noise. You can't hear anything. You go up and down the line, your wide receivers, your running backs, your tight ends ... nobody can hear. Nobody."*

-- Cal quarterback Nate Longshore after the ninth-ranked Golden Bears fell in Neyland Stadium 35-18 Sept. 2, 2006

*"As a coach, I've been a part of teams that traveled to LSU, Florida State, Texas and almost every other place in the country that could be considered one of the toughest places to play as a visiting team. But when I was at Notre Dame, we went down to Knoxville for a night game in 1999, and the Tennessee crowd that night was the most impressive that I ever faced. Neyland Stadium was just electric."*

-- Bob Davie, ESPN Game Analyst and former college coach

... Tennessee has played 16 night games in Neyland Stadium since the 2000 season (11-5) ... Neyland Stadium is the third-largest college football venue in America ...



# VOLUNTEERS IN PROFESSIONAL FOOTBALL

75 NFL Draft Picks Since 1994 ... Nine First-Round Draft Picks Since 1997 ... 10 Pro-Bowl Selections Since 2003

## NFL PIPELINE

Tennessee had 40 players on 2006 NFL Kickoff Weekend rosters, ranking third nationally behind Miami's 42 and Florida State's 41.

Tennessee had more active NFL players than any other SEC school. The SEC's 266 NFL players were more than any other conference in the country.

Included among Tennessee's professional standouts are 2005 NFL Pro-Bowlers Peyton Manning, Jason Witten and Al Wilson.

## 2006 NFL Rosters Players by Colleges

School	NFL Players
Miami (Fla.)	42
Florida State	41
<b>TENNESSEE</b>	<b>40</b>
Georgia	39
Ohio State	39
Michigan	36
Florida	35
Nebraska	32
LSU	31
Penn State	29

## SUPER BOWL VOLTS

Did you know that at least one former Vol has played in each of the last 15 Super Bowls and 18 of the last 19?

Most recently, wide receiver Cedrick Wilson appeared in Super Bowl XL for the Pittsburgh Steelers.

## VOLTS IN THE PRO BOWL

Over the years, 32 former Vols have been among the elite NFL players selected to play in the Pro Bowl. Those players have earned 90 Pro Bowl invitations, led by Reggie White's 13.

White (1987) is one of four Vols who was named MVP of the Pro Bowl, joining Doug Atkins (1959), Peyton Manning (2005) and Bert Rechichar (1957).

## UT'S ATKINS, WHITE IN PRO HALL OF FAME

Legendary defensive linemen Doug Atkins (1950-52) and Reggie White (1980-83) represent UT in the Pro Football Hall of Fame.

Atkins was drafted by the Cleveland Browns in the first round of the 1953 draft and eventually went on to star for the Chicago Bears (1955-66) and the New Orleans Saints (1967-69).

White, a defensive end who began his career in the USFL, is remembered as one of the best pass rushers in NFL history. He retired as the NFL's all-time sacks leader and is the only player in league history to have recorded nine consecutive seasons of double-digit sack totals. White passed away Dec. 26, 2004.

## MANNING PART OF NFL'S TOP SCORING DUO

Peyton Manning set yet another NFL record last season with his fourth-quarter scoring toss to Indianapolis Colts teammate Marvin Harrison. The TD marked the tandem's 86th scoring strike, breaking the previous NFL record of 85 by Steve Young and Jerry Rice of the San Francisco 49ers (1987-1999).

It took Manning and Harrison only seven and a half seasons to break the record, while Rice and Young needed 13 full seasons to set the previous league mark. In 2004, Manning set an NFL single-season record with 49 touchdowns passes.

Manning and Harrison are also the first QB-WR tandem in NFL history to combine for more than 10,000 yards.

## MANNING PASSES UNITAS

When Peyton Manning threw a 21-yard touchdown pass to running back Joseph Addai Sept. 17 vs. the Texans, it did more than give Addai his first career touchdown. It also gave Manning another team record.

The completion was the 2,797th of Manning's nine-year NFL career, moving him into first place on the Colts' all-time completion list. He passed Hall of Fame quarterback John Unitas.

## ANDY KELLY ONE OF SEVEN VOLTS ENJOYING SUCCESS IN ARENA FOOTBALL LEAGUE

A 13-year Arena Football League veteran, former Vols quarterback Andy Kelly (1988-91) is now starring for the Utah Blaze.

Kelly currently holds the AFL career passing records for completions (3,329), attempts (5,371), total yards (36,690) and TDs (716).

Other former Vols in the AFL include lineman Mondre Dickerson (Tampa Bay Storm), wide receiver/linebacker Cory Fleming (Nashville Kats), defensive specialist DeRon Jenkins (Nashville Kats), lineman DeAngelo Lloyd (Austin Wranglers), wide receiver/linebacker Andy McCullough (Colorado Crush) and offensive specialist Marcus Nash (Las Vegas Gladiators).

## THREE VOLTS ACTIVE IN CANADIAN LEAGUE

In addition to Tennessee's large contingent of active NFL and AFL players, three former Vols are also strapping it on in the Canadian Football League.

Defensive end Jonathan Brown (1994-97) plays for the Toronto Argonauts, wide receiver Jermaine Copeland (1995-98) plays for the Calgary Stampeders and linebacker Steven Marsh (1999-2002) is on the injured-reserve list for the Edmonton Eskimos.

## Former Vols on Current NFL Rosters

Player	Team
Jason Allen, DB	Miami Dolphins
Rashad Baker, DB	Minnesota Vikings
Shawn Bryson, RB	Detroit Lions
Kevin Burnett, LB	Dallas Cowboys
Chad Clifton, T	Green Bay Packers
Cosey Coleman, G	Cleveland Browns
Dustin Colquitt, P	Kansas City Chiefs
Shaun Ellis, DE	New York Jets
Aubrayo Franklin, DT	Baltimore Ravens
Omar Gaither, LB	Philadelphia Eagles
Deon Grant, DB	Jacksonville Jaguars
Jabari Greer, DB	Buffalo Bills
Parys Haralson, DE	San Francisco 49ers
Chris Hannon, WR	Kansas City Chiefs
Albert Haynesworth, DT	Tennessee Titans
John Henderson, DT	Jacksonville Jaguars
Travis Henry, RB	Tennessee Titans
Anthony Herrera, G	Minnesota Vikings
Cedric Houston, RB	New York Jets
Mark Jones, WR	Tampa Bay Buccaneers
Jamal Lewis, RB	Baltimore Ravens
Leonard Little, DE	St. Louis Rams
Jesse Mahelona, DT	Tennessee Titans
Peyton Manning, QB	Indianapolis Colts
David Martin, TE	Green Bay Packers
Tony McDaniel, DT	Jacksonville Jaguars
Rashad Moore, DT	New York Jets
Eric Parker, WR	San Diego Chargers
Peerless Price, WR	Buffalo Bills
*Rob Smith, G	Cleveland Browns
Donte' Stallworth, WR	Philadelphia Eagles
Trey Teague, T	New York Jets
Demetris Veal, DE	Denver Broncos
Darwin Walker, DT	Philadelphia Eagles
Kelley Washington, WR	Cincinnati Bengals
Fred Weary, C	Houston Texans
Scott Wells, C	Green Bay Packers
Al Wilson, LB	Denver Broncos
Cedrick Wilson, WR	Pittsburgh Steelers
Gibril Wilson, DB	New York Giants
Jason Witten, TE	Dallas Cowboys

41 Total Players  
40 on Active Rosters

\*Practice Squad



... Indianapolis Colts QB Peyton Manning won back-to-back NFL MVP awards in 2003 and 2004 and also set an NFL single-season record with 49 TD passes in 2004 ...

## INSIDE THE NUMBERS

### INSIDE THE ORANGE ZONE

Game	Tennessee	Opponent
California	1-2 (1 TD, 0 FG)	2-2 (1 TD, 1 FG)
Air Force	5-5 (4 TD, 1 FG)	5-5 (4 TD, 1 FG)
Florida	2-2 (1 TD, 1 FG)	1-1 (1 TD, 0 FG)
Marshall	2-2 (2 TD, 0 FG)	1-1 (1 TD, 0 FG)
at Memphis	4-5 (3 TD, 1 FG)	0-0 (0 TD, 0 FG)
at Georgia	7-7 (6 TD, 1 FG)	4-4 (2 TD, 2 FG)
Alabama	3-3 (1 TD, 2 FG)	3-3 (1 TD, 2 FG)
at South Carolina	4-4 (3 TD, 1 FG)	3-4 (3 TD, 0 FG)
LSU	1-1 (0 TD, 1 FG)	3-4 (3 TD, 0 FG)
at Arkansas	1-2 (1 TD, 0 FG)	5-6 (4 TD, 1 FG)
at Vanderbilt	6-6 (3 TD, 3 FG)	2-2 (1 TD, 1 FG)
Kentucky	3-4 (2 TD, 1 FG)	3-5 (1 TD, 2 FG)
<b>TOTALS</b>	<b>39-43 (27 TD, 12 FG)</b>	<b>32-37 (22 TD, 10 FG)</b>

### GIVEAWAY/TAKEAWAY

Game	Tennessee			Opponents			DIF
	FUM	INT	TOT	FUM	INT	TOT	
California	1	1	2	0	2	2	-
Air Force	1	1	2	0	0	0	-2
Florida	0	2	2	0	1	1	-1
Marshall	0	1	1	1	1	2	+1
at Memphis	2	0	2	0	1	0	-1
at Georgia	0	0	0	1	3	4	+4
Alabama	0	3	3	0	0	0	-3
at S. Carolina	1	0	1	0	3	3	+2
LSU	0	1	1	1	3	4	+3
at Arkansas	0	1	1	1	0	1	-
at Vanderbilt	1	0	1	0	2	2	+1
Kentucky	1	0	1	0	0	0	-1
<b>TOTALS</b>	<b>7</b>	<b>10</b>	<b>17</b>	<b>4</b>	<b>16</b>	<b>20</b>	<b>+3</b>

### FIELD GOAL SEQUENCE

	Tennessee	Opponents
California	-	(32)
Air Force	(35)	(22)
Florida	(36), (51)	52, 47
Marshall	42, (49)	46
at Memphis	(28), (49)	-
at Georgia	(37)	(22), (34)
Alabama	46, (27), (47), (27)	(24), (18)
at S. Carolina	(21)	(50)
LSU	(24), 46	52
at Arkansas	-	(28)
at Vanderbilt	(43), (27), (22), (41)	(21)
Kentucky	(24)	(21), (20), 33

Numbers in (parentheses) indicate field goal was made.

### VOLS ON OPENING DRIVES

	1st Half	2nd Half
California	Punt	Touchdown
Air Force	Field Goal	Touchdown
Florida	Interception	Touchdown
Marshall	Missed FG	Punt
at Memphis	Field Goal	Touchdown
at Georgia	Punt	Touchdown
Alabama	Missed FG	Punt
at S. Carolina	Touchdown	Punt
LSU	Punt	Punt
at Arkansas	Punt	Punt
at Vanderbilt	Field Goal	Field Goal
Kentucky	Field Goal	Punt

### FUMBLES

Name	No.-Lost	Name	No.-Lost
TEAM	3-1	Robert Meachem	1-1
Erik Ainge	2-1	David Yancey	1-1
Lucas Taylor	2-1	Josh Briscoe	1-0
Ja'Kouri Williams	2-1	Arian Foster	1-0
Jonathan Crompton	2-0	Montario Hardesty	1-0
Jayson Swain	2-0	Jonathan Hefney	1-0
LaMarcus Coker	1-1		

### MILESTONE GAMES

Erik Ainge's 300-yard passing games: (3)  
2006: Air Force (333); Memphis (324); Alabama (302)

LaMarcus Coker's 100-yard rushing games: (3)  
2006: Marshall (146); Memphis (125); Vanderbilt (126)

Arian Foster's 100-yard rushing games: (5)  
2005: South Carolina (148); Notre Dame (125); Memphis (132); Vanderbilt (223); Kentucky (114)

Robert Meachem's 100-yard receiving games: (7)  
2004: Kentucky (145)  
2006: California (182); Air Force (115); Memphis (157); South Carolina (106); LSU (121); Kentucky (116)

Jonathan Hefney's 10-tackle games: (4)  
2005: Georgia (14)  
2006: Air Force (17), Marshall (12); LSU (15)

Jerod Mayo's 10-tackle games: (5)  
2006: Air Force (10); Florida (10), Marshall (12); Alabama (12); LSU (12)

Turk McBride's 10-tackle games: (1)  
2006: Florida (10)

Marvin Mitchell's 10-tackle games: (3)  
2006: Air Force (12); Florida (15), Marshall (12)

Antwan Stewart's 10-tackle games: (1)  
2005: Vanderbilt (10)

### CAREER BEST - TACKLES

Robert Ayers 4 vs. Memphis 2005

Demonte' Bolden 4 vs. LSU 2006

Wes Brown 3 at Arkansas 2006

Sinclair Cannon 1 vs. Mississippi 2005

Britton Colquitt 1 (Twice)

Dorian Davis 1 (4x)

Roshaun Fellows 7 (Twice)

Walter Fisher 3 at Arkansas 2006

Antonio Gaines 3 vs. Alabama 2006

Ben Greene 2 (3x)

Quintin Hancock 1 vs. Florida 2006

Justin Harrell 8 at Florida 2005

Jonathan Hefney 17 vs. Air Force 2006

Jared Hostetter 1 vs. Auburn 2004 (SEC CG)

Inquris Johnson 7 (Twice)

Marsalous Johnson 1 (Twice)

Ryan Karl 9 vs. California 2006

Ricardo Kemp 7 at South Carolina 2006

J.T. Mapu 9 at Alabama 2003

Andre Mathis 1 (Twice)

Jerod Mayo 12 (3x)

Turk McBride 10 vs. Florida 2006

Rico McCoy 9 vs. Kentucky 2006

Matt McGlothlin 3 (Twice)

Marvin Mitchell 15 vs. Florida 2006

Xavier Mitchell 8 vs. Florida 2006

Demetrice Morley 9 vs. Marshall 2006

Adam Myers-White 3 vs. Memphis 2006

Chase Nelson 1 at Vanderbilt 2006

Jarod Parrish 7 vs. Alabama

Antonio Reynolds 5 at South Carolina 2006

Austin Rogers 2 vs. California 2006

Antwan Stewart 10 vs. Vanderbilt 2005

Lucas Taylor 2 (Twice)

James Turner 1 (Twice)

Jonathan Wade 9 at Georgia 2006

Antonio Wardlow 4 at South Carolina 2006

Ryan West 2 (Twice)

Dan Williams 1 (Twice)

Ja'Kouri Williams 3 at LSU 2005

James Wilhoit 1 (4x)

Ellix Wilson 5 vs. LSU 2006

### SINGLE-GAME BESTS

#### CAREER BEST - RUSHING

Name	No.	Yards
Erik Ainge	11 at ND 2005	3 vs. AU 2004
Cory Anderson	3 (Twice)	22 vs. UK 2005
Josh Briscoe	1 at MEM 2006	11 at MEM 2006
LaMarcus Coker	26 at MEM 2006	146 vs. MAR 2006
Jonathan Crompton	6 vs. LSU 2006	22 vs. LSU 2006
Arian Foster	40 vs. VU 2005	223 vs. VU 2005
Montario Hardesty	19 vs. AF 2006	72 vs. AF 2006
David Holbert	2 vs. TAMU 2004	3 vs. TAMU 2004
Robert Meachem	1 (6x)	9 vs. Cal 2006
Austin Rogers	1 (Twice)	26 at UK 2005
Bret Smith	2 at MEM 2006	25 at SC 2006
Jayson Swain	1 (Twice)	6 vs. UK 2006
Lucas Taylor	2 vs. UM 2005	18 vs. SC 2005
David Yancey	13 vs. TAMU 2004	59 vs. TAMU 2004

#### CAREER BEST - PASSING

Name	Aff.	Comp.
Erik Ainge	46 vs. UA 2006	28 vs. UA 2006
Jonathan Crompton	34 at Ark 2006	16 at Ark 2006
Lucas Taylor	1 vs. UF 2006	1 vs. UF 2006

#### CAREER BEST - PASSING YARDS

Name	Yards
Erik Ainge	333 vs. AF 2006
Jonathan Crompton	183 vs. LSU 2006
Lucas Taylor	48 vs. UF 2006

#### CAREER BEST - RECEIVING

Name	No.	Yards
Cory Anderson	3 (3x)	42 vs. MEM 2005
Josh Briscoe	3 vs. UA 2006	39 vs. MEM 2005
Chris Brown	5 at MEM 2006	31 vs. Cal 2006
LaMarcus Coker	4 (Twice)	51 vs. UK 2006
Brad Cottam	3 (Twice)	53 at VU 2006
Arian Foster	5 (Twice)	45 vs. VU 2005
Quintin Hancock	1 (Twice)	27 at MEM 2006
Montario Hardesty	1 (6x)	22 at SC 2006
David Holbert	1 (7x)	26 vs. SC 2005
Robert Meachem	8 vs. AF 2006	182 vs. Cal 2006
Austin Rogers	5 vs. AF 2006	69 vs. AF 2006
Bret Smith	7 (Twice)	95 vs. UA 2006
Jayson Swain	6 (3x)	98 vs. MAR 2006
Lucas Taylor	4 at MEM 2006	45 vs. AF 2006
David Yancey	1 (Twice)	12 vs. UAB 2005

#### CAREER BEST - KICKOFF RETURNS

Name	No.	Yards
LaMarcus Coker	4 (Twice)	93 at UGA 2006
Arian Foster	2 vs. UK 2006	20 (Twice)
Jonathan Hefney	3 vs. UK 2004	49 vs. UK 2004
David Holbert	1 vs. MAR 2006	4 vs. MAR 2006
Inquris Johnson	2 (Twice)	34 vs. UAB 2005
Marsalous Johnson	2 (Twice)	40 at SC 2006
Robert Meachem	1 (3x)	26 at ND 2005
Demetrice Morley	2 at ND 2005	45 at ND 2005
Austin Rogers	1 vs. UF 2006	12 vs. UF 2006
Bret Smith	1 (Twice)	44 at SC 2004
Lucas Taylor	4 vs. UGA 2005	77 vs. VU 2005
Ellix Wilson	1 vs. UF 2006	17 vs. UF 2006
David Yancey	2 (Twice)	40 at ND 2005
Jonathan Wade	1 at MEM 2006	18 at MEM 2006
Ja'Kouri Williams	1 (Twice)	19 vs. LSU 2006

#### CAREER BEST - PUNT RETURNS

Name	No.	Yards
Jonathan Hefney	6 vs. UA 2006	104 vs. UA 2006
Robert Meachem	1 at SC 2006	12 at SC 2006
Austin Rogers	2 vs. Cal 2006	13 vs. Cal 2006
Lucas Taylor	4 at UA 2005	31 at UA 2005

Receiver Robert Meachem's six 100-yard games this season rank third in UT's all-time single-season records book ... Meachem has seven career 100-yard outings ...



# 2006 Tennessee Football Statistics

## 2006 SCOREBOARD (9-3, 5-3 SEC)

Date	UT rank	Opponent (rank) (TV)	Site	Time/Result	Attend.	Quick Facts
Sept. 2	23/23	California (9/12) (ESPN)	Knoxville	W 35-18	106,009	Underdog Vols jump out to 35-0 lead on ninth-ranked Cal; Ainge tosses four TDs
Sept. 9	11/17	Air Force (VideoSeat PPV)	Knoxville	W 31-30	105,466	Ainge's 333 passing yards, three TDs help Vols hold off an efficient Air Force squad
Sept. 16	13/17	*Florida (7/6) (CBS)	Knoxville	L 20-21	106,818	Vols' inability to rush (-11 net), Leak's three TD tosses help Gators sneak by UT
Sept. 23	15/19	Marshall HC (VideoSeat PPV)	Knoxville	W 33-7	104,818	Despite heavy rains, Vols rack up 434 offensive yards; Coker reels off 89-yard TD run
Sept. 30	15/18	at Memphis (ESPN)	Memphis	W 41-7	61,783	Vols outgain Tigers 566 yards of total offense to 121; Ainge throws four TDs
Oct. 7	13/14	*at Georgia (10/9) (ESPN)	Athens	W 51-33	92,746	Vols overcome 17-point deficit, score 51 against nation's top scoring defense
Oct. 21	7/9	*Alabama (CBS)	Knoxville	W 16-13	106,695	Vols triumph despite three turnovers; fourth-quarter rally spurs UT to victory
Oct. 28	8/9	*at South Carolina (ESPN)	Columbia	W 31-24	82,011	UT outgained by 70 yards of total offense but rallies for 17 fourth-quarter points
Nov. 4	8/8	*LSU (13/13) (CBS)	Knoxville	L 24-28	106,333	Crompton throws two TDs vs. nation's top defense, but LSU holds the ball for 41:06
Nov. 11	13/15	*at Arkansas (11/11) (ESPN2)	Fayetteville	L 14-31	76,728	Arkansas ground attack rolls while Vols struggle to sustain drives offensively
Nov. 18	22/23	*at Vanderbilt (LFN)	Nashville	W 39-10	39,773	Ainge's return revives UT offense; defense sets up two short scoring drives
Nov. 25	19/21	*Kentucky (LFN)	Knoxville	W 17-12	104,382	Vols come up with three fourth-down stops, log fourth fourth-quarter comeback

Rankings listed (AP/USA Today) HC-Homecoming

\*Southeastern Conference game

## TEAM STATISTICS

	UT	OPP				
<b>SCORING</b>	<b>352</b>	<b>234</b>				
Points Per Game	29.3	19.5				
<b>FIRST DOWNS</b>	<b>232</b>	<b>212</b>				
Rushing	78	101				
Passing	144	96				
Penalty	10	15				
<b>RUSHING YARDAGE</b>	<b>1,321</b>	<b>1,724</b>				
Yards gained rushing	1,564	2,014				
Yards lost rushing	243	290				
Rushing Attempts	359	429				
Average Per Rush	3.7	4.0				
Average Per Game	110.1	143.7				
TDs Rushing	16	12				
<b>PASSING YARDAGE</b>	<b>3,171</b>	<b>2,154</b>				
Att-Comp-Int	378-240-10	306-176-16				
Average Per Pass	8.4	7.0				
Average Per Catch	13.2	12.2				
Average Per Game	264.2	179.5				
TDs Passing	24	15				
<b>TOTAL OFFENSE</b>	<b>4,492</b>	<b>3,878</b>				
Total Plays	737	735				
Average Per Play	6.1	5.3				
Average Per Game	374.3	323.2				
<b>KICK RETURNS: #-YARDS</b>	<b>36-573</b>	<b>33-623</b>				
Average Per Return	15.9	18.9				
<b>PUNT RETURNS: #-YARDS</b>	<b>20-237</b>	<b>22-225</b>				
Average Per Return	11.9	10.2				
<b>INT RETURNS: #-YARDS</b>	<b>16-237</b>	<b>10-165</b>				
Average Per Return	14.8	16.5				
<b>FUMBLES-LOST</b>	<b>20-7</b>	<b>12-4</b>				
<b>PENALTIES-YARDS</b>	<b>57-435</b>	<b>60-436</b>				
Average Per Game	36.2	36.3				
<b>PUNTS-YARDS</b>	<b>42-1,882</b>	<b>52-2,121</b>				
Average Per Punt	44.8	40.8				
Net punt average	37.5	35.5				
<b>TIME OF POSSESSION/GAME</b>	<b>28:27</b>	<b>31:33</b>				
<b>3RD-DOWN CONVERSIONS</b>	<b>72/149</b>	<b>66/158</b>				
3rd-Down Pct	48%	42%				
<b>4TH-DOWN CONVERSIONS</b>	<b>6/10</b>	<b>6/13</b>				
4th-Down Pct	60%	46%				
<b>SACKS BY-YARDS</b>	<b>17-122</b>	<b>17-120</b>				
MISC YARDS	0	0				
<b>TOUCHDOWNS SCORED</b>	<b>43</b>	<b>29</b>				
FIELD GOALS-ATTEMPTS	17-21	11-16				
PAT-ATTEMPTS	41-42	25-26				
<b>ATTENDANCE</b>	<b>740,521</b>	<b>353,041</b>				
Games/Avg Per Game	7/105,789	5/70,608				
Neutral Site Games	0/0	0/0				
<b>SCORE BY QUARTERS</b>						
	<b>1st</b>	<b>2nd</b>	<b>3rd</b>	<b>4th</b>	<b>OT</b>	<b>Total</b>
Tennessee	62	85	79	126	-	352
Opponents	34	84	48	68	-	234

## OFFENSIVE STATISTICS

#	RUSHING	GP	Att	Gain	Loss	Net	Avg	TD	Long	Avg/G
22	LaMarcus Coker	10	103	673	13	660	6.4	4	89	66.0
2	Montario Hardesty	12	104	415	33	382	3.7	4	43	31.8
27	Arian Foster	10	79	284	27	257	3.3	5	24	25.7
43	David Yancey	12	13	60	0	60	4.6	2	10	5.0
9	Bret Smith	11	4	44	0	44	11.0	0	25	4.0
8	Jonathan Crompton	7	16	46	28	18	1.1	0	11	2.6
81	Josh Briscoe	12	1	11	0	11	11.0	0	11	0.9
3	Robert Meachem	12	3	10	1	9	3.0	0	9	0.8
45	Cory Anderson	12	1	1	0	1	1.0	0	1	0.1
21	Austin Rogers	3	1	0	0	0	0.0	0	0	0.0
30	David Holbert	11	1	0	0	0	0.0	0	0	0.0
1	Jayson Swain	12	2	6	7	-1	-0.5	0	6	-0.1
6	Ja'Kouri Williams	8	1	0	10	-10	-10.0	0	0	-1.2
10	Erik Ainge	11	24	14	102	-88	-3.7	1	5	-8.0
	TEAM	7	6	0	22	-22	-3.7	0	0	-3.1
	Totals	12	359	1564	243	1321	3.7	16	89	110.1
	Opponents	12	429	2014	290	1724	4.0	12	43	143.7
#	PASSING	GP	Effic	Cmp-Att-Int	Pct	Yds	TD	Lng	Avg/G	
10	Erik Ainge	11	155.42	208-311-8	66.9	2722	19	84	247.5	
8	Jonathan Crompton	7	111.95	31-66-2	47.0	401	4	54	57.3	
12	Lucas Taylor	12	833.20	1-1-0	100.0	48	1	48	4.0	
	Totals	12	149.62	240-378-10	63.5	3171	24	84	264.2	
	Opponents	12	122.36	176-306-16	57.5	2154	15	49	179.5	
#	RECEIVING	GP	No.	Yds	Avg	TD	Long	Avg/G		
3	Robert Meachem	12	67	1265	18.9	11	84	105.4		
1	Jayson Swain	12	42	604	14.4	6	51	50.3		
9	Bret Smith	11	39	453	11.6	5	39	41.2		
28	Chris Brown	12	24	173	7.2	1	19	14.4		
86	Brad Cottam	12	13	157	12.1	0	45	13.1		
12	Lucas Taylor	12	13	98	7.5	0	45	8.2		
22	LaMarcus Coker	10	10	133	13.3	1	48	13.3		
27	Arian Foster	10	10	75	7.5	0	15	7.5		
2	Montario Hardesty	12	6	54	9.0	0	22	4.5		
21	Austin Rogers	3	5	69	13.8	0	28	23.0		
81	Josh Briscoe	12	4	45	11.2	0	23	3.8		
45	Cory Anderson	12	3	11	3.7	0	5	0.9		
87	Quintin Hancock	5	2	29	14.5	0	27	5.8		
30	David Holbert	11	2	5	2.5	0	5	0.5		
	Totals	12	240	3171	13.2	24	84	264.2		
	Opponents	12	176	2154	12.2	15	49	179.5		
#	PUNT RETURNS	No.	Yds	Avg	TD	Long				
33	Jonathan Hefney	16	204	12.8	0	65				
21	Austin Rogers	2	13	6.5	0	7				
3	Robert Meachem	1	12	12.0	0	9				
38	Antonio Wardlow	1	8	8.0	1	0				
	Totals	20	237	11.9	1	65				
	Opponents	22	225	10.2	1	86				
#	KICK RETURNS	No.	Yds	Avg	TD	Long				
22	LaMarcus Coker	8	159	19.9	0	40				
12	Lucas Taylor	7	118	16.9	0	25				
31	Marsalous Johnson	5	83	16.6	0	21				
27	Arian Foster	2	20	10.0	0	19				
6	Ja'Kouri Williams	2	31	15.5	0	19				
43	David Yancey	2	45	22.5	0	25				
33	Jonathan Hefney	2	32	16.0	0	17				
9	Bret Smith	1	5	5.0	0	5				
21	Austin Rogers	1	12	12.0	0	12				
3	Robert Meachem	1	16	16.0	0	16				
30	David Holbert	1	4	4.0	0	4				
4	Jonathan Wade	1	18	18.0	0	18				
20	Demetrice Morley	1	13	13.0	0	13				
35	Elix Wilson	1	17	17.0	0	17				
	TEAM	1	0	0.0	0	0				
	Totals	36	573	15.9	0	40				
	Opponents	33	623	18.9	1	99				
#	FUMBLE RETURNS	No.	Yds	Avg	TD	Long				
20	Demetrice Morley	1	3	3.0	0	3				
	Totals	1	3	3.0	0	3				
	Opponents	0	0	0.0	0	0				
#	FGS	FGM-FGA	Pct	1-19	20-29	30-39	40-49	50+	Lg	Blk
25	James Wilhoit	17-21	81.0	0-0	8-8	3-4	5-8	1-1	51	1

FG SEQ: (35), (36), (51), 42, (49), (28), (49), (37), 46, (27), (47), (27), (21), (24), 46, (43), (27), (22), (41), (24), 36  
Numbers in parentheses indicate FG was made.

# 2006 Tennessee Football Statistics

#	INTERCEPTIONS	No.	Yds	Avg	TD	Long
33	Jonathan Hefney	5	75	15.0	0	30
4	Jonathan Wade	4	59	14.8	0	39
24	Antwan Stewart	3	35	11.7	0	22
20	Demetrice Morley	2	41	20.5	1	31
40	Marvin Mitchell	1	17	17.0	1	17
29	Inguoris Johnson	1	10	10.0	0	10
Totals		16	237	14.8	2	39
Opponents		10	165	16.5	0	60

#	PUNTING	No.	Yds	Avg	Long	TB	FC	I20	Blkd
47	Britton Colquitt	41	1846	45.0	63	4	8	16	0
TEAM		1	36	36.0	36	0	0	0	1
Totals		42	1882	44.8	63	4	8	16	1
Opponents		52	2121	40.8	73	2	12	15	1

#	TOTAL OFFENSE	GP	Plays	Rush	Pass	Total	Avg/G
10	Erik Ainge	11	335	-88	2722	2634	239.5
22	LaMarcus Coker	10	103	660	0	660	66.0
8	Jonathan Crompton	7	82	18	401	419	59.9
2	Montario Hardesty	12	104	382	0	382	31.8
27	Arian Foster	10	79	257	0	257	25.7
43	David Yancey	12	13	60	0	60	5.0
12	Lucas Taylor	12	1	0	48	48	4.0
9	Bret Smith	11	4	44	0	44	4.0
81	Josh Briscoe	12	1	11	0	11	0.9
3	Robert Meachem	12	3	9	0	9	0.8
45	Cory Anderson	12	1	1	0	1	0.1
1	Jayson Swain	12	2	-1	0	-1	-0.1
6	Ja'Kouri Williams	8	1	-10	0	-10	-1.2
TEAM		7	6	-22	0	-22	-3.1
Totals		12	737	1321	3171	4492	374.3
Opponents		12	735	1724	2154	3878	323.2

#	SCORING	TD	FGs	PAT Kick	Rush	PAT Rcv	Pass	DXP	Saf	Pts
25	James Wilhoit	0	17-21	41-42	0-0	0	0-0	0	0	92
3	Robert Meachem	11	0-0	0-0	0-0	0	0-0	0	0	66
1	Jayson Swain	6	0-0	0-0	0-0	0	0-0	0	0	36
9	Bret Smith	5	0-0	0-0	0-0	0	0-0	0	0	30
22	LaMarcus Coker	5	0-0	0-0	0-0	0	0-0	0	0	30
27	Arian Foster	5	0-0	0-0	0-0	0	0-0	0	0	30
2	Montario Hardesty	4	0-0	0-0	0-0	0	0-0	0	0	24
43	David Yancey	2	0-0	0-0	0-0	0	0-0	0	0	12
40	Marvin Mitchell	1	0-0	0-0	0-0	0	0-0	0	0	6
10	Erik Ainge	1	0-0	0-0	0-0	0	0-1	0	0	6
28	Chris Brown	1	0-0	0-0	0-0	0	0-0	0	0	6
38	Antonio Wardlow	1	0-0	0-0	0-0	0	0-0	0	0	6
20	Demetrice Morley	1	0-0	0-0	0-0	0	0-0	0	0	6
TEAM		0	0-1	0-0	0-0	0	0-0	0	1	2
Totals		43	17-22	41-42	0-0	0	0-1	0	1	352
Opponents		29	11-16	25-26	0-1	1	1-2	0	0	234

#	ALL PURPOSE	GP	Rush	Rec	PR	KR	IR	Tot	Avg/G
3	Robert Meachem	12	9	1265	12	16	0	1302	108.5
22	LaMarcus Coker	10	660	133	0	159	0	952	95.2
1	Jayson Swain	12	-1	604	0	0	0	603	50.2
9	Bret Smith	11	44	453	0	5	0	502	45.6
2	Montario Hardesty	12	382	54	0	0	0	436	36.3
27	Arian Foster	10	257	75	0	20	0	352	35.2
33	Jonathan Hefney	12	0	0	204	32	75	311	25.9
12	Lucas Taylor	12	0	98	0	118	0	216	18.0
28	Chris Brown	12	0	173	0	0	0	173	14.4
86	Brad Cottam	12	0	157	0	0	0	157	13.1
43	David Yancey	12	60	0	0	45	0	105	8.8
21	Austin Rogers	3	0	69	13	12	0	94	31.3
31	Marsalous Johnson	7	0	0	0	83	0	83	11.9
4	Jonathan Wade	12	0	0	0	18	59	77	6.4
81	Josh Briscoe	12	11	45	0	0	0	56	4.7
20	Demetrice Morley	12	0	0	0	13	41	54	4.5
24	Antwan Stewart	12	0	0	0	0	35	35	2.9
87	Quintin Hancock	5	0	29	0	0	0	29	5.8
6	Ja'Kouri Williams	8	-10	0	0	31	0	21	2.6
8	Jonathan Crompton	7	18	0	0	0	0	18	2.6
40	Marvin Mitchell	12	0	0	0	0	17	17	1.4
35	Ellix Wilson	12	0	0	0	17	0	17	1.4
45	Cory Anderson	12	1	11	0	0	0	12	1.0
29	Inguoris Johnson	2	0	0	0	0	10	10	5.0
30	David Holbert	11	0	5	0	4	0	9	0.8
38	Antonio Wardlow	10	0	0	0	8	0	8	0.8
10	Erik Ainge	11	-88	0	0	0	0	-88	-8.0
TEAM		7	-22	0	0	0	0	-22	-3.1
Totals		12	1321	3171	237	573	237	5539	461.6
Opponents		12	1724	2154	225	623	165	4891	407.6

## DEFENSIVE STATISTICS

#	Player	GP	T	AT	TT	TFL	Sack	Int-Yds	PD	QBH	FR-Yds	FF	BLK Saf
33	Jonathan Hefney	12	66	27	93	3.0-6		5-75	8		1-0		
40	Marvin Mitchell	12	66	26	92	9.5-20	1.0-4	1-17	4	11		2	
7	Jerod Mayo	11	52	30	82	12.5-51	5.0-40		1	1	1-0		
90	Turk McBride	12	43	21	64	7.5-22	1.0-8		1	11		1	
39	Ryan Karl	12	47	15	62	9.0-33	1.0-6		4	2	1-0		
4	Jonathan Wade	12	42	7	49	5.0-15		4-59	17			1	
20	Demetrice Morley	12	39	6	45	7.0-25	1.0-6	2-41	7	1	1-3		
24	Antwan Stewart	12	36	8	44	1.0-2		3-35	5				
93	Xavier Mitchell	12	23	14	37	8.0-43	4.0-34		3	13		1	
5	Rico McCoy	12	27	9	36	3.0-5			1			1	
89	Antonio Reynolds	10	19	12	31	4.5-18	1.0-9						
91	Robert Ayers	12	17	6	23	3.0-15	1.0-7		1	5			
98	Demonte Bolden	11	15	4	19	4.0-16	1.0-7						
94	Wes Brown	12	9	6	15	2.0-4							
68	Matt McGlothlin	12	6	8	14								
35	Ellix Wilson	12	9	4	13								
23	Ricardo Kemp	12	8	3	11	0.5-1			1	5			
29	Inguoris Johnson	2	8	2	10	1.0-1		1-10	2				
95	Walter Fisher	8	7	1	8	2.0-2							
48	Adam Myers-White	12	4	4	8								
99	J.T. Mapu	12	4	4	8	0.5-0				1			
14	Ben Greene	12	6	1	7								
37	Antonio Gaines	11	4	3	7					1			
92	Justin Harrell	3	3	4	7	1.0-1				1			
38	Antonio Wardlow	10	5	1	6							1	
12	Lucas Taylor	12	2	2	4								
34	Dorian Davis	11	3	1	4								
46	Andre Mathis	7	2		2								
55	Dan Williams	5	1	1	2	1.0-1	1.0-1			1			
54	Eric Young	12	2		2								
19	Jarod Parrish	9	1	1	2								
6	Ja'Kouri Williams	8	2		2								
31	Marsalous Johnson	7	2		2								
21	Austin Rogers	3	2		2								
69	Ryan West	12	2		2								
25	James Wilhoit	12	2		2								
3	Robert Meachem	12	2		2								
97	Chase Nelson	3	1		1								
2	Montario Hardesty	12	1		1								
45	Cory Anderson	12		1	1								
47	Britton Colquitt	11	1		1								
28	Chris Brown	12	1		1								
86	Brad Cottam	12	1		1								
43	David Yancey	12		1	1								
9	Bret Smith	11	1		1								
10	Erik Ainge	11	1		1								
87	Quintin Hancock	5	1		1								
75	Anthony Parker	12	1		1								
15	Sinclair Cannon	12	1		1								
50	Josh McNeill	11	1		1								
TEAM		7											1
Totals		12	599	233	832	85-281	17-122	16-237	56	56	4-3	6	1
Opponents		12	578	227	805	55.0-213	17-120	10-165	33	N/A	6-0	11	2

Defensive Big Play Leaders: Wade (23), Morley (16), M. Mitchell (15.5), J. Mayo (14.5), Karl (14), Hefney (12),



# 2006 Tennessee Football Statistics - Offensive/Special Teams Game-by-Game

## RUSHING

(Att-Yds-TD)	Ainge	Anderson	Coker	Crompton	A. Foster	Hardesty	Holbert	Meachem	A. Rogers	Smith	Swain	Yancey
CALIFORNIA	1-1-0	0-0-0	11-53-0	2-6-0	17-69-0	5-56-1	0-0-0	0-0-0	0-0-0	1-9-0	0-0-0	3-13-0
AIR FORCE	1-1-0	1-1-0	0-0-0	DNP	7-22-0	19-72-1	0-0-0	0-0-0	1-0-0	INJ	0-0-0	0-0-0
FLORIDA	4-(-27)-0	0-0-0	0-0-0	DNP	2-2-0	17-14-1	0-0-0	0-0-0	0-0-0	0-0-0	0-0-0	0-0-0
MARSHALL	2-(-13)-0	0-0-0	8-146-1	0-0-0	INJ	8-21-1	0-0-0	1-(-1)-0	INJ	0-0-0	0-0-0	5-23-1
at Memphis	1-1-0	0-0-0	26-125-0	1-1-0	INJ	14-43-0	1-0-0	0-0-0	INJ	2-10-0	0-0-0	5-24-1
at Georgia	2-(-6)-1	0-0-0	12-57-0	DNP	15-63-3	1-6-0	0-0-0	0-0-0	INJ	0-0-0	0-0-0	0-0-0
ALABAMA	3-2-0	0-0-0	5-12-0	DNP	11-34-1	2-9-0	0-0-0	0-0-0	INJ	0-0-0	0-0-0	0-0-0
at South Carolina	2-(-7)-0	0-0-0	INJ	0-0-0	12-28-1	8-25-0	0-0-0	0-0-0	INJ	1-25-0	0-0-0	0-0-0
LSU	1-(-10)-0	0-0-0	INJ	6-22-0	10-44-0	2-5-0	0-0-0	1-1-0	INJ	0-0-0	0-0-0	0-0-0
at Arkansas	INJ	0-0-0	9-51-0	6-(-5)-0	1-1-0	12-52-0	DNP	0-0-0	INJ	0-0-0	1-(-7)-0	0-0-0
at Vanderbilt	2-(-5)-0	0-0-0	10-126-2	1-(-6)-0	3-(-4)-0	9-52-0	0-0-0	0-0-0	INJ	0-0-0	0-0-0	0-0-0
KENTUCKY	3-(-25)-0	0-0-0	22-90-1	DNP	1-(-2)-0	7-27-0	0-0-0	0-0-0	INJ	0-0-0	1-6-0	0-0-0
<b>Totals</b>	<b>21-(-88)-1</b>	<b>1-1-0</b>	<b>103-660-4</b>	<b>16-18-0</b>	<b>79-257-5</b>	<b>104-382-4</b>	<b>1-0-0</b>	<b>3-10-0</b>	<b>1-0-0</b>	<b>4-44-0</b>	<b>2-(-1)-0</b>	<b>13-60-2</b>

## RECEIVING

(No-Yds-TD)	Anderson	Briscoe	C. Brown	Coker	B. Cottam	A. Foster	Hancock	Hardesty	Meachem	Rogers	Smith	Swain	Taylor
CALIFORNIA	0-0-0	0-0-0	2-31-1	0-0-0	0-0-0	1-4-0	1-2-0	0-0-0	5-182-2	0-0-0	1-9-0	2-65-1	1-5-0
AIR FORCE	1-5-0	0-0-0	2-16-0	0-0-0	0-0-0	0-0-0	0-0-0	1-9-0	8-115-2	5-69-0	INJ	6-74-1	1-45-0
FLORIDA	1-4-0	0-0-0	1-4-0	1-48-1	0-0-0	0-0-0	0-0-0	1-16-0	4-47-0	0-0-0	4-35-0	6-77-0	0-0-0
MARSHALL	0-0-0	0-0-0	2-19-0	0-0-0	0-0-0	INJ	0-0-0	1-11-0	6-76-0	INJ	3-41-0	5-98-1	1-13-0
at Memphis	0-0-0	1-23-0	5-24-0	0-0-0	1-11-0	INJ	1-27-0	1-(-2)-0	4-157-1	INJ	5-46-1	3-64-2	4-11-0
at Georgia	0-0-0	0-0-0	4-14-0	4-33-0	1-12-0	1-7-0	INJ	0-0-0	7-98-1	INJ	7-94-1	0-0-0	1-10-0
ALABAMA	1-2-0	3-22-0	1-6-0	0-0-0	1-4-0	5-42-0	INJ	0-0-0	6-87-0	INJ	7-95-0	3-37-0	1-7-0
at South Carolina	0-0-0	0-0-0	1-14-0	INJ	3-24-0	3-22-0	INJ	1-22-0	5-106-0	INJ	4-23-2	3-45-0	1-(-2)-0
LSU	0-0-0	0-0-0	2-11-0	INJ	1-25-0	0-0-0	INJ	0-0-0	5-121-2	INJ	0-0-0	3-26-0	1-3-0
at Arkansas	0-0-0	0-0-0	0-0-0	1-1-0	2-19-0	0-0-0	INJ	1-(-2)-0	4-65-1	INJ	4-62-1	3-27-0	1-2-0
at Vanderbilt	0-0-0	0-0-0	1-9-0	0-0-0	3-53-0	0-0-0	INJ	0-0-0	7-95-1	INJ	2-29-0	6-76-1	1-4-0
KENTUCKY	0-0-0	0-0-0	3-25-0	4-51-0	1-9-0	0-0-0	INJ	0-0-0	6-116-1	INJ	2-19-0	2-15-0	0-0-0
<b>Totals</b>	<b>3-11-0</b>	<b>4-45-0</b>	<b>24-173-1</b>	<b>10-133-1</b>	<b>13-157-0</b>	<b>10-75-0</b>	<b>2-29-0</b>	<b>6-54-0</b>	<b>67-1,265-11</b>	<b>5-69-0</b>	<b>39-453-5</b>	<b>42-604-6</b>	<b>13-98-0</b>

\*David Holbert has two catches for a total of five net yards and no touchdowns this season.

## PASSING

(C-A-I-Yds-TD)	Ainge	Crompton	L. Taylor
CALIFORNIA	11-18-1-291-4	2-2-0-7-0	0-0-0-0-0
AIR FORCE	24-29-1-333-3	DNP	0-0-0-0-0
FLORIDA	17-32-2-183-0	DNP	1-1-0-48-1
MARSHALL	18-27-1-258-1	0-0-0-0-0	0-0-0-0-0
at Memphis	23-27-0-324-4	2-2-0-37-0	0-0-0-0-0
at Georgia	25-38-0-268-2	DNP	0-0-0-0-0
ALABAMA	28-46-3-302-0	DNP	0-0-0-0-0
at South Carolina	21-29-0-254-2	0-0-0-0-0	0-0-0-0-0
LSU	1-6-0-3-0	11-24-1-183-2	0-0-0-0-0
at Arkansas	DNP	16-34-1-174-2	0-0-0-0-0
at Vanderbilt	21-26-0-266-2	0-4-0-0-0	0-0-0-0-0
KENTUCKY	19-33-0-240-1	DNP	0-0-0-0-0
<b>Totals</b>	<b>208-311-8-2,722-19</b>	<b>31-66-2-401-4</b>	<b>1-1-0-48-1</b>

## PUNTING

(No-Yds-Avg)	Colquitt
CALIFORNIA	5-207-41.4
AIR FORCE	DNP
FLORIDA	4-193-48.2
MARSHALL	3-168-56.0
at Memphis	1-44-44.0
at Georgia	3-144-48.0
ALABAMA	3-136-45.3
at South Carolina	5-221-44.2
LSU	5-239-47.8
at Arkansas	8-313-39.1
at Vanderbilt	2-93-46.5
KENTUCKY	2-88-44.0
<b>Totals</b>	<b>41-1,846-45.0</b>

## FIELD GOALS

(Made)-Miss	Wilhoit	Sequence
CALIFORNIA	0-0	-
AIR FORCE	1-1	(35)
FLORIDA	2-2	(36), (51)
MARSHALL	1-2	42, (49)
at Memphis	2-2	(28), (49)
at Georgia	1-1	(37)
ALABAMA	3-4	46, (27), (47), (27)
at South Carolina	1-1	(21)
LSU	1-2	(24), 46
at Arkansas	0-0	-
at Vanderbilt	4-4	(43), (27), (22), (41)
KENTUCKY	1-2	(24), 36
<b>Totals</b>	<b>17-21</b>	

## PUNT RETURNS

(No-Yds-Avg)	Hefney	Rogers
CALIFORNIA	0-0-0-0	2-13-6.5
AIR FORCE	1-8-8.0	0-0-0-0
FLORIDA	1-7-7.0	0-0-0-0
MARSHALL	0-0-0-0	INJ
at Memphis	1-6-6.0	INJ
at Georgia	0-0-0-0	INJ
ALABAMA	6-104-17.3	INJ
at South Carolina	2-72-36.0	INJ
LSU	1-4-4.0	INJ
at Arkansas	2-(-1)-(-0.5)	INJ
at Vanderbilt	2-4-2.0	INJ
KENTUCKY	0-0-0-0	INJ
<b>Totals</b>	<b>16-204-12.8</b>	<b>2-13-6.5</b>

## KICKOFF RETURNS

(No-Yds-Avg)	Coker	Hefney	M. Johnson	Meachem	Morley	Taylor	Wade	Yancey
CALIFORNIA	0-0-0-0	0-0-0-0	DNP	1-16-16.0	0-0-0-0	0-0-0-0	0-0-0-0	0-0-0-0
AIR FORCE	0-0-0-0	0-0-0-0	DNP	0-0-0-0	1-13-13.0	1-9-9.0	0-0-0-0	0-0-0-0
FLORIDA	0-0-0-0	0-0-0-0	DNP	0-0-0-0	0-0-0-0	2-36-18.0	0-0-0-0	0-0-0-0
MARSHALL	0-0-0-0	2-32-16.0	DNP	0-0-0-0	0-0-0-0	0-0-0-0	0-0-0-0	0-0-0-0
at Memphis	0-0-0-0	0-0-0-0	DNP	0-0-0-0	0-0-0-0	1-25-25.0	1-18-18.0	0-0-0-0
at Georgia	4-93-23.3	0-0-0-0	0-0-0-0	0-0-0-0	0-0-0-0	2-32-16.0	0-0-0-0	0-0-0-0
ALABAMA	4-66-16.5	0-0-0-0	0-0-0-0	0-0-0-0	0-0-0-0	0-0-0-0	0-0-0-0	0-0-0-0
at South Carolina	INJ	0-0-0-0	2-40-20.0	0-0-0-0	0-0-0-0	0-0-0-0	0-0-0-0	0-0-0-0
LSU	INJ	0-0-0-0	0-0-0-0	0-0-0-0	0-0-0-0	0-0-0-0	0-0-0-0	0-0-0-0
at Arkansas	0-0-0-0	0-0-0-0	1-15-15.0	0-0-0-0	0-0-0-0	0-0-0-0	0-0-0-0	1-25-25.0
at Vanderbilt	0-0-0-0	0-0-0-0	2-28-14.0	0-0-0-0	0-0-0-0	0-0-0-0	0-0-0-0	1-20-20.0
KENTUCKY	0-0-0-0	0-0-0-0	0-0-0-0	0-0-0-0	0-0-0-0	1-16-16.0	0-0-0-0	0-0-0-0
<b>Totals</b>	<b>8-159-19.9</b>	<b>2-32-16.0</b>	<b>5-83-16.6</b>	<b>1-16-16.0</b>	<b>1-13-13.0</b>	<b>7-118-16.9</b>	<b>1-18-18.0</b>	<b>2-45-22.5</b>

\*Wardlow recovered a blocked punt for an 8-yard TD at Georgia

\*Meachem returned a punt for 12 yards before fumbling at South Carolina

\*Tennessee had one kickoff return credited as a TEAM return (0 yards vs. Air Force)

\*Holbert fielded a squib kick and returned it four yards against Marshall

\*Rogers returned one kickoff for 12 yards vs. Florida

\*Ellix Wilson returned one kickoff for 17 yards vs. Florida

\*Smith fielded an on-side kick and returned it five yards at South Carolina

\*Ja'Kouri Williams returned two kickoffs for 31 yards (his long was a 19-yard return vs. LSU)

\*Arian Foster returned two kickoffs for 20 yards (his long was a 19-yard return vs. Kentucky)

# 2006 Tennessee Football Statistics - Defensive Game-by-Game

## DEFENSIVE FRONT [T-AT-TT]

Game	Ayers	Bolden	W. Brown	Fisher	Harrell	Mapu	McBride	McGlothlin	X. Mitchell	Reynolds	Williams
CALIFORNIA	1-1-2	1-0-1	1-1-2	INJ	0-2-2	0-0-0	0-2-2	1-0-1	1-0-1	1-1-2	0-0-0
AIR FORCE	1-1-2	2-0-2	0-0-0	INJ	2-0-2	1-0-1	5-4-9	0-1-1	2-0-2	1-2-3	DNP
FLORIDA	1-0-1	DNP	0-0-0	INJ	1-2-3	0-1-1	6-4-10	0-1-1	3-5-8	2-1-3	DNP
MARSHALL	2-0-2	1-1-2	0-1-1	0-0-0	INJ	0-0-0	5-1-6	0-1-1	3-2-5	0-4-4	1-0-1
at Memphis	2-0-2	0-0-0	2-0-2	1-0-1	INJ	0-0-0	3-0-3	0-0-0	0-0-0	1-0-1	0-0-0
at Georgia	1-0-1	0-0-0	0-0-0	1-0-1	INJ	0-0-0	2-0-2	1-0-1	1-0-1	4-0-4	DNP
ALABAMA	0-1-1	0-0-0	1-1-2	0-0-0	INJ	2-0-2	2-1-3	0-2-2	4-0-4	4-0-4	DNP
at South Carolina	2-1-3	1-1-2	1-0-1	DNP	INJ	0-1-1	2-1-3	2-1-3	1-2-3	4-1-5	DNP
LSU	1-2-3	3-1-4	0-1-1	1-0-1	INJ	1-0-1	5-2-7	1-0-1	5-1-6	1-2-3	DNP
at Arkansas	2-0-2	2-0-2	2-1-3	3-0-3	INJ	0-1-1	7-2-9	1-2-3	1-0-1	1-1-2	DNP
at Vanderbilt	2-0-2	3-0-3	1-0-1	1-0-1	INJ	0-0-0	0-2-2	0-0-0	2-1-3	INJ	0-1-1
KENTUCKY	2-0-2	2-1-3	1-1-2	0-1-1	INJ	0-0-0	6-2-8	0-1-1	0-3-3	INJ	0-0-0
<b>Totals</b>	<b>17-6-23</b>	<b>15-4-19</b>	<b>9-6-15</b>	<b>7-1-8</b>	<b>3-4-7</b>	<b>4-3-7</b>	<b>43-21-64</b>	<b>6-9-15</b>	<b>23-14-37</b>	<b>19-12-31</b>	<b>1-1-2</b>

## LINEBACKERS [T-AT-TT]

Game	Davis	Karl	Mathis	J. Mayo	McCoy	M. Mitchell	Myers-White	Wilson
CALIFORNIA	0-0-0	6-3-9	0-0-0	5-2-7	2-0-2	3-4-7	0-0-0	0-1-1
AIR FORCE	DNP	5-2-7	1-0-1	6-4-10	2-0-2	10-2-12	0-0-0	0-0-0
FLORIDA	0-0-0	6-1-7	0-0-0	6-4-10	2-1-3	13-2-15	0-0-0	0-0-0
MARSHALL	1-0-1	6-1-7	0-0-0	10-2-12	1-1-2	4-8-12	0-0-0	0-0-0
at Memphis	0-0-0	4-1-5	DNP	0-2-2	2-1-3	5-1-6	2-1-3	1-0-1
at Georgia	1-0-1	2-0-2	DNP	0-0-0	0-1-1	3-1-4	1-1-2	0-0-0
ALABAMA	0-1-1	3-1-4	DNP	7-5-12	1-0-1	4-1-5	0-1-1	0-0-0
at South Carolina	0-0-0	0-1-1	DNP	6-3-9	1-0-1	5-3-8	0-0-0	0-0-0
LSU	1-0-1	2-0-2	0-0-0	7-5-12	1-1-2	4-0-4	0-0-0	3-2-5
at Arkansas	0-0-0	4-2-6	DNP	4-2-6	2-0-2	7-2-9	0-0-0	0-0-0
at Vanderbilt	0-0-0	4-1-5	1-0-1	1-1-2	7-1-8	4-0-4	1-1-2	1-1-2
KENTUCKY	0-0-0	5-2-7	0-0-0	INJ	6-3-9	4-2-6	0-0-0	4-0-4
<b>Totals</b>	<b>3-1-4</b>	<b>47-15-62</b>	<b>2-0-2</b>	<b>52-30-82</b>	<b>27-9-36</b>	<b>66-26-92</b>	<b>4-4-8</b>	<b>8-4-12</b>

## SECONDARY [T-AT-TT]

Game	Cannon	Gaines	Greene	Hefney	I. Johnson	M. Johnson	Kemp	Morley	Stewart	Wade	Wardlow
CALIFORNIA	0-0-0	1-1-2	1-0-1	3-1-4	5-1-6	DNP	0-0-0	4-0-4	3-1-4	1-0-1	0-0-0
AIR FORCE	0-0-0	0-0-0	1-0-1	8-9-17	3-1-4	DNP	0-0-0	0-0-0	6-1-7	0-0-0	0-0-0
FLORIDA	0-0-0	0-0-0	0-0-0	5-4-9	INJ	DNP	1-0-1	0-0-0	2-0-2	4-1-5	0-0-0
MARSHALL	0-0-0	0-0-0	1-0-1	9-3-12	INJ	DNP	0-0-0	5-4-9	2-1-3	4-0-4	0-0-0
at Memphis	0-0-0	DNP	0-0-0	0-0-0	INJ	DNP	1-0-1	1-0-1	2-0-2	4-1-5	1-0-1
at Georgia	0-0-0	0-0-0	2-0-2	5-1-6	INJ	1-0-1	0-0-0	7-0-7	0-2-2	7-2-9	1-0-1
ALABAMA	0-0-0	2-1-3	0-0-0	3-1-4	INJ	0-0-0	0-0-0	4-1-5	3-1-4	1-1-2	0-0-0
at South Carolina	0-0-0	0-0-0	0-0-0	2-0-2	INJ	1-0-1	5-2-7	0-0-0	2-0-2	4-0-4	3-1-4
LSU	0-0-0	0-0-0	0-1-1	11-4-15	INJ	0-0-0	1-0-1	8-0-8	6-0-6	3-1-4	0-0-0
at Arkansas	0-0-0	DNP	1-0-1	7-2-9	INJ	0-0-0	0-0-0	2-1-3	3-1-4	5-0-5	DNP
at Vanderbilt	1-0-1	0-0-0	0-0-0	6-1-7	INJ	0-0-0	0-1-1	2-0-2	4-1-5	4-0-4	DNP
KENTUCKY	0-0-0	2-0-2	0-0-0	7-1-8	INJ	0-0-0	0-0-0	6-0-6	3-0-3	5-1-6	0-0-0
<b>Totals</b>	<b>1-0-1</b>	<b>5-2-7</b>	<b>6-1-7</b>	<b>66-27-93</b>	<b>8-2-10</b>	<b>2-0-2</b>	<b>8-3-11</b>	<b>39-6-45</b>	<b>36-8-44</b>	<b>42-7-49</b>	<b>5-1-6</b>

## DEFENSIVE "BIG PLAYS" LEADERBOARD

### TACKLES FOR LOSS (85):

J. Mayo (12.5) vs. Cal (3); AF (1); UF (2), MAR (1); UA (2); SC (1); ARK (2.5)  
M. Mitchell (9.5) vs. Cal (2); AF (1); UF (1); UGA (1); UA (1); ARK (1.5); VU (1); UK (1)  
Karl (9) vs. AF (2); MEM (1); UGA (1); LSU (2); ARK (1); VU (1)  
X. Mitchell (8) vs. Cal (1); AF (1); UF (2), MAR (1); UGA (1); UA (1); LSU (1); UK (1)  
McBride (7.5) vs. UF (1), MAR (1); MEM (2); SC (0.5); LSU (1); ARK (1); UK (1)  
Morley (7) vs. MAR (1); MEM (1); UGA (2); LSU (2); UK (1)  
Wade (5) vs. MEM (1); UGA (2); SC (1); VU (1)  
Reynolds (4.5) vs. UGA (1); UA (2); SC (0.5); LSU (1)  
Bolden (4) vs. MAR (1); SC (1); LSU (1); UK (1)  
Ayers (3) vs. UF (1), MAR (1); MEM (1)  
Hefney (3) vs. MAR (1); UGA (1); ARK (1)  
McCoy (3) vs. VU (3)  
W. Brown (2) vs. MEM (1); UA (1)  
Fisher (2) vs. ARK (1); VU (1)  
Harrell (1) vs. AF (1)  
I. Johnson (1) vs. Cal (1)  
Stewart (1) vs. Cal (1)  
Williams (1) vs. MAR (1)  
Kemp (0.5) vs. SC (0.5)  
Mapu (0.5) vs. SC (0.5)

### FUMBLES RECOVERED (4):

Hefney (1) vs. ARK (1)  
Karl (1) vs. LSU (1)  
J. Mayo (1) vs. UGA (1)  
Morley (1) vs. MAR (1)

### FORCED FUMBLES (6):

M. Mitchell (2) vs. UGA (1); ARK (1)  
McBride (1) vs. ARK (1)  
McCoy (1) vs. UK (1)  
X. Mitchell (1) vs. LSU (1)  
Wade (1) vs. LSU (1)

### INTERCEPTIONS (16):

Hefney (5) vs. MAR (1); UGA (1); LSU (1); VU (1)  
Wade (4) vs. UF (1); UGA (1); SC (1); VU (1)  
Stewart (3) vs. Cal (1); UGA (1); LSU (1)  
Morley (2) vs. SC (1); LSU (1)  
I. Johnson (1) vs. Cal (1)  
M. Mitchell (1) vs. SC (1)

### PASSES BROKEN UP (40):

Wade (13) vs. Cal (3); UF (2); MEM (1); UA (2); SC (2); VU (1); UK (2)  
Morley (5) vs. Cal (1); UGA (1); UA (1); ARK (1); UK (1)  
Karl (4) vs. UGA (1); UA (1); SC (2)  
Hefney (3) vs. UF (1); UA (1); LSU (1)  
M. Mitchell (3) vs. Cal (1); UGA (1); UA (1)  
X. Mitchell (3) vs. UA (1); LSU (1); UK (1)  
Stewart (2) vs. MAR (1); SC (1)  
Ayers (1) vs. VU (1)  
Gaines (1) vs. MAR (1)  
I. Johnson (1) vs. Cal (1)  
Kemp (1) vs. VU (1)  
J. Mayo (1) vs. Cal (1)  
McBride (1) vs. LSU (1)  
McCoy (1) vs. UK (1)

### SACKS (17):

J. Mayo (5) vs. Cal (3); UF (1); UA (1)  
X. Mitchell (4) vs. UF (1), MAR (1); UA (1); LSU (1)  
Ayers (1) vs. MAR (1)  
Bolden (1) vs. UK (1)  
Karl (1) vs. AF (1)  
McBride (1) vs. UF (1)  
M. Mitchell (1) vs. UGA (1)  
Morley (1) vs. LSU (1)  
Reynolds (1) vs. UA (1)  
Williams (1) vs. MAR (1)

### QUARTERBACK HURRIES (57):

X. Mitchell (13) vs. Cal (1); UF (1), MAR (1); UGA (2); UA (2); SC (1); LSU (4); ARK (1)  
M. Mitchell (11) vs. Cal (1); AF (1); UF (2), MAR (1); UGA (2); UA (1); SC (3)  
McBride (11) vs. Cal (3); UGA (1); LSU (1); VU (4); UK (2)  
Ayers (5) vs. Cal (1); MEM (1); UA (1); LSU (1); VU (1)  
Kemp (5) vs. UF (1); UGA (1); UA (1); VU (2)  
Karl (2) vs. UGA (1); UK (1)  
Bolden (1) vs. VU (1)  
W. Brown (1) vs. LSU (1); ARK (1)  
Harrell (1) vs. Cal (1)  
Mapu (1) vs. UF (1)  
J. Mayo (1) vs. SC (1)  
McGlothlin (1) vs. UF (1)  
Morley (1) vs. SC (1)  
Williams (1) vs. Cal (1)  
Wilson (1) vs. Cal (1)

# 2006 Tennessee Football Statistics - Season-Highs

## TENNESSEE TEAM

Points Scored _____	51	Georgia
Low _____	14	Arkansas
First Downs _____	27	Georgia
Low _____	11	LSU
Rushing Attempts _____	52	Memphis
Low _____	20	Alabama, LSU
Rushing Yards _____	216	California
Low _____	-11	Florida
Rushing TDs _____	3	Marshall
Low _____	0	LSU, Arkansas
Passes Attempted _____	46	Alabama
Low _____	20	California
Passes Completed _____	28	Alabama
Low _____	12	LSU
Had Intercepted _____	3	Alabama
Low _____	0	Five times
Passing Yards _____	361	Memphis
Low _____	174	Arkansas
Passing TDs _____	4	California, Memphis
Low _____	0	Alabama
Total Offensive Plays _____	81	Memphis
Low _____	50	LSU
Total Offensive Yards _____	566	Memphis
Low _____	220	Florida
Fumbles _____	3	Air Force, Arkansas, Kentucky
Low _____	0	Florida, Marshall
Fumbles Lost _____	2	Memphis
Low _____	0	Six times
Penalties _____	8	South Carolina
Low _____	1	LSU
Penalty Yards _____	70	South Carolina
Low _____	15	LSU
QB Sacks by _____	3	California, Florida, Marshall, Alabama
Low _____	0	Memphis, South Carolina, Arkansas

## TENNESSEE INDIVIDUAL

Rushing Attempts _____	26	LaMarcus Coker at Memphis
Net Rushing Yards _____	146	LaMarcus Coker vs. Marshall
Rushing TDs _____	3	Arian Foster at Georgia
Pass Attempts _____	46	Erik Ainge vs. Alabama
Pass Completions _____	28	Erik Ainge vs. Alabama
Had Intercepted _____	3	Erik Ainge vs. Alabama
Pass Yards _____	333	Erik Ainge vs. Air Force
Pass TDs _____	4	Erik Ainge vs. California and at Memphis
Total Offense Plays _____	49	Erik Ainge vs. Alabama
Total Offense Yards _____	334	Erik Ainge vs. Air Force
Receptions _____	8	Robert Meachem vs. Air Force
Receiving Yards _____	182	Robert Meachem vs. California
Receiving TDs _____	2	By three
Points Scored _____	18	Arian Foster at Georgia
Touchdowns _____	3	Arian Foster at Georgia
Field Goals (Made) _____	4	James Wilhoit at Vanderbilt
PATs (Made) _____	6	James Wilhoit at Georgia
Punts _____	8	Britton Colquitt at Arkansas
Punt Average _____	56.0	Britton Colquitt vs. Marshall
Punt Returns _____	6	Jonathan Hefney vs. Alabama
Punt Return Yards _____	104	Jonathan Hefney vs. Alabama
Kickoff Returns _____	4	LaMarcus Coker at Georgia, vs. Alabama
Kickoff Return Yards _____	93	LaMarcus Coker at Georgia
Total Tackles _____	17	Jonathan Hefney vs. Air Force
Primary Tackles _____	13	Marvin Mitchell vs. Florida
TFLs _____	3	Jerod Mayo vs. California; Rico McCoy at Vanderbilt
Sacks _____	3	Jerod Mayo vs. California
Interceptions _____	1	By six
Interception Return Yds _____	39	Jonathan Wade at Vanderbilt

## TENNESSEE INDIVIDUAL LONG PLAYS

Rushing _____	89	LaMarcus Coker vs. Marshall (TD)
Passing _____	84	Erik Ainge to Robert Meachem at Memphis (TD)
Field Goal _____	51	James Wilhoit vs. Florida
Punt _____	63	Britton Colquitt vs. Marshall
Punt Return _____	65	Jonathan Hefney at South Carolina
Kickoff Return _____	40	LaMarcus Coker at Georgia
Interception Return _____	39	Jonathan Wade at Vanderbilt
Fumble Return _____	3	Demetrice Morley vs. Marshall

## OPPONENT TEAM

Points Scored _____	33	Georgia
Low _____	7	Marshall, Memphis
First Downs _____	28	LSU
Low _____	5	Memphis
Rushing Attempts _____	51	Air Force
Low _____	20	Memphis
Rushing Yards _____	281	Air Force
Low _____	42	Memphis
Rushing TDs _____	4	Air Force
Low _____	0	Florida, Memphis, Vanderbilt, Kentucky
Passes Attempted _____	42	California
Low _____	9	Air Force
Passes Completed _____	26	Kentucky
Low _____	7	Air Force
Had Intercepted _____	3	Georgia, South Carolina, LSU
Low _____	0	Air Force, Alabama, Arkansas, Kentucky
Passing Yards _____	282	Kentucky
Low _____	79	Memphis
Passing TDs _____	3	Florida, LSU
Low _____	0	Air Force, Marshall, Alabama
Total Offensive Plays _____	81	LSU
Low _____	37	Memphis
Total Offensive Yards _____	478	LSU
Low _____	121	Memphis
Fumbles _____	3	Marshall
Low _____	0	Five times
Fumbles Lost _____	1	Marshall, Georgia, LSU, Arkansas
Low _____	0	Eight times
Penalties _____	9	Florida, LSU
Low _____	3	Air Force, Kentucky
Penalty Yards _____	65	Florida, Arkansas
Low _____	18	South Carolina
QB Sacks by _____	4	Arkansas
Low _____	0	California, Air Force, Memphis, Alabama

## OPPONENT INDIVIDUAL

Rushing Attempts _____	30	Darren McFadden, Arkansas
Net Rushing Yards _____	181	Darren McFadden, Arkansas
Rushing TDs _____	2	By two
Pass Attempts _____	39	Andre' Woodson, Kentucky
Pass Completions _____	26	Andre' Woodson, Kentucky
Had Intercepted _____	3	By two
Pass Yards _____	282	Andre' Woodson, Kentucky
Pass TDs _____	3	Chris Leak, Florida, JaMarcus Russell, LSU
Total Offense Plays _____	43	By two
Total Offense Yards _____	318	JaMarcus Russell, LSU
Receptions _____	8	Early Doucet, LSU and Marcus Monk, Arkansas
Receiving Yards _____	137	Marcus Monk, Arkansas
Receiving TDs _____	2	By two
Points Scored _____	12	By four
Touchdowns _____	2	By four
Field Goals _____	2	By three
PATs _____	4	Colt David, LSU and Jeremy Davis, Arkansas
Punts _____	9	P.J. Fitzgerald, Alabama
Punt Average _____	52.0	Chris Jackson, LSU
Punt Returns _____	4	Brandon Jacobs, Florida
Punt Return Yards _____	93	Mikey Henderson, Georgia
Kickoff Returns _____	5	Thomas Brown, Georgia
Kickoff Return Yards _____	136	Thomas Brown, Georgia
Total Tackles _____	16	Quinton McCrary, Memphis
Primary Tackles _____	12	Brandon McDonald, Memphis
TFLs _____	3.5	Jamaal Anderson, Arkansas
Sacks _____	3	Jamaal Anderson, Arkansas
Interceptions _____	2	By two
Interception Return Yds _____	60	Simeon Castille, Alabama

## OPPONENT INDIVIDUAL LONG PLAYS

Rushing _____	43	Rafael Little, Kentucky
Passing _____	49	Bernard Morris to Hiram Moore, Marshall
Field Goal _____	50	Ryan Succop, South Carolina
Punt _____	73	Michael Gibson, Memphis
Punt Return _____	86	Mikey Henderson, Georgia (TD)
Kickoff Return _____	99	Thomas Brown, Georgia (TD)
Interception Return _____	60	Simeon Castille, Alabama
Fumble Return _____		

# 2006 Tennessee Football Statistics - Long Plays

## LONG PLAYS (20 YARDS OR LONGER)

### TENNESSEE (71)

GAME	RUSH (12)	PASS (41)	RETURNS (18)
CALIFORNIA	Arian Foster--20 Montario Hardesty--43 TD LaMarcus Coker--22	Erik Ainge-Robert Meachem--41, 42 TD, 80 TD Erik Ainge-Jayson Swain--50 TD	Antwan Stewart--22 INT
AIR FORCE		Erik Ainge-Robert Meachem--44, 20 Erik Ainge-Jayson Swain--24 Erik Ainge-Lucas Taylor--45 Erik Ainge-Austin Rogers--28	
FLORIDA		Erik Ainge-Robert Meachem--24 Lucas Taylor-LaMarcus Coker--48 TD Erik Ainge-Jayson Swain--29	Jonathan Wade--20 INT
MARSHALL	Montario Hardesty--20 TD LaMarcus Coker--89 TD, 23	Erik Ainge-Robert Meachem--24, 29 Erik Ainge-Jayson Swain--47 TD, 20 Erik Ainge-Bret Smith--22	
Memphis	LaMarcus Coker--21	Erik Ainge-Robert Meachem--43, 84 TD Erik Ainge-Jayson Swain--51 TD Erik Ainge-Josh Briscoe--23 Jonathan Crompton-Quintin Hancock--27	Lucas Taylor--25 KOR
Georgia		Erik Ainge-Robert Meachem--29 Erik Ainge-Bret Smith--21, 23	LaMarcus Coker--40 KOR, 32 KOR
ALABAMA	Arian Foster--24	Erik Ainge-Bret Smith--39 Erik Ainge-Robert Meachem--27	Jonathan Hefney--32 PR, 40 PR LaMarcus Coker--22 KOR, 23 KOR
South Carolina	Bret Smith--25	Erik Ainge-Jayson Swain--21 Erik Ainge-Montario Hardesty--22 Erik Ainge-Robert Meachem--62	Jonathan Hefney--65 PR Marsalous Johnson--21 KOR
LSU	Arian Foster--22	Jonathan Crompton-Robert Meachem 37 TD, 54 TD Jonathan Crompton-Brad Cottam--25	Jonathan Hefney--30 INT Demetrice Morley--31 INT TD
Arkansas		Jonathan Crompton-Robert Meachem 27 TD Jonathan Crompton-Bret Smith--39 TD	David Yancey--25 KOR
Vanderbilt	LaMarcus Coker--87 TD Montario Hardesty--23	Erik Ainge--Robert Meachem--21 Erik Ainge-Jayson Swain--29 Erik Ainge-Bret Smith--20 Erik Ainge-Brad Cottam--45	David Yancey--20 KOR Marsalous Johnson--20 KOR Jonathan Hefney--29 INT Jonathan Wade--39
KENTUCKY		Erik Ainge-Robert Meachem--30, 33	

### OPPONENT (66)

GAME	RUSH (15)	PASS (34)	RETURNS (17)
CALIFORNIA	Marshawn Lynch--22	Nate Longshore-Robert Jordan--31 Joe Ayoob-Lavelle Hawkins--25 Joe Ayoob-Eric Beegun--28 Joe Ayoob-DeSean Jackson--40 TD, 22 Joe Ayoob-Marcus O'Keith--27	Marshawn Lynch--26 KOR Brandon Hampton--30 INT Marcus O'Keith--27 KOR
AIR FORCE	Chad Hill--21 Ryan Williams--28 Chad Smith--31	Shaun Carney-Beau Suder--35 Shaun Carney-Justin Handley--24 Shaun Carney-Spencer Armstrong--24	Jim Ollis--27 KOR
FLORIDA	DeShawn Wynn--26	Chris Leak-Jemalle Cornelius--21 TD Chris Leak-Andre Caldwell--25 Chris Leak-Cornelius Ingram--38 Chris Leak-Dallas Baker--21 TD	Brandon James--35 PR, 22 PR
MARSHALL	Bernard Morris--22	Bernard Morris-Hiram Moore--49	Emmanuel Spann--24 KOR, 34 KOR
Memphis		Martin Hankins-Duke Calhoun--21 TD	Antonio McCoy--31 KOR Michael Grandberry--27 KOR
Georgia	Kregg Lumpkin--22, 26 Thomas Brown--24	Joe Tereshinski-Mohamed Massaquoi--33 Joe Tereshinski-A.J. Bryant--46 Joe Tereshinski-Brannan Southerland--27	Mikey Henderson--86 PR TD Thomas Brown--99 KOR TD
ALABAMA	Jimmy Johns--26	John Parker Wilson-D.J. Hall--40	Simeon Castille--60 INT Lionel Mitchell--30 INT
South Carolina		Syvelle Newton-Sidney Rice--29 Syvelle Newton-Freddie Brown--21 Syvelle Newton-Kenny McKinley-33 Syvelle Newton-Cory Boyd--30	
LSU	JaMarcus Russell--34, 23	JaMarcus Russell-Dwayne Bowe--25, 36 JaMarcus Russell-Buster Davis--23 TD	Jared Mitchell--20 KOR
Arkansas	Felix Jones--29 Darren McFadden--37	Casey Dick-Marcus Monk--32, 35	
Vanderbilt		Chris Nickson-George Smith--31 Chris Nickson-Earl Bennett--20 Chris Nickson-Cassen Jackson-Garrison--26	Sean Walker--28 KOR, 37 KOR
KENTUCKY	Rafael Little--43	Andre' Woodson-Jacob Tamme--29, 38 Andre' Woodson-Dicky Lyons Jr.--41	

# 2006 Tennessee Football Statistics - Drive Chart

CALIFORNIA					
No.	Start	Plays	Yards	Time	End
1	T12	4	48	1:12	Punt
2	T35	10	65	4:33	Touchdown
3	T26	3	9	1:11	Punt
4	T17	9	43	3:40	Interception
5	T44	5	56	1:49	Touchdown
6*	T20	2	80	0:32	Touchdown
7	T28	3	72	1:03	Touchdown
8	C43	1	43	0:26	Touchdown
9	T26	4	18	2:09	Fumble
10	T35	3	8	2:13	Punt
11	T19	3	4	2:11	Punt
12	T47	6	17	3:56	Punt
13	C45	8	42	4:21	Downs
14	C48	0	0	0:05	End of Game

AIR FORCE					
No.	Start	Plays	Yards	Time	End
1	T13	7	69	2:22	Field Goal
2	T26	16	74	7:39	Touchdown
3	T25	8	75	2:08	Touchdown
4*	T01	11	99	5:39	Touchdown
5	T27	12	73	6:14	Touchdown
6	T38	6	38	3:24	Interception
7	A43	2	-16	1:27	End of Game

FLORIDA					
No.	Start	Plays	Yards	Time	End
1	T21	1	0	0:33	Interception
2	T06	6	18	2:06	Punt
3	T35	3	-10	1:14	Punt
4	F49	6	30	2:11	Field Goal
5	T36	4	64	1:54	Touchdown
6	F40	3	-9	1:30	Punt
7	T30	2	-5	1:08	End of Half
8*	T39	8	61	3:06	Touchdown
9	T11	3	2	1:48	Punt
10	T23	12	43	5:17	Field Goal
11	T24	10	31	3:39	Interception

MARSHALL					
No.	Start	Plays	Yards	Time	End
1	T19	10	56	4:46	Missed FG
2	T28	6	72	3:02	Touchdown
3	T10	8	36	3:52	Punt
4	T41	6	59	2:27	Touchdown
5	T16	4	13	0:59	Punt
6*	T29	4	10	2:19	Punt
7	T36	2	16	0:30	Interception
8	T11	1	89	0:27	Touchdown
9	T48	5	20	3:02	Field Goal
10	T39	7	61	3:45	Touchdown

MEMPHIS					
No.	Start	Plays	Yards	Time	End
1	T23	13	66	5:12	Field Goal
2	T03	17	07	7:54	Touchdown
3	T25	6	23	2:17	Fumble
4	T01	9	67	2:35	Field Goal
5*	T32	5	68	2:43	Touchdown
6	T03	6	97	2:15	Touchdown
7	T45	12	54	5:30	Downs
8	M36	4	36	1:50	Touchdown
9	T43	7	57	3:30	Touchdown
10	T31	1	-10	0:43	Fumble
11	T23	3	7	2:53	Punt

GEORGIA					
No.	Start	Plays	Yards	Time	End
1	T08	3	3	1:31	Punt
2	T40	9	60	4:22	Touchdown
3	T22	5	11	2:30	Punt
4	T19	5	12	3:45	Punt
5	T35	11	65	4:00	Touchdown
6*	G19	5	19	2:06	Touchdown
7	T08	11	72	3:48	Field Goal
8	G36	4	36	1:13	Touchdown
9	T45	8	55	4:19	Touchdown
10	G44	9	44	4:10	Touchdown
11	T37	3	9	1:59	End of Game

ALABAMA					
No.	Start	Plays	Yards	Time	End
1	A36	4	7	1:46	Missed FG
2	T26	3	0	1:31	Punt
3	T26	6	53	2:05	Interception
4	T26	11	64	4:57	Field Goal
5	T41	3	18	0:57	Interception
6	T14	6	43	1:29	Interception
7*	T12	3	7	2:19	Punt
8	A34	4	5	1:04	Field Goal
9	T38	7	31	2:55	Downs
10	T23	5	19	2:07	Punt
11	A43	7	33	3:18	Field Goal
12	T30	9	70	3:12	Touchdown
13	T49	3	-1	0:42	Punt

SOUTH CAROLINA					
No.	Start	Plays	Yards	Time	End
1	T20	10	80	4:47	Touchdown
2	T20	8	37	5:33	Punt
3	T21	6	27	3:36	Punt
4*	T35	3	-13	2:27	Punt
5	T33	4	9	0:58	Punt
6	T21	13	79	6:00	Touchdown
7	S05	1	5	0:21	Touchdown
8	T32	5	64	3:27	Field Goal
9	S45	3	5	1:18	Punt

LSU					
No.	Start	Plays	Yards	Time	End
1	T20	3	0	1:25	Punt
2	T35	3	0	0:48	Punt
3	T41	3	-5	1:53	Punt
4	T20	9	29	4:37	Punt
5	T20	8	80	2:20	Touchdown
6	T38	8	54	1:13	Field Goal
7*	T20	3	8	2:00	Punt
8	T19	9	52	2:53	Missed FG
9	T27	3	-2	0:43	Interception
10	T46	1	54	0:24	Touchdown
11	T36	2	2	0:05	End of Game

ARKANSAS					
No.	Start	Plays	Yards	Time	End
1	T12	3	4	1:19	Punt
2	T20	3	-5	2:22	Punt
3	T15	8	40	3:09	Punt
4	T41	3	-6	1:13	Punt
5	T20	7	80	2:46	Touchdown
6	T26	3	7	1:52	Punt
7	T20	5	7	2:46	End of Half
8*	T02	6	25	3:35	Punt
9	T19	5	9	2:08	Punt
10	T16	4	11	1:55	Interception
11	T20	5	11	2:07	Punt
12	T08	7	92	2:23	Touchdown
13	T48	4	32	0:30	End of Game

VANDERBILT					
No.	Start	Plays	Yards	Time	End
1	T29	8	45	3:04	Field Goal
2	T42	10	48	4:15	Field Goal
3	T14	4	19	2:38	Punt
4	T20	6	80	2:19	Touchdown
5	V44	10	44	3:27	Touchdown
6*	T34	7	61	3:18	Field Goal
7	T13	1	87	0:28	Touchdown
8	T37	5	20	2:50	Fumble
9	V17	1	17	0:16	Touchdown
10	V12	4	(-12)	1:23	Field Goal
11	T22	3	(-1)	1:18	Punt
12	T20	1	0	0:55	End of Game

KENTUCKY					
No.	Start	Plays	Yards	Time	End
1	T24	14	69	4:48	Field Goal
2	T35	6	65	2:14	Touchdown
3	T10	13	71	4:23	Missed FG
4	T25	0	0	0:12	End of Half
5*	T30	8	24	4:04	Punt
6	T20	15	80	7:24	Touchdown
7	T29	7	15	2:55	Punt
8	T06	6	23	3:04	End of Game

\* - First drive of second half

AVG. STARTING FIELD POSITION				
	Drives	Yd. Line	Avg.	IN20
Tennessee	130	4,016	30.9	30
Opponents	133	3,413	25.7	34

# 2006 TENNESSEE VOLUNTEERS CAREER STATISTICS

## 10 ERIK AINGE

### CAREER PASSING STATISTICS

YEAR	G	ATT- COMP	INT/ TD	PCT	PASS YDS	AVG. GAME	QB RATE	TOT OFF	AVG. GAME	HI PASS YARDS
2004	9	198-109	9/17	55.1	1,452	161.3	135.89	1,423	158.1	231-MISS
2005	8	145-66	7/5	45.5	737	92.1	89.94	673	84.1	221-UK
2006	11	311-208	8/19	66.9	2,722	247.5	155.42	2,634	239.5	333-AF
<b>Totals</b>	<b>28</b>	<b>654-383</b>	<b>24/41</b>	<b>58.6</b>	<b>4,911</b>	<b>175.4</b>	<b>134.99</b>	<b>4,730</b>	<b>168.9</b>	<b>333-AF</b>

### CAREER RUSHING STATISTICS

YEAR	G	ATT	NET YARDS	AVG ATT.	AVG GAME	TD	LONG	HIGH YARDS
2004	9	16	-29	-1.8	-3.2	0	9-ND	3-AUB1
2005	8	24	-64	-2.7	-8.0	0	13-ND	-5-UF
2006	11	24	-88	-3.8	-8.0	1	5-SC	2-ALA
<b>Totals</b>	<b>28</b>	<b>64</b>	<b>-181</b>	<b>-2.8</b>	<b>-6.5</b>	<b>1</b>	<b>13-ND</b>	<b>3-AUB1</b>

## 45 CORY ANDERSON

### CAREER RUSHING STATISTICS

YEAR	G	ATT	NET YARDS	AVG ATT.	AVG GAME	TD	LONG	HIGH YARDS
2003	6	0	0	0.0	0.0	0	--	--
2004	13	5	53	10.6	4.1	1	22-UK	22-UK
2005	11	7	20	2.9	1.8	0	11-VU	11-VU
2006	12	1	1	1.0	0.1	0	1-AF	1-AF
<b>Totals</b>	<b>42</b>	<b>13</b>	<b>74</b>	<b>5.7</b>	<b>1.8</b>	<b>1</b>	<b>22-UK</b>	<b>22-UK</b>

### CAREER RECEIVING STATISTICS

YEAR	G	REC	YARDS	AVG REC	AVG GAME	TD	LONG	HIGH YARDS
2003	6	0	0	0.0	0.0	0	--	--
2004	13	17	157	9.2	12.1	2	18-2x	40-VU
2005	11	14	147	10.5	13.4	0	21-MEM	42-MEM
2006	12	3	11	3.7	0.9	0	5-AF	5-AF
<b>Totals</b>	<b>42</b>	<b>34</b>	<b>315</b>	<b>9.3</b>	<b>7.5</b>	<b>2</b>	<b>21-MEM</b>	<b>42-MEM</b>

## 91 ROBERT AYERS

### CAREER DEFENSIVE STATISTICS

YEAR	G	UT	AT	TT	SACKS/ YDS	TFL/ YDS	FF	FR	PBU	INT/ YDS	HIGH TKLE
2005	9	3	2	5	1/6	1/6	0	0	0	0/0	4-MEM
2006	12	17	6	23	1/7	3/15	0	0	1	0/0	3-2x
<b>Totals</b>	<b>21</b>	<b>20</b>	<b>8</b>	<b>28</b>	<b>2/13</b>	<b>4/21</b>	<b>0</b>	<b>0</b>	<b>1</b>	<b>0/0</b>	<b>4-MEM</b>

## 98 DEMONTE' BOLDEN

### CAREER DEFENSIVE STATISTICS

YEAR	G	UT	AT	TT	SACKS/ YDS	TFL/ YDS	FF	FR	PBU	INT/ YDS	HIGH TKLE
2006	11	15	4	19	1/7	4/16	0	0	0	0/0	4-LSU

## 81 JOSH BRISCOE

### CAREER RECEIVING STATISTICS

YEAR	G	REC	YARDS	AVG REC	AVG GAME	TD	LONG	HIGH YARDS
2005	10	4	80	20.0	8.0	1	39-MEM	39-MEM
2006	12	4	45	11.3	3.8	0	12-ALA	22-ALA
<b>Totals</b>	<b>22</b>	<b>8</b>	<b>125</b>	<b>15.6</b>	<b>5.7</b>	<b>1</b>	<b>39-MEM</b>	<b>39-MEM</b>

Briscoe has one career rush for 11 net yards (at Memphis in 2006).

## 28 CHRIS BROWN

### CAREER RECEIVING STATISTICS

YEAR	G	REC	YARDS	AVG REC	AVG GAME	TD	LONG	HIGH YARDS
2004	12	6	74	12.3	6.2	1	20-SC	20-SC
2005	11	14	141	10.1	12.8	0	18-UA	25-2x
2006	12	24	173	7.2	14.4	1	19-CAL	31-CAL
<b>Totals</b>	<b>35</b>	<b>44</b>	<b>388</b>	<b>8.8</b>	<b>11.1</b>	<b>2</b>	<b>20-SC</b>	<b>31-CAL</b>

## 94 WES BROWN

### CAREER DEFENSIVE STATISTICS

YEAR	G	UT	AT	TT	SACKS/ YDS	TFL/ YDS	FF	FR	PBU	INT/ YDS	HIGH TKLE
2006	12	9	6	15	0/0	2/4	0	0	0	0/0	3-ARK

## 22 LaMARCUS COKER

### CAREER RUSHING STATISTICS

YEAR	G	ATT	NET YARDS	AVG ATT.	AVG GAME	TD	LONG	HIGH YARDS
2006	10	103	660	6.4	66.0	4	89-MAR	146-MAR

### CAREER RECEIVING STATISTICS

YEAR	G	REC	YARDS	AVG REC	AVG GAME	TD	LONG	HIGH YARDS
2006	10	10	133	13.3	13.3	1	48-FLA	51-UK

### CAREER KICKOFF RETURN STATISTICS

YEAR	G	NO	YARDS	AVG RET	AVG GAME	TD	LONG	HIGH YARDS
2006	10	8	159	19.9	15.9	0	40-UGA	93-UGA

## 47 BRITTON COLQUITT

### CAREER PUNTING STATISTICS

YEAR	G	PUNT	YARDS	AVG	TB	FC	I20	50+	BLK	LONG
2005	11	59	2,431	41.2	6	15	19	9	0	64-ND
2006	11	41	1,846	45.0	4	7	16	11	0	63-MAR
<b>Totals</b>	<b>22</b>	<b>100</b>	<b>4,277</b>	<b>42.8</b>	<b>10</b>	<b>22</b>	<b>35</b>	<b>20</b>	<b>0</b>	<b>64-ND</b>

## 86 BRAD COTTAM

### CAREER RECEIVING STATISTICS

YEAR	G	REC	YARDS	AVG REC	AVG GAME	TD	LONG	HIGH YARDS
2004	13	2	34	17.0	2.6	0	18-UNLV	18-UNLV
2005	11	0	0	0.0	0.0	0	--	--
2006	12	13	157	12.1	13.1	0	45-VU	53-VU
<b>Totals</b>	<b>36</b>	<b>15</b>	<b>191</b>	<b>12.7</b>	<b>5.3</b>	<b>0</b>	<b>45-VU</b>	<b>53-VU</b>

## 8 JONATHAN CROMPTON

### CAREER PASSING STATISTICS

YEAR	G	ATT- COMP	INT/ TD	PCT	PASS YDS	AVG. GAME	QB RATE	TOT OFF	AVG. GAME	HI PASS YARDS
2006	7	66-31	2/4	47.0	401	57.3	111.95	419	59.9	183-LSU

### CAREER RUSHING STATISTICS

YEAR	G	ATT	NET YARDS	AVG ATT.	AVG GAME	TD	LONG	HIGH YARDS
2006	7	16	18	1.1	2.6	0	11-LSU	22-LSU

## 34 DORIAN DAVIS

### CAREER DEFENSIVE STATISTICS

YEAR	G	UT	AT	TT	SACKS/ YDS	TFL/ YDS	FF	FR	PBU	INT/ YDS	HIGH TKLE
2006	11	3	1	4	0/0	0/0	0	0	0	0/0	1-4x

## 36 ROSHAUN FELLOWS

### CAREER DEFENSIVE STATISTICS

YEAR	G	UT	AT	TT	SACKS/ YDS	TFL/ YDS	FF	FR	PBU	INT/ YDS	HIGH TKLE
2004	12	27	12	39	0/0	2/5	0	0	11	3/8	7-LT
2005	11	13	8	21	0/0	0/0	0	0	3	0/0	7-UK
<b>Totals</b>	<b>23</b>	<b>40</b>	<b>20</b>	<b>60</b>	<b>0/0</b>	<b>2/5</b>	<b>0</b>	<b>0</b>	<b>14</b>	<b>3/8</b>	<b>7-2x</b>

## 95 WALTER FISHER

### CAREER DEFENSIVE STATISTICS

YEAR	G	UT	AT	TT	SACKS/ YDS	TFL/ YDS	FF	FR	PBU	INT/ YDS	HIGH TKLE
2006	8	7	1	8	0/0	2/2	0	0	0	0/0	3-ARK

## 27 ARIAN FOSTER

### CAREER RUSHING STATISTICS

YEAR	G	ATT	NET YARDS	AVG ATT.	AVG GAME	TD	LONG	HIGH YARDS
2005	11	183	879	4.8	79.9	5	66-VU	223-VU
2006	10	79	257	3.3	25.7	5	24-ALA	69-CAL
<b>Totals</b>	<b>21</b>	<b>262</b>	<b>1,136</b>	<b>4.3</b>	<b>54.1</b>	<b>10</b>	<b>66-VU</b>	<b>223-VU</b>

### CAREER RECEIVING STATISTICS

YEAR	G	REC	YARDS	AVG REC	AVG GAME	TD	LONG	HIGH YARDS
2005	11	14	148	10.6	13.5	0	39-UK	45-VU
2006	10	10	75	7.5	7.5	0	15-ALA	42-ALA
<b>Totals</b>	<b>21</b>	<b>24</b>	<b>223</b>	<b>9.3</b>	<b>10.6</b>	<b>0</b>	<b>39-UK</b>	<b>45-VU</b>

Foster has four career kickoff returns for 57 net yards (his career-long was a 20-yard return vs. Mississippi in 2005).

# 2006 TENNESSEE VOLUNTEERS CAREER STATISTICS

## 37 ANTONIO GAINES

### CAREER DEFENSIVE STATISTICS

YEAR	G	UT	AT	TT	SACKS/		TFL/	FF	FR	PBU	INT/	HIGH
					YDS	YDS	YDS				YDS	TKLE
2004	7	2	0	2	0/0	0/0	0	0	0	0	0/0	1-2x
2005	6	1	0	1	0/0	0/0	0	0	0	0	0/0	1-ALA
2006	11	4	3	7	0/0	0/0	0	0	1	0/0	0/0	3-ALA
<b>Totals</b>	<b>24</b>	<b>7</b>	<b>3</b>	<b>10</b>	<b>0/0</b>	<b>0/0</b>	<b>0</b>	<b>0</b>	<b>1</b>	<b>0/0</b>	<b>0/0</b>	<b>3-ALA</b>

## 14 BEN GREENE

### CAREER DEFENSIVE STATISTICS

YEAR	G	UT	AT	TT	SACKS/		TFL/	FF	FR	PBU	INT/	HIGH
					YDS	YDS	YDS				YDS	TKLE
2004	8	2	0	2	0/0	0/0	0	0	0	0	0/0	1-2x
2005	7	5	0	5	0/0	0/0	0	0	0	0	0/0	2-2x
2006	12	6	1	7	0/0	0/0	0	0	0	0	0/0	2-UGA
<b>Totals</b>	<b>27</b>	<b>13</b>	<b>1</b>	<b>14</b>	<b>0/0</b>	<b>0/0</b>	<b>0</b>	<b>0</b>	<b>0</b>	<b>0</b>	<b>0/0</b>	<b>2-3x</b>

## 87 QUINTIN HANCOCK

### CAREER RECEIVING STATISTICS

YEAR	G	REC	YARDS	AVG	AVG	TD	LONG	HIGH
				REC	GAME			YARDS
2006	5	2	29	14.5	5.8	0	27-MEM	27-MEM

## 2 MONTARIO HARDESTY

### CAREER RUSHING STATISTICS

YEAR	G	ATT	NET	AVG	AVG	TD	LONG	HIGH
			YARDS	ATT.	GAME			YARDS
2005	2	6	18	3.0	9.0	0	11-MISS	14-MISS
2006	12	104	382	3.7	31.8	4	43-CAL	72-AF
<b>Totals</b>	<b>14</b>	<b>110</b>	<b>400</b>	<b>3.6</b>	<b>28.6</b>	<b>4</b>	<b>43-CAL</b>	<b>72-AF</b>

### CAREER RECEIVING STATISTICS

YEAR	G	REC	YARDS	AVG	AVG	TD	LONG	HIGH
				REC	GAME			YARDS
2005	2	0	0	--	0.0	0	--	--
2006	12	6	54	9.0	4.5	0	22-SC	22-SC
<b>Totals</b>	<b>14</b>	<b>6</b>	<b>54</b>	<b>9.0</b>	<b>3.9</b>	<b>0</b>	<b>22-SC</b>	<b>22-SC</b>

## 92 JUSTIN HARRELL

### CAREER DEFENSIVE STATISTICS

YEAR	G	UT	AT	TT	SACKS/		TFL/	FF	FR	PBU	INT/	HIGH
					YDS	YDS	YDS				YDS	TKLE
2003	8	5	5	10	0/0	1/4	0	0	1	0/0	0/0	3-DUKE
2004	13	17	9	26	1.5/22	4.5/36	2	2	4	0/0	0/0	4-SC
2005	11	21	18	39	2.5/10	7.5/16	1	0	3	2/36	0/0	8-UF
2006	3	3	4	7	0/0	1/1	0	0	0	0/0	0/0	3-UF
<b>Totals</b>	<b>35</b>	<b>46</b>	<b>36</b>	<b>82</b>	<b>4/32</b>	<b>14/57</b>	<b>3</b>	<b>2</b>	<b>8</b>	<b>2/36</b>	<b>0/0</b>	<b>8-UF</b>

## 33 JONATHAN HEFNEY

### CAREER DEFENSIVE STATISTICS

YEAR	G	UT	AT	TT	SACKS/		TFL/	FF	FR	PBU	INT/	HIGH
					YDS	YDS	YDS				YDS	TKLE
2004	13	53	12	65	0.5/12	2.5/17	0	0	10	1/1	1/1	8-2x
2005	11	45	20	65	0/0	3.5/3	0	0	3	3/63	0/0	14-UGA
2006	12	66	27	93	0/0	3/6	0	1	3	5/75	0/0	17-AF
<b>Totals</b>	<b>36</b>	<b>164</b>	<b>59</b>	<b>223</b>	<b>0.5/12</b>	<b>9/26</b>	<b>0</b>	<b>1</b>	<b>16</b>	<b>9/139</b>	<b>0/0</b>	<b>17-AF</b>

### CAREER PUNT RETURN STATISTICS

YEAR	G	NO	YARDS	AVG	AVG	TD	LONG	HIGH
				RET	GAME			YARDS
2004	13	23	115	5.0	8.8	0	27-UNLV	41-UGA
2005	11	13	149	11.5	13.5	0	43-VU	76-VU
2006	12	16	204	12.8	17.0	0	65-SC	104-ALA
<b>Totals</b>	<b>36</b>	<b>52</b>	<b>468</b>	<b>9.0</b>	<b>13.0</b>	<b>0</b>	<b>65-SC</b>	<b>104-ALA</b>

### CAREER KICKOFF RETURN STATISTICS

YEAR	G	NO	YARDS	AVG	AVG	TD	LONG	HIGH
				RET	GAME			YARDS
2004	13	5	91	18.2	7.0	0	27-VU	49-UK
2005	11	0	0	--	0.0	0	--	--
2006	12	2	32	16.0	2.7	0	17-MAR	32-MAR
<b>Totals</b>	<b>36</b>	<b>7</b>	<b>123</b>	<b>17.6</b>	<b>3.4</b>	<b>0</b>	<b>27-VU</b>	<b>49-UK</b>

## 30 DAVID HOLBERT

### CAREER RUSHING STATISTICS

YEAR	G	ATT	NET	AVG	AVG	TD	LONG	HIGH
			YARDS	ATT.	GAME			YARDS
2004	12	3	4	1.3	0.3	0	4-TAMU	3-TAMU
2005	11	0	0	--	0.0	0	--	--
2006	11	1	0	0.0	0.0	0	--	--
<b>Totals</b>	<b>34</b>	<b>4</b>	<b>4</b>	<b>1.0</b>	<b>0.1</b>	<b>0</b>	<b>4-TAMU</b>	<b>3-TAMU</b>

### CAREER RECEIVING STATISTICS

YEAR	G	REC	YARDS	AVG	AVG	TD	LONG	HIGH
				REC	GAME			YARDS
2004	12	3	31	10.3	2.6	1	21-SC	21-SC
2005	11	2	30	15.0	2.7	0	26-SC	26-SC
2006	11	2	5	2.5	2.2	0	5-UK	5-UK
<b>Totals</b>	<b>34</b>	<b>7</b>	<b>66</b>	<b>9.4</b>	<b>1.9</b>	<b>1</b>	<b>26-SC</b>	<b>26-SC</b>

Holbert has one career kickoff return for four yards (vs. Marshall in 2006).

## 41 JARED HOSTETTER

### CAREER DEFENSIVE STATISTICS

YEAR	G	UT	AT	TT	SACKS/		TFL/	FF	FR	PBU	INT/	HIGH
					YDS	YDS	YDS				YDS	TKLE
2004	3	0	1	1	0/0	0/0	0	0	0	0	0/0	1-AUB2
2005	Squad Member											
2006	1	0	0	0	0/0	0/0	0	0	0	0	0/0	--
<b>Totals</b>	<b>4</b>	<b>0</b>	<b>1</b>	<b>1</b>	<b>0/0</b>	<b>0/0</b>	<b>0</b>	<b>0</b>	<b>0</b>	<b>0</b>	<b>0/0</b>	<b>1-AUB2</b>

## 29 INQUORIS 'INKY' JOHNSON

### CAREER DEFENSIVE STATISTICS

YEAR	G	UT	AT	TT	SACKS/		TFL/	FF	FR	PBU	INT/	HIGH
					YDS	YDS	YDS				YDS	TKLE
2004	10	1	0	1	0/0	0/0	0	0	1	0/0	0/0	1-LT
2005	11	24	6	30	1/9	2.5/19	1	1	8	0/0	0/0	7-2x
2006	2	8	2	10	0/0	1/1	0	0	1	1/10	1/10	6-CAL
<b>Totals</b>	<b>23</b>	<b>33</b>	<b>8</b>	<b>41</b>	<b>1/9</b>	<b>3.5/20</b>	<b>1</b>	<b>1</b>	<b>10</b>	<b>1/10</b>	<b>1/10</b>	<b>7-2x</b>

### CAREER KICKOFF RETURN STATISTICS

YEAR	G	NO	YARDS	AVG	AVG	TD	LONG	HIGH
				RET	GAME			YARDS
2004	10	0	0	--	0.0	0	--	--
2005	11	5	72	14.4	6.5	0	17-UAB	34-UAB
2006	2	0	0	--	0.0	0	--	--
<b>Totals</b>	<b>23</b>	<b>5</b>	<b>72</b>	<b>14.4</b>	<b>3.1</b>	<b>0</b>	<b>17-UAB</b>	<b>34-UAB</b>

## 31 MARSALOUS JOHNSON

### CAREER DEFENSIVE STATISTICS

YEAR	G	UT	AT	TT	SACKS/		TFL/	FF	FR	PBU	INT/	HIGH
					YDS	YDS	YDS				YDS	TKLE
2006	7	2	0	2	0/0	0/0	0	0	0	0/0	0/0	1-2x

### CAREER KICKOFF RETURN STATISTICS

YEAR	G	NO	YARDS	AVG	AVG	TD	LONG	HIGH
				RET	GAME			YARDS
2006	7	5	83	16.6	11.9	0	21-SC	40-SC

## 39 RYAN KARL

### CAREER DEFENSIVE STATISTICS

YEAR	G	UT	AT	TT	SACKS/		TFL/	FF	FR	PBU	INT/	HIGH
					YDS	YDS	YDS				YDS	TKLE
2004	11	5	1	6	0/0	0/0	0	0	0	0	1/36	3-SC
2005	11	10	3	13	0/0	0/0	0	2	1	0/0	0/0	4-UK
2006	12	47	15	62	1/6	9/33	0	1	4	0/0	0/0	9-CAL
<b>Totals</b>	<b>34</b>	<b>62</b>	<b>19</b>	<b>81</b>	<b>1/6</b>	<b>9/33</b>	<b>0</b>	<b>3</b>	<b>5</b>	<b>1/36</b>	<b>0/0</b>	<b>9-CAL</b>

## 23 RICARDO KEMP

### CAREER DEFENSIVE STATISTICS

YEAR	G	UT	AT	TT	SACKS/		TFL/	FF	FR	PBU	INT/	HIGH
					YDS	YDS	YDS				YDS	TKLE
2006	12	8	3	11	0/0	0.5/1	0	0	1	0/0	0/0	7-SC

## 99 J.T. MAPU

### CAREER DEFENSIVE STATISTICS

YEAR	G	UT	AT	TT	SACKS/		TFL/	FF	FR	PBU	INT/	HIGH
					YDS	YDS	YDS				YDS	TKLE
2002	12	4	5	9	0/0	0/0	0	0	0	0	0/0	3-2x
2003	12	15	11	26	2/11	4.5/17	1	1	0	0/0	0/0	9-ALA
2006	12	4	4	8	0/0	0.5/0	0	0	0	0/0	0/0	2-ALA
<b>Totals</b>	<b>36</b>	<b>23</b>	<b>20</b>	<b>43</b>	<b>2/11</b>	<b>5/17</b>	<b>1</b>	<b>1</b>	<b>0</b>	<b>0/0</b>	<b>0/0</b>	<b>9-ALA</b>

# 2006 TENNESSEE VOLUNTEERS CAREER STATISTICS

## 46 ANDRE MATHIS

### CAREER DEFENSIVE STATISTICS

YEAR	G	UT	AT	TT	SACKS/		TFL/		FF	FR	PBU	INT/ YDS	HIGH TKLE
					YDS	YDS	YDS	YDS					
2006	7	2	0	2	0/0	0/0	0	0	0	0	0	0/0	1-2x

## 7 JEROD MAYO

### CAREER DEFENSIVE STATISTICS

YEAR	G	UT	AT	TT	SACKS/		TFL/		FF	FR	PBU	INT/ YDS	HIGH TKLE
					YDS	YDS	YDS	YDS					
2005	6	10	3	13	0/0	0/0	0	0	0	0	0/0	6-UAB	
2006	11	52	30	82	5/40	12.5/51	0	1	1	1	0/0	12-3x	
Totals	17	62	33	95	5/40	12.5/51	0	1	1	1	0/0	12-3x	

## 90 TURK McBRIDE

### CAREER DEFENSIVE STATISTICS

YEAR	G	UT	AT	TT	SACKS/		TFL/		FF	FR	PBU	INT/ YDS	HIGH TKLE
					YDS	YDS	YDS	YDS					
2003	8	0	1	1	0/0	0/0	0	0	0	1	0/0	1-VU	
2004	13	22	14	36	3/13	8/24	2	2	1	1	0/0	9-AUB1	
2005	9	9	7	16	2.5/21	3.5/22	0	0	0	0	0/0	5-UAB	
2006	12	43	21	64	1/8	7.5/22	1	0	1	0	0/0	10-UF	
Totals	42	74	43	117	6.5/42	19/68	3	2	3	3	0/0	10-UF	

## 5 RICO McCOY

### CAREER DEFENSIVE STATISTICS

YEAR	G	UT	AT	TT	SACKS/		TFL/		FF	FR	PBU	INT/ YDS	HIGH TKLE
					YDS	YDS	YDS	YDS					
2006	12	27	9	36	0/0	3/5	1	0	1	0	0/0	9-UK	

## 68 MATT McGLOTHLIN

### CAREER DEFENSIVE STATISTICS

YEAR	G	UT	AT	TT	SACKS/		TFL/		FF	FR	PBU	INT/ YDS	HIGH TKLE
					YDS	YDS	YDS	YDS					
2003	13	3	4	7	0/0	0/0	0	0	0	0	0/0	2-MSU	
2005	10	0	5	5	0/0	0.5/1	0	0	0	0	0/0	2-LSU	
2006	12	6	8	14	0/0	0/0	0	0	0	0	0/0	3-2x	
Totals	35	9	17	26	0/0	0.5/1	0	0	0	0	0/0	3-2x	

## 3 ROBERT MEACHEM

### CAREER RECEIVING STATISTICS

YEAR	G	REC	YARDS	AVG		TD	LONG	HIGH YARDS
				REC	GAME			
2004	13	25	459	18.4	35.3	4	53-KY	145-UK
2005	11	29	383	13.2	34.8	2	50-KY	70-UK
2006	12	67	1,265	18.9	105.4	11	84-MEM	182-CAL
Totals	36	121	2,107	17.4	58.5	17	84-MEM	182-CAL

Meachem has six career rushing attempts for 9 net yards (his career-long was a nine-yard rush vs. California in 2006).

Meachem has three career kickoff returns for 57 yards (his career-long was a 26-yard return at Notre Dame in 2005).

Meachem has one career punt return for 12 yards at South Carolina in 2006.

## 40 MARVIN MITCHELL

### CAREER DEFENSIVE STATISTICS

YEAR	G	UT	AT	TT	SACKS/		TFL/		FF	FR	PBU	INT/ YDS	HIGH TKLE
					YDS	YDS	YDS	YDS					
2002	4	7	1	8	0/0	1/1	0	0	0	0	0/0	4-MIA	
2003	12	16	4	20	0/0	1.5/4	0	0	1	1	1/0	4-2x	
2004												Redshirt	
2005	10	20	2	22	0/0	3/6	1	0	0	0	0/0	5-UK	
2006	12	66	26	92	1/4	9.5/20	2	0	3	3	1/17	15-UF	
Totals	38	109	33	142	1/4	15/31	3	0	4	4	2/17	15-UF	

Mitchell has one blocked kick in his career (a blocked punt vs. South Carolina in 2003).

## 93 XAVIER MITCHELL

### CAREER DEFENSIVE STATISTICS

YEAR	G	UT	AT	TT	SACKS/		TFL/		FF	FR	PBU	INT/ YDS	HIGH TKLE
					YDS	YDS	YDS	YDS					
2004	12	3	1	4	1/2	1/2	0	0	0	0	0/0	1-4x	
2005	8	4	7	11	1.5/14	2/16	0	0	1	0	0/0	2-5x	
2006	12	23	14	37	4/34	8/43	1	0	3	0	0/0	8-UF	
Totals	32	30	22	52	6.5/50	11/61	1	0	4	0	0/0	8-UF	

Though the tackle is not reflected in the official stats, Mitchell made a solo stop on an Air Force 2-point conversion attempt in 2006. The play could have given Air Force a 32-31 lead with 1:35 remaining in the fourth quarter.

## 20 DEMETRICE MORLEY

### CAREER DEFENSIVE STATISTICS

YEAR	G	UT	AT	TT	SACKS/		TFL/		FF	FR	PBU	INT/ YDS	HIGH TKLE
					YDS	YDS	YDS	YDS					
2005	11	15	0	15	0/0	1/2	0	0	0	2	1/0	5-UGA	
2006	12	39	6	45	1/6	7/25	0	1	5	5	2/41	9-MAR	
Totals	23	54	6	60	1/6	8/27	0	1	7	7	3/41	9-MAR	

### CAREER KICK RETURN STATISTICS

YEAR	G	NO	YARDS	AVG		TD	LONG	HIGH YARDS
				RET	GAME			
2005	11	4	72	18.0	6.5	0	30-ND	45-ND
2006	12	1	13	13.0	1.1	0	13-AF	13-AF
Totals	23	5	85	17.0	3.7	0	30-ND	45-ND

## 48 ADAM MYERS-WHITE

### CAREER DEFENSIVE STATISTICS

YEAR	G	UT	AT	TT	SACKS/		TFL/		FF	FR	PBU	INT/ YDS	HIGH TKLE
					YDS	YDS	YDS	YDS					
2005	5	0	0	0	0/0	0/0	0	0	0	0	0/0	--	
2006	12	4	4	8	0/0	0/0	0	0	0	0	0/0	3-MEM	
Totals	17	4	4	8	0/0	0/0	0	0	0	0	0/0	3-MEM	

## 97 CHASE NELSON

### CAREER DEFENSIVE STATISTICS

YEAR	G	UT	AT	TT	SACKS/		TFL/		FF	FR	PBU	INT/ YDS	HIGH TKLE
					YDS	YDS	YDS	YDS					
2006	3	1	0	1	0/0	0/0	0	0	0	0	0/0	1-VU	

## 19 JAROD PARRISH

### CAREER DEFENSIVE STATISTICS

YEAR	G	UT	AT	TT	SACKS/		TFL/		FF	FR	PBU	INT/ YDS	HIGH TKLE
					YDS	YDS	YDS	YDS					
2003	6	0	0	0	0/0	0/0	0	0	0	0	0/0	--	
2004	12	7	2	9	0/0	0/0	0	0	0	0	0/0	7-ALA	
2005												Redshirt	
2006	9	1	1	2	0/0	0/0	0	0	0	0	0/0	1-2x	
Totals	27	8	3	11	0/0	0/0	0	0	0	0	0/0	7-ALA	

## 89 ANTONIO REYNOLDS

### CAREER DEFENSIVE STATISTICS

YEAR	G	UT	AT	TT	SACKS/		TFL/		FF	FR	PBU	INT/ YDS	HIGH TKLE
					YDS	YDS	YDS	YDS					
2004	13	8	1	9	1/3	3/5	0	0	1	1	0/0	2-3x	
2005	11	5	7	12	0/0	0/0	0	0	2	0	0/0	3-MISS	
2006	10	19	12	31	1/9	4.5/18	0	0	0	0	0/0	5-SC	
Totals	34	32	20	52	2/12	7.5/23	0	0	3	0	0/0	5-SC	

## 21 AUSTIN ROGERS

### CAREER RECEIVING STATISTICS

YEAR	G	REC	YARDS	AVG		TD	LONG	HIGH YARDS
				REC	GAME			
2005	9	1	18	18.0	2.0	0	18-MISS	18-MISS
2006	3	5	69	13.8	23.0	0	28-AF	69-AF
Totals	12	6	87	14.5	7.2	0	28-AF	69-AF

### CAREER PUNT RETURN STATISTICS

YEAR	G	NO	YARDS	AVG		TD	LONG	HIGH YARDS
				RET	GAME			
2005	9	1	-3	-3.0	-0.3	0	-3-SC	-3-SC
2006	3	2	13	6.5	4.3	0	7-CAL	13-CAL
Totals	12	3	10	3.3	0.8	0	7-CAL	13-CAL

Rogers has two career rushes for 26 yards (his career-long was a 26-yard rush at Kentucky in 2005).

Rogers has one career kickoff return for 12 yards (vs. Florida in 2006).

## 9 BRET SMITH

### CAREER RECEIVING STATISTICS

YEAR	G	REC	YARDS	AVG		TD	LONG	HIGH YARDS
				REC	GAME			
2003	7	5	133	26.6	19.0	1	57-FLA	57-UF
2004	13	18	291	16.2	22.4	5	60-LT	78-LT
2005	11	21	223	10.6	20.3	3	33-UGA	85-UGA
2006	11	39	453	11.6	41.2	5	39-2x	95-ALA
Totals	42	83	1,100	13.3	26.2	14	60-LT	95-ALA

Smith has four career rushes for 44 yards (his career-long was a 25-yard rush at South Carolina in 2006).

Smith has two career kickoff returns for 49 yards (his career-long was a 44-yard return for a touchdown off an on-side kick at South Carolina in 2004).

# 2006 TENNESSEE VOLUNTEERS CAREER STATISTICS

## 24 ANTWAN STEWART

### CAREER DEFENSIVE STATISTICS

YEAR	G	UT	AT	TT	SACKS/			TFL/			INT/ YDS	HIGH TKLE
					YDS	YDS	FF	FR	PBU	YDS		
2003	13	20	5	25	0/0	0/0	0	0	6	2/43	5-MAR	
2004	Injured - Did Not Compete											
2005	11	36	11	47	0/0	2/4	1	1	3	0/0	10-VU	
2006	12	36	8	44	0/0	1/2	0	0	2	3/35	7-AF	
<b>Totals</b>	<b>36</b>	<b>92</b>	<b>24</b>	<b>116</b>	<b>0/0</b>	<b>3/6</b>	<b>1</b>	<b>1</b>	<b>11</b>	<b>5/78</b>	<b>10-VU</b>	

## 1 JAYSON SWAIN

### CAREER RECEIVING STATISTICS

YEAR	G	REC	YARDS	AVG		TD	LONG	HIGH YARDS
				REC	GAME			
2003	13	21	265	12.6	20.4	0	35-MAR	75-MSU
2004	13	29	388	13.4	29.8	4	42-LT	80-ALA
2005	11	27	380	14.1	34.5	0	35-ALA	65-UGA
2006	12	42	604	14.4	50.3	6	51-MEM	98-MAR
<b>Totals</b>	<b>49</b>	<b>119</b>	<b>1,637</b>	<b>13.8</b>	<b>33.4</b>	<b>10</b>	<b>51-MEM</b>	<b>98-MAR</b>

Swain has two career rushes for -1 net yards (his career-long was a 6-yard rush vs. Kentucky in 2006)

## 12 LUCAS TAYLOR

### CAREER RECEIVING STATISTICS

YEAR	G	REC	YARDS	AVG		TD	LONG	HIGH YARDS
				REC	GAME			
2005	9	0	0	--	0.0	0	--	--
2006	12	13	98	7.5	8.2	0	45-AF	45-AF
<b>Totals</b>	<b>21</b>	<b>13</b>	<b>98</b>	<b>7.5</b>	<b>4.7</b>	<b>0</b>	<b>45-AF</b>	<b>45-AF</b>

### CAREER PUNT RETURN STATISTICS

YEAR	G	NO	YARDS	AVG		TD	LONG	HIGH YARDS
				RET	GAME			
2005	9	13	80	6.2	8.9	0	20-2x	31-ALA
2006	12	0	0	--	0.0	0	--	--
<b>Totals</b>	<b>21</b>	<b>13</b>	<b>80</b>	<b>6.2</b>	<b>3.8</b>	<b>0</b>	<b>20-2x</b>	<b>31-ALA</b>

### CAREER KICK RETURN STATISTICS

YEAR	G	NO	YARDS	AVG		TD	LONG	HIGH YARDS
				RET	GAME			
2005	9	19	428	22.5	47.6	0	47-VU	77-VU
2006	12	7	118	16.9	9.8	0	25-MEM	36-UF
<b>Totals</b>	<b>21</b>	<b>26</b>	<b>546</b>	<b>21.0</b>	<b>26.0</b>	<b>0</b>	<b>47-VU</b>	<b>77-VU</b>

Taylor has six career rushes for 19 yards (his career-long was an 18-yard rush vs. South Carolina in 2005).

Taylor has one career pass for 48 yards (TD to LaMarcus Coker vs. Florida in 2006).

## 4 JONATHAN WADE

### CAREER DEFENSIVE STATISTICS

YEAR	G	UT	AT	TT	SACKS/			TFL/			INT/ YDS	HIGH TKLE
					YDS	YDS	FF	FR	PBU	YDS		
2002	12	1	1	2	0/0	0/0	0	0	0	0/0	--	
2003	2	Redshirt										
2004	13	19	5	24	0/0	0/0	1	0	1	0/0	6-UF	
2005	11	26	6	32	0/0	1.5/5	0	1	5	2/53	6-ALA	
2006	12	42	7	49	0/0	5/15	1	0	13	4/59	9-UGA	
<b>Totals</b>	<b>50</b>	<b>88</b>	<b>19</b>	<b>107</b>	<b>0/0</b>	<b>6.5/20</b>	<b>2</b>	<b>1</b>	<b>19</b>	<b>6/112</b>	<b>9-UGA</b>	

### CAREER RUSHING STATISTICS

YEAR	G	ATT	NET YARDS	AVG		TD	LONG	HIGH YARDS
				ATT.	GAME			
2002	12	9	78	8.7	6.5	0	21-ALA	25-MIA
2003	2	1	-10	-10.0	-5.0	0	--	--
2004	13	0	0	--	0.0	0	--	--
2005	11	0	0	--	0.0	0	--	--
2006	12	0	0	--	0.0	0	--	--
<b>Totals</b>	<b>50</b>	<b>10</b>	<b>68</b>	<b>6.8</b>	<b>1.4</b>	<b>0</b>	<b>21-ALA</b>	<b>25-MIA</b>

### CAREER RECEIVING STATISTICS

YEAR	G	REC	YARDS	AVG		TD	LONG	HIGH YARDS
				REC	GAME			
2002	12	8	84	10.5	7.0	0	32-ALA	32-ALA
2003	2	1	5	5.0	2.5	0	5-MAR	5-MAR
2004	13	0	0	0.0	0.0	0	--	--
2005	11	0	0	--	0.0	0	--	--
2006	12	0	0	--	0.0	0	--	--
<b>Totals</b>	<b>50</b>	<b>9</b>	<b>89</b>	<b>9.9</b>	<b>1.8</b>	<b>0</b>	<b>32-ALA</b>	<b>32-ALA</b>

## 38 ANTONIO WARDLOW

### CAREER DEFENSIVE STATISTICS

YEAR	G	UT	AT	TT	SACKS/			TFL/			INT/ YDS	HIGH TKLE
					YDS	YDS	FF	FR	PBU	YDS		
2006	10	5	1	6	0/0	0/0	0	0	0	0/0	4-SC	

Wardlow has one blocked kick in his career (a blocked punt at Georgia in 2006 that he recovered for a touchdown).

## 69 RYAN WEST

### CAREER DEFENSIVE STATISTICS

YEAR	G	UT	AT	TT	SACKS/			TFL/			INT/ YDS	HIGH TKLE
					YDS	YDS	FF	FR	PBU	YDS		
2004	6	3	0	3	0/0	0/0	0	0	0	0/0	2-ND	
2005	11	3	1	4	0/0	0/0	0	0	0	0/0	2-MEM	
2006	12	2	0	2	0/0	0/0	0	0	0	0/0	1-2x	
<b>Totals</b>	<b>29</b>	<b>8</b>	<b>1</b>	<b>9</b>	<b>0/0</b>	<b>0/0</b>	<b>0</b>	<b>0</b>	<b>0</b>	<b>0/0</b>	<b>2-2x</b>	

## 25 JAMES WILHOIT

### CAREER KICKING STATISTICS

YEAR	FG	FGA	PCT	PAT	PTS	0-29	30-39	40-49	50+	LONG
2004	10	17	58.8	44-46	74	1-2	5-5	2-7	2-3	51-UGA
2005	14	19	73.7	21-21	63	6-6	5-6	3-6	0-1	46-UAB
2006	17	21	81.0	41-42	92	8-8	3-4	5-8	1-1	51-UF
<b>Totals</b>	<b>58</b>	<b>81</b>	<b>71.6</b>	<b>147-150</b>	<b>321</b>	<b>18-19</b>	<b>20-26</b>	<b>16-29</b>	<b>4-7</b>	<b>51-3x</b>

## 55 DAN WILLIAMS

### CAREER DEFENSIVE STATISTICS

YEAR	G	UT	AT	TT	SACKS/			TFL/			INT/ YDS	HIGH TKLE
					YDS	YDS	FF	FR	PBU	YDS		
2006	5	1	1	2	1/1	1/1	0	0	0	0/0	1-2x	

## 6 JA'KOURI WILLIAMS

### CAREER RUSHING STATISTICS

YEAR	G	ATT	NET YARDS	AVG		TD	LONG	HIGH YARDS
				ATT.	GAME			
2005	7	0	0	--	--	0	--	--
2006	8	1	-10	-10.0	-1.3	0	--	--
<b>Totals</b>	<b>15</b>	<b>1</b>	<b>-10</b>	<b>-10.0</b>	<b>-0.7</b>	<b>0</b>	<b>--</b>	<b>--</b>

Williams has two career kickoff return for 31 yards (career-long of 19 vs. LSU in 2006).

## 35 ELLIX WILSON

### CAREER DEFENSIVE STATISTICS

YEAR	G	UT	AT	TT	SACKS/			TFL/			INT/ YDS	HIGH TKLE
					YDS	YDS	FF	FR	PBU	YDS		
2004	12	6	1	7	0/0	0/0	0	0	0	0/0	3-UK	
2005	1	Redshirt										
2006	12	9	4	13	0/0	0/0	0	0	0	0/0	5-LSU	
<b>Totals</b>	<b>25</b>	<b>15</b>	<b>5</b>	<b>20</b>	<b>0/0</b>	<b>0/0</b>	<b>0</b>	<b>0</b>	<b>0</b>	<b>0/0</b>	<b>5-LSU</b>	

## 43 DAVID YANCEY

### CAREER RUSHING STATISTICS


YEAR	G	ATT	NET YARDS	AVG		TD	LONG	HIGH YARDS
				ATT.	GAME			
2003	1	7	21	3.0	21.0	0	11-VU	21-VU
2004	7	24	116	4.8	16.6	1	23-SC	59-TAMU
2005	9	13	42	3.2	4.7	0	17-UK	23-UK
2006	12	13	60	4.6	5.0	2	10-MEM	24-MEM
<b>Totals</b>	<b>29</b>	<b>57</b>	<b>239</b>	<b>4.2</b>	<b>8.2</b>	<b>3</b>	<b>23-SC</b>	<b>59-TAMU</b>

### CAREER KICKOFF RETURN STATISTICS

YEAR	G	NO	YARDS	AVG		TD	LONG	HIGH YARDS
				RET.	GAME			
2003	1	0	0	--	0.0	0	--	--
2004	7	2	31	15.5	4.4	0	18-VU	31-VU
2005	9	2	40	20.0	4.4	0	22-ND	40-ND
2006	12	2	45	22.5	3.8	0	25-ARK	25-ARK
<b>Totals</b>	<b>29</b>	<b>6</b>	<b>116</b>	<b>19.3</b>	<b>4.0</b>	<b>0</b>	<b>25-ARK</b>	<b>40-ND</b>

Yancey has two career receptions for 14 yards (his career-long was a 12-yard reception vs. UAB in 2005).

## GAME 1 - CALIFORNIA



Sept. 2, 2006

**CALIFORNIA** 18  
**TENNESSEE** 35

KNOXVILLE - Tennessee opened its season with a dominating win over No. 9 California on Saturday night at Neyland Stadium, showing off a born-again offensive attack and burying the Golden Bears 35-18 in the tidflifer for both squads.

"I'm obviously very proud of our football team," head coach Phillip Fulmer said. "But I

honestly can't sit here and tell you that I didn't expect it.

"We prepared extremely well. We came out of the dressing room ready to go. That corny little motto - 'Fired up, focused and prepared' - seems like it's working so far."

Whatever it is, it worked like a charm for the Vols.

UT jumped out to a 35-0 lead early in the second half behind the hot hand of junior quarterback Erik Ainge - who set a career-high with 291 yards and four touchdown passes in his first start under center with offensive coordinator David Cutcliffe calling the shots.

"David Cutcliffe has energized our offensive football team," Fulmer said. "I'm proud of our staff, and I'm proud of our team."

"The guys were ready to play. We've been waiting for this. It's been a physical spring, a tough summer and the last few weeks have been very demanding. But when you win, you have fun. And that's why you play."

Nobody had more fun than Ainge, who opened his junior campaign by nearly throwing for more touchdowns than he threw for in all of his sophomore season (five).

"If Cutcliffe told me to play without a helmet or a mouthpiece or with one cleat, I would do it," Ainge said. "Anything he tells me, I'm going to do. I think we've all bought in as an offense."

The defense wasn't too bad, either.

The Vols shut down Heisman Trophy candidate Marshawn Lynch and the California passing attack until the game was decided, allowing only a field goal to break up the shutout and a couple of meaningless touchdowns after UT took the 35-point lead.

Lynch finished with 76 yards on 12 carries, and the Vols added three sacks - all by sophomore linebacker Jerod Mayo - and two interceptions in the stellar defensive effort.

"It was a great performance by the defense," senior defensive tackle Justin Harrell said. "We were very prepared for this team coming in. We knew what we could do."

"We knew we wanted to dominate the line of scrimmage and get to the running backs as best as we could and show California this isn't an easy place to come in and get a 'W.'"

### SCORE BY QUARTERS

<b>CALIFORNIA</b>	0	0	3	15	--	18
<b>TENNESSEE</b>	7	7	21	0	--	35

### SCORING SUMMARY

- 1st** - UT - C. Brown 12 pass from Ainge (Wilhoit kick).
- 2nd** - UT - Meachem 42 pass from Ainge (Wilhoit kick).
- 3rd** - UT - Meachem 80 pass from Ainge (Wilhoit kick). UT - Swain 50 pass from Ainge (Wilhoit kick). UT - Hardesty 43 run (Wilhoit kick). CAL - Schneider 32 field goal.
- 4th** - CAL - D. Jackson 40 pass from Ayoob (R. Jordan pass from Ayoob). CAL - Ayoob 1 run (Schneider kick).

TEAM STATS		UT	CAL
First Downs		19	15
Rushes-Yards		41-216	23-64
Passing Yards		298	272
Passes (C-A-I)		13-20-1	20-42-2
Total Offensive Plays		61	65
Total Offense		514	336
Fumbles-Lost		2-1	0-0
Penalties-Yards		6-47	6-40
Punts-Average		5-41.4	7-41.6
Time of Possession		29:48	30:12
Third-Down Conversions		5 of 11	4 of 16
Fourth-Down Conversions		0 of 1	0 of 1
Sacks By-Yards		3-20	0-0


  

TENNESSEE		ATT	GAIN	LOST	NET	TD	Lg
<b>RUSHING</b>							
A. Foster	17	69	0	69	0	20	
Hardesty	5	56	0	56	1	43	
<b>PASSING</b>							
Ainge	18	11	1	291	4	80	
<b>RECEIVING</b>							
Meachem	5	182	2	80			
Swain	2	65	1	50			

CALIFORNIA		ATT	GAIN	LOST	NET	TD	Lg
<b>RUSHING</b>							
M. Lynch	12	76	2	74	0	22	
<b>PASSING</b>							
J. Ayoob	22	9	1	187	1	40	
<b>RECEIVING</b>							
D. Jackson	4	87	1	40			

## GAME 2 - AIR FORCE



Sept. 9, 2006

**AIR FORCE** 30  
**TENNESSEE** 31

KNOXVILLE - When it mattered most, Tennessee finally figured it out.

After struggling to find a way to stop the Air Force rushing game for nearly 60 minutes, the No. 11 Vols put the clamps on the Falcons on a two-point conversion attempt late in the fourth quarter to hold on to 31-30

victory at Neyland Stadium.

"We were lucky we were in the right call," UT defensive coordinator John Chavis said. "The biggest thing, though, was that Xavier Mitchell made an outstanding play."

The Falcons rushed for 281 yards on the night, but Mitchell broke into the backfield to keep Air Force (0-1) from getting the last three yards needed to deliver the final blow in what would have been a monumental upset of the Vols (2-0).

Air Force tried a pitch play to wing back Chad Hall, but Mitchell quickly collared him and tossed him for a loss to preserve the victory.

"Chief (Chavis) just made a great call on that play," Mitchell said. "I lined up wide outside the wing, and obviously my thought when they put it on the right hash was they were going to toss left. I just got up field and made the play."

It was by far the biggest defensive play of the night, but it was the UT offense that stole the show for most of the contest.

Erik Ainge broke his one-week-old career high for passing yards with 333 against the Academy, completing 24-of-29 attempts for three touchdowns and one interception.

Robert Meachem was the biggest beneficiary of Ainge's prolific performance once again, hauling in a career-best eight catches for 115 yards and two scores. Meachem and Ainge have hooked up for four scoring strikes in the Vols pair of season-opening wins.

"Erik was outstanding," UT head coach Phillip Fulmer said. "He was throwing the football well, and he was very sharp. The line protected well, the route-running was good and he managed the game extremely well."

The UT win sets up an SEC showdown between a pair of highly-ranked, unbeaten teams on Saturday in Knoxville. No. 7 Florida travels to Neyland Stadium to face the Vols in important divisional battle.

"Give a lot of credit to Air Force for the effort they gave," Fulmer said. "They played their hearts out."

"I'm just absolutely elated to get out of there with a win, get out of this thing and get ready for the next one."

### SCORE BY QUARTERS

<b>AIR FORCE</b>	7	3	7	13	--	30
<b>TENNESSEE</b>	3	14	7	7	--	31

### SCORING SUMMARY

- 1st** - AF - Hall 5 run (Sasser kick). UT - Wilhoit 35 field goal.
- 2nd** - AF - Sasser 22 field goal. UT - Meachem 4 pass from Ainge (Wilhoit kick). UT - Swain 5 pass from Ainge (Wilhoit kick).
- 3rd** - UT - Hardesty 3 run (Wilhoit kick). AF - Carney 1 run (Sasser kick).
- 4th** - UT - Meachem 5 pass from Ainge (Wilhoit kick). AF - Williams 4 run (Sasser kick). AF - Williams 1 run (Hall run failed).

TEAM STATS		UT	AF
First Downs		24	22
Rushes-Yards		32-79	51-281
Passing Yards		333	127
Passes (C-A-I)		24-29-1	7-9-0
Total Offensive Plays		61	60
Total Offense		412	408
Fumbles-Lost		3-1	0-0
Penalties-Yards		5-25	3-25
Punts-Average		0-0.0	2-32.0
Time of Possession		29:29	30:31
Third-Down Conversions		9 of 11	9 of 13
Fourth-Down Conversions		1 of 1	1 of 1
Sacks By-Yards		1-6	0-0

TENNESSEE		ATT	GAIN	LOST	NET	TD	Lg
<b>RUSHING</b>							
Hardesty	19	73	1	72	1	10	
A. Foster	7	24	2	22	0	10	
<b>PASSING</b>							
Ainge	29	24	1	333	3	45	
<b>RECEIVING</b>							
Meachem	8	115	2	44			
Swain	6	74	1	24			

AIR FORCE		ATT	GAIN	LOST	NET	TD	Lg
<b>RUSHING</b>							
R. Williams	16	99	1	98	2	28	
<b>PASSING</b>							
S. Carney	9	7	0	127	0	35	
<b>RECEIVING</b>							
J. Handley	2	35	0	24			

## GAME 3 - FLORIDA



Sept. 16, 2006

**FLORIDA** 21  
**TENNESSEE** 20

KNOXVILLE - Tennessee couldn't find a way to run the ball, and it almost didn't matter.

Despite finishing in the red on the ground, the Vols nearly upset No. 7 Florida on Saturday night at Neyland Stadium, coming up one point short in the 21-20 loss in front of

106,818 fans.

"You're going to have a hard time winning in this league if you can't rush the ball," head coach Phillip Fulmer said. "I thought (running back) Montario (Hardesty) did a nice job."

"We just didn't give him any room to run up front. Florida did some different things in their schemes that worked nicely and managed to stop the run." Hardesty was held to 14 yards on 17 carries, and the Vols finished with minus-11 yards rushing. Quarterback Erik Ainge was sacked for the first two times this season, but the UT defense nearly allowed the Vols to escape with a win in their SEC opener.

The Vols sacked Gators quarterback Chris Leak three times and intercepted him once, helping UT build a 17-7 lead in the third quarter. Leak's 21-yard touchdown pass to Dallas Baker with just over six minutes left in the game gave Florida a lead it wouldn't relinquish. The Gators stopped a last-gasp Vols drive when Ainge's fourth-and-16 pass intended for Robert Meachem was intercepted to preserve the win.

"Anytime you're (fourth-and-16), against a group of athletes like Florida has, it's tough," Ainge said. "We sent four verticals, and they had guys over the top, so I tried to sneak one into (Meachem), and we weren't on the same page."

In a match-up of two marquee signal-callers, the defenses stole the show. Neither quarterback passed for more than 200 yards, and both passers faced relentless pressure all night long.

Justin Harrell recorded three tackles in his final collegiate game, and the senior was often in the backfield helping to rush Leak from the pocket. Harrell is scheduled to have surgery to repair a ruptured biceps in his left arm - a procedure that will end his season.

"(In the locker room) I thanked Justin Harrell for his commitment to our team," Fulmer said. "The team gave him a standing ovation, and it was a very emotional moment for him and our football team."

### SCORE BY QUARTERS

<b>FLORIDA</b>	7	0	7	7	--	21
<b>TENNESSEE</b>	3	7	7	3	--	20

### SCORING SUMMARY

- 1st** - UF - Cornelius 21 pass from Leak (Hettland kick). UT - Wilhoit 36 field goal.
- 2nd** - UT - Coker 48 pass from Taylor (Wilhoit kick).
- 3rd** - UT - Hardesty 1 run (Wilhoit kick). UF - Baker 4 pass from Leak (Hettland kick).
- 4th** - UT - Wilhoit 51 field goal. UF - Baker 21 pass from Leak (Hettland kick).

TEAM STATS		UT	UF
First Downs		13	22
Rushes-Yards		23-(-11)	41-121
Passing Yards		231	199
Passes (C-A-I)		18-33-2	15-25-1
Total Offensive Plays		56	66
Total Offense		220	320
Fumbles-Lost		3-1	0-0
Penalties-Yards		4-34	9-65
Punts-Average		4-48.2	4-43.0
Time of Possession		24:56	35:04
Third-Down Conversions		6 of 13	6 of 13
Fourth-Down Conversions		0 of 1	1 of 1
Sacks By-Yards		3-32	2-23


  

TENNESSEE		ATT	GAIN	LOST	NET	TD	Lg
<b>RUSHING</b>							
Hardesty	17	20	6	14	1	5	
A. Foster	2	3	1	2	0	1	
<b>PASSING</b>							
Ainge	32	17	2	183	0	29	
<b>RECEIVING</b>							
Swain	6	77	0	29			
Meachem	4	47	0	24			

FLORIDA		ATT	GAIN	LOST	NET	TD	Lg
<b>RUSHING</b>							
D. Wynn	22	106	2	104	0	26	
<b>PASSING</b>							
C. Leak	25	15	1	199	3	38	
<b>RECEIVING</b>							
D. Baker	4	54	2	21			

**GAME 4 - MARSHALL (Homecoming)**



Sept. 23, 2006

**MARSHALL** 7  
**TENNESSEE** 33

KNOXVILLE - Headed towards another fourth quarter of nail-biting, Tennessee took the long way around in a very short time to avoid it.

LaMarcus Coker darted around left end on the Vols' first play of the final frame, speeding 89 yards down the sideline to help put Marshall away 33-7 on a soggy Saturday at Neyland Stadium.

"That run was huge in the ballgame," head coach Phillip Fulmer said. "There were still a lot of people squiggling in their seats, including the head coach."

"LaMarcus has done well every time he's gotten an opportunity, and he'll get more (opportunities) as we go on. It felt great seeing him run down the sideline. I looked back first to make sure there were no flags. That's just the coach in me. We hadn't had a long run like that in a long time."

Not since 1977, when Kelsey Finch ran 99 yards for a touchdown against Florida. Coker's carry - the third-longest in school history - put the freshman over 100 yards on the ground for the first time in his career and turned a tight 16-7 game into an easy 26-point win for the No. 15 Vols (3-1).

"I was happy to be out there getting a chance," Coker said. "I was just trying to help the team out."

"The offensive line did a great job on the touchdown run, and it was actually (quarterback Erik) Ainge's call. It was just off to the races. I waited for my opportunity, and I was glad to take advantage of it."

All the Vols were waiting for an opportunity to put their loss to Florida one week earlier behind them, but they had to wait nearly an hour more than they had planned to take on the Thundering Herd (1-3). Heavy downpours and a flash flood warning pushed kickoff back 55 minutes and led to the first cancellation of the UT tradition of running through the "T" to take the field since its inception in 1965.

"I thought both teams did a great job handling the weather," Ainge said. "We got delayed, and both teams didn't let it affect them."

"We went out there and played hard. We just made more plays than they did."

**SCORE BY QUARTERS**

<b>MARSHALL</b>	0	7	0	0	--	7
<b>TENNESSEE</b>	9	7	0	17	--	33

**SCORING SUMMARY**

- 1st** - UT - X. Mitchell safety. UT - Swain 47 pass from Ainge (Wilhoit kick).
- 2nd** - MU - Morris 1 run (Binswanger kick). UT - Hardesty 20 run (Wilhoit kick).
- 4th** - UT - Coker 89 run (Wilhoit kick). UT - Wilhoit 49 field goal. UT - Yancey 5 run (Wilhoit kick).

TEAM STATS		UT	MAR
First Downs		19	16
Rushes-Yards		24-176	48-126
Passing Yards		258	110
Passes (C-A-I)		18-27-1	8-14-1
Total Offensive Plays		51	62
Total Offense		434	236
Fumbles-Lost		0-0	3-1
Penalties-Yards		4-37	4-21
Punts-Average		3-56.0	4-39.0
Time of Possession		25:31	34:29
Third-Down Conversions		6 of 11	6 of 15
Fourth-Down Conversions		0 of 0	0 of 0
Sacks By-Yards		3-10	2-13


  

TENNESSEE						
<b>RUSHING</b>	Att	Gain	Lost	Net	TD	Lg
Coker	8	146	0	146	1	89
Yancey	5	23	0	23	1	6
<b>PASSING</b>	Att	Comp	Int	Yds	TD	Lg
Ainge	27	18	1	258	1	47
<b>RECEIVING</b>	No	Yds	TD	Lg		
Meachem	6	76	0	29		
Swain	5	98	1	47		

MARSHALL						
<b>RUSHING</b>	Att	Gain	Lost	Net	TD	Lg
A. Bradshaw	24	75	3	72	0	11
<b>PASSING</b>	Att	Comp	Int	Yds	TD	Lg
B. Morris	14	8	1	110	0	49
<b>RECEIVING</b>	No	Yds	TD	Lg		
C. Slate	5	45	0	14		

**GAME 5 - MEMPHIS**



Sept. 30, 2006

**TENNESSEE** 41  
**MEMPHIS** 7

MEMPHIS - Thanks to a nearly perfect game, Tennessee finished with a perfect non-conference record.

The Vols offense piled up yards and points - and the defense didn't give up much of either - as UT breezed past Memphis 41-7 at the Liberty Bowl on Saturday.

The Tigers were the last scheduled team from outside of the SEC for No. 15 UT (4-1), which beat all four opponents from outside its league.

"The last win was hardly ever in doubt. "I thought Tennessee played a great game and they have a very good team," Memphis coach Tommy West said. "Tennessee really handed it to us and they were the more physical team and better team."

Quarterback Erik Ainge was 23-for-27 for 324 yards and four touchdowns, as the Vols spread out their attack and picked apart the Memphis secondary. Ainge hooked up with Jayson Swain for a pair of scores, and the junior signal-caller's 84-yard strike to Robert Meachem midway through the third quarter put the game out of reach.

"I'm really proud of our football team," coach Phillip Fulmer said. "I think we really worked to get better during the course of the year. We've come out of these games with some improvement, and that's what we needed."

The improvement was evident just about everywhere at the Liberty Bowl - which was at least half-filled with fans wearing orange and white.

Freshman LaMarcus Coker paced the running game in his first career start, carrying 26 times for 125 yards.

Swain and Meachem continued to pile up yards in the passing game, teaming up for seven catches, 221 yards and three touchdowns.

And the UT defense held the Tigers to just 121 total offensive yards and the lone late touchdown pass in the fourth quarter.

"We had three significantly long drives; two for scores and one we left at the foot line," Fulmer said. "We talked about doing what good teams do. We're trying to be a good team."

"Our defense is still a work in progress as far as overcoming the loss of a couple key players. We spent a lot of time talking about stopping the run. We tackled well. It was really a good effort by our guys today."

"We still have a way to go in some areas, but now we'll start getting ready for the Georgia Bulldogs."

**SCORE BY QUARTERS**

<b>TENNESSEE</b>	3	10	14	14	--	41
<b>MEMPHIS</b>	0	0	0	7	--	7

**SCORING SUMMARY**

- 1st** - UT - Wilhoit 28 field goal.
- 2nd** - UT - Swain 5 pass from Ainge (Wilhoit kick). UT - Wilhoit 49 field goal.
- 3rd** - UT - Swain 51 pass from Ainge (Wilhoit kick). UT - Meachem 84 pass from Ainge (Wilhoit kick).
- 4th** - UT - B. Smith 7 pass from Ainge (Wilhoit kick). UT - Yancey 10 run (Wilhoit kick). UM - Calhoun 21 pass from Hankins (Reagan kick).

TEAM STATS		UT	UM
First Downs		25	5
Rushes-Yards		52-205	20-40
Passing Yards		361	79
Passes (C-A-I)		25-29-0	11-17-1
Total Offensive Plays		81	37
Total Offense		566	121
Fumbles-Lost		2-2	0-0
Penalties-Yards		3-30	4-22
Punts-Average		1-44.0	7-50.9
Time of Possession		37:22	22:38
Third-Down Conversions		11 of 16	1 of 9
Fourth-Down Conversions		1 of 2	0 of 1
Sacks By-Yards		0-0	0-0

TENNESSEE						
<b>RUSHING</b>	Att	Gain	Lost	Net	TD	Lg
Coker	26	126	1	125	0	21
Hardesty	14	44	1	43	0	12
<b>PASSING</b>	Att	Comp	Int	Yds	TD	Lg
Ainge	27	23	0	324	4	84
<b>RECEIVING</b>	No	Yds	TD	Lg		
Meachem	4	157	1	84		
Swain	3	64	2	51		

MEMPHIS						
<b>RUSHING</b>	Att	Gain	Lost	Net	TD	Lg
J. Galther	6	19	5	14	0	8
<b>PASSING</b>	Att	Comp	Int	Yds	TD	Lg
M. Hankins	17	11	1	79	1	21
<b>RECEIVING</b>	No	Yds	TD	Lg		
D. Calhoun	3	29	1	21		

**GAME 6 - GEORGIA**



Oct. 7, 2006

**TENNESSEE** 51  
**GEORGIA** 33

ATHENS, Ga. - No surprise? Tennessee quarterback Erik Ainge and the rest of the Vols are surely in the minority.

Ainge said he wasn't surprised with the Vols' startling success on offense on Saturday night at Sanford Stadium, as UT demolished No. 9 Georgia's top-ranked scoring defense en route to a 51-33 win over the Bulldogs.

"I'm not surprised we put up 51 points," Ainge said. "We knew we could make plays and move the ball on Georgia. After our defense put up a few stops, we knew we were going to win. The coaches did a good job putting in the game plan and we executed."

And after a shaky first half that left the No. 13 Vols down by 17 at one point, UT (5-1, 1-1 SEC) executed to perfection. The Vols scored 37 points after half-time against a defense that had allowed just 34 points total in its first five games, scoring on seven straight possessions to give the Bulldogs (5-1, 2-1) one of their worst home losses in school history.

"It was an all-around team effort tonight," said Ainge, who helped the Vols put up the second-highest point total ever for an opponent at Sanford Stadium. "Our defense played well and special teams came up with a few big plays."

"I can't say enough about our offensive line. Half of them didn't practice this week, and yet they didn't miss a step."

The offensive line gave Ainge plenty of time to operate - he was sacked just once on a safety blitz - and he provided another sparkling performance. The junior signal-caller was 25-for-38 for 268 yards and three total touchdowns to lead the comeback and, eventually, easy victory.

"At halftime there was some serious butt chewing going on," coach Phillip Fulmer said. "But I could not be more elated with our staff and our team for the way we handled ourselves tonight. It was a heck of an effort when we were down by 17 in first half."

The defense more than did its share in the second half as well, forcing four turnovers and keeping the Bulldogs out of the end zone. With the exception of a kickoff returned 99 yards for a score, the Vols dominated the last 30 minutes in all phases of the game.

"We knew coming out of halftime that we had to step it up," said cornerback Jonathan Wade, who nabbed one of the Vols' three interceptions. "We dug down deep and made plays. Our team is full of playmakers and they showed up in the second half. In the second half we had to work on getting turnovers."

It might have been another surprise that it was the UT defense making the plays and forcing the turnovers instead of Georgia - just don't tell the Vols.

**SCORE BY QUARTERS**

<b>TENNESSEE</b>	7	7	10	27	--	51
<b>GEORGIA</b>	10	14	3	6	--	33

**SCORING SUMMARY**

- 1st** - UGA - Bailey 22 field goal. UT - B. Smith 16 pass from Ainge (Wilhoit kick). UGA - Southerland 1 run (Bailey kick).
- 2nd** - UGA - Henderson 86 punt return (Bailey kick). UGA - Southerland 8 pass from Tereshinski (Bailey kick). UT - A. Foster 1 run (Wilhoit kick).
- 3rd** - UT - Ainge 1 run (Wilhoit kick). UGA - Bailey 34 field goal. UT - Wilhoit 37 field goal.
- 4th** - UT - Meachem 15 pass from Ainge (Wilhoit kick). UT - Wardlow 0 blocked punt return (Wilhoit kick). UGA - T. Brown 99 kickoff return (Tereshinski pass failed). UT - A. Foster 1 run (Wilhoit kick failed). UT - A. Foster 1 run (Wilhoit kick).

TEAM STATS		UT	UGA
First Downs		27	14
Rushes-Yards		34-115	27-145
Passing Yards		268	175
Passes (C-A-I)		25-38-0	14-25-3
Total Offensive Plays		72	52
Total Offense		383	320
Fumbles-Lost		1-0	1-1
Penalties-Yards		5-32	5-28
Punts-Average		3-48.0	1-0.0
Time of Possession		33:43	26:17
Third-Down Conversions		7 of 12	5 of 10
Fourth-Down Conversions		1 of 1	1 of 1
Sacks By-Yards		1-4	1-8


  

TENNESSEE						
<b>RUSHING</b>	Att	Gain	Lost	Net	TD	Lg
A. Foster	15	64	1	63	3	14
Coker	12	57	0	57	0	18
<b>PASSING</b>	Att	Comp	Int	Yds	TD	Lg
Ainge	38	25	0	268	2	29
<b>RECEIVING</b>	No	Yds	TD	Lg		
Meachem	7	98	1	29		
B. Smith	7	94	1	23		

GEORGIA						
<b>RUSHING</b>	Att	Gain	Lost	Net	TD	Lg
K. Lumpkin	13	88	10	78	0	26
<b>PASSING</b>	Att	Comp	Int	Yds	TD	Lg
J. Tereshinski	20	12	2	164	1	46
<b>RECEIVING</b>	No	Yds	TD	Lg		
M. Massaquoi	3	56	0	33		

## GAME 7 - ALABAMA



Oct. 21, 2006

**ALABAMA** 13  
**TENNESSEE** 16

KNOXVILLE - It wasn't his prettiest game, but Erik Ainge delivered when it mattered most.

Ainge struggled in the first half on the Third Saturday in October, but he bounced back after intermission and engineered a second consecutive fourth-quarter comeback for the Vols, knocking off rival Alabama 16-13 at Neyland Stadium.

"Anytime you can win the Tennessee-Alabama game, however you get it done, winning is what's important," Ainge said. "We know that it wasn't the prettiest game. We had our moments, but the bottom line is that we won."

For the second time in as many games, the No. 7 Vols weren't in position to win until the final quarter. Against the Crimson Tide, Tennessee didn't take its first lead until sophomore Arian Foster dove over the pile with 3:28 left in the game.

"In the second half, the guts and toughness that this team showed to finish and get a win was just what we needed," coach Phillip Fulmer said. "I take my hat off to Alabama. They gave a great effort, and our guys shouldn't expect any less. This is one of the great rivalries in college football."

And the 89th meeting between the two schools produced another great game, as the UT defense delivered one of its best performances of the season to keep the Vols' SEC championship hopes alive.

While the Vols offense was slumping against Alabama, UT was making it just as hard on the Crimson Tide.

The Vols twice kept Alabama out of the end zone facing first-and-goal, and UT held the Crimson Tide to 53 yards rushing and sacked quarterback John Parker Wilson three times.

"It's certainly a team game, and when one side of the ball is struggling - as our offense was at times tonight - it's great to have the other side of the ball or the special teams step up," Fulmer said.

Eventually, the other side of the ball caught up with the defense. Ainge - who had thrown three interceptions in the first half - drove the Vols 70 yards in nine plays to set up Foster's plunge. The junior signal-caller was 5-for-7 for 63 yards on the scoring drive that finally put the Vols on top.

"He's been bouncing back ever since he got here," Fulmer said of his quarterback. "The greatest thing is when you don't play well and can still win in the end, he helps us win the ballgame."

### SCORE BY QUARTERS

<b>ALABAMA</b>	<b>3</b>	<b>3</b>	<b>7</b>	<b>0</b>	--	<b>13</b>
<b>TENNESSEE</b>	<b>0</b>	<b>3</b>	<b>3</b>	<b>10</b>	--	<b>16</b>

### SCORING SUMMARY

- 1st** - UA - Christensen 24 field goal.
- 2nd** - UT - Wilhoit 27 field goal. UA - Christensen 18 field goal.
- 3rd** - UT - Wilhoit 47 field goal. UA - T. Castille 2 run (Christensen kick).
- 4th** - UT - Wilhoit 27 field goal. UT - A. Foster 1 run (Wilhoit kick).

TEAM STATS		UT	UA
First Downs		17	11
Rushes-Yards		21-57	30-53
Passing Yards		302	158
Passes (C-A-I)		28-46-3	13-29-0
Total Offensive Plays		67	59
Total Offense		359	211
Fumbles-Lost		2-0	0-0
Penalties-Yards		5-30	4-37
Punts-Average		4-44.2	9-41.2
Time of Possession		29:07	30:53
Third-Down Conversions		6 of 15	3 of 15
Fourth-Down Conversions		0 of 1	0 of 0
Sacks By-Yards		3-27	0-0


### TENNESSEE

RUSHING	Att	Gain	Lost	Net	TD	Lg
A. Foster	11	40	6	34	1	24
Coker	5	12	0	12	0	7
PASSING	Att	Comp	Int	Yds	TD	Lg
Ainge	46	28	3	302	0	39
RECEIVING	No	Yds	TD	Lg		
Smith	7	95	0	39		
Meachem	6	87	0	27		

### ALABAMA

RUSHING	Att	Gain	Lost	Net	TD	Lg
J. Johns	3	37	0	37	0	26
PASSING	Att	Comp	Int	Yds	TD	Lg
J.P. Wilson	29	13	0	158	0	40
RECEIVING	No	Yds	TD	Lg		
D.J. Hall	7	102	0	40		

## GAME 8 - SOUTH CAROLINA



Oct. 28, 2006

**S. CAROLINA** 24  
**TENNESSEE** 31

COLUMBIA, S.C. - There they go again.

For the third-straight game Erik Ainge and the Vols headed into the third quarter trailing on the scoreboard, only to flip the switch over the last 15 minutes and author another come-from-behind win.

Tennessee - which has been downright dominant in the final game since faltering late against Florida, outscoring opponents 85-20 in the last five fourth quarters - was at it again on Saturday night at Williams-Brice Stadium, turning a three-point deficit into a 31-24 win over South Carolina.

Ainge said he just wonders what the Vols are waiting for. "If we played the way we do in the fourth quarter in the first three, then we wouldn't have to win in the fourth quarter," the junior said.

To be fair, the first quarter was pretty impressive as well.

The Vols jumped out to a 14-0 lead following Marvin Mitchell's 17-yard interception return for a touchdown and Ainge's five-yard scoring strike to Bret Smith.

Mitchell finished with eight tackles to go with his pick, helping lead a UT defense that kept the Vols in the game until the offense returned to form down the stretch.

"Earlier in the season we had a little let down in the Florida game, and the guys took pride in stepping up in the fourth quarter," the senior linebacker said. "We were just doing what we needed to do."

"The (16-15 loss to South Carolina) last year is always in the back of our minds, but this year is a new year, and we have to take that and drive on. We'll always have a bad taste in our mouth from last year, but now we have guys stepping up and playing like we should be."

They're certainly playing like as well as they need to come crunch time.

Ainge hooked up with Smith again in the fourth quarter to give the Vols the final go-ahead score, and UT hung on in the closing minutes to keep pace with Florida in the race for the SEC East title.

"To get the win on the road in the Southeastern Conference anytime is a big deal," coach Phillip Fulmer said. "I am particularly proud of this team as to how they have continued to fight back in a number of adverse situations."

"South Carolina did a good job, and you have to give them credit. We have shown some tenacity as a football team and some toughness, and we have gotten ourselves to this point. I am proud of them."

"It won't do anything but get harder."

### SCORE BY QUARTERS

<b>TENNESSEE</b>	<b>14</b>	<b>0</b>	<b>0</b>	<b>17</b>	--	<b>31</b>
<b>S. CAROLINA</b>	<b>0</b>	<b>10</b>	<b>7</b>	<b>7</b>	--	<b>24</b>

### SCORING SUMMARY

- 1st** - UT - M. Mitchell 17 interception return (Wilhoit kick). UT - Smith 5 pass from Ainge (Wilhoit kick).
- 2nd** - SC - Succop 50 field goal. SC - West 18 pass from Newton (Succop kick).
- 3rd** - SC - Whiteside 15 pass from Newton (Succop kick).
- 4th** - UT - Smith 12 pass from Ainge (Wilhoit kick). UT - A. Foster 5 run (Wilhoit kick). UT - Wilhoit 21 field goal. SC - Newton 1 run (Succop kick).

TEAM STATS		UT	SC
First Downs		17	23
Rushes-Yards		23-71	35-165
Passing Yards		254	230
Passes (C-A-I)		21-29-0	16-30-3
Total Offensive Plays		52	65
Total Offense		325	395
Fumbles-Lost		1-1	2-0
Penalties-Yards		8-70	4-18
Punts-Average		5-44.2	3-45.3
Time of Possession		28:27	31:33
Third-Down Conversions		3 of 9	5 of 12
Fourth-Down Conversions		0 of 0	0 of 2
Sacks By-Yards		0-0	1-12

### TENNESSEE

RUSHING	Att	Gain	Lost	Net	TD	Lg
A. Foster	12	37	9	28	1	12
Hardesty	8	27	2	25	0	8
PASSING	Att	Comp	Int	Yds	TD	Lg
Ainge	29	21	0	254	2	62
RECEIVING	No	Yds	TD	Lg		
Meachem	5	106	0	62		
Smith	4	23	2	12		

### SOUTH CAROLINA

RUSHING	Att	Gain	Lost	Net	TD	Lg
S. Newton	14	90	5	85	1	12
PASSING	Att	Comp	Int	Yds	TD	Lg
S. Newton	29	16	3	230	2	33
RECEIVING	No	Yds	TD	Lg		
K. McKinley	4	70	0	33		

## GAME 9 - LSU



Nov. 4, 2006

**LSU** 28  
**TENNESSEE** 24

KNOXVILLE - For the fourth consecutive game, Tennessee came from behind in the fourth quarter.

But this time, JaMarcus Russell and LSU had an answer.

After the Vols took a three-point lead midway through the final quarter, the Tigers answered with a comeback of their own. Russell marched LSU down the field and hit Early Doucet with a 4-yard pass with nine seconds left to upset UT 28-24 at Neyland Stadium.

"Obviously that hurts," coach Phillip Fulmer said. "That really hurts our football team. There was great effort on the field and great effort in preparations during the week."

"You have to give a lot of credit to LSU. Their quarterback (JaMarcus Russell) is a major-league player in every sense of the word. Our team fought its rear off. It's disappointing that sometimes it doesn't turn out your way. We'll continue to fight and scratch and work to get to where we want to get to."

The Vols won't be going to the SEC Championship game, as the loss helped Florida clinch the Eastern Division title. But an at-large berth in a Bowl Championship Series game remains a real possibility if UT can win its last three games, starting Saturday at Arkansas.

"This team still has a chance to have a very fine season," Fulmer said. "And from where everyone expected us to be, we've done quite well."

The Vols played well even without their starting quarterback against the Bayou Bengals. Erik Ainge, limited by an ankle injury suffered against South Carolina, tried to play through it, but redshirt freshman Jonathan Crompton relieved the junior in the second quarter and played the rest of the game.

Crompton was 11-for-24 for 183 yards and an interception, but his first two career touchdown passes were almost enough to give the Vols their fourth-straight come-from-behind victory.

Junior wide receiver Robert Meachem helped ease the transition from Ainge to Crompton on Saturday, catching five passes for 121 yards. The Biletnikoff Award semifinalist hauled in both touchdowns, including the go-ahead score in the fourth quarter that covered 54 yards.

"Jonathan's going to be a heck of a quarterback," Fulmer said. "He'll be a really fine football player with more time and experience. I couldn't have asked any more out of him."

The Vols will continue their quest for a BCS game bid next week in Fayetteville, taking on SEC West-leading Arkansas at Razorback Stadium (7 p.m., TV: ESPN2).

"This was very disappointing," defensive end Xavier Mitchell said. "It hurts us inside."

"Our biggest battle now is coming back from this."

### SCORE BY QUARTERS

<b>LSU</b>	<b>0</b>	<b>7</b>	<b>14</b>	<b>7</b>	--	<b>28</b>
<b>TENNESSEE</b>	<b>0</b>	<b>10</b>	<b>7</b>	<b>7</b>	--	<b>24</b>

### SCORING SUMMARY

- 2nd** - LSU - Davis 23 pass from Russell (David kick). UT - Meachem 37 pass from Crompton (Wilhoit kick). UT - Wilhoit 24 field goal.
- 3rd** - UT - Morley 31 interception return (Wilhoit kick). LSU - Bowe 5 pass from Russell (David kick). LSU - K. Williams 7 run (David kick).
- 4th** - UT - Meachem 54 pass from Crompton (Wilhoit kick). LSU - Doucet 4 pass from Russell (David kick).

TEAM STATS		UT	LSU
First Downs		11	28
Rushes-Yards		20-62	45-231
Passing Yards		186	247
Passes (C-A-I)		12-30-1	24-36-3
Total Offensive Plays		50	81
Total Offense		248	478
Fumbles-Lost		2-0	2-1
Penalties-Yards		9-58	1-15
Punts-Average		5-47.8	2-52.0
Time of Possession		18:54	41:06
Third-Down Conversions		5 of 13	8 of 14
Fourth-Down Conversions		0 of 0	3 of 3
Sacks By-Yards		2-16	2-15


### TENNESSEE

RUSHING	Att	Gain	Lost	Net	TD	Lg
A. Foster	10	46	2	44	0	22
Crompton	6	27	5	22	0	11
PASSING	Att	Comp	Int	Yds	TD	Lg
Crompton	24	11	1	183	2	54
RECEIVING	No	Yds	TD	Lg		
Meachem	5	121	2	54		
Swain	3	26	0	15		

### LSU

RUSHING	Att	Gain	Lost	Net	TD	Lg
J. Russell	7	82	11	71	0	34
PASSING	Att	Comp	Int	Yds	TD	Lg
J. Russell	36	24	3	247	3	36
RECEIVING	No	Yds	TD	Lg		
E. Doucet	8	73	1	14		

## GAME 10 - ARKANSAS



Nov. 11, 2006

### TENNESSEE ARKANSAS

FAYETTEVILLE, ARK. - Arkansas made its case as one of the best teams in the SEC.

There were no arguments from Tennessee.

Arkansas never trailed on Saturday night at Donald W. Reynolds Razorback Stadium, overpowering the Vols from the outset en route to a 31-14 victory that put the Razorbacks on the inside track for the SEC West championship.

"They are one of the best in the SEC," Tennessee coach Phillip Fulmer said. "Florida, LSU and Arkansas are up there together."

That trio handed the Vols all of their losses this season, but the Razorbacks put on perhaps the most impressive performance of the three.

"Arkansas is a great team," linebacker Ryan Karl said.

LSU and Florida came from behind to edge the Vols in tight games in the fourth quarter, but the Razorbacks erased all the drama early.

Arkansas wide receiver Marcus Monk and dynamic running back Darren McFadden each scored twice in the first half, as UT trailed 28-7 at intermission and could never really recover against the Razorbacks defense.

"I don't think we answered the bell at all in the first half," Fulmer said. "We've been emotionally into the season all year long. We can't wallow around in our disappointment."

McFadden did most of the damage for Arkansas, rushing for 181 yards and two touchdowns. The sophomore also threw for a score in a package that featured the powerful runner as an option quarterback.

"We were working all week (for their running game), but they trapped us and we didn't expect that," Karl said. "Arkansas is good at getting the defense off base. They put Darren McFadden at quarterback and we can't get off as many blocks. In the second half, I thought we adjusted and did well."

UT held the Razorbacks to only a field goal in the second half, but the Vols struggled offensively with freshman Jonathan Crompton making his first career start in the hostile environment in Fayetteville.

Crompton was 16-for-34 for 174 yards with an interception and a pair of touchdowns, but he was constantly pressured and sacked four times.

Robert Meachem hauled in his ninth touchdown of the season in the first half, and senior Bret Smith wrapped up the scoring with a 39-yard scoring grab late in the fourth quarter.

"We lost ... that is what's running through my head," Smith said. "The better team won tonight."

"We defended the way they did in practice and couldn't execute (tonight). After the first half, I thought we would come back out and my mindset was it could be another LSU (in 2005). We just weren't executing our offense."

#### SCORE BY QUARTERS

TENNESSEE	0	7	0	7	--	14
ARKANSAS	7	21	0	3	--	31

#### SCORING SUMMARY

- 1st** - UA - Monk 10 pass from Dick (Davis kick).
- 2nd** - UA - McFadden 17 run (Davis kick). UT - Meachem 27 pass from Crompton (Wilhoit kick). UA - Monk 12 pass from McFadden (Davis kick). UA - McFadden 5 run (Davis kick).
- 4th** - UA - Davis 28 field goal. UT - Smith 39 pass from Crompton (Wilhoit kick).

TEAM STATS	UT	ARK
First Downs	19	18
Rushes-Yards	29-92	45-259
Passing Yards	174	166
Passes (C-A-I)	16-34-1	11-16-0
Total Offensive Plays	63	61
Total Offense	266	425
Fumbles-Lost	3-0	2-1
Penalties-Yards	5-16	5-65
Punts-Average	8-39.1	5-35.6
Time of Possession	28:05	31:55
Third-Down Conversions	4 of 13	7 of 13
Fourth-Down Conversions	0 of 0	0 of 0
Sacks By-Yards	0-0	4-17

#### TENNESSEE

RUSHING	Att	Gain	Lost	Net	TD	Lg
Hardesty	12	59	7	52	0	12
Coker	9	56	5	51	0	12
PASSING	Att	Comp	Int	Yds	TD	Lg
Crompton	34	16	1	174	2	39
RECEIVING	No	Yds	TD	Lg		
Meachem	4	65	1	27		
Smith	4	62	1	39		

#### ARKANSAS

RUSHING	Att	Gain	Lost	Net	TD	Lg
D. McFadden	30	191	10	181	2	37
PASSING	Att	Comp	Int	Yds	TD	Lg
C. Dick	15	10	0	154	1	35
RECEIVING	No	Yds	TD	Lg		
M. Monk	8	137	2	35		

## GAME 11 - VANDERBILT



Nov. 18, 2006

### TENNESSEE VANDERBILT

39  
10

NASHVILLE - Coach Phillip Fulmer expects to win every game - perhaps even more so against Tennessee's in-state rival.

After his team didn't meet Fulmer's expectations for the first time in his career a year ago - the only loss against Vanderbilt in 13

previous meetings - the Vols were anxious to return their one-sided rivalry back to normal.

After 364 days of waiting, UT went back to status quo with a dominating 39-10 win over the Commodores at Vanderbilt Stadium.

"We approach every game as though it is the most important game and we expect to win every game that we play," Fulmer said. "There has not been a single game since I have been here at Tennessee that I have not expected to win. So whether it is Vanderbilt or Florida or Georgia, we expect to win. That is why people come to Tennessee."

The win ended Vanderbilt's short reign over bragging rights and halted a two-game losing streak for the Vols. Quarterback Erik Ainge was absent from the line-up for all but one quarter during the short slump, and his return from an ankle injury sparked a busy day for the UT offense.

The junior signal-caller said was accurate and efficient, connecting on 21-of-26 attempts for 266 yards with touchdown passes to senior Jayson Swain and junior Bilenitkoff Award candidate Robert Meachem.

"It was very nice to have Erik back," Swain said. "(And) the receivers stepped up and took the challenge that was at hand. Coach (Taylor) Trooper said we were going to have to make big plays, and we made big plays."

So, too, did the oft-maligned UT running game. Freshman LaMarcus Coker broke off another highlight-reel scoring run - an 87-yard scamper to go with his 89-yarder earlier this season - and finished with two touchdowns and 126 yards on just 10 carries.

The Vols offense was racing from the opening kickoff and only slowed after the game was put well out of reach early in the fourth quarter. Meachem's score made it 36-7 with just less than 14 minutes left to play, effectively putting the wraps on another banner offensive day for the Vols and offensive coordinator David Cutcliffe. UT improved to 52-2 all-time when scoring at least 30 points with Cutcliffe calling the plays.

Of course, it was also a largely typical performance for Fulmer after last year's aberration in Knoxville, and the Vols head man improved his record against the mid-state rivals to 13-1.

"I am really proud of our football team and our staff that we have been able to keep our focus and keep our intensity and that we have worked like the dickens to get better," he said.

#### SCORE BY QUARTERS

TENNESSEE	6	13	10	10	--	39
VANDERBILT	0	7	0	3	--	10

#### SCORING SUMMARY

- 1st** - UT - Wilhoit 43 field goal. UT - Wilhoit 27 field goal.
- 2nd** - VU - Smith 7 pass from Nickson (Hahnfeldt kick). UT - Coker 8 run (Wilhoit kick). UT - Swain 6 pass from Ainge (pass failed).
- 3rd** - UT - Wilhoit 22 field goal. UT - 87 run (Wilhoit kick).
- 4th** - UT - Meachem 17 pass from Ainge (Wilhoit kick). UT - Wilhoit 41 field goal. VU - Johnson 21 field goal.

TEAM STATS	UT	VU
First Downs	18	14
Rushes-Yards	26-163	34-109
Passing Yards	266	109
Passes (C-A-I)	21-30-0	11-24-2
Total Offensive Plays	56	58
Total Offense	429	218
Fumbles-Lost	1-1	1-0
Penalties-Yards	7-64	4-29
Punts-Average	2-46.5	7-35.1
Time of Possession	26:30	33:30
Third-Down Conversions	3 of 11	5 of 14
Fourth-Down Conversions	1 of 1	0 of 0
Sacks By-Yards	0-0	2-12

#### TENNESSEE

RUSHING	Att	Gain	Lost	Net	TD	Lg
Coker	10	129	3	126	2	87
Hardesty	9	56	4	52	0	23
PASSING	Att	Comp	Int	Yds	TD	Lg
Ainge	26	21	0	266	2	45
RECEIVING	No	Yds	TD	Lg		
Meachem	7	95	1	21		
Swain	6	76	1	29		

#### VANDERBILT

RUSHING	Att	Gain	Lost	Net	TD	Lg
C. Nickson	13	52	8	44	0	10
PASSING	Att	Comp	Int	Yds	TD	Lg
C. Nickson	23	10	2	97	1	31
RECEIVING	No	Yds	TD	Lg		
E. Bennett	4	16	0	20		

## GAME 12 - KENTUCKY



Nov. 25, 2006

### KENTUCKY TENNESSEE

12  
17

KNOXVILLE - It wasn't pretty or easy, but the result was the same.

Kentucky led going into the fourth quarter, but Tennessee took control of the one-sided rivalry with a LaMarcus Coker dive into the end zone and a late defensive stand to earn its 22nd consecutive win over the Wildcats with a 17-12 victory at Neyland Stadium.

"I compliment Kentucky," said UT head coach Phillip Fulmer, who improved to 14-0 against the Wildcats. "I don't remember this series or this game ever being easy."

"Today was an example of (Kentucky's) defense taking the challenge. They're to be commended."

After the Vols jumped out to a 10-point lead in the first quarter after Erik Ainge hooked up with Robert Meachem for his 11th touchdown of the season, Kentucky tightened up on defense and chipped away at UT on offense.

"I didn't think we played very well," said Ainge, who finished 19-for-33 for 240 yards and the touchdown loss. "We won and that's all that matters. There was either a miscue with a route, a miscue with a throw or protection, but there was (always) something that went wrong to stop ourselves. Credit Kentucky's defense. They played well, they played hard and they gave it to us."

The Wildcats led 12-10 heading into the final frame, but Coker's plunge provided the winning margin for the Vols and the UT defense twice turned away Kentucky on fourth-down in the closing minutes to lock up second place in the SEC Eastern Division.

"Our defense did a fantastic job in the second half," Fulmer said. "Our team played hard, but not particularly well."

"But, we've got nine wins. I've been on the other side of that coin, when we played well and didn't win."

The Vols defense played its best when UT needed it most to claim that ninth win.

Senior Turk McBride wrapped up Rafael Little for a loss on 4th-and-3 with just less than 11 minutes to play to stuff a late Kentucky scoring drive inside the UT 30-yard line to keep the second-half shutout alive, and the Vols held the Wildcats scoreless in the closing minutes after facing 1st-and-goal from the 6-yard line.

The Wildcats moved the ball well for the most part against the Vols, but UT gave up just one touchdown in five red zone trips to help keep the winning streak alive.

"We just picked each other up and got the stops we needed (on the final drive)," senior linebacker Marvin Mitchell said.

#### SCORE BY QUARTERS

KENTUCKY	0	12	0	0	--	12
TENNESSEE	10	0	0	7	--	17

#### SCORING SUMMARY

- 1st** - UT - Wilhoit 24 field goal. UT - Meachem 15 pass from Ainge (Wilhoit kick).
- 2nd** - UK - Seiber 21 field goal. UK - Little 5 pass from Woodson (kick failed). UK - Seiber 20 field goal.
- 4th** - UT - Coker 1 run (Wilhoit kick).

TEAM STATS	UT	UK
First Downs	23	24
Rushes-Yards	34-96	30-128
Passing Yards	240	282
Passes (C-A-I)	19-33-0	26-39-0
Total Offensive Plays	67	69
Total Offense	336	410
Fumbles-Lost	3-1	1-0
Penalties-Yards	4-35	3-28
Punts-Average	2-44.0	1-48.0
Time of Possession	29:32	30:28
Third-Down Conversions	7 of 14	7 of 14
Fourth-Down Conversions	2 of 2	0 of 3
Sacks By-Yards	1-7	3-20

#### TENNESSEE

RUSHING	Att	Gain	Lost	Net	TD	Lg
Coker	22	94	4	90	1	16
Hardesty	7	30	3	27	0	15
PASSING	Att	Comp	Int	Yds	TD	Lg
Ainge	33	19	0	240	1	33
RECEIVING	No	Yds	TD	Lg		
Meachem	6	116	1	33		
Coker	4	51	0	17		

#### KENTUCKY

RUSHING	Att	Gain	Lost	Net	TD	Lg
R. Little	23	122	3	119	0	43
PASSING	Att	Comp	Int	Yds	TD	Lg
A. Woodson	39	26	0	282	1	41
RECEIVING	No	Yds	TD	Lg		
J. Tammie	7	120	0	38		

# The Last Time Tennessee ...

## Individual

### Rushed for more than 100 yards

126, LaMarcus Coker at Vanderbilt, 11/18/06

### Rushed for more than 200 yards

223, Arian Foster vs. Vanderbilt, 11/19/05

### Rushed for more than 250 yards

294, Chuck Webb vs. Mississippi, 11/18/89

### Passed for 200 yards

240, Erik Ainge vs. Kentucky, 11/25/06

### Passed for 300 yards

302, Erik Ainge vs. Alabama, 10/21/06

### Passed for 400 yards

408, Peyton Manning vs. Northwestern (Citrus Bowl), 1/1/97

### Passed for 500 yards

523, Peyton Manning at Kentucky, 11/22/97

### Had 100 yards receiving

116, Robert Meachem vs. Kentucky, 11/25/06

### Had 150 yards receiving

157, Robert Meachem at Memphis, 9/30/06

### Had 200 yards receiving

256, Kelley Washington vs. LSU, 9/29/01

### Returned a kickoff for a touchdown

Bret Smith (44 yards; onside kick) at South Carolina, 10/30/04

### Returned a punt for a touchdown

Mark Jones (53 yards) vs. Vanderbilt, 11/22/03

### Returned a blocked punt for a touchdown

Antonio Wardlow (8 yards) at Georgia, 10/7/06

### Returned a blocked field goal for a touchdown

Tyrone Hines (90 yards) vs. South Carolina, 10/28/95

### Returned a pass interception for a touchdown

Demetrice Morley (31 yards) vs. LSU, 11/4/06

### Returned a fumble for a touchdown

Parys Haralson (18 yards) vs. Alabama, 10/23/04

### Returned an extra point for a score

Floyd Miley (97 yards) vs. Mississippi, 11/17/90 (blocked kick return)

### Returned a kickoff 100 yards

Leonard Scott vs. Georgia, 10/9/98

### Returned a punt for at least 75 yards

Terry Fair vs. Arkansas, 11/16/96 (86 yards)

### Rushed for three touchdowns

3, Arian Foster at Georgia, 10/7/06

### Threw three touchdown passes

4, Erik Ainge at Memphis, 9/30/06

### Caught three touchdown passes

3, Chris Hannon vs. Mississippi State, 11/15/03

### Kicked three field goals

4, James Wilhoit at Vanderbilt, 11/18/06

### Had an 80-yard run

87, LaMarcus Coker at Vanderbilt, 11/18/06

### Had an 80-yard pass completion

84, Erik Ainge to Robert Meachem at Memphis, 9/30/06

### Had 20 tackles

21, Tom Fisher at Auburn, 9/26/64 (Birmingham, Ala.)

### Recorded three sacks

3, Jerod Mayo vs. California, 9/2/06

### Forced two fumbles

2, Brandon Johnson vs UNLV, 8/30/04

### Intercepted two passes

3, Deon Grant vs Auburn 1999

### Made a 50-yard field goal

51, James Wilhoit vs. Florida, 9/16/06

## Team

### Shut out an opponent

48-0 vs. Vanderbilt, 11/22/03

### Shut out consecutive opponents

at Vanderbilt and vs. Kentucky, 11/23-30/02 (both scores were 24-0)

### Rushed for more than 300 yards

347, vs. Louisiana Tech, 9/25/04 (51 carries)

### Rushed for more than 400 yards

406, vs. Vanderbilt, 11/26/94 (60 carries)

### Passed for more than 300 yards

302, vs. Alabama, 10/21/06 (28-of-46)

### Had more than 600 yards total offense

606, vs. Kentucky, 11/27/04 (204 rush, 402 pass)

### Scored 50 points

51, at Georgia 10/7/06 (Score: 51-33)

### Scored 60 points

63, vs. Arkansas, 11/11/00 (Score: 63-20)

### Scored 70 points

70, vs. Louisiana-Monroe, 9/23/00 (Score: 70-3)

### Failed to rush for more than 100 yards

96, vs. Kentucky, 11/25/06 (34 carries)

### Failed to pass for more than 100 yards

99, vs. South Carolina, 10/29/05 (14-for-32)

### Held opponent to fewer than 100 yards rushing

53, vs. Alabama, 10/21/06 (30 carries)

### Held an opponent to fewer than 100 yards passing

79, at Memphis, 9/30/06

### Held opponent without a touchdown

at Kentucky, 11/29/05 (Score: Tennessee 27-8)

### Failed to get a first down

vs. Auburn, 9/27/58 (Score: Auburn 13-0)

### Scored a safety

vs. Marshall, 9/23/06 (Xavier Mitchell sacked Bernard Morris)

### Never had to punt

vs. Air Force, 9/9/06 (seven offensive possessions in 31-30 win)

### Blocked a punt

at Georgia, 10/7/06 (Antonio Wardlow)

### Blocked a field goal

vs. Alabama (twice), 11/25/03 (Jason Allen and Mondre Dickerson)

### Faked a punt

at Florida, 9/17/05 (Britton Colquitt pass incomplete to Inquoris Johnson)

### Faked a punt successfully for a first down

at Mississippi, 10/16/04 (Dustin Colquitt 19-yard pass to Chris Hannon)

### Faked a field goal

vs. Arkansas, 11/11/00 (Seth Reagan ran 2 yards for touchdown)

### Attempted a 2-point conversion

at Vanderbilt, 11/18/06 (Erik Ainge pass failed; score: 19-7)

### Successfully attempted a 2-point conversion

at Notre Dame, 11/5/05 (Erik Ainge pass to Bret Smith; score: 21-21)

### Two players rushed for 100 yards

Cedric Houston (160) and Gerald Riggs Jr. (116) vs. Louisiana Tech, 9/25/04

### Three players rushed for 100 yards

James Stewart (145), Aaron Hayden (115), Mose Phillips (107) vs. Vanderbilt, 11/30/91

### Two players with 100 yards passing

Erik Ainge (149) and Rick Clausen (120) vs. Notre Dame, 11/6/04

### Two players had more than 100 yards receiving

Marcus Nash (126) and Peerless Price (161) vs. Auburn (SEC Champ.), 12/6/97

### Played an overtime game

at LSU, 9/26/05 (Score: Tennessee 30-27 in one overtime)

### Lost an overtime game

at LSU, 9/30/00 (Score: LSU 38-31 in one overtime)

### Beat a ranked opponent

at No. 9 Georgia, 10/7/06 (UT 51, UGA 33)

### Beat a team ranked in the top 15

at No. 9 Georgia, 10/7/06 (UT 51, UGA 33)

### Beat a team ranked in the top five

at No. 4 LSU, 9/26/06 (UT 30, LSU 27)

# The Last Time a Tennessee Opponent ...

## Individual

- Rushed for more than 100 yards**
  - 119, Rafeal Little, Kentucky, 11/25/06 (23 carries)
- Rushed for more than 200 yards**
  - 206, Ahman Green, Nebraska (Orange Bowl), 1/2/98
- Rushed for more than 250 yards**
  - Never
- Passed for 200 yards**
  - 282, Andre' Woodson, Kentucky, 11/25/06
- Passed for 300 yards**
  - 315, Jay Cutler, Vanderbilt, 11/19/05
- Passed for 400 yards**
  - 406, Jared Lorenzen, Kentucky, 11/17/01
- Passed for 500 yards**
  - Never
- Had 100 yards receiving**
  - 120, Jacob Tamme, 11/25/06
- Had 150 yards receiving**
  - 167, Earl Bennett, Vanderbilt, 11/19/05
- Had 200 yards receiving**
  - 222, Clarence Sevellian, Vanderbilt, 11/28/92
- Returned a kickoff for a touchdown**
  - Thomas Brown (99 yards), Georgia, 10/7/06
- Returned a blocked punt for a touchdown**
  - Reggie Fullwood (2 yards), Army, 10/11/86
- Returned a punt for a touchdown**
  - Mikey Henderson (86 yards), Georgia, 10/7/06
- Returned a pass interception for a touchdown**
  - Tom Zbikowski (33 yards), Notre Dame, 11/5/05
- Returned a fumble for a touchdown**
  - Sean Jones (92 yards), Georgia, 10/11/03
- Returned an extra point for a score**
  - Quinton Reese, Auburn (SEC Championship), 12/6/97
- Returned a kickoff 100 yards**
  - Nathan Jones (100 yards), Rutgers, 9/28/02
- Returned a punt at least 75 yards**
  - Mikey Henderson (86 yards), Georgia, 10/7/06
- Rushed for three touchdowns**
  - Scott Frost (runs of 1, 11 and 19 yards), Nebraska (Orange Bowl), 1/2/98
- Threw three touchdown passes**
  - 3, JaMarcus Russell, LSU, 11/4/06
- Caught three touchdown passes**
  - 3, Josh Reed, LSU, 9/30/00 (OT)
- Kicked three field goals**
  - 3, Stephen Gostkowski, Memphis, 11/12/05
- Had an 80-yard pass completion**
  - 81, Chris Leak to Chad Jackson, Florida, 9/18/04
- Recorded three sacks**
  - 5, Alex Brown, Florida, 9/18/99
- Intercepted two passes**
  - 2, Simeon Castille, Alabama, 10/21/06
- Made a 50-yard field goal**
  - 50, Ryan Succop, South Carolina, 10/28/06

## Team

- Shut out Tennessee**
  - 31-0, Florida, 9/17/94
- Shut out Tennessee consecutively**
  - Kentucky and Vanderbilt, 11/19-26/59 (Scores: 20-0, 14-0)
- Rushed for more than 300 yards**
  - 321 Nebraska (Fiesta Bowl), 1/2/00
- Rushed for more than 400 yards**
  - 409, Nebraska (Orange Bowl), 1/2/98
- Passed for more than 400 yards**
  - 409, Florida, 9/19/98
- Had more than 600 yards total offense**
  - 634, Kentucky, 11/22/97
- Scored 50 points**
  - 62, Florida, 11/16/95 (Score: 62-37)
- Scored 60 points**
  - 62, Florida, 11/16/95 (Score: 62-37)
- Scored 70 points**
  - 70, Trinity (present-day Duke), 11/4/1893 (Score: Trinity 70-0)
- Failed to rush for more than 100 yards**
  - 53, Alabama, 10/21/06 (30 carries)
- Failed to pass for more than 100 yards**
  - 79, Memphis, 9/30/06 (11-for-17)
- Held Tennessee to fewer than 100 yards rushing**
  - 96, Kentucky, 11/25/06 (34 carries)
- Held Tennessee to fewer than 100 yards passing**
  - 99, vs. South Carolina, 10/29/05 (14-for-32)
- Held Tennessee without a touchdown**
  - Alabama, 10/22/05 (Score: Alabama 6-3)
- Scored a safety**
  - Kentucky, 11/26/05 (Erik Ainge called for intentional grounding in end zone)
- Returned a punt and a kickoff for a touchdown in the same game**
  - Georgia, 10/7/06 (Punt: 86 yards, Mikey Henderson; Kickoff: 99 yards, Thomas Brown)
- Blocked a punt**
  - Alabama, 10/21/06 (Marcel Stamps)
- Blocked a field goal**
  - Mississippi, 10/1/05 (Jayme Mitchell)
- Blocked two field goals**
  - Colorado, 8/26/90
- Faked a punt**
  - LSU, 11/4/06 (Chris Jackson rush for 18 yards)
- Faked a punt successfully for a first down**
  - LSU, 11/4/06 (Chris Jackson rush for 18 yards)
- Attempted a 2-point conversion**
  - Georgia, 10/7/06 (Joe Tereshinski pass failed)
- Successfully attempted a 2-point conversion**
  - California, 9/2/06 (Joe Ayoub pass to Robert Jordan; score: 35-11)
- Two players rushed for 100 yards**
  - James Rouse (134) and Barry Foster (103), Arkansas (Cotton Bowl), 1/1/90
- Three players rushed for 100 yards**
  - Paul Hofer (119), James Reed (115), Michael Sweet (103), Mississippi, 11/15/75
- Two players had more than 100 yards passing**
  - Jesse Palmer (210) and Doug Johnson (199), Florida, 9/19/98
- Two players had more than 100 yards receiving**
  - Brandon Smith (160) and Marlon White (108), Vanderbilt, 11/20/04
- Played an overtime game**
  - LSU, 9/26/05 (UT 30, LSU 27 in one OT)
- Won an overtime game**
  - LSU, 9/30/00 (LSU 38, UT 31 in one OT)
- Beat a ranked Tennessee team**
  - Arkansas 11/11/06 (No. 11 Arkansas 31, No. 13 UT 14)
- Beat a Tennessee team ranked in the top 15**
  - Arkansas 11/11/06 (No. 11 Arkansas 31, No. 13 UT 14)
- Beat a Tennessee team ranked in the top five**
  - Florida, 9/17/05 (No. 6 UF 16, No. 4 UT 7)