

2008 TENNESSEE VOLUNTEERS FOOTBALL

Contacts: Bud Ford (cell 865-567-6287) Assoc. AD-Media Relations ♦ John Painter (cell 865-414-1143) Assoc. SID
 P.O. Box 15016 ♦ Knoxville, TN 37901 ♦ Phone: (865) 974-1212 ♦ Fax: (865) 974-1269
 bford@tennessee.edu ♦ jpainter@tennessee.edu

2008 TENNESSEE SCHEDULE

Date	Opponent	Time/Result
Sept. 1	at UCLA (ESPN)	(OT) L 24-27
Sept. 13	UAB (RAYCOM)	W 35-3
Sept. 20	*Florida (CBS)	L 6-30
Sept. 27	*at Auburn (CBS)	L 12-14
Oct. 4	Northern Illinois (PPV)	W 13-9
Oct. 11	*at Georgia (CBS)	3:30 p.m. ET
Oct. 18	*Mississippi State (PPV)	7 p.m. ET
Oct. 25	*Alabama	
Nov. 1	*at South Carolina	
Nov. 8	Wyoming (PPV)	1 p.m. ET
Nov. 22	*at Vanderbilt	
Nov. 29	*Kentucky	
Dec. 6	SEC Championship (CBS)	4 p.m. ET

* Southeastern Conference game

2008 GEORGIA SCHEDULE

Date	Opponent	Time/Result
Aug. 30	Georgia Southern (PPV)	W 45-21
Sept. 6	Central Michigan	W 56-17
Sept. 13	*at South Carolina (CBS)	W 14-7
Sept. 20	at Arizona State (ABC)	W 27-10
Sept. 27	*Alabama (ESPN)	L 30-41
Oct. 11	*Tennessee (CBS)	3:30 p.m. ET
Oct. 18	*Vanderbilt	
Oct. 25	*at LSU	
Nov. 1	*Florida (Jacksonville, Fla.)	
Nov. 8	*at Kentucky	
Nov. 15	*at Auburn	
Nov. 29	Georgia Tech	
Dec. 6	SEC Championship Game (CBS)	4 p.m. ET

* Southeastern Conference game

WHAT'S INSIDE

Notes on the Vols	4-8	Game Reviews	22-23
Coach Phillip Fulmer	9	2008 Statistics	25-33
UT Scouting Report	10	Career Stats	34-37
Depth Charts	11	The Last Time	38-39
Starter Thumbnails	17-21		

TELEVISION

CBS
 Play-by-play: Craig Bolerjack
 Analyst: Steve Beuerlein



RADIO

Vol Network (StadiumCast FM 89.9)
 Play-by-play: Bob Kesling
 Analyst: Tim Priest
 Sideline: Mike Stowell



XM Satellite Radio
 UT Feed: Channel 144



Game 6

Tennessee Volunteers at Georgia Bulldogs
 Oct. 11 ♦ Sanford Stadium (92,746) ♦ 3:30 p.m. ET ♦ CBS

TENNESSEE

UTsports.com
 2-3, 0-2 SEC
 Not ranked / Not ranked
 Phillip Fulmer (Tennessee, 1972)
 149-48 (.756, 17th year)
 149-48 (.756, 17th year)
 Tennessee leads 20-15-2

Web Site

Record

Ranking

Head Coach

Overall Record

Record at School

All-Time Series

GEORGIA

GeorgiaDogs.com

4-1, 1-1 SEC

10th AP / 10th USA Today Coaches

Mark Richt (Miami [Fla.], 1982)

76-20 (.792, Eighth year)

76-20 (.792, Eighth year)

SERIES HISTORY & NOTES

Tennessee leads the all-time series with Georgia 20-15-2 dating to 1899. UT rallied for a 51-33 triumph two years ago in Athens—the Vols' second straight win at UGA's Sanford Stadium.

The Big Orange own a 10-7-1 advantage over the Bulldogs in Athens, and UT head coach Phillip Fulmer boasts an 11-5 career mark against Georgia. Fulmer won his first eight games against UGA from 1992-99. Those eight triumphs were part of a nine-game win streak for Tennessee against Georgia that marked the longest such streak by either team in the series (1989-99).

Twelve players on UT's 2008 roster hail from the Peach State—Eric Berry (Fairburn), Chad Cunningham (Dawsonville), Stephen Darville (Rome), Steven Fowlkes (College Park), Brent Freeman (Suwanee), Derrick Furlow (Atlanta), Anthony Parker (Jonesboro), Tauren Poole (Toccoa), Stephaun Raines (Dalton), Chris Scott (Riverdale), Brett Thomason (Dalton) and LaMarcus Thompson (Lithonia). Berry, Cunningham, Parker and Scott have started every game this season.

Vols offensive line coach Greg Adkins served as an assistant coach at Georgia under Jim Donnan from 1996-2000. Adkins coached defensive line in 1996 before shifting to tight ends and offensive line from 1997-2000.

FULMER APPROACHING 200TH CAREER GAME AS HEAD COACH

Saturday's game at Georgia marks Phillip Fulmer's 198th career game as a head coach—all at his alma mater, Tennessee. The Winchester, Tenn., native played for the Volunteers as an offensive guard from 1968-71 before serving as either a student coach or full-time assistant on Rocky Top for 14 more seasons before taking the program's reins.

All told, Fulmer has been on the Tennessee sideline for a total of 419 football games dating to 1968.

FULMER'S NEXT TRIUMPH PUTS TENNESSEE IN ELITE COMPANY

Phillip Fulmer's next win will be his 150th triumph as Tennessee's head coach, allowing him to join Gen. Robert R. Neyland (173) as just the second Vols coach to reach that victory plateau. UT then will stand alongside Michigan as the only schools with two different coaches owning 150-plus victories at their respective school. Bo Schembechler (194) and Fielding Yost (165) passed the 150-win mark during their tenures for the Wolverines.

Tennessee also is one of just five schools with three different coaches owning at least 100 victories in the program, Johnny Majors having captured 116 wins during his Vols career. Other schools are Oklahoma with four different coaches and Southern California, Georgia Tech and Michigan with three apiece. **See Page 6 for complete chart.**

DEFENSE FIERCE IN FINAL FRAME

The Tennessee defense has been as good as it can be in the fourth quarter of the last two games. In those contests combined, it has surrendered a net total of 15 yards and allowed just one first down. The defense has forced seven three-and-outs and has not allowed a point to be scored in the fourth quarter of those games.

Northern Illinois lost a total of nine yards on four possessions in the final frame last Saturday, and Auburn gained just 24 yards in five fourth-quarter possessions Sept. 27.


Tennessee's defense did not force a fourth-quarter three-and-out in any of its first three games. The opponents' average fourth-quarter drive went for 52 yards and three of six drives ended in a score during that span. The Vols forced just one punt, one turnover on downs and one interception leading up to the Auburn game.

TENNESSEE DEFENSE LIMITING DAMAGE FOLLOWING TAKEAWAYS

While Tennessee's offense has been hampered by turnovers through the first five games of the season, the Volunteers defense—under the tutelage of veteran coordinator John Chavis—has performed admirably in damage-control mode. The nine takeaways recorded by opposing defenses have resulted in only 19 total points.

Not surprising, considering the stingy UT defense ranks among the top-13 FBS teams in four separate statistical categories, including total defense, rushing defense and pass defense (see complete rankings on page 24).

TENNESSEE FOOTBALL MEDIA SERVICES

SUN	MON	TUE	WED	THU	FRI	SAT
Phillip Fulmer Show Noon & 6:30 p.m. ET Fulmer Teleconference 5:30 p.m. ET Practice 7:45-8:45 p.m. ET Limited player availability Game Replay 11:30 p.m. ET (SportsSouth)	Game Replay 8 p.m. (SportsSouth) Vol Calls* 8-9 p.m. ET statewide	Media Day 11:30 a.m. - 1:30 p.m. Practice 3:55 p.m. ET No player availability	SEC Teleconference Fulmer 11:28 a.m. ET Players Teleconference 1 p.m. ET Practice 4:20 p.m. ET	Practice 4:25 p.m. ET Coaches only after practice Big Orange Countdown* 7-8 p.m. ET statewide	Walkthrough Berkmar High School (Duluth, Ga.) 4:30 p.m. ET	Gameday 3:35 p.m. ET 

TENNESSEE MEN'S SPORTS INFORMATION

BUD FORD

Associate AD - Media Relations



Office: (865) 974-1214
 Cell: (865) 567-6287
 bford@tennessee.edu

JOHN PAINTER

Associate SID - Football Contact



Office: (865) 974-1097
 Cell: (865) 414-1143
 jpainter@tennessee.edu

ADDITIONAL SID STAFF

Tom Satkowiak - Assistant SID

Office: (865) 974-4947; tsatkowi@utk.edu

ADDRESSES

Mailing
 P.O. Box 15016
 Knoxville, TN 37901-5016

Overnight
 Men's Sports Information
 1720 Volunteer Blvd.
 Knoxville, TN 37996

* - Vol Network Radio

Practice times subject to change;

For daily practice times, call Clint Dowdle in the football office at (865) 974-3109

TUESDAY (cont.)

Fulmer Press Briefing Live Uplink - Each Tuesday prior to every game, Coach Fulmer is available by live uplink from 12:30 - 1 p.m. ET. Satellite coordinates are: **KU Band, Horizons 2, Transponder 16 Lower 11980 Vertical**

UT Football Preview Feed - Each Tuesday during the season, a preview of the upcoming UT game will be available on satellite. The feeds are from 4:15-4:30 p.m. ET. Satellite coordinates are: **KU Band, Horizons 2, Transponder 16 Lower 11980 Vertical**

WEDNESDAY

SEC Weekly Teleconference - The Southeastern Conference conducts a weekly teleconference with the SEC head coaches each Wednesday. The call begins at 11 a.m. ET, with each coach assigned a seven-minute time period. Media should contact the SEC Media Relations Office (205-458-3000) for the confidential media phone number.
Coach Phillip Fulmer participates from 11:28-11:35 a.m. ET each Wednesday.

Players' Weekly Teleconference - The UT Sports Information Office has weekly teleconferences with 2-4 players available. This service takes place Wednesday during the season at 1 p.m. ET. Please make player requests to the Sports Information Office at (865) 974-1212.

Call (212) 812-4494 and enter 8934 8710 to join the teleconference.

SUNDAY

Coach Fulmer's Teleconference - Coach Fulmer will be available on Sundays following Vols games (including open dates) via teleconference beginning at 5:30 p.m. ET. Call (212) 812-4494 and enter 8934 8710 to join the call.

UT Football Game Highlights - Highlights for all UT games are available on satellite each Sunday morning from 9-10 a.m. ET. A system test will be made at 8:45 a.m. ET. Please credit IMG College/Vol Network for any video used. Call Barry Rice at (865) 974-7442 for more information.

Satellite coordinates are: **KU BAND, Horizons 2, Transponder 12, Downlink 12160 Horizontal, Audio 6.2 & 6.8** (Trouble numbers: 865-974-5069 and 865-974-2680)

TUESDAY

Weekly Press Media Day - Coach Fulmer holds a weekly press briefing and luncheon prior to UT games each Tuesday of game week. The press briefing and player interviews take place in the Neyland Stadium Media Center.

Player interview requests should be made by 5:30 p.m. ET Sunday by contacting John Painter at jpainter@tennessee.edu.

Tuesday Media Day Schedule

11:00-12:30	Luncheon
11:30-1:30	Player Interviews
Noon-12:30	Coordinators Dave Clawson and John Chavis (press conf. format)
Noon-12:30	Coach Fulmer individual availability
12:30-1:00	Coach Fulmer live uplink press conference

ON THE INTERNET

UTsports.com - Tennessee's official athletics Web site serves as a tremendous resource for in-depth information on current and historical UT student-athletes, coaches and teams.

The football page includes links to all-time career stats, all-time lettermen, UT's NFL draft history, bowl and championship history and more.



SECsportsmedia.com - Media covering the Southeastern Conference have its own Web site to get the latest information on the league. Through the services of Sports Systems, Inc., the site has the latest updated standings, results, schedules, statistics and notes and PDF versions of all SEC releases and media guides. On the site, the SEC has a Digital Image Platform that provides access to the SEC's latest photographs, images and logos, and links to all of the SEC school media Web sites and home pages.



PAGE 3
OFFBEAT INFO



WHERE ARE THEY NOW?

HASKEL STANBACK
Tailback
1971-73

PAGE 3: Where do you live and what are you doing now?

HS: "I live in Roanoke, Va. I'm married to a former Knoxville young lady, maiden name Doris Bradley, and we have two daughters, Amber and Kristie (both graduates of UT). I work for Norfolk Southern Railroad."

PAGE 3: What's your most memorable moment as a Vol?

HS: "The first night game in Neyland Stadium against Penn State (in 1972). I ran for three touchdowns, and the Vols laid a whipping on them."

PAGE 3: You finished your career as UT's fourth-leading career rusher. Since then, who are some Vol tailbacks you've really enjoyed watching?

HS: "Johnnie Jones, Reggie Cobb and Chuck Webb, Jamal Lewis and James "Little Man" Stewart."

PAGE 3: What's your favorite UT keepsake?

HS: "An action shot drawn by Alexander Dumas of Condredge Holloway and myself against Georgia. My diploma has a special place also."

"Thank you for allowing me to share some thoughts with the truly GREAT Tennessee fans."



"VLAD the EXTOLLER"

VLADIMIR RICHARD
Waxes Philosophic on Current Events

PAGE 3: What do you do to come back from an injury (strained MCL) ready to play?

VLAD: "First, it's all mental. You have to believe in the system, believe in the trainers and know they are going to do whatever they can to get you back as soon as possible. If you go to rehab everyday and you don't believe you're going to be able to produce, you're not going to go at the pace you would if you believed everything is going to be all right."

"Then it's just all work. I'm in there 2-3 times a day. I go in the morning around 9, before classes, then come back after class. Today I ran in the aquacizer for about 12 minutes, got some stretching in, got some ice, went to class. Now I'm headed back for more. Then they give me game-ready exercises to do at home."

"It's all about trusting the system. Logan (Merritt) is the guy I go to everyday and who I've put my trust in."

3 THREE MEMORABLE VOL PERFORMANCES vs.



In Tennessee's 37 previous clashes with Georgia, there have been many memorable individual Vol performances. Here are three of note:

GIVE HIM SIX (x6): ARIAN FOSTER, 2006-07

Tailback Arian Foster has racked up six touchdowns against the Georgia Bulldogs during the last two seasons. In the 2006 game in Athens, Foster ran the ball 15 times for 63 yards and scored three touchdowns. Each touchdown run was 1 yard. The Volunteers went on to win that contest 51-33 in dominant fashion. And last year in Knoxville, Foster added three more touchdowns on runs of 9, 22 and 4 yards. He ran the ball 17 times for 98 yards in that Tennessee victory.

FUTURE MLB HALL OF FAMER LEADS VOLS: TODD HELTON, 1994

Quarterback Todd Helton earned numerous wins on The Hill for the Tennessee baseball team from 1993-95 (19, along with 23 saves, to be exact), but his one and only victory as a starting quarterback with the football team came against the Georgia Bulldogs between the hedges on Sept. 10, 1994. Helton completed 9 of 13 passes for 110 yards and a touchdown. The scoring strike came on a 9-yard pass to wide receiver Joey Kent. The Volunteers won the game with a steady ground attack 41-23.

DROPPING A DEUCE: JAMAL LEWIS, 1997

Jamal Lewis ran for 232 yards on 22 carries in the Vols' 1997 matchup with Georgia in Knoxville. At that time, the 232 yards were the most-ever by a Tennessee true freshman. The future NFL standout had three runs of more than 30 yards that day, including a 38-yard scamper that sparked the Vols' 10-play, 99-yard drive for their third touchdown of the game. Lewis was named SEC Player of the Week for his efforts.

Stephens' TOP Five



Sophomore Nick Stephens appears to be enjoying his new line of work as Tennessee's starting quarterback. But the Flower Mound, Texas, native told Page 3 he also has another pastime that allows him to get away from the hustle and bustle of everyday life as a Tennessee footballer. Striking that little white ball.

Stephens and backfield running mate Arian Foster made the rounds of area golf courses quite frequently this past summer -- with Stephens adding as a confidential aside, "I whipped his tail every time. Make sure you put that in there!"

THIS WEEK: Nick's five fav golf courses ...


1: Avalon GC -- "Kind of long but very, very well-maintained. It's got a nice feel to it -- and I shot an 86 on it one time and that makes me happy."

2: Tour 18 Dallas -- "They copied the best holes from all over the country and surrounded it with \$8 million houses. It's about five minutes away from my house in Flower Mound. I parred the Island Hole, so now it's fun to watch that tournament and see those guys fly it into the water. I should be playing golf right now!"

3: Egwani Farms GC -- "Egwani is nice, but (con't on Page 4)

DOUBLE TAKE

Page 3 would like to thank wide receiver Josh Briscoe for providing the idea for this week's Double Take...



Quintin Hancock, WR



Charlie Murphy, comedian



NOTES ON THE VOLUNTEERS

STEPHENS EFFECTIVE IN FIRST CAREER START

It was only his second time playing in a collegiate game, but redshirt sophomore quarterback was effective in his first career start last Saturday against Northern Illinois.

Stephens, whose only start since his lone season of high school varsity football came against Hargrave Military Academy in a junior-varsity contest last September, completed 10 of 17 passes for 156 yards and one touchdown while leading the Vols to a 13-9 victory over the Huskies.

The Flower Mound, Texas, native earned the starting role after UT head coach Phillip Fulmer announced an open competition for the position following Tennessee's loss at Auburn on Sept. 27.



Arian Foster needs 121 rushing yards to pass Johnnie Jones and move into third place on UT's career rushing list.

VOLUNTEERS APPROACHING

775th ALL-TIME VICTORY

One of the winningest college football teams in America, Tennessee is just two wins shy of notching its 775th all-time victory.


Since the program's inception in 1891, UT has recorded 773 total victories. The Volunteers will become the ninth team ever (and second SEC team) to reach the 775-win milestone.

ALL-TIME WINS

1. Michigan.....	871
2. Notre Dame.....	828
3. Texas.....	825
4. Nebraska.....	811
5. Ohio State.....	802
6. Penn State.....	795
7. Alabama.....	793
8. Oklahoma.....	784
9. TENNESSEE.....	773
10. Southern California.....	757

Through games of Oct. 4.

Gerald Jones is averaging 89.4 all-purpose yards per game this season.



Tennessee Career Rushing Yards

Player	Att.	Yards	Avg.	TDs
Travis Henry	556	3,078	5.5	26
James Stewart	531	2,890	5.4	35
Johnnie Jones	517	2,852	5.5	19
ARIAN FOSTER	584	2,732	4.7	22
Jamal Lewis	487	2,677	5.5	17
Cedric Houston	501	2,634	5.4	17
Jay Graham	540	2,609	4.8	25
Curt Watson	529	2,364	4.5	22
Reggie Cobb	445	2,360	5.3	26
Travis Stephens	488	2,336	4.8	21

Tennessee Career All-Purpose Yards

Player	Plays	Rush	Rec	KR	PR	IR	Total
Stanley Morgan	512	1,952	1,075	883	732	-	4,642
Willie Gault	252	40	1,482	1,854	659	-	4,035
ARIAN FOSTER	663	2,732	633	174	-	-	3,539
James Stewart	585	2,890	463	-	-	-	3,353
Travis Henry	577	3,078	98	-	-	-	3,176
Jamal Lewis	526	2,677	484	-	-	-	3,161
Johnnie Jones	543	2,852	220	-	-	-	3,072
Reggie Cobb	494	2,360	360	326	-	-	3,046
Cedric Houston	540	2,634	369	-	-	-	3,003
Peerless Price	177	127	2,289	480	4	-	2,900

FOSTER RUNS WELL VS. BULLDOGS

Senior tailback Arian Foster will see a pleasing and familiar site Saturday as he walks on to the field at Sanford Stadium in Athens, Ga.

In his last two games vs. Georgia, Foster has rushed for a combined 161 yards and scored a remarkable six touchdowns.

In the 2007 game in Knoxville, he scored on the ground in each of the first three quarters to help bury the Bulldogs behind a 28-7 deficit. His TD carries were of 9, 22 and 4 yards, respectively.

In 2006, he scored from one yard out in the second quarter to help keep the game from getting out of hand in Georgia's favor, then pounded in two more scores from the 1-yard line in the fourth quarter to help put the game on ice for the Volunteers.

FOSTER ALREADY UT'S ALL-TIME LEADER IN ALL-PURPOSE TOUCHES

Entering this season, Arian Foster was touted nationally as being one of the nation's most complete backs. His rare adeptness at both rushing and receiving out of the backfield has led to him owning the Tennessee career record for all-purpose touches.

Foster has carried the ball 663 times as a rusher, receiver or returner and is the only Vol (non-quarterback) ever to reach that 600-touch milestone.

... STEPHENS' TOP 5 CONTINUED

it whipped my (edited). I lost about 10 balls. It's probably one of the tougher ones I've played and I had no idea where the holes were going. I definitely needed local knowledge there."

4: Willow Creek GC -- "I went out there with my pops and shot an 84 -- best round of my life. It's more open and also very nice."

5: Three Ridges GC -- "It's a different feel. It's real hilly and it has a prison you can see from some of the holes -- that's kind of different. Really good place to play, though."

FOSTER SEC'S ACTIVE CAREER LEADER FOR CARRIES, RUSHING & ALL-PURPOSE YARDS

Tailback Arian Foster is the Southeastern Conference's active career leader in three separate offensive statistical categories. The San Diego, Calif., native boasts a league-high 566 carries (ninth among all active FBS players), 2,657 net rushing yards and 3,464 all-purpose yards.

Through his first three playing seasons on Rocky Top, Foster averaged 173 carries per year, 798 net rushing yards per year and 1,048 all-purpose yards per year.

FOSTER BUCKS RECENT UT TREND BY REELING OFF 19 STRAIGHT STARTS

There has been no shortage of talented tailbacks for Tennessee in Phillip Fulmer's 18 years at the helm. Seven of UT's top-10 career rushers have played under Fulmer.

The Vols' history of great backs has created a healthy competition that means a starting role is rarely guaranteed from week to week.

Jay Graham started every game of the 1994 and 1995 seasons at tailback, and since then, no Vol tailback has come close to his mark of 24 consecutive starts.

Arian Foster started every game in 2007 and the first five this season. If he maintains his starter's role, Foster could make his 25th straight start when the Vols face Vanderbilt in Nashville Nov. 22.

CONSECUTIVE STARTS BY A FULMER-ERA TENNESSEE TAILBACK

Consec. Starts	Tailback	Years
24	Jay Graham	1995-96
19	Arian Foster	2007-08
18	Charlie Garner	1992-93
15	Travis Henry	1999-2000
14	Jamal Lewis	1997-98
13	Travis Stephens	2001

Consecutive Games Played with a Reception

39	Marcus Nash (Nov. 26, 1994, to Jan. 2, 1998), 188 receptions
36	Peerless Price (Sept. 21, 1996, to Jan. 4, 1999), 150 receptions
30	Joey Kent (Oct. 15, 1994, to Jan. 1, 1997), 174 receptions
27	Carl Pickens (Nov. 25, 1989, to Jan. 1, 1992), 119 receptions
21	Cory Fleming (Sept. 26, 1992, to Jan. 1, 1994), 86 receptions
20	Craig Faulkner (Oct. 3, 1992, to Jan. 1, 1994), 68 receptions
18	Lucas Taylor (Jan. 1, 2007, to Sept. 27, 2008), 89 receptions
18	Tim McGee (Nov. 26, 1983, to Oct. 12, 1985), 81 receptions
17	Jayson Swain (Jan. 1, 2005, to Sept. 30, 2006), 52 receptions
17	Kelley Washington (Sept. 1, 2001, to Oct. 12, 2002), 87 receptions
17	Cedrick Wilson (Nov. 6, 1999, to Jan. 1, 2001), 87 receptions
17	Jason Witten (Nov. 24, 2001, to Dec. 31, 2002), 52 receptions

Games played by the individual, not by Tennessee; includes bowl games

TAYLOR'S RECEPTIONS STREAK ENDS

Wide receiver Lucas Taylor saw his consecutive games with a pass reception streak end against Northern Illinois. Taylor appeared in only one play against the Huskies while battling a shoulder injury and did not catch a pass.

The senior caught a pass in 18 straight games played dating to the Jan. 1, 2007, Outback Bowl against Penn State.

OPPOSING RUSHERS STRUGGLING

Prognosticators knew UT's secondary was a strength coming into the season, but the defense's ability to stifle opponents' running game has been a pleasant surprise. Through five games, the Volunteers defense is getting the job done.

For the season, Tennessee's opponents have rushed the ball 168 times but only once have they been able to break a play for more than 20 yards. UAB quarterback Joe Webb has been the most successful rusher UT has faced thus far, netting 78 yards (his long rush of 23 yards is the longest allowed by the Vols thus far).

The defense also has allowed only one rushing TD this season, and it was in the first game of the year. The Vols have not allowed a rushing touchdown in 16 straight quarters. An impressive stat that is made all the more glowing by the fact that over the past 22 games, the Vols have not allowed a rusher to score more than once. Former Arkansas standout Darren McFadden was the last player to score more than one rushing touchdown against UT.

VETERAN OFFENSIVE LINE PAVING THE WAY

The Tennessee offensive line came into the season with a reputation for protecting the quarterback. This year they are showing that they also can provide running lanes for their tailbacks.

The Vols have rushed for 732 yards on 171 attempts this season (4.3-yard avg.).

This is a product of talented tailbacks but also an offensive line that boasts 112 combined starts. Josh McNeil has started 28 consecutive games; tackles Ramon Foster and Chris Scott each have started 19 straight games; and guard Anthony Parker has started the last 31 games he's played (he missed the 2007 Outback Bowl due to injury). Jacques McClendon is the "inexperienced" Vol of the group—he's only started UT's last 11 games.

Volunteers on National Awards Watch Lists

Eric Berry, SS	Lott Trophy
	Bronko Nagurski Trophy
	Chuck Bednarik Award
	Jim Thorpe Award
Britton Colquitt, P	Ray Guy Award
Jonathan Crompton, QB	Maxwell Award
Arian Foster, TB	Doak Walker Award
	Maxwell Award
Rico McCoy, LB	Butkus Award
	Chuck Bednarik Award
Josh McNeil, C	Outland Trophy
	Rimington Trophy
Anthony Parker, OG	Outland Trophy
	Lombardi Trophy

VOLS TIED FOR 8TH NATIONALLY WITH 9 INTS

Through six weeks of NCAA play, Tennessee ranks tied for eighth nationally among FBS teams with nine interceptions. The Vols are averaging 1.8 interceptions per game and an average of 17.3 yards per return.

Six different Vols have recorded picks thus far, but sophomore safety Eric Berry and senior cornerback DeAngelo Willingham lead the way with three and two interceptions, respectively.

BERRY CLOSING ON INT. YARDAGE RECORD

The 48-yard interception return by Tennessee safety Eric Berry against Northern Illinois had that familiar look to it.

One year ago, Berry intercepted five passes for a Vols record 222 return yards. That figure also was the second-best season total in SEC history. This year, Berry has added three more interceptions for 49 yards to give him eight all-time picks for 271 career return yards. See below for Berry in the UT career charts.

CAREER INTERCEPTIONS		CAREER INT. YARDS	
Tim Priest (1968-70)	18	Tim Priest (1968-70)	305
Mike Jones (1967-69)	16	Mike Jones (1967-69)	305
Conrad Graham (1970-72)	15	Conrad Graham (1970-72)	293
Bill Young (1966-69)	15	Jackie Walker (1969-71)	281
Deon Grant (1997-99)	14	Eric Berry (2007-08)	271

JONES, ROGAN REV UP RETURN GAME; COMBINE FOR MANY BIG PLAYS

Sophomores Gerald Jones and Dennis Rogan are both speedsters who are dangerous in open space. The UT coaches have put both players in positions this season where their speed and elusiveness could best be utilized. For the season, Jones and Rogan have combined for 17 of UT's 35 plays that have gone for 20 yards or more.

Jones has lined up at four different positions this season (wide receiver, quarterback, kick returner and punt returner). At all four positions he has made at least one play of more than 20 yards. For the season, Jones has seven plays of at least 20 yards—two kick-off returns, two punt returns, two receptions and one rush. The Oklahoma City, Okla., native is currently 35th in the FBS with a punt return average of 11.0 yards.

Rogan has lined up at cornerback, kick returner and punt returner this season. The Knoxville, Tenn., native leads the team with 10 plays of more than 20 yards. Rogan has returned nine kickoffs for at least 20 yards and returned his only interception of the season 38 yards to set up Tennessee's lone touchdown at Auburn. The Fulton High School grad is 38th in the FBS with a 25.4-yard kickoff-return average.

Rogan's career average of 27.58 yards per kickoff return ranks fifth among all active FBS players.

D HANGING TOUGH THROUGH FIRST 4 GAMES

The Tennessee defense is doing its part through five games this season. The Vols have yet to allow a 100-yard rusher, and the highest single-game team rushing total for a UT opponent this season is just 147 yards (Florida). The front seven is surrendering just 2.7 yards per carry and 90.6 net rushing yards per game, which ranks 13th among FBS schools.

The Vols have given up an average of just 244.4 of total offense per game, which ranks fifth nationally (Tennessee allowed Florida just 243 yards of total offense on Sept. 20, which was lowest single-game total for the Gators against UT since the 1990 game between the rivals).

Tennessee's pass defense is allowing just 5.2 yards per attempt and 153.8 yards per game, and the Vols have nine interceptions through five games.



NOTES ON THE VOLUNTEERS

CANNON STEPS IN FOR DEPARTED WOODS AS VOLS' HOLDER ON SPECIAL TEAMS

Junior Bram Cannon entered the 2008 season bearing the task of replacing graduated senior Casey Woods as Tennessee's holder on special teams placements.

Woods—son of former South Carolina head coach Sparky Woods—served as UT's holder from 2005-07 and now assists with the football program as a volunteer coach.

Cannon, a Memphis, Tenn., native, redshirted in 2005 and participated as a walk-on squad member the past two years. The season-opening UCLA contest marked the first game action of his collegiate career.

CUNNINGHAM TABBED AS VOLS' STARTING PUNTER IN COLQUITT'S ABSENCE

Sophomore Chad Cunningham is shouldering UT's punting responsibilities early on this season, as incumbent starter Britton Colquitt serves a five-game suspension handed down by head coach Phillip Fulmer in February.

Entering the season, Cunningham owned an average of 40.7 yards on three career punts and had just one start under his belt.

He is averaging 39.5 yards on 25 punts this season.

Colquitt's career average of 42.4 yards per punt currently ranks fourth in school history, and the Knoxville, Tenn., native has "Tennessee punter" etched in his DNA.

His cousin, Jimmy Colquitt, who averaged 43.9 yards per punt from 1981-84, is UT's career leader.

Britton's older brother, Dustin (currently punting for the Kansas City Chiefs), ranks second in UT history with a career punting average of 42.6 yards. And Britton and Dustin's father, Craig Colquitt (former Pittsburgh Steelers punter), ranks third with a 42.5-yard average.

Jimmy, Dustin and Craig Colquitt all rank among the top 20 on the Southeastern Conference's career punting chart, and Britton could potentially join them in that elite group.

FIVE SEC TEAMS IN AP POLL TOP 15

This week's Associated Press top-25 poll includes five Southeastern Conference teams ranked in the top 15.

The Sept. 14 poll was believed to be the first AP poll ever in which five SEC teams were listed in the top 10.

Four of those teams (No. 3 Georgia, No. 4 Florida, No. 9 Alabama and No. 10 Auburn) are on UT's 2008 schedule. And the Vols could potentially face the fifth team (No. 6 LSU) in the SEC Championship Game.

The SEC had 29.6 percent of the available points in that Sept. 14 poll (6,150 of 20,800).

THE WITTEN LEGACY: BIG TIGHT END TARGETS WHO CAN CATCH AND RUN

Tennessee is proud to have produced arguably the top tight end in the NFL in Dallas Cowboys pro bowler Jason Witten (2000-02). And since the Elizabethton, Tenn., native joined the pro ranks following his junior season, the UT coaching staff has managed to recruit and develop a bevy of large and athletic pass-catching tight ends.

In fact, two of the Tennessee tight ends who followed in Witten's footsteps are now suiting up in the NFL after successful and productive collegiate careers of their own. Brad Cottam (2004-07) and Chris Brown (2004-07) are in their rookie seasons with the Kansas City Chiefs and Jacksonville Jaguars, respectively.

That duo has been replaced by another pair of "Wittensque" tight ends in current Vols Luke Stocker (6-6, 245) and Brandon Warren (6-1, 225). The current UT duo has combined for 13 catches and 130 receiving yards through the first five games of 2008.

Another former Vol tight end who should not be forgotten is current Miami Dolphins star David Martin (1997-2000), who was Witten's predecessor on Rocky Top. A member of UT's 1998 national championship team, Martin has seven catches for 106 yards and a touchdown for the Dolphins this year.

COOPER REVIVING FULLBACK ROLE

With Dave Clawson's new offense comes the return of a position not seen in the Tennessee backfield since 2006—the fullback.

Former offensive coordinator David Cutcliffe phased the position out from a play calling and recruiting standpoint in exchange for a tight end/fullback hybrid position. Clawson has brought the role back into the Vols' offense as a ball carrier, blocker and receiver.

The original candidate for the returning role was senior David Holbert, but a knee injury in the spring put his playing career on hold, leaving room for sophomore Kevin Cooper, who was utilized as a goal-line blocking specialist in seven games last season.

He has only one carry this season. However, he has gained 28 receiving yards on five catches.

His first catch against UCLA in the season-opener was UT's first completion to a fullback in the program's last 586 pass attempts.

Cooper is one of only three fullbacks listed on the Tennessee depth chart. Austin Johnson and Ben Bartholomew, both true freshmen, are the backups.

ELLIX WILSON: IT'S "L," NOT "E"

Senior linebacker Ellix Wilson has heard every imaginable pronunciation, but the correct way to say his name is: ELL-ix (not EE-lix; the "e" is soft).

His older brother Cedrick—who also starred at UT before playing seven years in the NFL and is now a high school offensive coordinator in Memphis—didn't have that problem.

"VOL SCHOLAR" INSIGNIA RECOGNIZES ACADEMIC DILIGENCE



The VOLScholar program, an initiative of UT's Thornton Athletics Student Life Center in cooperation with the men's and women's athletics departments, is a comprehensive academic and citizenship-building program that has gained enthusiastic support from several of UT's athletic teams. Student-athletes earned the right to wear the VOLScholar patch on their uniform by achieving a 3.0 grade-point average in the previous fall and/or spring semester.

"We have a lot of outstanding young men and women in our program that are doing great things on and off the field of competition," said Mike Hamilton, men's athletics director. "This is just another way to recognize them for their behavior and prepare them for life after school."

FUTURE MATCHUPS SET WITH ELITE NATIONAL PROGRAMS

Never shying away from facing elite competition, Tennessee's future schedules feature matchups with some of the nation's top-flight college football programs.

Next season, for example, UT hosts UCLA Sept. 12.

Tennessee also has an outstanding slate of non-conference opponents signed to contracts beginning in 2010. The Vols host Oregon that season, travel to North Carolina in 2011, host the Tar Heels in 2012, travel to Oregon in 2013, visit Oklahoma in 2014, host the Sooners in 2015, travel to Nebraska in 2016 and host the Cornhuskers in 2017.

During the Fulmer era, Tennessee's non-conference schedule has included elite competition on an annual basis. The Vols have played Notre Dame four times, UCLA four times, Miami (Fla.), Syracuse and California twice, along with meetings against Fresno State, Louisville, Washington State, Oklahoma State, Marshall and Texas Tech.

SCHOOLS W/MULTIPLE 100-WIN COACHES

4 -- Oklahoma: Barry Switzer 157, Bud Wilkinson 145, Bernie Owen 122, Bob Stoops 102.

3 -- TENNESSEE: Gen. Robert Neyland 173, *Phillip Fulmer 149, *Johnny Majors 116.

3 -- Georgia Tech: *Bobby Dodd 165, William Alexander 134, John Heisman 104.

3 -- Michigan: Bo Schembechler 194, Fielding Yost 165, Lloyd Carr 122.

3 -- Southern California: John McKay 127, Howard Jones 121, John Robinson 104.

2 -- Notre Dame: Knute Rockne 105, Lou Holtz 100.

2 -- Ohio State: Woody Hayes 205, John Cooper 111.

* UT graduates and football lettermen.



NOTES ON THE VOLUNTEERS

"SPEAKING VOLUMes"

"We want to put fear in people's hearts. We want to have people scared to come across the middle and have people scared to run deep down the field. We just want to play the game like it is supposed to be played."

— FS Demetrice Morley on himself and SS Eric Berry

"I tell you what, I'm excited that we're actually keeping it from last year. I didn't think coach Clawson would come in here and keep it, he's so straight to business; but then again, he'll give you opportunities. It worked last year, and he's willing to give me another try. I'm really excited to see what it's going to do this year and how big it's going to be a part of this offense."

"I can throw it a little bit. I've just got to warm (my throwing arm) up. It's been put in the refrigerator since high school, and I've got to put it back in the oven, warm that thing up."

— WR Gerald Jones on the "G-Gun" package

"He is doing what I always thought he was capable of doing; I just didn't know when it would show up. Kevin Cooper is quietly turning into a grown man out there."

— Running backs coach Stan Drayton on FB Kevin Cooper

"I've got great teammates here. They made it easy for me. They accepted me with wide-open arms. If I have any problem, I have someone to talk to, besides coaches. [The coaches will] be there, but to have peers there by my side showed signs of a strong team."

— TE Brandon Warren after learning the NCAA had approved his hardship waiver

"That won't happen. It won't happen. We're a football team, we're a family. We try to find good in people rather than digging in sores. You're all a part of a family, you understand what I'm talking about. Now is when we're going to have to close ranks and pull together for us to have an opportunity to get to where we want to be."

"There won't be any finger-pointing. We're not a divided house. We'll never be a divided house."

— Defensive coordinator John Chavis on if the team's struggles will affect team unity

"Our seniors now, we kind of try to bring over, 'Hey this is our team. This isn't the seniors' team. This is our team.' Freshmen on up, everyone can contribute. We're all in this together. We kind of try to bring that to the table, that you can talk to us about anything, we can talk to you about anything. It's not us and you. It's us."

— TB Arian Foster

"He has truly become a student of the game. I hope the younger guys will look at what he's doing and see the reason he's doing it is because he's dedicated himself to being the best he can be. That makes a big difference. That should make a statement to those young guys. If they want to go out and there and be productive, then be what Ellix is being. He's being a great leader for us right now on and off the field."

— Defensive coordinator John Chavis on LB Ellix Wilson

"Thinking about (punting) is when you mess up. As long as I keep my mind off it, I do great. Actually, right now I'm singing 'Mary Had a Little Lamb' as I kick, so that keeps my mind off it."

— P Chad Cunningham

"We are Tennessee. We're not going to lay down and take a backseat to anybody. We're going to come out every game and play our rears off. I know the personalities on this team and I talked to guys after the game, and we are going to be just fine. Everyone is down and distraught, but we are going to be fine."

— DE Wes Brown after the Florida loss on Sept. 20

RETURNING PRODUCTION PERCENTAGES

Statistic	'07 Total	Returning	Lost	% Return
Net Rushing	1,946	1,830	114	94.0
Pass Yards	3,675	153	3,522	4.2
Total Offense	5,621	4,757	864	84.6
Scoring	455	381	74	83.7
TDs	56	44	12	78.6
Total Tackles	1,115	660	455	59.2
Sacks	24	17.5	6.5	72.9
TFLs	76	45	31	59.2
Interceptions	16	10	6	62.5

RETURNING STATISTICAL LEADERS FOR 2008

Category	Leader	'07 Statistic
Net Rushing	Arian Foster	1,193
Passing Yards	Jonathan Crompton	97
Total Offense	Arian Foster	85.2 ypg
All-Purpose Yards	Arian Foster	117.9 ypg
Receiving Yards	Austin Rogers	624
Receptions	Austin Rogers/Josh Briscoe	56
Total Tackles	Rico McCoy	106
Sacks	Robert Ayers	4.0
TFLs	Robert Ayers	12.0
Interceptions	Eric Berry	5

TENNESSEE'S OVERTIME HISTORY

Since the NCAA established a tiebreaker system for Division I in 1996, Tennessee is 7-2 in overtime contests. The Vols have won the coin toss six times and chosen to play defense five times. UT chose offense after winning the toss was against Florida in 1998.

Tennessee has played the second- and third-longest overtime games in NCAA history at six (Arkansas 2002) and five periods (Alabama 2003). The Vols won both games.

UT is 5-4 in games following overtime contests.

Date	Opponent	OTs	Coin Toss	Game-Winning Play	Final Score
9/19/1998	Florida	1	W (off.)	Hall 41 field goal	20-17 W
9/30/2000	at LSU	1	W (def.)	Royal 25 pass from Davey	31-38 L
10/5/2002	Arkansas	6	L (off.)	Witten 25 pass from C. Clausen	41-38 W
9/27/2003	South Carolina	1	W (def.)	Banks 4 pass from C. Clausen	23-20 W
10/25/2003	at Alabama	5	L (off.)	C. Clausen 1 run (2-pt conv.)	51-43 W
9/26/2005	at LSU	1	W (def.)	Riggs Jr. 1 run	30-27 W
10/27/07	South Carolina	1	L (off.)	Lincoln 27 field goal	27-24 W
11/24/07	at Kentucky	4	W (def.)	A. Reynolds tackle (2-pt conv.)	52-50 W
9/1/08	at UCLA	1	W (def.)	Forbath 42 field goal	24-27 L

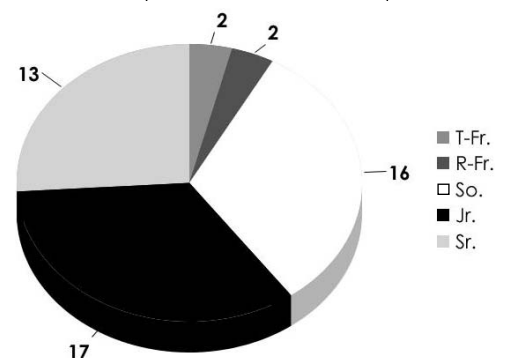
RUSHING FIRST DOWNS - 2008 LEADERS

Player	Att.	1st Downs	% of Att. Resulting in 1st Downs
A. Foster	65	16	24.6
M. Hardesty	41	7	17.1
L. Creer	13	4	30.8
J. Crompton	20	4	20.0
G. Jones	11	4	36.4

RECEIVING FIRST DOWNS - 2008 LEADERS

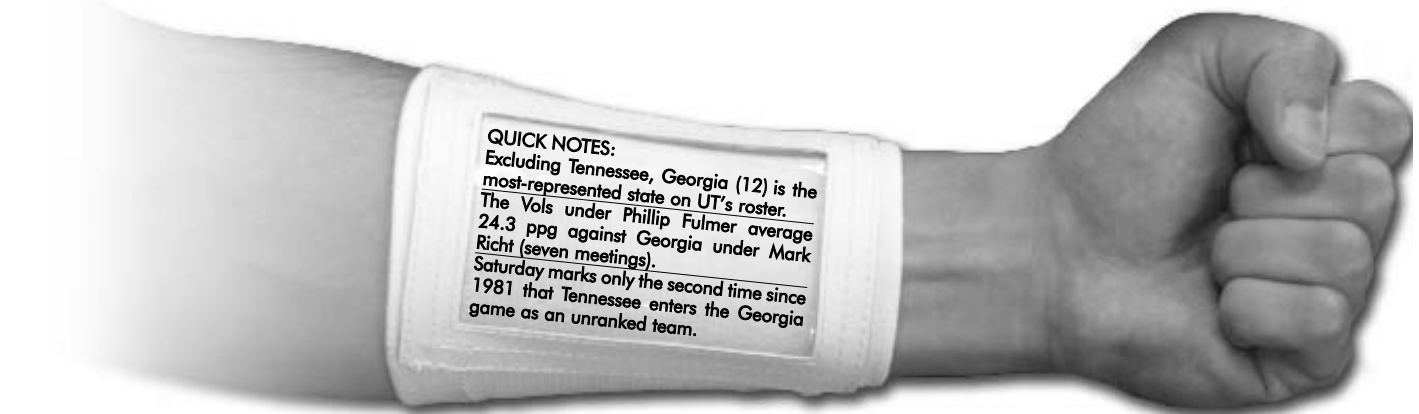
Player	Rec.	1st Downs	% of Rec. Resulting in 1st Downs
G. Jones	15	10	66.7
L. Taylor	15	7	46.7
J. Briscoe	6	4	66.7
L. Stocker	8	4	50.0
A. Rogers	4	3	75.0

2008 TENNESSEE 2-DEEP BY CLASS (INCLUDES SPECIAL TEAMS)



Tennessee has 35 plays of 20 yards or longer this season ... The Volunteers defense has allowed only one rushing play of at least 20 yards ...

NOTES ON THE VOLUNTEERS



QUICK NOTES:
 Excluding Tennessee, Georgia (12) is the most-represented state on UT's roster.
 The Vols under Phillip Fulmer average 24.3 ppg against Georgia under Mark Richt (seven meetings).
 Saturday marks only the second time since 1981 that Tennessee enters the Georgia game as an unranked team.

SCORING STREAK

Tennessee has scored in 178 consecutive games dating back to a 31-0 shutout by Florida in Knoxville in 1994. It is the second-longest streak in the SEC, trailing Florida's 244. UT's home scoring streak is at 92, while it has scored in 156 straight games away from Neyland Stadium. UT's last road shutout came via Georgia in 1981, 44-0.

DETAILS & MISCELLANY

Tennessee owns an 12-3-1 all-time record on Oct. 11, including a 1-1 record against Georgia on that date.

Both times UT played the Bulldogs on Oct. 11, Georgia was ranked in the top-15—just as it is this week.

The Bulldogs were ranked 13th when UT beat them 38-13 on Oct. 11, 1997. And UGA held the No. 8 ranking when it defeated the Vols 41-14 on Oct. 11, 2003.

UT is 1-1-1 on the road on Oct. 11.

SPECIAL AGENTS

Linebackers Nick Reveiz and Nevin McKenzie resembled heat-seeking missiles on special teams last season.

Reveiz led the team with 15 special-teams tackles (1.1 per game; 10 solo). McKenzie was second on the team with 13 stops on special teams.

Other returning special-teams standouts are linebackers Savion Frazier (12), Adam Myers-White (10) and LaMarcus Thompson (10).

Tennessee returns its top five special-teams tacklers from last season (the five listed above), and seven of its top nine.

And through five games this year, Reveiz once again tops UT's special-teams tacklers leaderboard with six.

PROJECTIONS (based on 12 games)

ON PACE ...

Tennessee is on pace to net 1,757 rushing yards this year. The Volunteers defense, meanwhile, is on pace to allow just 1,087 yards on the ground. That's a difference of 670 yards.

The Volunteers are on pace to intercept 22 passes this season. The school record is 36 picks, set in 1970 (11 games).

The Vols are on pace to allow just 2,933 yards of total offense this season (or only 244.4 yards per game).

Versatile sophomore **Gerald Jones** is on pace to gain 1,072 all-purpose yards this season.

Linebacker **Ellix Wilson** is on pace to finish the season with a team-best and career-high 84 tackles.

Linebacker **Rico McCoy** is on pace to finish the season with 77 tackles, which would rank second on the team.

Strong safety **Eric Berry** is on pace to intercept a team-high seven passes this season.

FULMER'S TEAMS NEAR UNBEATABLE WHEN LEADING AFTER THREE QUARTERS

Tennessee under head coach Phillip Fulmer is 127-8 (.941) in games in which it held the lead after three quarters of play.

The last time the Vols lost a game in which they held the lead after three quarters was Sept. 1, 2008, as UCLA rallied to post a 27-24 overtime win at the Rose Bowl.

UT COMING OFF 20TH 10-WIN SEASON

Last season's Outback Bowl victory over Wisconsin gave Tennessee its 20th all-time 10-win campaign. The program's first 10-win season was 1938, when UT was a perfect 11-0.

Under head coach Phillip Fulmer, the Vols have won at least 10 games nine times.

Fulmer's nine 10-win seasons are the most by any head coach at the University of Tennessee. The legendary Gen. Robert R. Neyland is second with five 10-win campaigns.

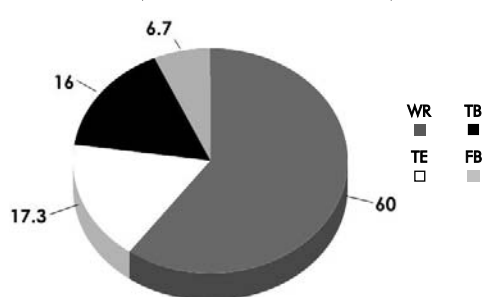
2008 ROSTER INCLUDES SEVEN SECOND-GENERATION VOLS

Tennessee's 2008 roster features seven players who are sons of former UT football lettermen. Those second-generation gridiron Vols are: Carson Anderson (LB Terry Anderson, 1976-78), Eric Berry (RB James Berry, 1978-81), Britton Colquitt (P Craig Colquitt, 1975-77), Chad Cunningham (OG Rory Cunningham, 1980), Aaron Douglas (OT David Douglas, 1984-85) and Nick and Shane Reveiz (PK Fuad Reveiz, 1981-84).

VOLS REGULARS ON TELEVISION

Since 1990, Tennessee has had 185 games broadcast on national or regional television (excluding pay-per-view). That means 80.4 percent of Tennessee's total games played since 1990 have been televised.

2008 TENNESSEE RECEPTIONS (PERCENTAGE BY POSITION)



NUMEROUS NCAA RULE CHANGES IN EFFECT FOR 2008

An adjustment to the play clock is just one of many rule changes the NCAA football rules committee has put in place this season. The rules committee said the play-clock adjustment was made "to enhance the consistency of how soon the ball is ready for play once it has become dead."

Other rule changes that stand out include:

- ◆ As always, the game clock will stop when the ball is carried or fumbled out of bounds. But now the game clock will start on the referee's signal when the ball is ready for play, not on the snap. In the last two minutes of the half, however, the clock will start on the snap as in previous seasons, preserving the offense's ability to maximize strategic clock management.

- ◆ An extra instant-replay challenge will be granted to a coach whose initial challenge results in a ruling reversal.

- ◆ A simplification of rules surrounding chop blocks

- ◆ The banning of the "horse-collar" tackle

- ◆ Elimination of the 5-yard face mask penalty for incidental contact (it's either a 15-yard penalty or no penalty)

- ◆ Expansion of reviewable plays via instant replay

UP NEXT: MISSISSIPPI STATE

Tennessee hosts SEC Western Division rival Mississippi State Oct. 18 at Neyland Stadium.

UT leads the all-time series with Mississippi State 27-15-1, dating to 1907. The Vols hold a 12-7 edge in Knoxville, and UT head coach Phillip Fulmer boasts a 5-1 career mark against the Bulldogs.

The Vols have won their last five games against MSU, and a Tennessee victory next Saturday would mark the longest win streak in the series by either team (UT also won five straight from 1925-34).

The 43 games in this series have been spread among four different cities, including Starkville (nine games), Knoxville (19 games), Memphis (14 games) and Atlanta (the 1998 SEC title game, which UT won 24-14).

MSU is 1-4 (0-2 SEC) this year under fifth-year head coach Sylvester Croom. The Bulldogs return 47 lettermen and 17 starters off last season's 8-5 team.

Tennessee Coaching Record vs. Ranked Teams (AP poll only; sorted by wins)

Coach	Years	vs. Ranked Teams
Phillip Fulmer	1992-present	44-35 (.557)
Johnny Majors	1977-92	19-32-5 (.384)
Robert Neyland	1926-34, 36-40, 46-52	16-8 (.667)
Bowden Wyatt	1955-62	12-11-1 (.521)
Bill Battle	1970-76	9-10-1 (.475)
Doug Dickey	1964-69	7-9-1 (.441)

HEAD COACH PHILLIP FULMER



Phillip Fulmer (Tennessee, 1972) is in his 17th season at the helm of the Tennessee football program. He has recorded a **149-48 (.756)** career record to rank second among all active coaches with at least 10 years of experience.

Fulmer is the seventh-winningest coach in SEC history with 149 career wins. He reached 50, 75 and 100 victories quicker than any other coach in SEC history.

During his tenure as head coach, Fulmer has produced 90 NFL draft picks (15 first-rounders), 15 first-team All-America selections and eight Academic All-District or All-America honorees.

Prior to being named head coach at the start of the 1992 campaign and then accepting the full-time duties after the season, Fulmer had served as an assistant coach at UT since 1980. Fulmer's association with the University of Tennessee extends back to his playing days when he was an offensive guard. When Fulmer was on the offensive line (1969-71) the Vols posted a 30-5 record and captured the 1969 SEC Championship.

WINNINGEST ACTIVE COACHES (Min. 10 Years)

1. Bobby Bowden, Florida State377-120-4 (.756)
2. **PHILLIP FULMER, TENNESSEE**149-48 (.756)
3. Joe Paterno, Penn State378-125-3 (.750)
4. Jim Tressel, Youngstown State/Ohio State213-74 (.742)
5. Steve Spurrier, Florida/South Carolina167-58-2 (.740)

FULMER YEAR-BY-YEAR

	Overall	Pct.	SEC	Div. Finish	Nat'l Rank	Bowl
1992	4-0	1.000	2-0	na	12	Hall of Fame (W)
1993	10-2	.833	7-1	T-1st E	11	Citrus (L)
1994	8-4	.667	5-3	2nd E	18	Gator (W)
1995	11-1	.917	7-1	2nd E	2	Citrus (W)
1996	10-2	.833	7-1	2nd E	9	Citrus (W)
1997	11-2	.846	*7-1	1st E	7	Orange (L)
1998	13-0	1.000	^*8-0	1st E	1	Fiesta (W)
1999	9-3	.750	6-2	2nd E	9	Fiesta (L)
2000	8-4	.667	5-3	T-2nd E	25	Cotton (L)
2001	11-2	.846	7-1	1st E	4	Citrus (W)
2002	8-5	.615	5-3	3rd E	nr	Peach (L)
2003	10-3	.769	6-2	T-1st E	15	Peach (L)
2004	10-3	.769	7-1	1st E	13	Cotton (W)
2005	5-6	.455	3-5	T-4th E	nr	
2006	9-4	.692	5-3	2nd E	23	Outback (L)
2007	10-4	.714	6-2	T-1st E	16	Outback (W)
2008	2-3	.400	0-2			
Totals	149-48	.756	93-32			Bowls (8-7)

*-Won Back-to-Back SEC Championships; ^-National Champions

FULMER BY THE NUMBERS

Home Games	86-17
Road Games	51-21
Neutral Games	12-10
Bowl Games	8-7
Overtime	7-2
vs. SEC	95-34*
vs. Non-Conference	54-14
vs. SEC East	59-19
vs. SEC West	36-15*
SEC Home Games	47-15
SEC Road Games	46-16
vs. Ranked Teams	44-35
vs. Non-Ranked Teams	105-13
Games decided by 7 points or less	45-21
Games decided by 3 points or less	24-9
August	4-0
September	40-18
October	42-12
November	52-8
December	4-4
January	7-6

*includes 2-3 mark in 1997 (W), 1998 (W), 2001 (L), 2004 (L) and 2007 (L) SEC Championship games

FULMER SEVENTH ON SEC'S ALL-TIME WINS LIST

Phillip Fulmer's 149 head coaching victories put him in seventh place on the Southeastern Conference's all-time wins list, making him and South Carolina's Steve Spurrier the only active head coaches in the league's all-time top 10.

Fulmer ranks even higher on the SEC regular-season victories list, as his 93 regular-season conference wins are good enough for sixth place all-time.

SEC ALL-TIME WINS LIST

Coch (Schools)	Wins
1 Paul Bryant (Kentucky/Alabama)	292
2 Vince Dooley (Georgia)	201
3 Dan McGugin (Vanderbilt)	197
4 John Vaught (Mississippi)	190
5 Ralph Jordan (Auburn)	176
6 Robert Neyland (Tennessee)	173
7 Phillip Fulmer (Tennessee)	149
8 Steve Spurrier (Florida/S. Carolina)	147
9 Wallace Butts (Georgia)	140
10 Charlie McLendon (LSU)	137

NON-CONFERENCE DOMINANCE

Since 1989 (Fulmer's first season as UT's offensive coordinator), Tennessee has a 69-17-1 (.799) record in non-conference games.

Only seven of those defeats have been in the regular season (Notre Dame in 1990, 2004 and 2005, at UCLA in 1994, at Memphis in 1996, Miami [Fla.] in 2002 and at Cal in 2007). The other nine losses all came in bowl games.

During Fulmer's tenure as head coach, Tennessee is 54-14 (.794) against non-conference foes. Fulmer's home record against non-conference teams is a daunting 38-2 (.950), with the two setbacks coming vs. Miami (Fla.) in 2002 and vs. Notre Dame in 2004.

STALKING THE GENERAL: FULMER MOVING TOWARD NEYLAND'S WIN TOTAL

Suddenly and—as is his nature—without fanfare, Tennessee head coach Phillip Fulmer finds himself within reach of a coaching milestone that stands near and dear to the hearts of all Volunteers.

Gen. Robert R. Neyland finished a hall of fame career in 1952 with 173 coaching victories. Fulmer entered the 2008 campaign with 147 coaching victories and has two thus far in 2008. Twenty-five more wins breaks the gold standard in Big Orange Country.

FULMER JOINS ELITE COACHING LIST

Bobby Bowden of Florida State, Joe Paterno of Penn State, Jim Tressel of Ohio State, Steve Spurrier of South Carolina, Chris Ault of Nevada and Frank Beamer of Virginia Tech. And following UT's conclusive win over Arkansas last season, add Phillip Fulmer to that list.

Those are the only seven active coaches in the NCAA's Football Bowl Subdivision (formerly Division I-A) who own a won-lost record at least 100 games over the .500 mark.

Fulmer made good on his first chance to join that elite fraternity, as he improved his career record to 144-44 with his 2007 triumph over the Razorbacks.

Coch, Current School	Years	W-L-T	+ .500
Bobby Bowden, Florida State	43	377-120-4	257
Joe Paterno, Penn State	43	378-125-3	253
Jim Tressel, Ohio State	23	213-74	139
Steve Spurrier, South Carolina	19	167-58-2	109
Chris Ault, Nevada	24	193-87-1	106
Frank Beamer, Virginia Tech	28	214-109-4	105
Phillip Fulmer, Tennessee	17	149-48-0	101



TENNESSEE SCOUTING REPORT

QUARTERBACKS

Sophomore **Nick Stephens** will remain the starting quarterback after completing 10 of 17 passes for 152 yards and a score vs. Northern Illinois ... The NIU game was Stephens first career start and only his second career game played ... He threw two passes in the UAB game ... Junior **Jonathan Crompton** is the backup after starting the first four games ... He was benched due to a lack of production from the offense.

RUNNING BACKS

Tennessee has rushed for 732 yards in five games (146.4 ypg) ... Tennessee produced just one 100-yard rusher in five games ... **Arian Foster** boasted 196 yards on 25 carries in his first two games (98 ypg, 7.8 ypc), but has gained just 142 yards on 40 carries in his last three games (47.3 ypg, 3.5 ypc) ... He is 346 yards from being UT's all-time leading rusher ... Foster is a threat as a pass catcher out of the backfield as well with 633 career receiving yards ... Change-of-pace back **Montario Hardesty** has been used prominently in the red zone ... He has four TDs this season ... **Lennon Creer** was impressive in the UAB game and carried four times for 19 yards at Auburn ... A fullback was given a carry for the first time since 2006 at UCLA as **Kevin Cooper** ran once for one yard.

WIDE RECEIVERS

Lucas Taylor had his streak of 18 games with a catch broken vs. NIU ... Taylor leads the team with 15 grabs for 199 yards through five games after posting 1,000 yards last season ... **Gerald Jones** has emerged as a go-to receiver with 15 receptions for 183 yards this season ... He has twice led the Vols in receptions (AU game excluded) ... Denarius Moore saw more action in the NIU game, catching a 52-yard TD pass ... He has five catches on the season ... **Austin Rogers** caught 56 passes for 624 yards and four touchdowns last season, but has just four catches for 44 yards this season ... **Josh Briscoe**, another playmaker from 2007, has only six receptions for 104 yards this season ... Tight ends **Luke Stocker** and **Brandon Warren** have a combined 13 receptions.

OFFENSIVE LINE

The unit has allowed seven sacks in five games after allowing just four sacks during the entire 2007 season ... The unit has a combined 114 career starts between them ... The group has paved the way for 732 rushing yards and seven rushing TDs this season ... The Vols scored the only rushing TD allowed by the Auburn defense this season ... Left guard **Anthony Parker** was a unanimous preseason All-SEC selection and a preseason All-America selection in some publications ... **Vladimir Richard** is the most versatile of the group and can play both guard positions ... He is battling a nagging knee injury and did not play vs. NIU ... Parker and **Ramon Foster** are the seniors in the unit ... Center **Josh McNeil** has started 28-consecutive games.

DEFENSIVE LINE

Tennessee has not allowed a 100-yard rusher this season ... The unit had five tackles for loss at UCLA and five at Auburn, but only one vs. UAB, one vs. Florida and 1.5 vs. NIU ... The line has 5.5 sacks this season ... DT **Dan Williams** posted eight tackles and two TFL at Auburn ... He leads the unit with 21 tackles this season ... Senior DE **Robert Ayers** posted 12 TFL and four sacks in 2007 ... He has two TFL through five games ... DTs **Walter Fisher** and **Demonté Bolden** split time at the right tackle spot ... Fisher earned his first-career start vs. NIU ... Junior **Wes Brown** has 15 tackles and two sacks this season ... He led the unit with five stops vs. Florida and five vs. NIU ... **Victor Thomas** and **Donald Langley** are the backups at the tackle spots.

LINEBACKERS

Ellix Wilson has led the team in tackles in three of five games (12 at UCLA, 7 vs. UAB, 10 at Auburn), though he did not play vs. NIU due to a shoulder injury ... **Rico McCoy** led the Vols with 10 stops vs. Florida and nine vs. NIU ... He and Wilson have stepped up to assume leadership roles within the unit ... Wilson has 4.5 TFL this season and one sack ... McCoy was second on the team with 106 tackles last season ... He posted six stops at Auburn ... Seniors **Adam-Myers White** and **Nevin McKenzie** both see time at the strong-side position ... Myers-White has started the first four games and McKenzie started vs. NIU ... McKenzie is a converted safety and Myers-White has played in 38 career games and started four times ... Sophomore **Gerald Williams** posted his first tackles as a Vol at Auburn with two.

SECONDARY

The unit is the deepest and most talented in recent program history ... The group has picked off eight passes through five games and broken up 10 passes ... FS **Demetric Morley** missed the 2007 season after posting 66 tackles and three picks in 2006 ... SS **Eric Berry** has eight career interceptions (three this season) ... He has 27 tackles this season after leading the team with eight vs. Florida, posting three at Auburn and six vs. NIU ... He also posted a sack vs. the Gators ... Athleticism of corners **Dennis Rogan** and **DeAngelo Willingham** is exceptional ... Willingham has two picks this season and Rogan one ... Willingham broke up three passes vs. NIU ... **Brent Vinson** started 10 games a year ago and has returned to the playing rotation after falling down the depth chart due to injury in the offseason ... **Marsalous Johnson** and **Antonio Gaines** have a combined six tackles this season and spell the starters or work in special packages.

SPECIAL TEAMS

Daniel Lincoln is 5-of-9 this season after making 21 of 29 a year ago ... The Vols did not attempt a field goal in the UAB or Florida games but converted twice at Auburn and twice vs. NIU ... **Chad Cunningham** is averaging 39.5 yards per punt this season after averaging 46 yards per punt last season ... **Britton Colquitt** will likely take over the punting duties at Georgia ... **Gerald Jones** is averaging 11 yards per punt return this season ... **Lennon Creer** returned three kick-offs for 53 yards vs. NIU (17.6 yards per return) ... The punt unit has allowed two punt return touchdowns and two blocked punts through five games.



STATISTICAL COMPARISON

	Tennessee	Georgia
Overall Record:	2-3	4-1
Conference Record:	0-2	1-1
Scoring:	18.0	34.4
First Downs:	15.8	20.8
Total Offense:	317.6	424.8
Rushing Yards:	146.4	161.4
Passing Yards:	171.2	263.4
Kickoff Returns:	24.7	23.7
Punt Returns:	10.6	21.7
Punting (net avg.):	29.0	36.8
Time of Possession:	29:03	30:43
3rd-Down Conversions:	33%	47%
4th-Down Conversions:	33%	67%
Turnover Margin:	-0.20	0.40
Points Allowed:	16.6	19.2
Total Yards Allowed:	244.4	286.8
Rush Yards Allowed:	90.6	62.4
Pass Yards Allowed:	153.8	224.4

INDIVIDUAL LEADERS

RUSHING

Tennessee	GP	Att	Net	Avg	TD	Long	Avg/G
Arian Foster	5	65	338	5.2	0	41	67.6
Montario Hardesty	5	41	164	4.0	4	20	32.8
Lennon Creer	4	13	116	8.9	2	45	29.0

Georgia

GP	Att	Net	Avg	TD	Long	Avg/G	
Knowshon Moreno	5	78	489	6.3	10	52	97.8
Caleb King	5	33	175	5.3	1	27	35.0
Richard Samuel	4	17	84	4.9	1	13	21.0

PASSING

Tennessee	GP	Effic	Cmp-Att-Int	Pct	Yds	TD	Avg/G
Jonathan Crompton	4	95.83	64-123-4	52.0	658	2	164.5
Nick Stephens	2	162.80	11-19-0	57.9	198	1	99.0

Georgia

GP	Effic	Cmp-Att-Int	Pct	Yds	TD	Avg/G	
Matthew Stafford	5	143.97	86-144-1	59.7	1,193	7	238.6
Joe Cox	2	206.51	9-11-0	81.8	124	1	62.0

RECEIVING

Tennessee	GP	Rec	Yds	Avg	TD	Long	Avg/G
Lucas Taylor	5	15	199	13.3	0	48	39.8
Gerald Jones	5	15	183	12.2	2	43	36.6
Luke Stocker	5	8	65	8.1	0	11	13.0

Georgia

GP	Rec	Yds	Avg	TD	Long	Avg/G	
A.J. Green	5	22	388	17.6	3	39	77.6
Mohamed Massaquoi	5	18	228	12.7	2	54	45.6
Michael Moore	5	13	196	15.1	1	32	39.2

FIELD GOALS

Tennessee	FGM-FGA	Pct	Lg	PATs
Daniel Lincoln	5-9	55.6	47	9-9

Georgia

FGM-FGA	Pct	Lg	PATs	
Blair Walsh	6-8	75.0	52	20-20

PUNTING

Tennessee	No.	Yds	Avg	Long	I20
Chad Cunningham	25	988	39.5	57	11

Georgia

No.	Yds	Avg	Long	I20	
Brian Mimbs	19	779	41.0	77	8

Tennessee Volunteers Pronunciation Guide

(listed alphabetically)

98	Demonté Bolden duh-MON-tay	DT
80	Jeff Cottam COTT-um	TE
47	Britton Colquitt COLE-kwit	P
27	Arian Foster AIR-ee-in	TB
90	Steven Fowlkes FOLKS	DE
43	Savion Frazier SAV-ee-on	LB
2	Montario Hardesty mon-TARE-ee-oh HARD-iss-tee	TB
31	Marsalous Johnson mar-SAL-us	DB
65	Jacques McClendon JOCK	OG
6	Denarius Moore duh-NARE-ee-iss	WR
70	Darius Myers DARE-ee-iss	OG
29	Stephaun Raines stuh-FON	DB
56/34	Nick/Shane Reveiz ruh-VAZE	LB
51	Vladimir Richard VLAD-uh-meer	OG
33	Ja'Kouri Williams ja-COOR-ee	TB
35	Ellix Wilson ELL-ix	LB
	John Chavis - Defensive Coordinator CHAY-viss	



Tennessee Depth Chart

OFFENSE

TE	88	Luke Stocker (So., 6-6, 245)
	80	Jeff Cottam (Jr., 6-8, 260)
	1	Brandon Warren (So., 6-1, 225)
LT	79	Chris Scott (Jr., 6-5, 310)
	72	Ramone Johnson (So., 6-5, 315)
LG	75	Anthony Parker (Sr., 6-3, 300)
	51	Vladimir Richard (Jr., 6-4, 300)
C	50	Josh McNeil (Jr., 6-4, 280)
	66	Cody Sullins (Jr., 6-1, 285)
RG	65	Jacques McClendon (Jr., 6-3, 320)
	51	Vladimir Richard (Jr., 6-4, 300)
RT	78	Ramon Foster (Sr., 6-6, 325)
	74	Jarrod Shaw (So., 6-4, 330)
WR	81	Josh Briscoe (Sr., 6-3, 183) OR
	21	Austin Rogers (Jr., 6-2, 185)
	11	Todd Campbell (Fr., 6-0, 185)
WR	4	Gerald Jones (So., 6-0, 185)
	87	Quintin Hancock (Jr., 6-3, 200)
WR	12	Lucas Taylor (Sr., 6-0, 185)
	6	Denarius Moore (So., 6-1, 185)
QB	17	Nick Stephens (So., 6-4, 215) OR
	8	Jonathan Crompton (Jr., 6-4, 220)
	18	B.J. Coleman (Fr., 6-3, 210)
TB	27	Arian Foster (Sr., 6-1, 215)
	2	Montario Hardesty (Jr., 6-0, 210)
	3	Lennon Creer (So., 6-1, 210)
FB	45	Kevin Cooper (So., 6-0, 240)
	40	Austin Johnson (Fr., 6-2, 242)

DEFENSE

LE	94	Wes Brown (Jr., 6-4, 256)
	84	Chris Walker (So., 6-3, 230)
LT	95	Walter Fisher (Sr., 6-3, 275) OR
	98	Demonté Bolden (Sr., 6-6, 290)
	52	Victor Thomas (So., 6-4, 270)
RT	55	Dan Williams (Jr., 6-3, 310) OR
	95	Walter Fisher (Sr., 6-3, 275)
	58	Donald Langley (Fr., 6-2, 290)
RE	91	Robert Ayers (Sr., 6-3, 270)
	99	Ben Martin (So., 6-3, 240)
	57	Gerald Williams (So., 6-4, 240)
SLB	20	Nevin McKenzie (Sr., 6-2, 215)
	48	Adam Myers-White (Sr., 6-2, 215)
	22	Rod Wilks (Fr., 6-0, 220)
MLB	35	Ellix Wilson (Sr., 5-10, 225)
	56	Nick Reveiz (So., 5-10, 225)
WLB	5	Rico McCoy (Jr., 6-1, 215)
	43	Savion Frazier (So., 6-2, 210)
LCB	24	DeAngelo Willingham (Sr., 6-0, 200)
	13	Brent Vinson (So., 6-0, 190)
RCB	41	Dennis Rogan (So., 5-10, 185)
	31	Marsalous Johnson (Jr., 5-9, 180)
FS	7	Demetrice Morley (Jr., 6-2, 195)
	23	Prentiss Waggner (Fr., 6-2, 170)
SS	14	Eric Berry (So., 5-11, 195)
	36	Anthony Anderson (Fr., 6-1, 180)

SPECIALISTS

PR	4	Gerald Jones (So., 6-0, 185) OR
	41	Dennis Rogan (So., 5-10, 185)
KR	41	Dennis Rogan (So., 5-10, 185) AND
	3	Lennon Creer (So., 6-1, 210)
	6	Denarius Moore (So., 6-1, 185)
	4	Gerald Jones (So., 6-0, 185)
P	47	Britton Colquitt (Sr., 6-3, 205)
	95	Chad Cunningham (So., 6-3, 210)
PK	26	Daniel Lincoln (So., 6-0, 204)
	95	Chad Cunningham (So., 6-3, 210)
KO	95	Chad Cunningham (So., 6-3, 210) OR
	47	Britton Colquitt (Sr., 6-3, 205)
DS	53	Morgan Cox (Jr., 6-4, 225)
H	9	Bram Cannon (Jr., 6-2, 185)

Georgia Depth Chart

OFFENSE

SE	1	Mohamed Massaquoi (6-2, 204, Sr.)
	16	Kris Durham (6-5, 208, Jr.)
	88	Kenneth Harris (6-3, 215, Sr.)
LT	72	Vince Vance (6-8, 325, Jr.)
	78	Josh Davis (6-6, 293, RSo.)
LG	63	Chris Davis (6-4, 296, RSo.)
	72	Vince Vance (6-8, 325, Jr.)
C	61	Ben Jones (6-3, 304, Fr.)
	63	Chris Davis (6-4, 296, RSo.)
RG	60	Clint Boling (6-5, 286, So.)
	71	Cordy Glenn (6-5, 331, Fr.)
RT	79	Justin Anderson (6-5, 338, RFr.)
	60	Clint Boling (6-5, 286, So.)
TE	86	Tripp Chandler (6-6, 257, Sr.)
	89	Bruce Figgins (6-4, 253, So.)
QB	7	Matthew Stafford (6-3, 228, Jr.)
	14	Joe Cox (6-1, 210, Jr.)
	6	Logan Gray (6-2, 186, Fr.)
FB	49	Shaun Chapas (6-2, 244, RSo.)
	46	Justin Fields (6-1, 232, RSo.)
	15	Benjamin Boyd (6-1, 220, Sr.)
TB	24	Knowshon Moreno (5-11, 208, RSo.)
	4	Caleb King (5-11, 212, RFr.)
	22	Richard Samuel (6-2, 222, Fr.)
FLK	8	A.J. Green (6-4, 200, Fr.)
	82	Michael Moore (6-2, 200, Jr.)

DEFENSE

DE	99	Jarius Wynn (6-5, 275, Sr.)
	58	Demarcus Dobbs (6-2, 282, RSo.)
DT	95	Corvey Irvin (6-4, 320, Sr.)
	91	Kade Weston (6-5, 325, Jr.)
DT	56	Geno Atkins (6-1, 287, Jr.)
	97	Brandon Wood (6-1, 282, RSo.)
DE	55	Jeremy Lomax (6-4, 246, Sr.)
	42	Justin Houston (6-2, 240, RFr.)
Sam	50	Darryl Gamble (6-2, 247, RSo.)
	51	Akeem Dent (6-2, 231, RSo.)
Mike	33	Dannell Ellerbe (6-1, 243, Sr.)
	51	Akeem Dent (6-2, 231, RSo.)
Will	35	Rennie Curran (5-11, 228, So.)
	38	Marcus Dowtin (6-2, 226, Fr.)
WC	23	Prince Miller (5-8, 196, Jr.)
	3	Bryan Evans (5-11, 194, Jr.)
SS	5	CJ Byrd (6-2, 198, Sr.)
	31	Quintin Banks (6-2, 210, RSo.)
	47	Andrew Williams (6-0, 205, Sr.)
FS	9	Reshad Jones (6-2, 212, RSo.)
	44	John Knox (6-2, 205, RFr.)
SC	2	Asher Allen (5-10, 190, Jr.)
	11	Ramarcus Brown (5-11, 184, Sr.)

SPECIALISTS

PR	6	Logan Gray (6-2, 186, RFr.)
	23	Prince Miller (5-8, 196, Jr.)
KR	2	Asher Allen (5-10, 190, Jr.)
	11	Ramarcus Brown (5-11, 184, Sr.)
	22	Caleb King (5-11, 212, RFr.)
P	32	Brian Mimbs (5-11, 209, Sr.)
	13	Drew Butler (6-2, 202, RFr.)
PK	57	Blair Walsh (5-10, 183, Fr.)
	99	Jamie Lindley (5-11, 166, Fr.)
SN	59	Bo Fowler (6-2, 208, Sr.)
H	32	Brian Mimbs (5-11, 209, Sr.)

SERIES HISTORY: TENNESSEE vs GEORGIA

LAST MEETING

Oct. 6, 2007

Neyland Stadium - Knoxville, Tenn.

Attendance: 107,052

KNOXVILLE - Tennessee set out to run the football, and then did exactly that.

Arian Foster posted another career day against Georgia, running for 98 yards and three touchdowns to lead a Vols rushing attack that totaled 190 yards on the ground and five touchdowns before the day was done.

"We ran it well early, and we ran it well late," Tennessee head coach Philip Fulmer said.

Tennessee's opening drive set the tone for the game. After the much-maligned defense forced a Georgia three-and-out, the Vols offense marched 81 yards in 12 plays-- nine of which were rushes-- and scored on a nine-yard run from Foster.

Two possessions later, Tennessee opened the bag of tricks and pulled out a fake-reverse wide-receiver pass for a touchdown. Lucas Taylor hit LaMarcus Coker for a 56-yard score and a 14-0 lead.

Later in the second quarter, Montario Hardesty took over in the backfield, carrying five times in a seven-play, 48-yard drive that was capped by his 10-yard touchdown run.

Another Georgia three-and-out gave Tennessee the ball back at its own 35 yard line, and the Vols made quick work of the Bulldog defense again. Erik Ainge hit Denarius Moore for 34 yards to move into Georgia territory and set up a 22-yard Foster touchdown run three plays later.

With a 28-0 halftime lead, Tennessee relied on a stingy defense and a methodical run game to keep Georgia at a comfortable distance. The success of the Tennessee run game reduced Ainge to a role player. The senior quarterback played mistake-free football, completing 17-of-22 passes for 165 yards.

"The offensive line has been playing great," Ainge said. "The running backs, tight ends, everybody (has contributed in the running game). We felt like we could run the football, but you never know until you get to the game."

Georgia managed just 69 yards on the ground and 243 yards of total offense in the game. Rico McCoy and Jerod Mayo led the Vols defensive effort with 11 tackles apiece.

SCORE BY QUARTERS

Georgia	0	0	7	7	--	14
Tennessee	7	21	7	0	--	35

SCORING SUMMARY

- 1st** - UT- A.Foster 9 run (Lincoln kick).
- 2nd** - UT- Coker 56 pass from Taylor (Lincoln kick). UT- Hardesty 10 run (Lincoln kick). UT- A. Foster 22 run (Lincoln kick).
- 3rd** - UGA- Goodman 26 pass from Stafford (Coutu kick). UT- A. Foster 4 run (Lincoln kick).
- 4th** - UGA- Chandler 2 pass from Stafford (Coutu kick).

TEAM STATS

	UT	UGA
First Downs	21	14
Rushes-Yards	44-190	25-69
Passing Yards	221	174
Passes (A-C-I)	23-18-0	34-16-1
Total Offensive Plays	67	59
Total Offense	411	243
Fumbles-Lost	0-0	0-0
Penalties-Yards	7-51	6-41
Punts-Average	6-42.0	8-42.5
Time of Possession	35:06	24:54
Third-Down Conversions	7 of 14	6 of 14
Fourth-Down Conversions	0 of 1	0 of 0
Sacks By-Yards	1-7	0-0

SERIES HISTORY: UT leads, 20-15-2

In Knoxville: UT leads, 10-8-1

In Athens: UT leads, 10-7-1

Year	Site	Result	Score
1899	KnoxvilleW	5-0
1903	KnoxvilleL	0-5
1906	AthensT	0-0
1907	AthensW	15-0
1908	KnoxvilleW	10-0
1909	KnoxvilleL	0-3
1910	AthensL	5-35
1922	AthensL	3-7
1923	KnoxvilleL	0-17
1924	AthensL	0-33
1925	KnoxvilleW	12-7
1936	AthensW	46-0
1937	KnoxvilleW	32-0
1968	KnoxvilleT	17-17
1969	AthensW	17-3
1972	AthensW	14-0
1973	KnoxvilleL	31-35
1980	KnoxvilleL	15-16
1981	AthensL	0-44
1988	AthensL	17-28
1989	KnoxvilleW	17-14
1992	AthensW	34-31
1993	KnoxvilleW	38-6
1994	AthensW	41-23
1995	KnoxvilleW	30-27
1996	AthensW	29-17
1997	KnoxvilleW	38-13
1998	AthensW	22-3
1999	KnoxvilleW	37-20
2000	AthensL	10-21
2001	KnoxvilleL	24-26
2002	AthensL	13-18
2003	KnoxvilleL	14-41
2004	AthensW	19-14
2005	KnoxvilleL	14-27
2006	AthensW	51-33
2007	KnoxvilleW	35-14

SERIES BREAKDOWN (SINCE 1992)

TENNESSEE vs. Georgia

Points Per Game: 24.8
 Net Rushing Per Game: 175.0
 Net Passing Per Game: 232.4
 Total Offense Per Game: 407.4

GEORGIA vs. Tennessee

Points Per Game: 20.8
 Net Rushing Per Game: 124.9
 Net Passing Per Game: 229.0
 Total Offense Per Game: 354.0

CURRENT VOL'S CAREER STATS VS. GEORGIA

Rushing	Att.	Net	Avg.	TD	Lg.
A. Foster	34	175	5.1	6	22
Hardesty	15	74	4.9	1	11
Creer	3	5	1.7	0	3
Hancock	1	6	6.0	0	6

Passing	Cmp.	Att.	Int.	Yds.	TD	Lg.
Taylor	1	1	0	56	1	56

Receiving	No.	Yds.	Avg.	TD	Lg.
A. Foster	4	35	8.7	0	15
Rogers	5	61	12.2	0	16
Taylor	7	60	8.5	0	17
Briscoe	4	21	5.2	0	15
Moore	1	34	34.0	0	34

Punt Returns	No.	Yds.	Avg.	TD	Lg.
E. Wilson	1	6	6.0	0	6

KEY GAMES IN THE SERIES

Sept. 14, 1968

Tennessee 17, Georgia 17

Introduction of the Tartan playing field at Neyland Stadium dominated conversation preceding the match between two of Dixie's most highly-regarded prospects for national ranking. But a storybook finish by the Volunteers that achieved a 17-17 tie later put the emphasis where it belonged, on the game itself.

The outlook was indeed bleak for the Vols as they gathered their forces at the 20 for what was obviously their final opportunity to break down a Georgia defense that had stood impenetrable since early in the second quarter. Eighty yards seemed an endless distance for the Vols to travel.

But travel it they did, with Bubba Wyche in a do-or-die situation, on fourth down, doing by hitting Gary Kreis on a 20-yard touchdown pass. Trailing 17-15, the Vols needed the two-point conversion, the attempt of which began after time had run out on the stadium clock. Another pass, this time to DeLong, and Tennessee had achieved the deadlock that moments earlier had looked out of the question.

Sept. 6, 1980

Georgia 16, Tennessee 15

Tennessee fans, attending in unprecedented numbers, were set for a jubilant victory party when things suddenly got out of hand and resulted in cancellations at numerous Knoxville nightspots. Herschel Walker, prize Georgia freshman, was the wet blanket who spoiled the Vol opener before a record Southern crowd.

They were set to rock and roll in Big Orange country, thanks to a 15-0 lead and a game clock that was winding down in the third quarter. Then a mishandled punt brought a safety for Georgia and turned momentum in favor of the Bulldogs. Walker, the nation's best 1980 recruit, scored the two touchdowns in an auspicious college debut on runs of 16 and 9 yards.

Even at that, Tennessee had the victory in its grasp when it drove to the Bulldogs 5 in the last four minutes. But Glenn Ford's fumble on first down turned out the lights on the Vols bid to open the year with a crucial SEC victory.

Oct. 9, 2004

Tennessee 19, Georgia 14

Georgia entered the game riding a 17-game winning streak at Sanford Stadium and a four-game winning streak in the series. Tennessee reset both of those numbers to zero with 60 minutes of stingy defense and just enough points to get the job done.

The Vols took the opening kickoff and drove 80 yards, culminating the drive with a 22-yard touchdown strike from Erik Ainge to Bret Smith in the back of the end zone.

After forcing Georgia into a three and out, the Vols once again drove into scoring position. This time, a 49-yard drive ended with a 35-yard field goal by James Wilhoit.

Georgia's scoreless first quarter led head coach Mark Richt to substitute D.J. Shockley into the game at quarterback. The Bulldogs promptly marched the length of the field, ending their drive when Shockley found Fred Gibson in the end zone from 24 yards out. Tennessee concluded the first-half scoring when Wilhoit nailed a 51-yard field goal, tying his career high.

The Big Orange defense stepped up in the second half. Through three quarters, David Greene was held to 5-of-14 passing for 41 yards. Both teams traded touchdowns in the fourth quarter before Tennessee's defense was called on one more time with 2:12 left. The defense stiffened again, this time batting down Greene's final pass in the end zone as time expired.

THE SOUTHEASTERN CONFERENCE



All-Time Football Records (entering 2008)

School	Overall	Pct.	SEC	Pct.
Alabama	787-313-43	.707	341-159-20	.675
Arkansas	646-435-40	.594	61-65-2	.484
Auburn	676-388-47	.630	274-207-18	.567
Florida	628-368-40	.625	256-192-15	.569
Georgia	713-381-54	.645	283-185-14	.602
Kentucky	553-546-44	.503	147-320-12	.319
LSU	692-378-47	.641	268-195-22	.575
Mississippi	597-460-35	.563	232-230-15	.502
Mississippi St.	481-519-39	.482	157-316-13	.336
South Carolina	521-523-44	.499	46-78-1	.372
Tennessee	771-320-53	.697	308-153-19	.661
Vanderbilt	546-542-50	.502	114-355-18	.253

All-Time SEC Championships

Alabama	21
Tennessee	13
Georgia	12
LSU	10
Florida	7
Mississippi	6
Auburn	6
*Georgia Tech	5
*Tulane	3
Kentucky	2
Mississippi State	1
Arkansas	0
South Carolina	0
Vanderbilt	0

* Denotes former member of the SEC

INTERDIVISIONAL EXCELLENCE

The Vols own the best interdivision record among SEC teams, going 34-14-1 (.704) against the Western Division since the league split in 1992.

SHUTOUTS

Since conference expansion in 1992, Tennessee ranks tied for second in SEC in shutouts posted by its defense with 13 (tied with Auburn). The Vols have recorded at least one shutout in three of the last seven years.

VOLS STRONG AS SEC ROAD WARRIORS

Since 1992, Tennessee owns the best road record in league games among SEC teams, going 48-17 for a mark of .738. UT has not had a losing record away from Knoxville during that time.

SEC AMONG BCS BOWL LEADERS

Since the adoption of the BCS format in 1998, the Southeastern Conference leads the nation in BCS wins with 11 and also ranks first in BCS winning percentage (.733).

The SEC is second nationally with 17 all-time BCS bowl appearances (the Big 10 leads with 19).

The SEC's four BCS national championships are more than any other conference (Tennessee in 1998, LSU in 2003 and 2007 and Florida in 2006).

SEC ATTENDANCE LEADER SINCE 1974

Tennessee has led the SEC in football attendance every year since 1974—34 straight seasons.

The Volunteers have ranked in the NCAA's top four in attendance for 32 consecutive years.

The SEC has been the nation's top-drawing conference for the last 26 seasons (total attendance).

TOP-25 FINISHES

Since 2000, the Southeastern Conference has had more teams ranked in the final *USA Today* Coaches' Poll than any other conference. The SEC has had 39 teams ranked in the last eight final *USA Today* Coaches' polls, an average of almost five per season. The Big 12 is second with 31 teams ranked since 2000.

The SEC has led or tied for lead in most teams ranked in the final *USA Today* Coaches' Polls in seven of the last eight seasons.

BOWL GAME APPEARANCES

Using current conference alignments, the Southeastern Conference has more bowl game appearances and more bowl victories than any other conference.

SEC teams have appeared in 353 bowl games and hold a 184-164-5 record in those games (52.8 winning percentage).

SEC COMING OFF NCAA-RECORD SEVEN BOWL WINS IN 2007-08

The SEC finished the 2007-08 bowl season with a 7-2 record. The seven wins were the most bowl victories by any conference in NCAA history.

The SEC had won six bowl games the previous year and five bowl games six times, with the latest coming in 2003.

Tennessee contributed to the record-breaking bowl season with a 21-17 triumph over Wisconsin in the Outback Bowl.

SEC SIGNS DEALS WITH CBS, ESPN

The Southeastern Conference recently signed a 15-year deal with ESPN to televise sporting events, including football and men's and women's basketball.

The agreement announced in August is the longest ESPN has ever signed and matches the length of the powerhouse league's deal with CBS earlier in the month.

"This agreement makes the SEC the most widely distributed conference in the country," SEC Commissioner Mike Slive said. "The bottom line here is that fans of SEC football will have more access to games and better distribution than they ever have in the past."

ESPN's various outlets will carry more than 5,500 SEC events over the 15-year period, including league championships in women's basketball, baseball, softball and gymnastics.

CBS will carry a football game of the week along with prime-time games and doubleheaders. The CBS agreement also covers other platforms, including certain digital and Internet rights.

2008 SEC STANDINGS

Eastern Division	SEC		Overall	
	W	L	W	L
Vanderbilt	3	0	5	0
Florida	2	1	4	1
Georgia	1	1	4	1
South Carolina	1	2	4	2
Kentucky	0	1	4	1
TENNESSEE	0	2	2	3

Western Division	SEC		Overall	
	W	L	W	L
Alabama	3	0	6	0
LSU	2	0	4	0
Auburn	2	2	4	2
Mississippi	1	2	3	3
Arkansas	0	2	2	3
Mississippi State	0	2	1	4



TENNESSEE'S 2008 SEC PLAYERS OF THE WEEK

Date	Player	Award
Sept. 15	Chris Scott, OT	Offensive Lineman of the Week

NATIONAL POLLS

Associated Press Poll Released Oct. 5			USA Today Coaches' Poll Released Oct. 5			Harris Interactive Poll Released Oct. 5			Bowl Championship Series Poll To be released Oct. 19		
Team	Record	Points	Team	Record	Points	Team	Record	Points	Team	Record	Avg.
1. Oklahoma (51)	5-0	1,608	1. Oklahoma (60)	5-0	1,524	1. Oklahoma (106)	5-0	2,837			
2. Alabama (13)	6-0	1,537	2. Missouri	5-0	1,404	2. LSU (2)	4-0	2,604			
3. Missouri (1)	5-0	1,487	3. LSU (1)	4-0	1,398	3. Alabama (6)	6-0	2,594			
4. LSU	4-0	1,444	4. Alabama	6-0	1,339	4. Missouri	5-0	2,553			
5. Texas	5-0	1,374	5. Texas	5-0	1,305	5. Texas	5-0	2,447			
6. Penn State	6-0	1,287	6. Penn State	6-0	1,203	6. Penn State	6-0	2,210			
7. Texas Tech	5-0	1,163	7. Texas Tech	5-0	1,101	7. Texas Tech	5-0	2,036			
8. Southern California	3-1	1,137	8. Brigham Young	5-0	1,086	8. Southern California	3-1	2,025			
9. Brigham Young	5-0	1,103	9. Southern California	3-1	1,055	9. Brigham Young	5-0	1,964			
10. Georgia	4-1	1,014	10. Georgia	4-1	937	10. Georgia	4-1	1,803			
11. Florida	4-1	977	11. Ohio State	5-1	893	11. Florida	4-1	1,768			
12. Ohio State	5-1	931	12. Florida	4-1	883	12. Ohio State	5-1	1,577			
13. Vanderbilt	5-0	833	13. Utah	6-0	793	13. Utah	6-0	1,416			
14. Utah	6-0	815	14. Vanderbilt	5-0	704	14. Vanderbilt	5-0	1,327			
15. Boise State	4-0	677	15. Kansas	4-1	667	15. Boise State	4-0	1,177			
16. Kansas	4-1	623	16. Boise State	4-0	624	16. Kansas	4-1	1,157			
17. Oklahoma State	5-0	565	17. Oklahoma State	5-0	523	17. Oklahoma State	5-0	964			
18. Virginia Tech	5-1	485	18. Virginia Tech	5-1	393	18. Virginia Tech	5-1	802			
19. South Florida	5-1	392	19. Michigan State	5-1	273	19. South Florida	5-1	593			
20. Auburn	4-2	236	20. South Florida	5-1	267	20. Auburn	4-2	456			
21. Wake Forest	3-1	205	21. Wake Forest	3-1	247	21. Michigan State	5-1	424			
22. North Carolina	4-1	196	22. Northwestern	5-0	231	22. Wake Forest	3-1	351			
23. Michigan State	5-1	161	23. Auburn	4-2	121	23. Northwestern	5-0	268			
24. Pittsburgh	4-1	121	24. Wisconsin	3-2	105	24. Wisconsin	3-2	233			
25. Ball State	6-0	97	25. California	4-1	98	25. North Carolina	4-1	194			

Tennessee's Record When Ranked (AP poll only)

Rank	Record	Last Game
1	15-0	W, 23-16 vs. Florida State (1/4/99)
2	14-6	L, 20-31 vs. LSU (12/8/01)
3	14-4	W, 17-10 vs. UAB (9/3/05)
4	18-8	L, 13-30 vs. Florida (9/21/02)
5	18-3-1	L, 7-16 at Florida (9/17/05)
6	16-6	L, 14-27 vs. Clemson (1/2/04)
7	26-4-1	W, 16-13 vs. Alabama (10/21/06)
8	31-13-1	L, 24-28 vs. LSU (11/4/06)
9	26-5-1	L, 13-17 vs. Notre Dame (11/6/04)
10	23-7	W, 27-10 vs. Mississippi (10/1/05)
11	25-5-2	W, 31-30 vs. Air Force (9/9/06)
12	13-2	W, 24-10 at Florida (9/20/03)
13	14-6	L, 14-31 at Arkansas (11/11/06)
14	11-6-1	L, 14-21 vs. LSU (12/1/07)
15	12-4	L, 31-45 at California (9/1/07)
16	8-4-2	W, 21-17 vs. Wisconsin (1/1/08)
17	12-6-2	L, 10-20 vs. Penn State (1/1/07)
18	10-4	L, 27-24 (OT) at UCLA (9/1/08)
19	13-2	W, 52-50 (4OT) at Kentucky (11/24/07)
20	8-3	L, 17-41 at Alabama (10/20/07)
21	0-2	L, 21-35 vs. Kansas State (1/1/01)
22	4-1	W, 34-13 vs. Arkansas (11/10/07)
23	2-2	W, 35-18 vs. California (9/2/06)
24	2-0	W, 59-7 vs. Louisiana-Lafayette (11/3/07)
25	3-0	W, 33-21 at Mississippi State (10/13/07)
Overall Record		338-103-11 (.760)

Tennessee's Record Against Ranked Teams (AP poll only)

Rank	Record	Last Game
1	2-5	L, 3-26 vs. Miami (Fla.) (11/9/02)
2	9-5	W, 34-32 at Florida (12/1/01)
3	4-13-2	L, 28-38 vs. Auburn (12/8/04)
4	6-12	L, 6-30 vs. Florida (9/20/08)
5	3-10-1	L, 14-21 vs. LSU (12/1/07)
6	5-7	L, 7-16 at Florida (9/17/05)
7	6-5-1	L, 20-21 vs. Florida (9/16/06)
8	1-7-1	L, 21-41 at Notre Dame (11/5/05)
9	5-5	W, 35-18 vs. California (9/2/06)
10	7-8-1	W, 51-33 at Georgia (10/7/06)
11	9-5	L, 14-31 at Arkansas (11/11/06)
12	4-6-1	W, 35-14 vs. Georgia (10/6/07)
13	6-4	L, 24-28 vs. LSU (11/4/06)
14	4-4	W, 26-18 vs. LSU (9/29/01)
15	5-3	L, 12-14 at Auburn (9/27/08)
16	4-2	W, 38-23 vs. Boston College (1/1/93)
17	6-1	W, 24-10 at Florida (9/20/03)
18	8-2-1	W, 21-17 vs. Wisconsin (1/1/08)
19	2-3	L, 14-34 vs. Alabama (10/26/02)
20	1-4	L, 3-30 vs. Maryland (12/31/02)
21	1-1	L, 20-31 vs. LSU (12/8/01)
22	3-0	W, 38-7 vs. Texas A&M (1/1/05)
23	3-0	W, 24-14 vs. Mississippi State (12/5/98)
24	2-0	W, 38-14 vs. Notre Dame (11/6/99)
25		No Games
Overall Record		106-112-8 (.487)

Tennessee's Last Time In The Polls

Rank	Associated Press	USA Today
1	Final 1998	Final 1998
2	Dec. 2, 2001	Dec. 2, 2001
3	Preseason 2005	Preseason 2005
4	Aug. 26, 2002	Sept. 11, 2005
5	Sept. 11, 2005	Preseason 2002
6	Sept. 4, 2005	Nov. 18, 2001
7	Oct. 15, 2006	Oct. 2, 2005
8	Oct. 29, 2006	Oct. 29, 2006
9	Oct. 31, 2004	Oct. 22, 2006
10	Sept. 25, 2005	Sept. 29, 2002
11	Sept. 5, 2006	Sept. 18, 2005
12	Final 2007	Final 2007
13	Nov. 5, 2006	Oct. 17, 2004
14	Nov. 25, 2007	Oct. 1, 2006
15	Preseason 2007	Nov. 25, 2007
16	Dec. 2, 2007	Nov. 14, 2004
17	Dec. 3, 2006	Sept. 12, 2006
18	Preseason 2008	Preseason 2008
19	Nov. 18, 2007	Nov. 18, 2007
20	Oct. 14, 2007	Nov. 16, 1992
21	Oct. 12, 2003	Nov. 19, 2006
22	Nov. 4, 2007	Oct. 14, 2007
23	Preseason 2006	Final 2006
24	Oct. 28, 2007	Nov. 4, 2007
25	Oct. 7, 2007	Oct. 23, 2005
NR	Sept. 28, 2008	Sept. 28, 2008



Tennessee has finished atop both the AP and Coaches' polls two times ... Fulmer's Vols enjoyed a streak of 54 straight weeks in the top 10 from 1995-2000 ...

"It's static noise. You can't hear anything. You go up and down the line, your wide receivers, your running backs, your tight ends, nobody can hear. Nobody."

— **California quarterback Nate Longshore, 2006**

NEYLAND STADIUM RENOVATION PROJECT

The University of Tennessee Athletics Department announced in August that the \$27.4 million Phase II renovations of the Neyland Stadium Master Plan have been completed. Phase III of the renovations will begin at the conclusion of the 2008 season.

The Phase II renovations benefit fans through the renovation of the west lower concourse, the oldest part of the stadium that was constructed in 1921. The improvements increase the number of restrooms and concessions stands in that area while enhancing and making the fan experience safer through wider pedestrian areas, improved lighting and new way-finding signage. Other elements of Phase II include renovations to the locker room, the addition of a field-level Lettermen's Room, a new media center as well as brick work around Shields-Watkins Field.

The addition of a West Club and Tennessee Terrace are the primary funding sources for the estimated \$72 million Phase III renovations.

Upon the completion of Phase III renovations in 2010, 60 percent of the Neyland Stadium renovations will have been finished.

No university funds or taxpayer subsidies are planned to be used in financing the projected more than \$200 million in total renovations.

VOLS' CROWDS AVERAGED NEARLY 104,000 IN 2007; SEC LEADER FOR 34 YEARS

Tennessee's seven home crowds in 2007 averaged 103,918. The Vols' total attendance for those seven contests was 727,426.

In 2005, UT's total attendance of 746,507 (six games) led the nation.

Tennessee has led the Southeastern Conference in football attendance every year since 1974. UT's home crowds also have ranked among the top four in NCAA attendance for a remarkable 32 consecutive seasons.

NEYLAND STADIUM RANKS SECOND NATIONALLY IN TOTAL WINS

Tennessee has won 420 all-time games at Neyland Stadium. That is the second highest win total for any school in the nation at its current home venue.

Only Georgia Tech's Bobby Dodd Stadium (426 wins) has hosted more victories for its team—and Bobby Dodd Stadium (1913) opened eight years before Neyland Stadium (1921).

UT'S WINNING PERCENTAGE AT NEYLAND HIGHER THAN 80 PERCENT SINCE 1990

More than 105,000 fans have witnessed the Vols win better than 80 percent of their games at Neyland Stadium since 1990. Included was a record crowd of 109,061 that saw the Vols' win over Florida Sept. 18, 2004.

NEYLAND BOASTS 77 CROWDS OF MORE THAN 100,000

In their last 80 home games at Neyland Stadium, the Tennessee Vols have played in front of crowds of at least 100,000 fans 77 times.

Since the stadium's capacity was expanded to more than 100,000 in 1996, the Vols have had just three home crowds of less than six figures (Nov. 3, 2007, vs. La.-Lafayette, Sept. 13, 2008, vs. UAB and Oct. 4, 2008, vs. Northern Illinois).

Neyland Stadium's current capacity is 102,038, making it the nation's fourth-largest college football venue (trailing Penn State's Beaver Stadium [107,282], Michigan Stadium [106,201] and Ohio State's Ohio Stadium [102,329]).

UT'S RETIRED NUMBERS PERMANENTLY DISPLAYED AROUND STADIUM

A select group of seven celebrated members of the Tennessee football family have had their jerseys retired.

Each of those Vols greets now has his respective jersey permanently displayed on lighted signage just below the upper deck at different corners of Neyland Stadium.

Reggie White's No. 92 was retired and put on display before the 2005 Mississippi game, and Peyton Manning's No. 16 was retired before the 2005 South Carolina contest. Doug Atkins' No. 91 was retired prior to the Vanderbilt game that same year.

The retired numbers of the four Vols who died in service to their country during WWII—Clyde "Ig" Fuson (No. 62), Rudy Klarer (No. 49), Bill Nowling (No. 32) and Willis Tucker (No. 61)—were put on permanent display during a special ceremony prior to the Air Force game in 2006.

86 SEASONS AT NEYLAND

The 2008 season marks Tennessee's 87th year of football in Neyland Stadium. The Volunteers own a 420-102-17 all-time record at home, giving them a Rocky Top winning percentage of .795.

Consecutive Games Without a Loss: 55, beginning Oct. 3, 1925, with a 51-0 victory against Emory & Henry, and ending Oct. 21, 1933, with a 12-6 loss to Alabama.

Consecutive Home Wins: 30, beginning Dec. 8, 1928, with a 13-12 win against Florida and ending Oct. 21, 1933 with a 12-6 loss to Alabama.

Winning Seasons: 76, including 36 undefeated years at home. The last Vols squad to go undefeated at home was the 2007 team, which was 7-0 at Neyland Stadium.

NEYLAND STADIUM TOP-ATTENDANCE GAMES

Attend.	Opponent, Date
1. 109,061	Florida, Sept. 18, 2004
2. 108,768	Florida, Sept. 16, 2000
3. 108,722	Florida, Sept. 21, 2002
4. 108,625	UNLV, Sept. 6, 2004
5. 108,472	LSU, Sept. 29, 2001
6. 108,470	Georgia, Oct. 8, 2005
7. 108,064	Southern Miss, Sept. 2, 2000
8. 107,881	South Carolina, Sept. 27, 2003
9. 107,828	Auburn, Oct. 2, 2004
10. 107,745	Miami (Fla.), Nov. 9, 2002

SHIELDS-WATKINS FIELD AT NEYLAND STADIUM

Director of Sports Surface Management:
Bob Campbell, Certified Sports Field Manager and past president of the Sports Turf Managers Association

Playing surface was artificial turf from 1968-93

Grass field was reinstalled in 1994 and was replanted prior to the 2007 season

It takes 90 gallons of paint to complete the lines, center logo and the famous orange and white checkerboard end zones

The checkerboard end zones first appeared from 1964-67, then reappeared in 1989 and have been in place ever since

Playing field built to United States Golf Association golf green construction specifications:

- 12 inches of sand over four inches of gravel
- Drainage lines 15 feet apart under gravel in subgrade
- Infiltration (drainage) rate of 12 inches per hour
- 16-inch crown from sideline to center of field
- Tifway Bermuda grass mowed at 3/4-inch height

"That's the greatest stadium I've ever been in ... that Tennessee stadium—there's just something different about it. Just the aura around it. It's just a first-rate place and it's been sold out every time I've been in it. I believe it's one of those places in college football where you say, 'It's one of the key bench marks of what college football is supposed to be.'"

— **Neyland Award winner and former Southern Cal and UNLV head coach John Robinson, 2007**



Tennessee has played 20 night games in Neyland Stadium since the 2000 season (15-5) ... Neyland Stadium is the fourth-largest college football venue in America ...

VOLS IN PRO FOOTBALL

NFL PIPELINE

Tennessee had 34 active players on 2008 NFL Kickoff Weekend rosters, ranking tied for seventh nationally.

Tennessee had the third-most active NFL players among SEC schools, trailing Georgia and LSU.

Included among Tennessee's professional standouts are 2006 NFL Pro-Bowlers Peyton Manning, John Henderson, Jason Witten and Al Wilson.

2008 NFL Rosters Players by Colleges

School	NFL Players
Miami (Fla.)	44
Florida State	37
Georgia	36
Michigan	36
Ohio State	36
LSU	35
TENNESSEE	34
Texas	34
Southern California	32
Florida	30

SUPER BOWL VOLS

Did you know that at least one former Vol has played in each of the last 17 Super Bowls and 20 of the last 21?

Most recently, safety Gibril Wilson (New York Giants) and wide receiver Kelley Washington, wide receiver Donte' Stallworth and defensive tackle Rashad Moore (New England Patriots) appeared in Super Bowl XLII.

A total of 48 former Vols have played in the Super Bowl.

VOLS IN THE PRO BOWL

Over the years, 34 former Vols have been among the elite NFL players selected to play in the Pro Bowl. Those players have earned 99 Pro Bowl invitations, led by Reggie White's 13.

White (1987) is one of four Vols who was named MVP of the Pro Bowl, joining Doug Atkins (1959), Peyton Manning (2005) and Bert Rechichar (1957).

The 2008 Pro Bowl included four former Vols in Peyton Manning, Chad Clifton, Albert Haynesworth and Jason Witten.

MANNING BUILDING ELITE NFL LEGACY

Peyton Manning (1994-97) continues to build a legacy as one of the game's all-time greats. Here are some of his NFL highlights:

- ◆ Started 16 games for 10th consecutive season in 2007 and earned eighth career Pro Bowl selection (1999-2000, 2002-07)
- ◆ Ranks fourth in NFL career touchdown passes (311), eighth in career completions (3,564), ninth in career passing yards (42,657)
- ◆ Has completed more passes and thrown for more yards and touchdowns in a career-opening 10-year span than any other NFL player
- ◆ Holds Colts records for completions, attempts, yards and touchdowns
- ◆ Is the only QB in NFL history to throw for 3,000+ yards in each of the first 10 seasons of his career
- ◆ Holds the NFL record with 10 consecutive seasons of more than 25 touchdown passes thrown
- ◆ His consecutive starts streak of 164 ranks second among QBs in NFL history
- ◆ Has directed 32 regular-season fourth-quarter and overtime game-winning drives in which he has rallied the Colts from a fourth-quarter deficit or tie to win
- ◆ 2003 and 2004 Associated Press NFL Most Valuable Player
- ◆ Super Bowl XLI Most Valuable Player



UT'S ATKINS, WHITE IN PRO HALL OF FAME

Legendary defensive linemen Doug Atkins (1950-52) and Reggie White (1980-83) represent UT in the Pro Football Hall of Fame.

Atkins was drafted by the Cleveland Browns in the first round of the 1953 draft and eventually went on to star for the Chicago Bears (1955-66) and the New Orleans Saints (1967-69).

White, a defensive end who began his career in the USFL, is remembered as one of the best pass rushers in NFL history. He retired as the NFL's all-time sacks leader and is the only player in league history to have recorded nine consecutive seasons of double-digit sack totals. White passed away Dec. 26, 2004.

LINEBACKER AL WILSON RETIRES

Linebacker Al Wilson (1995-98), sidelined with a neck injury since the end of the 2006 season, retired from the NFL on Sept 10.

The five-time Pro Bowler played his entire career with the Denver Broncos, who drafted him out of Tennessee with the 31st overall pick in 1999.

Wilson was the undisputed leader in the locker room for the Broncos, just as he was for the 1998 championship Vols.

WITTEN ONE OF NFL'S TOP TIGHT ENDS

Through five pro seasons, Jason Witten (2000-02) has emerged as one of the top tight ends in the NFL. He has appeared in four consecutive Pro Bowls and now trails only Jay Novacek (five) for the most Pro Bowl appearances by a Cowboys tight end. The 2007 season saw Witten establish a club tight-end record with 96 catches while also becoming the first tight end in franchise history—13th in league history—to top 1,000 yards in a season.

THREE VOLS ENJOYED SUCCESS IN ARENA FOOTBALL LEAGUE IN 2008

A list of former Vols active in the AFL in 2008 included lineman Cody Douglas (Dallas Desperados), quarterback Andy Kelly (Georgia Force) and wide receiver Marcus Nash (Dallas Desperados).

QUARTERBACK ANDY KELLY RETIRES, HOLDS ARENA PASSING RECORDS

Former Tennessee quarterback Andy Kelly (1988-91) was a 15-year veteran of the Arena Football League and is arguably the greatest quarterback in league history.

He finished his playing career in 2008 as the AFL's all-time leader in completions (3,885) and attempts (6,224) in addition to ranking second in yards (42,528) and fourth in touchdowns (809).

Kelly was hired in August by the Georgia Force and will serve as the Offensive Coordinator in 2009.

Former Vols on Current NFL Rosters as of Sept. 21

Player	Team
Erik Ainge, QB	New York Jets
Jason Allen, DB	Miami Dolphins
Rashad Baker, DB	Oakland Raiders
%Chris Brown, TE	Jacksonville Jaguars
Kevin Burnett, LB	Dallas Cowboys
Chad Clifton, OT	Green Bay Packers
Dustin Colquitt, P	Kansas City Chiefs
Brad Cottam, TE	Kansas City Chiefs
Shaun Ellis, DE	New York Jets
Aubrayo Franklin, DT	San Francisco 49ers
Omar Gaither, LB	Philadelphia Eagles
Deon Grant, DB	Seattle Seahawks
Jabari Greer, DB	Buffalo Bills
Parys Haralson, LB	San Francisco 49ers
#Justin Harrell, DT	Green Bay Packers
Albert Haynesworth, DT	Tennessee Titans
John Henderson, DT	Jacksonville Jaguars
Anthony Herrera, OG	Minnesota Vikings
Jamal Lewis, RB	Cleveland Browns
Leonard Little, DE	St. Louis Rams
Peyton Manning, QB	Indianapolis Colts
David Martin, TE	Miami Dolphins
Jerod Mayo, LB	New England Patriots
Turk McBride, DE	Kansas City Chiefs
Tony McDaniel, DT	Jacksonville Jaguars
Robert Meachem, WR	New Orleans Saints
Marvin Mitchell, LB	New Orleans Saints
Arron Sears, OT	Tampa Bay Buccaneers
Donte' Stallworth, WR	Cleveland Browns
Jonathan Wade, DB	St. Louis Rams
Darwin Walker, DT	Carolina Panthers
Kelley Washington, WR	New England Patriots
^Fred Weary, C	Houston Texans
Scott Wells, C	Green Bay Packers
Gibril Wilson, DB	Oakland Raiders
Jason Witten, TE	Dallas Cowboys
*Eric Young, OT	Cleveland Browns

* reserve (non-football injury)

^ injured reserve

physically unable to perform

% practice squad

37 Total Players (20 AFC, 17 NFC)



Excluding a placekicker, there are enough former Vols at the right positions in the NFL to field a complete offense, defense and special-teams unit ...

2008 STARTER THUMBNAILS



ROBERT AYERS
Sr. ♦ DE

SEASON - Games/Starts: 5/5 ... Leads team with six QB hurries ... Contributed two tackles while applying constant QB pressure at UCLA ... Part of DL that held Bruins to 29 rushing yards on 31 attempts ... Finished with two tackles including a TFL against Florida ... Had four tackles, including a TFL at Auburn ... Finished with a season-high five tackles against Northern Illinois.

CAREER - Games/Starts: 41/7 ... Tackles: 55-23-78 ... 19.5 TFLs and 6 sacks ... Has emerged as one of UT's defensive leaders ... Shared 2008 Andy Spiva award with DeAngelo Willingham as most improved defensive player during spring practice ... Paced Vols with 12 TFLs and four sacks in 2007 ... Set career-high and led team with six tackles including three TFLs and two sacks against Arkansas State in 2007 ... Recorded then career-high four tackles against Memphis in 2005 ... First career tackle went for a sack against Mississippi in 2005 ... Started final two regular season games in 2006 ... Broke up pass and had two tackles in first career start against Vanderbilt in 2006 ... Only two career starts are against Vanderbilt and Kentucky at the end of the 2006 season ... Had a season-high three tackles in 2006 against LSU and South Carolina.

CAREER HIGHS: Tackles-6 vs. ASU 2007; TFL-3 vs. ASU 2007; Sacks-2 vs. ASU 2007.



JOSH BRISCOE
Sr. ♦ WR

SEASON - Games/Starts: 5/1 ... Caught one pass against UCLA but it went for career-long 41 yards ... Hauled in one pass for 12 yards against UAB ... Set up Vols at the Florida five-yard line with 22-yard reception in third quarter ... Had one reception for seven yards at Auburn ... Started for the first time this season against Northern Illinois, finished with two catches for 22 yards.

CAREER - Games/Starts: 42/6 ... 71 receptions for 794 yards and 7 TD ... Finished third on the team with 56 catches for 557 yards in 2007 ... Caught three passes for 11 yards vs. Southern Mississippi in 2007, including a five-yard TD ... Set career game high with eight receptions for 76 yards at Florida in 2007 ... Tied his career-high with eight receptions and set a then career-high with 79 yards against LSU in SEC Championship Game ... Six-yard TD reception in third quarter gave UT 14-13 lead against Tigers ... Concluded 2007 season on a high note with seven catches for career-high 101 yards in Outback Bowl against Wisconsin ... Current Vols' male representative on SEC Student-Athlete Advisory Committee and president of UT SAAC ... Named "VOLScholar" of the week prior to 2006 South Carolina game ... Had first career rush against Memphis in 2006 rushing around end for 11 yards ... Made collegiate debut against Florida in 2006 catching one pass for 17 yards ... Caught 39-yard TD against Memphis in 2005.

CAREER HIGHS: Receptions-8, twice; Yards-101 vs WIS 2008; Long-41 at UCLA 2008; TD-1, seven times.




ERIC BERRY
So. ♦ SS

SEASON - Games/Starts: 5/5 ... Has 271 career INT return yards, which is fifth all-time in UT history ... Tied for first in SEC with three INTs ... Grabbed sixth career INT in second quarter at UCLA ... Finished with three tackles against Bruins ... Ended UAB drive in UT territory with INT in the end zone ... Tied for team lead with seven tackles against Blazers ... Contributed a season-high eight tackles against Florida ... Recorded first sack of his career against Gators ... Finished with three tackles against Auburn ... Set up UT's first score against Northern Illinois with INT and 48-yard return, also had six tackles against Huskies.

CAREER - Games/Starts: 19/19 ... Tackles 74-39-113 ... Eight INTs ... Named SEC Defensive Freshman of the Year by *Sporting News* ... Consensus Freshman All-America and Freshman All-SEC ... Second team All-SEC selection by Coaches, Writers ... Led all SEC freshman with 86 tackles ... SEC Freshman of the Week twice in the final three weeks of the season ... First honored after breaking 37-year-old UT record in win over Arkansas ... Returned two interceptions against Razorbacks for combined 98 yards and finished season with 222 interception return yards, breaking old mark of 177 set by Bobby Majors in 1970 ... Set career-high with 14 tackles and had one PBU against Kentucky, earning him SEC Freshman of the Week honors for second time ... Total of 222 interception return yards was second in SEC history ... Interception return of 96 yards for TD at Florida tied for third-longest in UT history and was longest in 35 years ... Became first defensive player—and just third player overall—in Phillip Fulmer era to start season-opener as true freshman ... Finished with seven tackles against California.

CAREER HIGHS: Tackles-14 at UK 2007; PD-2, twice; INT-2 vs. ARK 2007.



WES BROWN
Jr. ♦ DE

SEASON - Games/Starts: 5/5 ... Made first career-start in season opener at UCLA ... Finished game against Bruins with two tackles including a TFL ... Part of DL that held Bruins to 29 rushing yards on 31 attempts ... Credited for two tackles against UAB ... Set career-high with five tackles against Florida ... Finished with one tackle at Auburn ... Tied career-high with five tackle performance, including a sack, against Northern Illinois.

CAREER - Games/Starts: 32/5 ... Tackles: 27-28-55 ... 5 TFLs and 1.5 sacks ... Posted three stops against Georgia and at Alabama in 2007 ... Registered half-sack vs. South Carolina in 2007 ... Made collegiate debut in 2006 against California and finished with two tackles ... Had two tackles and first career TFL against Memphis in 2006.

CAREER HIGHS: Tackles-5, twice; TFL-1, five times; Sacks-1 vs. NIU 2008.



DEMONTÉ BOLDEN
Sr. ♦ DT

SEASON - Games/Starts: 5/4 ... Recorded first multi-TFL game of his career with two in season-opener at UCLA ... Tied career-high with four tackles against Bruins ... Part of DL that held Bruins to 29 rushing yards on 31 attempts ... Recorded one tackle against UAB ... Finished with two tackles against Florida ... Contributed two tackles at Auburn ... Tied season and career-high with four tackles against Northern Illinois.

CAREER - Games/Starts: 30/16 ... Tackles: 43-18-61 ... 11 TFLs and 3 sacks ... Made first career tackle in season-opener against Cal in 2006 ... Had first career TFL against South Carolina ... Set career-high with four tackles and recorded one TFL against LSU ... Recorded first sack of career against Kentucky in 2006 ... Finished strong in 2006 averaging three tackles per game over last five outings ... Recorded two tackles, including one TFL, and recovered a fumble in first career start at Cal ... Finished with two tackles and had first career PBU against Southern Miss ... Had two tackles including his first sack of season against Arkansas State ... Had season-high four tackles against Georgia ... Had four tackles and his third TFL of the season against Mississippi State ... Finished with three tackles against Alabama ... Lone tackle against South Carolina went for three-yard loss ... Had one sack and forced first career fumble against Kentucky ... Tied his career-high with four tackles in SEC Championship Game against LSU.

CAREER HIGHS: Tackles-4, six times; TFL-2 at UCLA 2008; Sacks-1, three times.



KEVIN COOPER
So. ♦ FB

SEASON - Games/Starts: 5/4 ... Tied for the team-lead with four receptions in season-opener at UCLA ... Finished with 27 yards receiving and also had first career-rush (1 yard) against Bruins ... Made first career start in home-opener against UAB ... Finished game against Blazers with one catch for one yard.

CAREER - Games/Starts: 12/4 ... After a one-year hiatus with no fullback as part of the offense, the fullback makes its official return to the depth chart ... Emerged as a goal line blocking specialist in 2007 ... Made collegiate debut against Georgia and appeared in seven total games as a true freshman.

CAREER HIGHS: Receptions-4 at UCLA 2008; Yards-27 at UCLA 2008; Long-9 at UCLA 2008; TD-0.

2008 STARTER THUMBNAILS



SEASON - Games/Starts: 5/5 ... Punted six times for 39.0 avg in season-opener at UCLA ... Pinned Bruins inside their own 20-yard line twice ... Punted twice for an avg. of 34.5 yards against UAB ... Punted four times for an avg. of 37.5 yards against Florida ... Punted 10 times against Auburn, pinning the Tigers inside their own 20-yard line five times ... Punted three times against Northern Illinois for an avg. of 45.3.

CAREER - Games/Starts 10/6 ... Capable dual threat who handled kickoff duties during five games of 2007 and punting duties in one game ... Has one kickoff touchback in 22 attempts ... Punted three times against Southern Miss for 40.7-yard average in only career start.

CAREER HIGHS: Punts-10 at AU 2008; Avg.-45.3 vs. NIU 2008; Long-57 at AU 2008.



SEASON - Games/Starts: 5/5 ... Has started at RT in all five games this season ... Vols have rushed for 732 yards on 171 attempts (4.3 avg.) this season ... In season-opener at UCLA helped Vols top two running backs rush 25 times for 162 yards (6.5 avg) ... Vols rushed for 266 yards in home-opener against UAB.

CAREER - Games/Starts 37/21... Named to All-MayDay Team by ESPN analyst Mark May ... Squad recognizes college football's "Toughest of the Tough" ... Earned All-SEC second team nod from Rivals.com in 2007 ... Started all 14 games at right tackle in 2007 ... Vols led country with only four sacks allowed ... Earned freshman All-SEC honors in 2005 by league coaches ... Started at left guard in collegiate debut against UAB ... Has won the Harvey Robinson Award for most improved player offensive player in spring practice twice (2005 and 2007).



SEASON - Games/Starts: 5/1 ... Contributed three tackles at UCLA ... Part of DL that held Bruins to 29 rushing yards on 31 attempts ... Recorded first career sack against UAB ... Tied season-high with three tackles against Florida ... Finished with two tackles at Auburn ... Made first career-start against Northern Illinois, contributing four tackles.

CAREER - Games/Starts 27/1 ... Tackles: 26-22-48 ... 4 TFLs and 1 sack ... Posted career-high five tackles twice in 2007 ... First against Louisiana-Lafayette and then against LSU in SEC Championship Game ... Posted four tackles, one QB hurry and one PBU versus Southern Miss ... First tackle of career came against Memphis in 2006.


CAREER HIGHS: Tackles-5, twice; TFL-1, four times; Sacks-1 vs. UAB 2008.



SEASON - Games/Starts: 5/5 ... Currently seventh in the SEC and 35th nationally in punt return avg. (11.0) ... Caught two TD passes in first quarter against UAB for first multi-TD game of his career ... Finished game against Blazers with three catches for 39 yards ... Contributed all over the field in season-opener at UCLA ... Rushed for 11 yards, led team with 40 yards receiving and also had a punt return for 33 yards and returned two kickoffs for 76 yards ... UCLA game marked first time he had ever lined up to return a kick at UT ... Set career-high with five receptions and tied career-high with 40 yards receiving against Florida ... Rushed for 25 yards on four attempts at Auburn ... Had career-long 23 yard rush against Tigers ... Also hauled in one reception for 14 yards ... Finished with two catches for career-high 50 yards, one of the catches was a career-long 43 yards.

CAREER - Games/Starts: 14/5 ... 26 receptions for 294 yards and 3 TDs ... 19 rushes for 114 yards and 2 TDs ... Impacted final three games of 2007 by displaying his versatility ... Caught first TD pass in first overtime of classic win at Kentucky ... In SEC Championship game against LSU rushed twice for 39 yards from QB position ... In Outback Bowl against Wisconsin added another rushing TD ... Scored first collegiate TD on a rush against Louisiana-Lafayette.


CAREER HIGHS: Receptions-5 vs. UF 2008; Yards-50 vs. NIU 2008; Long-43 vs. NIU 2008; TD-2 vs. UAB 2008.



SEASON - Games/Starts: 5/5 ... Currently sixth in SEC in rushing avg. 67.6 yards/game ... Started 19 straight games -- second-longest consecutive starting streak at tailback in Fulmer era (Jay Graham 24) ... Rushed 13 times for 96 yards and caught four passes for 12 yards at UCLA ... Hit century mark for first time this season with 12-carry, 100-yard effort against UAB ... Rushed 15 times for 37 yards and caught two passes for 19 yards against Florida ... Finished with 30 yards on eight carries against Auburn ... Rushed a season-high 18 times for 75 yards against Northern Illinois.

CAREER - Games/Starts 41/28... Currently fourth place on UT's career rushing list ... 584 rushes for 2,732 yards (4.7 per att.) and 22 TD ... Currently in third place on UT's career all-purpose yardage list with 3,539 total yards ... 72 receptions for 633 yards and 2 TD ... His 12 rushing TDs in 2007, were most by a Vol since Jay Graham had 12 in 1995 ... Has scored six touchdowns in last two ballgames against Georgia ... Rushed for 2007 season-high 139 yards and 1 TD against Mississippi State in 2007... Rushed 27 times for 118 yards and caught 9 passes for 98 yards and one TD in win over Kentucky ... 65-yard TD reception on the first play of the game was a career-long reception ... First Vols freshman to start at tailback since Jamal Lewis in 1997 and first UT tailback to have 100-yard rushing games in first five career starts since Chuck Webb in 1989 ... As a freshman in 2005 rushed for 879 yards, was second-team Freshman All-America and first-team Freshman All-SEC selection .. Rushed for a career-high 223 yards against Vanderbilt in 2005.

CAREER HIGHS: Attempts-40 vs. VAN 2005; Yards-223 vs. VAN 2005; Long-66 vs. VAN 2005; TD-3, twice.




SEASON - Games/Starts: 4/4 ... Made game-tying, 47-yard FG as regulation expired at UCLA ... Missed twice in that game from 50+ yards and also missed only attempt of overtime ... Knocked home two FGs (47 and 35 yards) at Auburn ... Connected on 36 and 34 yard FGs against Northern Illinois.

CAREER - Games/Starts: 18/18 ... Named to Football Writers All-America team after making 21 field goals and scoring 115 points in 2007 ... Selected All-SEC first team by Rivals.com and second team by both league coaches and AP ... Made first eight field goal attempts for best start ever in school history ... Previously, Carlos Reveiz (1985) and Ricky Townsend (1972) had the best starts after beginning their UT careers 6-of-6 on made field goals ... 115 points was UT kicking record and trails only Gene McEver (130 in 1929) and Reggie Cobb (120 in 1987) ... Knocked down career-long 48-yard FG to send South Carolina game to OT ... Hit game-winning 27-yard FG in OT against Gamecocks ... Named SEC Special Teams Player of the Week for efforts against South Carolina ... Knocked home 2-of-3 attempts against Vanderbilt including game-winning 33-yarder in fourth quarter ... Hit 1-of-2 FGs and all five extra point attempts at Kentucky.

CAREER HIGHS: FG Made-4 at MSU 2007; Long-48 vs. SC 2007; Points-15 at MSU 2007.

2008 STARTER THUMBNAILS



**JACQUES
McCLENDON**
Jr. ♦ OG

SEASON - Games/Starts: 5/5 ... Has started at RG in all five games this season ... Vols have rushed for 732 yards on 171 attempts (4.3 avg.) this season ... In season-opener at UCLA helped Vols top two running backs rush 25 times for 162 yards (6.5 avg) ... Vols rushed for 266 yards in home-opener against UAB.

CAREER - Games/Starts: 30/12 ... Appeared in every game in 2007 except opener at California ... Moved to starting lineup after now-departed LT Eric Young had a season-ending injury ... Had arguably biggest play of the 2007 season against South Carolina, jumping on Vols' fourth quarter fumble to keep game-tying drive alive ... Vols led country in 2007 with only four sacks allowed ... As a true freshman in 2006, appeared in every game except for Florida ... Made first career start against Penn State in Outback Bowl.



**RICO
McCOY**
Jr. ♦ LB

SEASON - Games/Starts: 5/5 ... Finished with four tackles at UCLA ... Recorded second consecutive four tackle game of season in home-opener against UAB ... Led Vols with 10 tackles against Florida, it marked his fourth career 10-tackle game ... Contributed six tackles at Auburn ... Finished with eight tackles and contributed his first TFL and sack of the season against Northern Illinois.

CAREER - Games/Starts: 31/20 ... Tackles 92-84-176 ... 8.5 TFLs, 2 sacks and 2 FF ... Second team All-SEC selection by coaches and AP in 2007 ... Led or tied for the team lead in tackles in six of 13 games he played in 2007 ... Finished second on team with 106 tackles ... Led team and set career-high with 14 tackles and a TFL against South Carolina ... Named to Coaches Freshman All-SEC team and third-team Freshman All-America by CollegeFootballNews.com after 2006 season ... In first career start against Kentucky, he led the team with nine tackles and had one PBU and first career forced fumble ... Started final two games of 2006 season.

CAREER HIGHS: Tackles-14 vs. SC 2007; TFL-3 at VAN 2006; Sacks-1, twice.



**NEVIN
McKENZIE**
Sr. ♦ LB

SEASON - Games/Starts: 5/1 ... Tied for team lead with five passes defended ... Grabbed first INT of career and raced 61 yards for a TD to give Vols halftime lead at UCLA ... Was credited with one tackle, one PD and one QB hurry against UAB ... Had three tackles against Florida ... Finished with three tackles and also had two PBUs at Auburn ... In first career-start, led team with a career-high nine tackles, including 2.5 TFLs and 1.5 sacks against Northern Illinois.

CAREER - Games/Starts: 19/1 ... Tackles 29-23-52 ... 5 TFLs, 4 sacks, 1 INT and 2 FFs ... Battling fellow senior Adam Myers-White for starting SLB position ... Big hitter moved to LB from DB at the beginning of the 2007 season ... Second on team with 13 special teams tackles in 2007 ... Worked way into lineup as pass-rush specialist ... Blocked a punt against Louisiana-Lafayette that was returned for a TD ... Sacked and forced a fumble against LSU in the SEC Championship Game.


CAREER HIGHS: Tackles-9 vs. NIU 2008; TFL-2.5 vs. NIU 2008; Sacks-1.5 vs. NIU 2008.



**JOSH
McNEIL**
Jr. ♦ C

SEASON - Games/Starts: 5/5 ... Has started 28 consecutive games at center ... Vols have rushed for 732 yards on 171 attempts (4.3 avg.) this season ... In season-opener at UCLA helped Vols top two running backs rush 25 times for 162 yards (6.5 avg) ... Vols rushed for 266 yards in home-opener against UAB.

CAREER - Games/Starts: 31/28 ... Tennessee led nation in 2007 with only four sacks allowed ... Contributed 10 knockdown blocks at Mississippi State on his way to SEC Offensive Lineman of the Week honors in 2007 ... Earned All-SEC honorable mention by AP in 2007 ... Earned unanimous freshman All-SEC nod from league coaches and Freshman All-America honors by Rivals.com.



**DEMETRICE
MORLEY**
Jr. ♦ FS

SEASON - Games/Starts: 5/4 ... Showed no rust after not playing in 2007 as he made an INT and led secondary with seven tackles in season-opener at UCLA ... Did not start against UAB, finishing with one tackle ... Finished with three tackles including a TFL against Florida ... Recorded two tackles at Auburn ... Contributed three tackles vs. Northern Illinois.

CAREER - Games/Starts: 29/14 ... Tackles: 68-14-82 ... 4 INTs ... Sat out 2007 season ... Seven of 51 tackles in 2006 were for lost yardage ... Returned INT against LSU 31 yards for a TD ... Made first career-start against Florida in 2006 ... Finished with career-high nine tackles and recovered first fumble of career against Marshall ... Named second-team Freshman All-America by Rivals.com and first-team Freshman All-SEC by the *Sporting News*.

CAREER HIGHS: Tackles-9 vs. MAR 2006; PD-2 at UCLA 2008; INT-1, 4x.



**ADAM
MYERS-WHITE**
Sr. ♦ LB

SEASON - Games/Starts: 5/4 ... Made first career-start in season-opener at UCLA ... Finished with three tackles including TFL and PBU against Bruins ... Set career-high with five tackles against UAB ... Credited with two TFLs on UAB's second drive of the game -- coming into game against UAB had only 2 TFLs in 34 career games ... Recorded two tackles against Florida ... Tied career-high with five tackles at Auburn.

CAREER - Games/Starts: 38/4 ... Tackles: 24-15-39 ... 4 TFLs ... Outstanding student has been a member of the Academic All-SEC team the past three seasons ... Appeared in every contest but the Mississippi State game in 2007 ... Special teams performer had two-thirds of 15 tackles on special teams in 2007 ... Career-high four tackles apiece against La.-Lafayette and Arkansas State.

CAREER HIGHS: Tackles-5, twice; TFL-2 vs. UAB 2008; Sacks-0.

2008 STARTER THUMBNAILS



SEASON - Games/Starts: 5/5 ... Has started last 31 games he's played in (Missed 2007 Outback Bowl against Penn State because of injury) ... Vols have rushed for 732 yards on 171 attempts (4.3 avg.) this season ... In season-opener at UCLA helped Vols top two running backs rush 25 times for 162 yards (6.5 avg) ... Vols rushed for 266 yards in home-opener against UAB.

CAREER - Games/Starts: 37/31 ... Has been named to numerous preseason All-SEC and All-America teams ... Named to AP All-America second team and Rivals.com third team in 2007 ... Consensus 2007 All-SEC first team, with selections from league coaches, AP and Rivals.com ... Vols led country in 2007 allowing only four sacks.



SEASON - Games/Starts: 5/0 ... Considered team's "sixth starter" among UT's offensive line unit ... Played most of second half at guard against UAB because of Anthony Parker illness ... Vols have rushed for 732 yards on 171 attempts (4.3 avg.) this season ... O-line has only given up four sacks all season ... In season-opener at UCLA helped Vols top two running backs rush 25 times for 162 yards (6.5 avg) ... Vols rushed for 266 yards in home-opener against UAB.

CAREER - Games/Starts: 20/0 ... Participated in the 2007 NCAA National Student-Athlete Leadership Conference in Orlando, Fla. ... Appeared in 13 straight games after the opener at California ... Earned his spot in offensive line rotation as outstanding run blocker ... Vols led country in 2007 allowing only four sacks ... Made switch from defensive line after 2005 redshirt season.



SEASON - Games/Starts: 5/5 ... Fifth in the SEC and 38th nationally in kickoff return avg. (25.4 yards per KOR) ... Started at CB for first time in career in season-opener at UCLA ... Recorded one tackle against Bruins ... Returned two punts for 16 yards and two kickoffs for 50 yards in season-opener ... Started at free safety against UAB and had season-high five tackles ... Set career-high with 165 KOR yards on six attempts against Florida ... Tied career-high with six tackles against Gators ... Grabbed first career INT in third quarter at Auburn and returned it 38 yards to set up UT's only TD of the game ... Also, returned three kickoffs for 64 yards and was credited with three tackles against Tigers ... Had four tackles, including first TFL of the season against Northern Illinois.

CAREER - Games/Starts: 18/5 ... Saw action at cornerback, safety, punt returner and kick returner in 2007 ... Leading SEC freshman and fifth overall among 2007 league punt return specialists with 9.7-yard average ... Helped Vols to largest fourth-quarter rally in Neyland Stadium history by returning punt 45 yards to set up winning FG against Vanderbilt ... Named the SEC Special Teams Player of the Week for his efforts against the Commodores ... Had UT's longest kick return of the season, 78 yards, against Arkansas on his only attempt of the game ... Had career-high six tackles against La.-Lafayette ... Amassed three tackles including first career TFL at Kentucky.

CAREER HIGHS: Tackles-6, twice; PD-1, 3x; INT-1 at AU 2008. **KR Highs** Returns-6 vs. UF 2008; Yards-165 vs. UF 2008; Long-78 vs. ARK 2007; TD-0. **PR Highs** Returns-4, twice; Yards-72 vs. VAN 2007; Long-45 vs. VAN 2007; TD-0.



SEASON - Games/Starts: 5/0 ... Caught one pass for 16 yards at UCLA ... Hauled in a 14-yard pass at Auburn ... Caught two passes for 14 yards against Northern Illinois.


CAREER - Games/Starts: 31/15 ... 66 catches for 755 yards and four TDs ... Finished second on the team with 56 catches for 624 yards and 4 TDs in 2007 ... Teamed with Lucas Taylor to become first Vols duo to each eclipse 100 receiving yards in game since 1997 SEC Championship Game against Southern Mississippi ... Finished game against Golden Eagles with career-high 112 yards and caught his first career TD pass ... Caught the two-point conversion in the fifth OT at Kentucky to provide the winning margin and send the Vols to the SEC Championship Game ... Awarded medical redshirt season in 2006 after suffering through shoulder injury and then mononucleosis ... Made first career start against Air Force in 2006 finishing with then career-highs in receptions (5) and yards (69).

CAREER HIGHS: Receptions-8 vs. VAN 2007; Yards-112 vs. SM 2007; Long-32 at FLA 2007; TD-1, four times.



SEASON - Games/Starts: 5/5 ... Has started 19 consecutive games ... Vols have rushed for 732 yards on 171 attempts (4.3 avg.) this season ... O-line has only given up four sacks all season ... In season-opener at UCLA helped Vols top two running backs rush 25 times for 162 yards (6.5 avg) ... Vols rushed for 266 yards in home-opener against UAB ... Named SEC Offensive Lineman of the Week for efforts against Blazers.


CAREER - Games/Starts: 26/19 ... Can play all five positions on the offensive line ... Made first career start at right guard in season-opener against Cal in 2007 ... Vols led country with only four sacks allowed ... Moved to left tackle prior to Louisiana-Lafayette game due to season-ending injury to Eric Young ... In first game at left guard, Vols rushed for season-high 273 yards.



SEASON - Games/Starts: 2/1 ... Made first career-start against Northern Illinois, finishing the game 10 of 17 for 156 yards and one TD ... Made first career appearance against UAB, completing one pass for 42 yards to Brandon Warren.

CAREER HIGHS: Attempts-17 vs. NIU 2008; Completions-10 vs. NIU 2008; Yards-156 vs. NIU 2008; TD-2, three times.

2008 STARTER THUMBNAILS



LUKE STOCKER
So. ♦ TE

SEASON - Games/Starts: 5/5 ... Made first career-start in season-opener at UCLA ... Caught one pass for 11 yards on final drive of regulation to set up game-tying FG ... Had two receptions for 16 yards against UAB ... Set career-highs in receptions (3) and yards (25) against Florida ... Caught one pass for eight yards at Auburn ... Caught one pass for five yards vs. Northern Illinois.

CAREER - Games/Starts: 19/5 ... Shared 2008 Harvey Robinson Award with Ahmad Paige as most improved offensive player during Vols' spring practice ... Caught first career TD pass against Alabama ... Caught first pass of career against Arkansas State and followed that with catches in consecutive games against Alabama, South Carolina and Louisiana-Lafayette.

CAREER HIGHS: Receptions-3 vs. UF 2008; Yards-25 vs. UF 2008; Long-11 at UCLA 2008; TD-1 at ALA 2007.



LUCAS TAYLOR
Sr. ♦ WR

SEASON - Games/Starts: 4/4 ... Tenth in the SEC with 49.8 yards receiving/game ... Showed flashes of fantastic 2007 season as he caught nine passes for 132 yards against UAB ... Fifth time in his career he has gone over century mark in receiving yardage ... Caught three passes for 37 yards in season lidlifter at UCLA ... Grabbed two passes for 24 yards against Florida ... First catch against Gators gave him 100 for his career ... Caught one pass for six yards at Auburn ... Missed Northern Illinois game with injury.

CAREER - Games/Starts: 39/17 ... 102 catches for 1,300 yards and five TDs ... Named All-SEC second team by AP ... Finished second in SEC with 1,000 receiving yards and third in catches with 73 ... Reception total second only to Robert Meachem (76) on UT season record chart ... Career highs in catches (11) and yards (186) against Mississippi State in 2007 ... Most receptions by a Vol in a single game since 2001 ... Teamed with Austin Rogers against Southern Mississippi to become first Vols wide receiver duo to each eclipse 100 in game since 1997 SEC Championship Game ... Topped previous career total of 101 receiving yards with 103 in debut start at Cal ... Threw 56-yard TD pass to LaMarcus Coker against Georgia in 2007 ... Threw 48-yard TD pass to LaMarcus Coker in second quarter against Florida in 2006.

CAREER HIGHS: Receptions-11 at MSU 2007; Yards-186 at MSU 2007; Long-51 at MSU 2007; TD-2 vs. ASU 2007.




BRANDON WARREN
So. ♦ TE

SEASON - Games/Starts: 4/1 ... Had one reception for five yards in the season-opener at UCLA ... Grabbed two receptions for 48 yards including a 42-yard catch and run in fourth quarter against UAB ... Finished with two receptions for 12 yards against Florida.

CAREER - UT Games/Starts: 4/1 ... NCAA FBS Games/Starts: 15/10 ... Signed with Florida State out of Alcoa High School in Alcoa, Tenn., in 2005 and saw significant action with the Seminoles as a true freshman in 2006 ... Earned Freshman All-America honors while playing in 12 games with nine starts at FSU ... Caught 28 passes at FSU for 301 yards and one touchdown ... Left FSU and returned home to be near his mother, who was ill, and took classes at Pellissippi State Technical Community College before enrolling at Tennessee (did not play football in 2007).

UT CAREER HIGHS: Receptions-2, twice; Yards-48 vs. UAB 2008; Long-42 vs. UAB 2008; TD-0.




DAN WILLIAMS
Jr. ♦ DT

SEASON - Games/Starts: 5/5 ... Leads team with 5 TFLs this season ... Had four tackles including two TFLs in season-opener at UCLA ... Part of DL that held Bruins to 29 rushing yards on 31 attempts ... Credited with three tackles against UAB ... Finished with three tackles against Florida ... Had career-high eight tackles, including two TFLs at Auburn ... Finished with three tackles against Northern Illinois.

CAREER - Games/Starts: 25/15 ... Tackles: 30-33-63 ... 12.5 TFLs and 3.5 sacks ... Made first career appearance against Cal in 2006 ... Had first career sack against Marshall in 2006 ... Started six of the final seven games in 2007 ... In first career start, recorded career-high six tackles against Southern Mississippi ... Had four tackles, including three TFLs, against South Carolina ... Tied career-high with six tackles against Vanderbilt ... Blocked Kentucky's game winning FG attempt in the second OT in 2007.

CAREER HIGHS: Tackles-8 at AU 2008; TFL-3 vs. SC 2007; Sacks-1, 3x.



DeANGELO WILLINGHAM
Jr. ♦ DB

SEASON - Games/Starts: 5/5 ... Tied for sixth in SEC with two INTs ... Had an INT in first two games of season ... Stopped UCLA with first career INT on first defensive series of season ... Finished with four tackles including a TFL and an INT against UAB ... Credited with three tackles against Florida ... Had season-high six tackles at Auburn ... Credited with career-high three PBUs and also had three tackles against Northern Illinois.

CAREER - Games/Starts: 19/13 ... Shared 2008 Andy Spiva award with Robert Ayers as most improved defensive player during spring practice ... Made first tackle of collegiate career against Southern Mississippi ... In first career start, finished with one tackle and a PBU against Arkansas State ... Finished with two tackles vs. Georgia ... Contributed one tackle at Alabama ... In second career start had career game against his home-state South Carolina ... Finished contest against Gamecocks with career-high 10 tackles, one PBU and forced two fumbles -- both of which Vols recovered ... Forced and recovered a Gamecock fumble in the fourth quarter, killing a drive deep in Tennessee territory ... Had one tackle and one PBU against La.-Lafayette ... Recorded three tackles against Arkansas ... Finished with four tackles against Vanderbilt ... Had nine tackles at Kentucky ... Finished with two tackles against LSU in SEC Championship Game.

CAREER HIGHS - Tackles-10 vs. SC 2007; PD-3 vs. NIU 2008; INT-1, twice.



ELLIX WILSON
Sr. ♦ LB


SEASON - Games/Starts: 4/4 ... Currently fourth in the SEC in tackles avg. 8.8/game ... Leads team with 35 tackles ... Has led team in tackles in three of four games he's played in this season ... Led team and set career-high with 12 tackles in season-opener at UCLA ... Had Vols only sack of the game against Bruins and finished with two TFLs ... Tied for team-lead with seven tackles against UAB ... Grabbed first career INT against Blazers ... Finished with six tackles, including a TFL and a PBU against Florida ... Credited with 10 tackles, including a TFL at Auburn ... Missed Northern Illinois game with injury.

CAREER - Games/Starts: 43/5 ... Tackles: 61-24-85 ... 9.5 TFLs and 4 sacks ... Served as Tennessee's first reserve LB throughout 2007 season before getting first career start in Outback Bowl against Wisconsin ... Second on team with three sacks and tied for squad honors in yards lost from sacks with 19 ... Blocked punt against Georgia to set up one of four first-half Tennessee touchdowns ... Made collegiate playing debut against UNLV in 2004 ... Redshirted 2005 season as he recovered from a knee injury.

CAREER HIGHS - Tackles-12 at UCLA 2008; TFL-2 at UCLA 2008; Sacks-1, 4x.

2008 GAME REVIEWS

GAME 1 - UCLA



Sept. 1, 2008

TENNESSEE 24
UCLA 27

PASADENA, Calif. - Arian Foster rushed for 96 yards on just 13 carries and Montario Hardesty added 66 yards and two touchdowns on 12 carries, but the superb Tennessee ground game couldn't overcome mistakes on special teams and in the passing game as the Vols dropped their second-straight season opener to UCLA in overtime, 27-24.

"We made enough mistakes tonight to lose three, four or five football games," head coach Phillip Fulmer said. "Whether it was offensively, defensively or the kicking game...you can choose any one of them."

Highlighting the special teams miscues were three missed field goals—including a game-tying attempt in overtime—and a blocked punt returned for a touchdown for the first time in Phillip Fulmer's tenure as head coach. On offense, new starting quarterback Jonathan Crompton struggled to find a rhythm, completing 19 of 41 passes for 189 yards and an interception. Gerald Jones led eight Vols in receiving yards with 40 on four catches.

The Tennessee defense was a bright spot in an otherwise shaky opening act. The Vols allowed just 29 rushing yards and 288 total yards while posting nine tackles for loss and picking off four offerings from UCLA signal caller Kevin Craft. Demetric Morley, Eric Berry, DeAngelo Willingham and Nevin McKenzie each had a pick. McKenzie returned his 61 yards for a touchdown late in the first half. Ellix Wilson led the Vols with 12 tackles including two for losses.

After a slow offensive pace for the first three quarters, the two teams posted a combined 30 points in the final seven minutes and overtime. Craft led UCLA on an 11-play, 80-yard drive to take a 17-14 lead with 6:51 to play. Raymond Carter paid off the drive with a three-yard TD run. Crompton and the Vols responded with a 13-play, 67-yard march with just 1:54 remaining. Hardesty scampered 20 yards to paydirt to cap the drive and give the Vols a 21-17 lead.

UCLA then drove 70 yards in just 1:23 to take a 24-21 lead. Craft hit tight end Ryan Moya from three yards out for the score. After a pooch kick, Tennessee was left with 23 seconds and a short field to travel for a game-tying field goal. They did just that, as Daniel Lincoln drilled a 47-yarder as time expired to send the game to overtime.

In the first extra frame, the Tennessee defense held UCLA to zero yards and forced the Bruins to convert a 42-yard field goal. The Vol offense struggled as well on its possession, failing to gain a first down and forcing Lincoln back onto the field for a game-tying 34-yard try, which he missed wide left to give UCLA the win.

SCORE BY QUARTERS

TENNESSEE	0	14	0	10	0	--	24
UCLA	7	0	3	14	3	--	27

SCORING SUMMARY

- 1st - UCLA - Westgate blocked punt return (Forbath kick).
- 2nd - UT - Hardesty 11 run (Lincoln kick).
UT - McKenzie 61 INT return (Lincoln kick).
- 3rd - UCLA - Forbath 41 field goal.
- 4th - UCLA - Carter 3 run (Forbath kick).
UT - Hardesty 20 run (Lincoln kick).
UCLA - Moya 3 pass from Craft (Forbath kick).
UT - Lincoln 47 field goal.
- OT - Forbath 42 field goal.

TEAM STATS	UT	UCLA
First Downs	20	20
Rushes-Yards	34-177	31-29
Passing Yards	189	259
Passes (C-A-I)	19-42-1	25-43-4
Total Offensive Plays	76	74
Total Offense	366	288
Fumbles-Lost	2-1	0-0
Penalties-Yards	9-55	2-25
Punts-Average	7-33.4	6-46.8
Time of Possession	29:51	30:09
Third-Down Conversions	5 of 17	9 of 19
Fourth-Down Conversions	1 of 1	0 of 0
Sacks By-Yards	1-9	1-8

TENNESSEE

RUSHING	Att	Gain	Lost	Net	TD	Lg
A. Foster	13	100	4	96	0	41
Hardesty	12	70	4	66	2	20
PASSING	Att	Comp	Int	Yds	TD	Lg
Crompton	41	19	1	189	0	41
RECEIVING	No	Yds	TD	Lg		
G. Jones	4	40	0	19		
Cooper	4	27	0	9		

UCLA

RUSHING	Att	Gain	Lost	Net	TD	Lg
Carter	15	26	12	14	1	7
PASSING	Att	Comp	Int	Yds	TD	Lg
Craft	43	25	4	259	1	21
RECEIVING	No	Yds	TD	Lg		
Moya	7	65	1	29		
Austin	5	37	0	13		

GAME 2 - UAB



Sept. 13, 2008

TENNESSEE 35
UAB 3

KNOXVILLE - Tennessee racked up 548 yards of total offense including 266 on the ground as the Vols rolled past UAB 35-3 in Knoxville.

Arian Foster carried 12 times for 100 yards to move within 19 yards of fifth place on Tennessee's career rushing list and Lennon Creer carried eight times for 93 yards and two touchdowns. Montario Hardesty rushed seven times for 28 yards and also scored a touchdown.

The passing game continued to be a work in progress as Jonathan Crompton completed 19 of 31 passes for 240 and two touchdowns, but threw two picks. Lucas Taylor caught nine passes for 132 yards and Gerald Jones caught three passes for 39 yards and two touchdowns.

The back-breaking play for the Blazers came on a 45-yard TD run from Creer late in the third quarter. He stormed through the right side of the line, juiced a defender and rolled to paydirt. The ensuing PAT gave the Vols a 28-3 lead with little more than a quarter to play. Creer added another score from three yards out early in the fourth quarter to create the final margin. He carried six times on the drive.

But while the dagger came from Creer, most of the dirty work was Foster's. He produced runs of 16, 25 and 31 yards en route to his 11th career 100-yard game. His 16 and 31-yard scampers came on Tennessee's third scoring drive of the game in the third quarter, which Hardesty paid off with a six-yard score.

Gerald Jones was the go-to guy in the red zone early, catching two TD passes in the back right corner of the end zone on similar plays in the first quarter. The first came on Tennessee's second possession of the game and was a 20-yard strike. The latter was from 14 yards out on the Vols' very next possession.

The Tennessee defense held the Blazers to 275 yards of offense and created three turnovers, all interceptions of quarterback Joe Webb. DeAngelo Willingham, Eric Berry and Ellix Wilson had the picks.

Berry and Wilson also tied for the team lead with seven tackles apiece. Adam Myers-White contributed five stops, including two for losses.

The win improved Phillip Fulmer to 16-1 in home openers and 53-15 against non-conference opponents.

SCORE BY QUARTERS

UAB	0	0	3	0	--	24
TENNESSEE	14	0	14	7	--	27

SCORING SUMMARY

- 1st - UT - G. Jones 20 pass from Crompton (Lincoln kick).
- UT - G. Jones 14 pass from Crompton (Lincoln kick).
- 3rd - UAB - Waters 47 field goal.
UT - Hardesty 6 run (Lincoln kick).
- UT - Creer 45 run (Lincoln kick).
- 4th - UT - Creer 3 run (Lincoln kick).

TEAM STATS	UAB	UT
First Downs	14	25
Rushes-Yards	16-108	41-266
Passing Yards	167	282
Passes (C-A-I)	19-34-3	20-33-2
Total Offensive Plays	60	74
Total Offense	275	548
Fumbles-Lost	1-0	0-0
Penalties-Yards	9-79	8-65
Punts-Average	6-38.0	2-34.5
Time of Possession	28:46	31:14
Third-Down Conversions	3 of 12	7 of 13
Fourth-Down Conversions	0 of 1	1 of 2
Sacks By-Yards	1-9	1-7

TENNESSEE

RUSHING	Att	Gain	Lost	Net	TD	Lg
A. Foster	12	101	1	100	0	31
Creer	8	93	0	93	2	45
PASSING	Att	Comp	Int	Yds	TD	Lg
Crompton	31	19	2	240	2	48
RECEIVING	No	Yds	TD	Lg		
Taylor	9	132	0	48		
G. Jones	3	39	2	20		

UAB

RUSHING	Att	Gain	Lost	Net	TD	Lg
Webb	14	85	7	78	0	23
PASSING	Att	Comp	Int	Yds	TD	Lg
Webb	34	19	3	167	0	30
RECEIVING	No	Yds	TD	Lg		
Forrest	8	83	0	30		
Anderson	2	28	0	23		

GAME 3 - FLORIDA



Sept. 20, 2008

TENNESSEE 6
FLORIDA 30

KNOXVILLE - Mistakes and miscues can cause a game to get out of hand quickly, and that's exactly what happened to the Vols in a 30-6 loss to Florida in Knoxville. Tennessee's first three possessions of the game ended in two turnovers—one inside the Florida 5-yard line—and a Florida punt return for a touchdown, placing the Vols squarely in a 17-0 hole.

Tennessee had the ball again at the Florida one-yard line with time running out in the first half and again turned it over, leaving the Vols a 20-0 halftime deficit from which they wouldn't recover.

Jonathan Crompton completed 18 of 28 passes for 122 yards. He also threw one interception and posted the Vols only touchdown on a one-yard run early in the fourth quarter. Arian Foster ran for just 38 yards on 14 attempts and Gerald Jones caught a career-high five passes for 40 yards.

Tennessee out gained the Gators in total offense 258 to 243, but three turnovers, nine penalties and numerous special teams errors made that usually-telling statistic all but meaningless.

The 243 yards gained by the Gators was their fewest vs. the Vols since the 1990 game, when the Gators gained just 194 yards. The Tennessee defense played well at times, but was put in too many bad situations due to special teams mistakes and turnovers. Rico McCoy led the unit with 10 tackles, while Eric Berry posted eight tackles and a sack.

Lucas Taylor caught a pass for the 17th-straight game, which is the eighth longest streak in school history. Foster's 37 yards moved him past Jay Graham into sixth place on Tennessee's all-time rushing list with 2,627 yards. He also started his 17-straight game vs. Florida, which hasn't happened since Graham started 25 consecutive contests during the 1995 and 1996 seasons.

SCORE BY QUARTERS

FLORIDA	17	3	7	3	--	30
TENNESSEE	0	0	0	6	--	6

SCORING SUMMARY

- 1st - UF - Hernandez 2 pass from Tebow (Phillips kick).
- UF - Phillips 39 field goal.
- UF - James 78 punt return (Phillips kick).
- 2nd - UF - Phillips 40 field goal.
- 3rd - UF - Harvin 15 pass from Tebow (Phillips kick).
- 4th - UT - Crompton 1 run (Crompton pass failed).
UF - Phillips 27 field goal.

TEAM STATS	UF	UT
First Downs	16	16
Rushes-Yards	39-147	31-96
Passing Yards	96	162
Passes (C-A-I)	8-15-0	18-28-1
Total Offensive Plays	54	59
Total Offense	243	258
Fumbles-Lost	0-0	2-2
Penalties-Yards	9-57	9-95
Punts-Average	1-57.0	4-37.5
Time of Possession	29:58	30:02
Third-Down Conversions	8 of 13	4 of 11
Fourth-Down Conversions	0 of 1	0 of 2
Sacks By-Yards	0-0	1-2

TENNESSEE

RUSHING	Att	Gain	Lost	Net	TD	Lg
A. Foster	14	38	1	37	0	9
Crompton	7	23	1	22	1	12
PASSING	Att	Comp	Int	Yds	TD	Lg
Crompton	28	18	1	162	0	22
RECEIVING	No	Yds	TD	Lg		
G. Jones	5	40	0	19		
Stocker	3	25	0	10		

FLORIDA

RUSHING	Att	Gain	Lost	Net	TD	Lg
Moody	9	55	0	55	0	10
PASSING	Att	Comp	Int	Yds	TD	Lg
Tebow	15	8	0	96	2	34
RECEIVING	No	Yds	TD	Lg		
Harvin	2	49	1	34		
Herandez	2	15	1	13		

GAME 4 - AUBURN



Sept. 27, 2008

TENNESSEE 12
AUBURN 14

AUBURN, Ala. - The Tennessee defense certainly played to its potential, but the offense struggled mightily as Auburn pulled out a win over the Vols in a defensive struggle on The Plains.

John Chavis' defenders held the Auburn offense to 226 total yards and only one offensive touchdown, forcing eight three-and-outs including four in a back-and-forth final quarter. The difference in the game was Tennessee's inability to move the ball on offense. The Vols gained 191 total yards and managed only nine first downs.

"It goes without saying that it was a very disappointing loss," Tennessee head coach Phillip Fulmer said. "I congratulate Auburn on their win. I think the defense played outstanding for most of the afternoon. Offensively, we were stuck. The second half, the defense gave us good field position and opportunities, especially with the punts and punt returns, and we didn't get anything out of it."

A fumbled exchange between Jonathan Crompton and Arian Foster in the Vols' own endzone during the second quarter gave Auburn the seven points it would need to hang on for a win.

Crompton finished the game 8-of-23 for 67 yards, while Montario Hardesty led the rushing effort with 35 yards and a touchdown on 10 carries. Hardesty rushed around left end for two yards and a score on the opening play of the fourth quarter to pull the Vols within two points, but Crompton's pass on the two point try was caught short of the endzone by Gerald Jones.

Eight Vol receivers made one catch in the game. Jones and Austin Rogers each caught passes for 14 yards.

Elix Wilson led the Vols with 10 tackles, including one for a loss. Dan Williams posted eight stops with two of those being for a loss. Tennessee's lone offensive touchdown came as the result of 38-yard interception return from Dennis Rogan.

Special teams played a key role for the Vols, though it was never converted to points. Chad Cunningham punted 10 times for a 39.9 yard average and landed five kicks inside the 20-yard line. Jones returned five punts for a 13.6-yard average.

Daniel Lincoln attempted a field goal for the first time since the UCLA game and converted twice, first from 47 yards and again from 35 yards in the second quarter. His kicks answered an Auburn touchdown late in the first quarter, the result of their only solid drive of the game on the UT defense.

SCORE BY QUARTERS

TENNESSEE	0	6	0	6	--	12
AUBURN	7	7	0	0	--	14

SCORING SUMMARY

- 1st - AU - Dunn 18 pass from Todd (Byrum kick).
- 2nd - UT - Lincoln 47 field goal.
UT - Lincoln 35 field goal.
AU - Ricks 0 fumble recovery (Byrum kick).
- 4th - UT - Hardesty 2 run (Crompton pass failed).

GAME 5 - NORTHERN ILLINOIS



Oct. 4, 2008

TENNESSEE 13
NO. ILLINOIS 9

KNOXVILLE - The Tennessee defense flexed its muscle for the second-straight week in defense of new starting quarterback Nick Stephens and the offense as the Volunteers held off Northern Illinois for a 13-9 win at Neyland Stadium.

The Vol defenders surrendered just 190 yards of offense and picked off one Dan Nicholson pass, while the offense again struggled to find a rhythm, producing just nine first downs and 225 yards of offense. The deciding play of the game ended up being a 52-yard touchdown pass from Stephens to Denarius Moore in the third quarter. That play gave the Vols a 13-3 lead as the defense went on to surrender just two field goals in the final 25 minutes of play.

"We'll take the win," Tennessee head coach Phillip Fulmer said. "We've been on the short end of a couple of those like that. It was a good football team we played tonight. Defensively, I thought again we played very well. Offensively, we made some steps. I think, in the right direction. We're still not as efficient as we need to be. It seems like everything we do is really hard for us. Like everyone in the stadium pulling for Tennessee, I was very excited about the two big plays we made. Great play, great throw, outstanding call. It's something for us to build on."

Stephens finished the game 10-of-17 for 156 yards and a touchdown. Arian Foster was the Vols' leader on the ground, grinding out 75 yards on 18 carries, while Moore's 52-yard snag propelled him to the top of the stat sheet in the receiving column. He finished with three catches for 65 yards and a score. Daniel Lincoln saw action for the second-consecutive week, converting field goals of 36 and 34 yards.

Entering the final frame with a four-point lead, the UT defense did not surrender a single yard, holding the Huskies to minus-nine yards of offense in the quarter. They also did not allow a single first down and held the NIU offense one yard short on a key 4th-and-7 under the four-minute mark.

The defense also produced a season-high four sacks and seven tackles for loss in the game. Nevin McKenzie, making his first career start, led the team with nine tackles and 2.5 tackles for loss. DeAngelo Willingham made three tackles and broke up three passes.

Eric Berry snagged his third pick of the season in the second quarter and returned it 48 yards into the red zone. The play led to Lincoln's first field goal and moved Berry to fifth on UT's career interception return yards list with 271. It was the eighth pick of his career.

SCORE BY QUARTERS

NO. ILLINOIS	3	0	6	0	--	9
TENNESSEE	0	3	10	0	--	13

SCORING SUMMARY

- 1st - NIU - Salerno 25 field goal.
- 2nd - UT - Lincoln 36 field goal.
- 3rd - UT - Lincoln 34 field goal.
UT - D. Moore 52 pass from Stephens (Lincoln kick).
NIU - Salerno 24 field goal.
NIU - Salerno 25 field goal.

TEAM STATS	UT	AU
First Downs	9	15
Rushes-Yards	33-124	38-97
Passing Yards	67	129
Passes (C-A-I)	8-24-0	18-29-1
Total Offensive Plays	57	67
Total Offense	191	226
Fumbles-Lost	1-1	1-0
Penalties-Yards	3-35	9-59
Punts-Average	10-39.9	9-43.7
Time of Possession	27:15	32:45
Third-Down Conversions	4 of 16	6 of 18
Fourth-Down Conversions	0 of 0	0 of 0
Sacks By-Yards	2-10	2-5

TENNESSEE						
RUSHING	Att	Gain	Lost	Net	TD	Lg
Hardesty	10	36	1	35	1	17
A. Foster	8	35	5	30	0	11
PASSING	Att	Comp	Int	Yds	TD	Lg
Crompton	28	8	0	67	0	14
RECEIVING	No	Yds	TD	Lg		
G. Jones	1	14	0	14		
Rogers	1	14	0	14		

AUBURN						
RUSHING	Att	Gain	Lost	Net	TD	Lg
Tate	19	75	5	70	0	15
PASSING	Att	Comp	Int	Yds	TD	Lg
Todd	23	14	1	93	1	18
Burns	6	4	0	36	0	16
RECEIVING	No	Yds	TD	Lg		
Dunn	6	54	1	18		
Fannin	3	29	0	10		

TEAM STATS	NIU	UT
First Downs	12	9
Rushes-Yards	34-72	32-69
Passing Yards	118	156
Passes (C-A-I)	14-26-1	10-18-0
Total Offensive Plays	60	156
Total Offense	190	225
Fumbles-Lost	0-0	2-2
Penalties-Yards	7-40	6-45
Punts-Average	5-39.6	4-36.5
Time of Possession	33:05	26:55
Third-Down Conversions	5 of 16	3 of 13
Fourth-Down Conversions	0 of 1	0 of 1
Sacks By-Yards	3-28	4-10

TENNESSEE						
RUSHING	Att	Gain	Lost	Net	TD	Lg
A. Foster	18	76	1	75	0	16
Hardesty	7	23	3	20	0	9
PASSING	Att	Comp	Int	Yds	TD	Lg
Stephens	17	10	0	156	1	52
RECEIVING	No	Yds	TD	Lg		
D. Moore	3	65	1	52		
G. Jones	2	50	0	43		

NORTHERN ILLINOIS						
RUSHING	Att	Gain	Lost	Net	TD	Lg
Grady	14	46	5	41	0	9
PASSING	Att	Comp	Int	Yds	TD	Lg
Nicholson	15	10	1	79	0	18
Grady	10	4	0	39	0	35
RECEIVING	No	Yds	TD	Lg		
Palmer	4	26	0	11		
Cox	3	36	0	17		

2008 SCOREBOARD (2-3, 0-2 SEC)

Date	UT rank	Opponent (rank) (TV)	Site	Time/Result	Attend.	Quick Facts
Sept. 1	18/18	at UCLA (ESPN)	Pasadena	L 24-27	68,546	Tennessee defense records four interceptions, nine TFLs but Vols suffer rare overtime loss
Sept. 13		UAB (RAYCOM)	Knoxville	W 35-3	98,205	Balanced offensive attack produces 548 total yards; Crompton earns first win as starter
Sept. 20		*Florida (4/4) (CBS)	Knoxville	L 6-30	106,138	Vols offense struggles to find rhythm, hampered by inability to produce in orange zone
Sept. 27		*at Auburn (15/16) (CBS)	Auburn	L 12-14	87,451	Tennessee's lone turnover proves costly as Tigers prevail in defensive showdown
Oct. 4		Northern Illinois (PPV)	Knoxville	W 13-9	99,539	Stephens makes first career start; his TD bomb to Moore proves to be the difference
Oct. 11		*at Georgia (10/10) (CBS)	Athens	3:30 p.m. ET		
Oct. 18		*Mississippi State (PPV)	Knoxville	7 p.m. ET		
Oct. 25		*Alabama	Knoxville			
Nov. 1		*at South Carolina	Columbia			
Nov. 8		Wyoming HC (PPV)	Knoxville	1 p.m. ET		
Nov. 22		*at Vanderbilt	Nashville			
Nov. 29		*Kentucky (CBS)	Knoxville			
Dec. 6		SEC Championship Game (CBS)	Atlanta	4 p.m. ET		

Rankings listed (AP/USA Today) HC-Homecoming *Southeastern Conference game

TEAM STATISTICS

	UT	OPP
SCORING	90	83
Points Per Game	18.0	16.6
FIRST DOWNS	79	77
Rushing	37	26
Passing	36	40
Penalty	6	11
RUSHING YARDAGE	732	453
Yards gained rushing	824	549
Yards lost rushing	92	96
Rushing Attempts	171	168
Average Per Rush	4.3	2.7
Average Per Game	146.4	90.6
TDs Rushing	7	1
PASSING YARDAGE	856	769
Comp-Att-Int	75-145-4	84-147-8
Average Per Pass	5.9	5.2
Average Per Catch	11.4	9.2
Average Per Game	171.2	153.8
TDs Passing	3	4
TOTAL OFFENSE	1,588	1,222
Total Plays	316	315
Average Per Play	5.0	3.9
Average Per Game	317.6	244.4
KICK RETURNS: #-YARDS	19-469	17-344
Average Per Return	24.7	20.2
PUNT RETURNS: #-YARDS	14-148	8-154
Average Per Return	10.6	19.2
INT RETURNS: #-YARDS	9-156	4-3
Average Per Return	17.3	0.8
FUMBLES-LOST	7-6	2-0
PENALTIES-YARDS	35-295	36-260
Average Per Game	59.0	52.0
PUNTS-YARDS	27-998	27-1,157
Average Per Punt	37.0	42.9
Net punt average	29.0	37.4
TIME OF POSSESSION/GAME	29:03	30:57
3RD-DOWN CONVERSIONS	23/70	31/78
3rd-Down Pct	33%	40%
4TH-DOWN CONVERSIONS	2/6	0/3
4th-Down Pct	33%	0.0
SACKS BY-YARDS	9-48	7-50
MISC (Blocked FG Ref.) YARDS	0	0
TOUCHDOWNS SCORED	11	8
FIELD GOALS-ATTEMPTS	5-9	9-11
PAT-ATTEMPTS	9-9	8-8
ATTENDANCE	303,882	155,997
Games/Avg Per Game	3/101,294	2/77,998
Neutral Site Games	-	-

SCORE BY QUARTERS

	1st	2nd	3rd	4th	OT	Total
Tennessee	14	23	24	29	0	90
Opponents	34	10	19	17	3	83

OFFENSIVE STATISTICS

#	RUSHING	GP	Att	Gain	Loss	Net	Avg	TD	Long	Avg/G
27	Arian Foster	5	65	350	12	338	5.2	0	41	67.6
2	Montario Hardesty	5	41	172	8	164	4.0	4	20	32.8
3	Lennon Creer	4	13	116	0	116	8.9	2	45	29.0
4	Gerald Jones	5	11	63	7	56	5.1	0	23	11.2
28	Tauren Poole	5	9	43	0	43	4.8	0	19	8.6
8	Jonathan Crompton	4	24	72	35	37	1.5	1	15	9.2
45	Kevin Cooper	5	1	1	0	1	1.0	0	1	0.2
17	Nick Stephens	2	6	7	28	-21	-3.5	0	5	-10.5
	TEAM	3	1	0	2	-2	-2.0	0	0	-0.7
	Totals	5	171	824	92	732	4.3	7	45	146.4
	Opponents	5	168	549	96	453	2.7	1	23	90.6

#	PASSING	GP	Effic	Cmp-Att-Int	Pct	Yds	TD	Lng	Avg/G
8	Jonathan Crompton	4	95.83	64-123-4	52.0	658	2	48	164.5
17	Nick Stephens	2	162.80	11-19-0	57.9	198	1	52	99.0
4	Gerald Jones	5	0.00	0-2-0	0.0	0	0	0	0.0
	TEAM	3	0.00	0-1-0	0.0	0	0	0	0.0
	Totals	5	102.62	75-145-4	51.7	856	3	52	171.2
	Opponents	5	97.82	84-147-9	57.1	769	4	35	153.8

#	RECEIVING	GP	No.	Yds	Avg	TD	Long	Avg/G
12	Lucas Taylor	5	15	199	13.3	0	48	39.8
4	Gerald Jones	5	15	183	12.2	2	43	36.6
88	Luke Stocker	5	8	65	8.1	0	11	13.0
27	Arian Foster	5	8	57	7.1	0	22	11.4
81	Josh Briscoe	5	6	104	17.3	0	41	20.8
6	Denarius Moore	5	5	90	18.0	1	52	18.0
1	Brandon Warren	5	5	65	13.0	0	42	13.0
45	Kevin Cooper	5	5	28	5.6	0	9	5.6
21	Austin Rogers	5	4	44	11.0	0	16	8.8
2	Montario Hardesty	5	3	12	4.0	0	6	2.4
3	Lennon Creer	4	1	9	9.0	0	9	2.2
	Totals	5	75	856	11.4	3	52	171.2
	Opponents	5	84	769	9.2	4	35	153.8

#	PUNT RETURNS	No.	Yds	Avg	TD	Long
4	Gerald Jones	12	132	11.0	0	40
41	Dennis Rogan	2	16	8.0	0	10
	Totals	14	148	10.6	0	40
	Opponents	8	154	19.2	2	78

#	KICKOFF RETURNS	No.	Yds	Avg	TD	Long
41	Dennis Rogan	11	279	25.4	0	43
3	Lennon Creer	3	53	17.7	0	31
1	Brandon Warren	2	34	17.0	0	18
4	Gerald Jones	2	76	38.0	0	43
6	Denarius Moore	1	27	27.0	0	27
	Totals	19	469	24.7	0	43
	Opponents	17	344	20.2	0	52

#	FUMBLE RETURNS	No.	Yds	Avg	TD	Long
	Totals	0	0	0.0	0	0
	Opponents	1	4	4.0	0	4

#	INTERCEPTIONS	No.	Yds	Avg	TD	Long
14	Eric Berry	3	49	16.3	0	48
24	DeAngelo Willingham	2	5	2.5	0	5
41	Dennis Rogan	1	38	38.0	0	38
7	Demetrice Morley	1	0	0.0	0	0
35	Ellix Wilson	1	3	3.0	0	3
20	Nevin McKenzie	1	61	61.0	1	61
	Totals	9	156	17.3	1	61
	Opponents	4	3	0.8	0	3

#	PUNTING	No.	Yds	Avg	Long	TB	FC	I20	Blkd
96	Chad Cunningham	25	988	39.5	57	3	6	11	0
	TEAM	2	10	5.0	10	0	0	0	2
	Totals	27	998	37.0	57	3	6	11	2
	Opponents	27	1157	42.9	57	0	3	5	0

2008 STATISTICS

#	FGs	FGM-FGA	Pct	1-19	20-29	30-39	40-49	50+	Lg	Blk
26	Daniel Lincoln	5-9	55.6	0-0	0-0	3-5	2-2	0-2	47	0
FG SEQ: 51, 55, (47), 34, (47), (35), (36), (34), 32										
Numbers in (parentheses) indicate FG was made.										

#	TOTAL OFFENSE	GP	Plays	Rush	Pass	Total	Avg/G
8	Jonathan Crompton	4	147	37	658	695	173.8
27	Arian Foster	5	65	338	0	338	67.6
17	Nick Stephens	2	25	-21	198	177	88.5
2	Montario Hardesty	5	41	164	0	164	32.8
3	Lennon Creer	4	13	116	0	116	29.0
4	Gerald Jones	5	13	56	0	56	11.2
28	Tauren Poole	5	9	43	0	43	8.6
45	Kevin Cooper	5	1	1	0	1	0.2
TEAM		3	2	-2	0	-2	-0.7
Totals		5	316	732	856	1588	317.6
Opponents		5	315	453	769	1222	244.4

#	SCORING	TD	FGs	PAT Kick	PAT Rush	PAT Rcv	PAT Pass	DXP	Sof	Pts
2	Montario Hardesty	4	0-0	0-0	0-0	0	0-0	0	0	24
26	Daniel Lincoln	0	5-9	9-9	0-0	0	0-0	0	0	24
3	Lennon Creer	2	0-0	0-0	0-0	0	0-0	0	0	12
4	Gerald Jones	2	0-0	0-0	0-0	0	0-0	0	0	12
8	Jonathan Crompton	1	0-0	0-0	0-0	0	0-0	0	0	6
20	Nevin McKenzie	1	0-0	0-0	0-0	0	0-0	0	0	6
6	Denarius Moore	1	0-0	0-0	0-0	0	0-0	0	0	6
Totals		11	5-9	9-9	0-0	0	0-2	0	0	90
Opponents		8	9-11	8-8	0-0	0	0-0	0	0	83

#	ALL PURPOSE	GP	Rush	Rec	PR	KR	IR	Tot	Avg/G
4	Gerald Jones	5	56	183	132	76	0	447	89.4
27	Arian Foster	5	338	57	0	0	0	395	79.0
41	Dennis Rogan	5	0	0	16	279	38	333	66.6
12	Lucas Taylor	5	0	199	0	0	0	199	39.8
3	Lennon Creer	4	116	9	0	53	0	178	44.5
2	Montario Hardesty	5	164	12	0	0	0	176	35.2
6	Denarius Moore	5	0	90	0	27	0	117	23.4
81	Josh Briscoe	5	0	104	0	0	0	104	20.8
1	Brandon Warren	5	0	65	0	34	0	99	19.8
88	Luke Stocker	5	0	65	0	0	0	65	13.0
20	Nevin McKenzie	5	0	0	0	0	61	61	12.2
14	Eric Berry	5	0	0	0	0	49	49	9.8
21	Austin Rogers	5	0	44	0	0	0	44	8.8
28	Tauren Poole	5	43	0	0	0	0	43	8.6
8	Jonathan Crompton	4	37	0	0	0	0	37	9.2
45	Kevin Cooper	5	1	28	0	0	0	29	5.8
24	DeAngelo Willingham	5	0	0	0	0	5	5	1.0
35	Elix Wilson	4	0	0	0	0	3	3	0.8
TEAM		3	-2	0	0	0	0	-2	-0.7
17	Nick Stephens	2	-21	0	0	0	0	-21	-10.5
Totals		5	732	856	148	469	156	2361	472.2
Opponents		5	453	769	154	344	3	1723	344.6

DEFENSIVE STATISTICS

#	Player	GP	T	AT	TT	TFL	Sack	Int-Yds	PD	QBH	FR-Yds	FF	Blk	Saf
35	Elix Wilson	4	24	11	35	4.5-16	1.0-9	1-3	3	1				
5	Rico McCoy	5	15	17	32	1.0-1	1.0-1		2					
14	Eric Berry	5	17	10	27	2.5-4	1.0-2	3-49	5					
55	Dan Williams	5	10	11	21	5.0-8	0.5-0		4					
41	Dennis Rogan	5	13	6	19	1.0-19		1-38	2					
24	DeAngelo Willingham	5	12	7	19	1.0-1		2-5	5					
20	Nevin McKenzie	5	9	8	17	2.5-10	1.5-6	1-61	5	1				
7	Demetric Morley	5	9	7	16	1.0-1		1-0	2					
48	Adam Myers-White	5	12	3	15	3.0-14			1					
94	Wes Brown	5	8	7	15	2.0-5	1.0-3		5					
91	Robert Ayers	5	8	6	14	3.5-8			6					
98	Demonte Bolden	5	10	3	13	2.0-4			1					
95	Walter Fisher	5	8	5	13	1.0-7	1.0-7		2					
56	Nick Reveiz	5	6	5	11									
84	Chris Walker	5	6	1	7	1.0-7	1.0-7		1			1		
43	Savion Frazier	5	4	1	5									
31	Marsalous Johnson	5	4	1	5				2					
99	Ben Martin	5	4	1	5	1.0-3	1.0-3		2					
33	Ja'Kouri Williams	5	3	1	4									
13	Brent Vinson	4	1	2	3	1.0-4			1					
42	LaMarcus Thompson	5	2	1	3									
6	Denarius Moore	5	2	2	2									
57	Gerald Williams	3	2	2	2				1					
87	Quintin Hancock	5	2	2	2									
28	Tauren Poole	5	1	1	2									
37	Antonio Gaines	2	2	2	2									
45	Kevin Cooper	5	1	1	1									
53	Morgan Cox	5	1	1	1									
75	Anthony Parker	5	1	1	1									
21	Austin Rogers	5	1	1	1									
44	Josh Hawkins	1	1	1	1									
Totals		5	196	118	314	33-112	9-38	9-156	29	23	1	1	4	2
Opponents		5	181	166	347	24.0-87	7-50	4-3	28	N/A	6-4	4	2	2

Defensive Big Play Leaders: Berry 7.5, McKenzie 7.5, Wilson 7.5, Willingham 6, Williams 5, Myers-White 4, Ayers 3.5, McCoy 3, Morley 3, Rogan 3

SPECIAL TEAMS TACKLES

#	PLAYER	T	AT	TT	#	PLAYER	T	AT	TT
56	Nick Reveiz	4	2	6	21	Austin Rogers	1	0	1
33	Ja'Kouri Williams	3	1	4	44	Josh Hawkins	0	1	1
42	LaMarcus Thompson	2	1	3	6	Denarius Moore	0	1	1
87	Quintin Hancock	2	0	2					
41	Dennis Rogan	2	0	2					
43	Savion Frazier	2	0	2					
53	Morgan Cox	1	0	1					
28	Tauren Poole	1	0	1					

MISCELLANEOUS STATISTICS

ORANGE ZONE*	Poss.	TD	FG	TO	MFG	Downs	Time	TD%	Score%
Tennessee	17	8	4	3	1	1	0	47.1	70.6
Opponents	14	5	6	2	1	0	0	35.7	78.6

*Commonly referred to as "the red zone," the Orange Zone denotes UT's possessions inside the 20-yr. line (includes OT)

#	KICKOFFS	No.	TB	RET	OB	FC	POINTS OFF TAKEAWAYS
96	Chad Cunningham	20	3	17	0	0	Takeaways
Totals							20
							UT 9
							OPP 10
							Pts. Off
							23
							22

SEC/NCAA TEAM STAT RANKINGS

Category	Stat	SEC	NCAA
Scoring	18.0	10	106
Total Offense	317.6	9	97
Rushing Offense	146.4	8	61
Passing Offense	171.2	9	98
Passing Efficiency	102.6	12	109
1st Downs	15.8	11	N/A
3rd-Down Conversions	32.9	T-10	100
Sacks Allowed	1.4	T-4	T-39
Scoring Defense	16.6	8	26
Total Defense	244.4	1	5
Rushing Defense	90.6	4	13
Passing Efficiency Defense	97.8	3	12
Passing Defense	153.8	4	12
Sacks by	1.8	9	56
Net Punting	29.0	12	115
Punt Returns	10.6	9	51
Kickoff Returns	24.7	3	20
Interception (Total)	9	2	T-8
Penalty Yards	59.0	10	84
Turnover Margin	-0.2	6	72

SEC/NCAA INDIVIDUAL STAT RANKINGS

Category	Name	Stat	SEC	NCAA
Rushing-Game	Arian Foster	67.60	6	T-73
Receiving-Yards Game	Lucas Taylor	49.75	10	-
Total Offense	Jonathan Crompton	173.75	6	82
All-Purpose	Gerald Jones	89.40	15	-
Punt Returns-Avg.	Gerald Jones	11.00	7	35
Kick Returns-Avg.	Dennis Rogan	25.36	5	38
Punting-Avg.	Chad Cunningham	39.52	7	63
Scoring	Daniel Lincoln	6.00	T-12	-
	Montario Hardesty	4.80	T-17	-
Field Goals-Game	Daniel Lincoln	1.25	5	T-35
Tackles-Game	Elix Wilson	8.75	4	T-39
	Rico McCoy	6.40	14	-
	Eric Berry	5.40	T-21	-
TFL-Game	Elix Wilson	1.13	T-6	T-62
	Dan Williams	.90	T-11	-
Interceptions-Game	Eric Berry	0.60	T-1	T-9
	DeAngelo Willingham	0.40	T-6	T-35

2008 STATISTICS

TEAM TOTALS

	Score	1st Downs	Rushing (No-Yds-TD)	Passing (C-A-I-Yds-TD)	Total Offense (Ply-Yds-TD)	Punts No-Avg	Fumbles No-Lost	Penalties No-Yds	KO Ret. No-Yds	Punt Ret. No-Yds	Int. Ret. No-Yds	3rd-Dn Convs.	Time of Poss.
TENNESSEE	24	20	34-177-2	19-42-1-189-0	76-366-2	7-33.4	2-1	9-55	5-142	3-49	4-66	5-17	29:51
UCLA	27	20	31-29-1	25-43-4-259-1	288-74-2	7-46.8	0-0	2-25	3-47	4-50	1-0	9-19	30:09
TENNESSEE	35	25	41-266-3	20-33-2-282-2	74-548-5	2-34.5	0-0	8-65	1-27	1-6	3-4	7-13	31:14
UAB	3	14	26-108-0	19-34-3-167-0	60-275-0	6-38.0	1-0	9-79	6-113	1-5	2-0	3-12	28:46
TENNESSEE	6	16	31-96-1	18-28-1-162-0	59-258-1	4-37.5	2-2	9-95	7-183	1-3	0-0	4-11	30:02
Florida	30	16	39-147-0	8-15-0-96-2	54-243-2	1-57.0	0-0	9-57	2-56	2-92	1-3	8-13	29:58
TENNESSEE	12	9	33-124-1	8-24-0-67-0	57-191-1	10-39.9	1-1	3-35	3-64	5-68	1-38	4-16	27:15
Auburn	14	15	38-97-0	18-29-1-129-1	67-226-1	9-43.7	1-0	9-59	2-41	0-0	0-0	6-18	32:45
TENNESSEE	13	9	32-69-0	10-18-0-156-1	50-225-1	4-36.5	2-2	6-45	3-53	4-22	1-48	3-13	26:55
Northern Illinois	9	12	34-72-0	14-26-1-118-0	60-190-0	5-39.6	0-0	7-40	4-87	1-7	0-0	5-16	33:05
TENNESSEE													
Georgia													
TENNESSEE													
Mississippi State													
TENNESSEE													
Alabama													
TENNESSEE													
South Carolina													
TENNESSEE													
Wyoming													
TENNESSEE													
Vanderbilt													
TENNESSEE													
Kentucky													
TENNESSEE													
SEC West Champ													

GAME-BY-GAME STARTERS

OFFENSE	TE	LT	LG	C	RG	RT	WR	WR	QB	TB	FB	PK
at UCLA	Stocker	Scott	Parker	McNeil	McClendon	R. Foster	Taylor	Jones	Crompton	A. Foster	Warren (TE)	Lincoln
UAB	Stocker	Scott	Parker	McNeil	McClendon	R. Foster	Taylor	Jones	Crompton	A. Foster	Cooper	Lincoln
FLORIDA	Stocker	Scott	Parker	McNeil	McClendon	R. Foster	Taylor	Jones	Crompton	A. Foster	Cooper	--
at Auburn	Stocker	Scott	Parker	McNeil	McClendon	R. Foster	Taylor	Jones	Crompton	A. Foster	Cooper	Lincoln
NORTHERN ILLINOIS	Stocker	Scott	Parker	McNeil	McClendon	R. Foster	Briscoe	Jones	Stephens	A.Foster	Cooper	Lincoln
at Georgia												
MISSISSIPPI STATE												
ALABAMA												
at South Carolina												
WYOMING												
at Vanderbilt												
KENTUCKY												
vs. SEC West Champ												

DEFENSE	LE	LT	RT	RE	SLB	MLB	WLB	LCB	RCB	SS	FS	P
at UCLA	W. Brown	Bolden	D. Williams	Ayers	Myers-White	Wilson	McCoy	Willingham	Rogan	Berry	Morley	Cunningham
UAB	W. Brown	Bolden	D. Williams	Ayers	Myers-White	Wilson	McCoy	Willingham	M. Johnson	Berry	Rogan	Cunningham
FLORIDA	W. Brown	Bolden	D. Williams	Ayers	Myers-White	Wilson	McCoy	Willingham	Rogan	Berry	Morley	Cunningham
at Auburn	W. Brown	Bolden	D. Williams	Ayers	Myers-White	Wilson	McCoy	Willingham	Rogan	Berry	Morley	Cunningham
NORTHERN ILLINOIS	W. Brown	Fisher	D. Williams	Ayers	McKenzie	Reveiz	McCoy	Willingham	Rogan	Berry	Morley	Cunningham
at Georgia												
MISSISSIPPI STATE												
ALABAMA												
at South Carolina												
WYOMING												
at Vanderbilt												
KENTUCKY												
vs. SEC West Champ												

STARTING EXPERIENCE

Defense	'05	'06	'07	'08	Tot	Strk	Offense	'05	'06	'07	'08	Tot	Strk	Special Teams	'05	'06	'07	'08	Tot	Strk	
Robert Ayers, DE	.	2	.	5	7	5	Josh Briscoe, WR	.	.	5	1	6	1	Britton Colquitt, P	11	12	13	.	36	-	
Eric Berry, DB	.	.	14	5	19	19	Kevin Cooper, FB	.	.	.	4	4	4	Chad Cunningham, P	.	.	1	5	6	5	
Demonté Bolden, DT	.	.	12	4	16	-	Jeff Cottam, TE	.	.	6	.	6	-	Daniel Lincoln, PK	.	.	14	4	18	2	
Wes Brown, DE	.	.	.	5	5	5	Jonathan Crompton, QB	.	1	.	4	5	-	Totals	11	12	28	10	61		
Walter Fisher, DT	.	.	.	1	1	1	Arian Foster, TB	5	4	14	5	28	19								
Antonio Gaines, DB	.	.	2	.	2	-	Ramon Foster, OG	2	.	14	5	21	19								
Marsalous Johnson, DB	.	.	7	1	8	-	Montario Hardesty, TB	.	5	.	.	5	-								
Rico McCoy, LB	.	2	13	5	20	5	David Holbert, TE	1	.	.	.	1	-								
Nevin McKenzie, LB	.	.	.	1	1	1	Gerald Jones, WR	.	.	.	5	5	5								
Demetric Morley, DB	.	10	.	4	4	3	Jacques McClendon, OG	.	1	6	5	12	11								
Adam Myers-White, LB	.	.	.	4	4	-	Josh McNeil, C	.	9	14	5	28	28								
Nick Reveiz, LB	.	.	.	1	1	1	Anthony Parker, OG	1	12	14	5	32	19								
Dennis Rogan, DB	.	.	.	5	5	5	Austin Rogers, WR	.	1	14	.	15	-								
Brent Vinson, DB	.	.	10	.	10	-	Chris Scott, OT	.	.	14	5	19	19								
Dan Williams, DT	.	.	10	5	15	8	Nick Stephens, QB	.	.	.	1	1	1								
DeAngelo Willingham, DB	.	.	8	5	13	12	Luke Stocker, TE	.	.	.	5	5	5								
Ellix Wilson, LB	.	.	1	4	5	-	Brandon Warren, TE*	.	*	.	1	1	-								
Totals	0	14	77	55	146		Lucas Taylor, WR	.	.	13	4	17	-								
							Totals	9	33	114	55	211									

*Warren started nine games at Florida State during the 2006 season.

2008 STATISTICS

RUSHING

(Att-Yds-TD)	Cooper	Creer	Crompton	A. Foster	Hardesty	G. Jones	Pooler	Stephens
at UCLA	1-1-0	DNP	6-3-0	13-96-0	12-66-2	2-11-0	0-0-0	DNP
UAB	0-0-0	8-93-2	4-(-3)-0	12-100-0	7-28-1	0-0-0	9-43-0	1-5-0
FLORIDA	0-0-0	1-4-0	7-22-1	14-37-0	5-15-0	4-18-0	0-0-0	DNP
at Auburn	0-0-0	4-19-0	7-15-0	8-30-0	10-35-1	4-25-0	0-0-0	DNP
NORTHERN ILLINOIS	0-0-0	0-0-0	DNP	18-75-0	7-20-0	1-2-0	0-0-0	5-(-26)-0
at Georgia								
MISSISSIPPI STATE								
ALABAMA								
at South Carolina								
WYOMING								
at Vanderbilt								
KENTUCKY								
vs. SEC West Champ								
Totals	1-1-0	13-116-2	24-37-1	65-334	41-164-4	11-56-0	9-43-0	6-(-21)-0

RECEIVING

(No-Yds-TD)	Briscoe	Cooper	Cottam	A. Foster	Hancock	Hardesty	G. Jones	Moore	Paige	Rogers	Stocker	Taylor	Warren
at UCLA	1-41-0	4-27-0	INJ	4-12-0	0-0-0	0-0-0	4-40-0	0-0-0	DNP	1-16-0	1-11-0	3-37-0	1-5-0
UAB	1-12-0	1-1-0	INJ	1-22-0	0-0-0	0-0-0	3-39-2	1-12-0	0-0-0	0-0-0	2-16-0	9-132-0	2-48-0
FLORIDA	1-22-0	0-0-0	INJ	2-19-0	0-0-0	2-7-0	5-40-0	1-13-0	DNP	0-0-0	3-25-0	2-24-0	2-12-0
at Auburn	1-7-0	0-0-0	INJ	1-4-0	0-0-0	1-5-0	1-14-0	0-0-0	DNP	1-14-0	1-8-0	1-6-0	0-0-0
NORTHERN ILLINOIS	2-22-0	0-0-0	0-0-0	0-0-0	0-0-0	0-0-0	2-50-0	3-65-1	DNP	2-14-0	1-5-0	0-0-0	0-0-0
at Georgia													
MISSISSIPPI STATE													
ALABAMA													
at South Carolina													
WYOMING													
at Vanderbilt													
KENTUCKY													
vs. SEC West Champ													
Totals	6-104-0	5-28-0	0-0-0	8-57-0	0-0-0	3-12-0	15-183-2	5-90-1	0-0-0	4-44-0	8-65-0	15-199-0	5-65-0

PASSING

(C-A-I-Yds-TD)	Crompton	Stephens
at UCLA	19-41-1-189-0	DNP
UAB	19-31-2-240-2	1-2-0-42-0
FLORIDA	18-28-1-162-0	DNP
at Auburn	8-23-0-67-0	DNP
NO. ILLINOIS	DNP	10-17-0-156-1
at Georgia		
MISSISSIPPI ST.		
ALABAMA		
at South Carolina		
WYOMING		
at Vanderbilt		
KENTUCKY		
vs. SEC West Champ		
Totals	64-123-4-658-2	11-19-0-198-1

PUNTING

(No-Yds-Avg)	Cunningham	Colquitt
at UCLA	6-234-39.0	SUSP
UAB	2-69-34.5	SUSP
FLORIDA	4-150-37.5	SUSP
at Auburn	10-399-39.9	SUSP
NO. ILLINOIS	3-136-45.3	SUSP
at Georgia		
MISSISSIPPI ST.		
ALABAMA		
at South Carolina		
WYOMING		
at Vanderbilt		
KENTUCKY		
vs. SEC West Champ		
Totals	25-988-39.5	

FIELD GOALS

(Made)-Miss	Lincoln	Sequence
at UCLA	1-4	51, 55, (47) 34
UAB	-	-
FLORIDA	-	-
at Auburn	2-2	(47), (35)
NO. ILLINOIS	2-3	(36), (34), 32
at Georgia		
MISSISSIPPI ST.		
ALABAMA		
at South Carolina		
WYOMING		
at Vanderbilt		
KENTUCKY		
vs. SEC West Champ		
Totals	5-9	

PUNT RETURNS

(No-Yds-Avg)	Rogan	Jones
at UCLA	2-16-8.0	1-33-33.0
UAB	0-0-0.0	1-6-6.0
FLORIDA	0-0-0.0	1-3-3.0
at Auburn	0-0-0.0	5-68-13.6
NO. ILLINOIS	0-0-0.0	4-22-5.5
at Georgia		
MISSISSIPPI ST.		
ALABAMA		
at South Carolina		
WYOMING		
at Vanderbilt		
KENTUCKY		
vs. SEC West Champ		
Totals	2-16-8.0	12-132-11.0

KICKOFF RETURNS

(No-Yds-Avg)	Creer	Jones	Moore	Rogan	Warren
at UCLA	DNP	2-76-38.0	0-0-0.0	2-50-25.0	1-16-16.0
UAB	0-0-0.0	0-0-0.0	1-27-27.0	0-0-0.0	0-0-0.0
FLORIDA	0-0-0.0	0-0-0.0	0-0-0.0	6-165-27.5	1-18-18.0
at Auburn	0-0-0.0	0-0-0.0	0-0-0.0	3-64-21.3	0-0-0.0
NO. ILLINOIS	3-53-17.7	0-0-0.0	0-0-0.0	0-0-0.0	0-0-0.0
at Georgia					
MISSISSIPPI ST.					
ALABAMA					
at South Carolina					
WYOMING					
at Vanderbilt					
KENTUCKY					
vs. SEC West Champ					
Totals	3-53-17.7	2-76-38.0	1-27-27.0	11-279-25.4	2-34-17.0

DEFENSIVE FRONT [T-AT-TT]

Game	Ayers	Bolden	W. Brown	Fisher	Langley	Martin	Mathis	Thomas	Walker	D. Williams	G. Williams
at UCLA	1-2-3	4-0-4	2-0-2	3-0-3	SUSP	0-0-0	DNP	0-0-0	1-0-1	3-1-4	DNP
UAB	0-0-0	1-0-1	1-1-2	1-0-1	0-0-0	1-0-1	0-0-0	0-0-0	3-0-3	2-1-3	0-0-0
FLORIDA	2-0-2	1-1-2	2-3-5	1-2-3	DNP	1-1-2	DNP	DNP	0-0-0	0-3-3	DNP
at Auburn	2-2-4	2-0-2	1-0-1	2-0-2	DNP	2-0-2	DNP	DNP	1-1-2	5-3-8	2-0-2
NO. ILLINOIS	3-2-5	2-2-4	2-3-5	1-3-4	DNP	0-0-0	DNP	0-0-0	1-0-1	0-3-3	0-0-0
at Georgia											
MISSISSIPPI STATE											
ALABAMA											
at South Carolina											
WYOMING											
at Vanderbilt											
KENTUCKY											
vs. SEC West Champ											
Totals	8-6-14	10-3-13	8-7-15	8-5-13	0-0-0	4-1-5	0-0-0	0-0-0	6-1-7	10-11-21	2-0-2

LINEBACKERS [T-AT-TT]

Game	Frazier	McCoy	McKenzie	Myers-White	N. Reveiz	Thompson	Wilson
at UCLA	1-0-1	3-1-4	1-0-1	3-0-3	2-0-2	1-0-1	11-1-12
UAB	2-1-3	2-2-4	0-1-1	5-0-5	1-2-3	1-1-2	4-3-7
FLORIDA	0-0-0	1-9-10	2-1-3	0-2-2	0-1-1	0-0-0	2-4-6
at Auburn	0-0-0	4-2-6	2-1-3	4-1-5	1-0-1	0-0-0	7-3-10
NO. ILLINOIS	1-0-1	5-3-8	4-5-9	0-0-0	2-2-4	0-0-0	INJ
at Georgia							
MISSISSIPPI STATE							
ALABAMA							
at South Carolina							
WYOMING							
at Vanderbilt							
KENTUCKY							
vs. SEC West Champ							
Totals	4-1-5	15-17-32	9-8-17	12-3-15	6-5-11	2-1-3	24-11-35

SECONDARY [T-AT-TT]

Game	Berry	Gaines	M. Johnson	Morley	Rogan	Vinson	J. Williams	Willingham
at UCLA	3-0-3	2-0-2	1-1-2	5-2-7	1-0-1	SUSP	1-0-1	1-2-3
UAB	4-3-7	0-0-0	2-0-2	1-0-1	5-0-5	0-1-1	1-0-1	4-0-4
FLORIDA	4-4-8	DNP	0-0-0	2-1-3	4-2-6	1-1-2	0-0-0	1-2-3
at Auburn	1-2-3	DNP	0-0-0	0-2-2	2-1-3	0-0-0	0-0-0	4-2-6
NO. ILLINOIS	5-1-6	DNP	1-0-1	1-2-3	1-3-4	0-0-0	1-1-2	2-1-3
at Georgia								
MISSISSIPPI STATE								
ALABAMA								
at South Carolina								
WYOMING								
at Vanderbilt								
KENTUCKY								
vs. SEC West Champ								
Totals	17-10-27	2-0-2	4-1-5	9-7-16	13-6-19	1-2-3	3-1-4	12-7-19

DEFENSIVE "BIG PLAYS" LEADERBOARD

TACKLES FOR LOSS (33):

D. Williams (5) at UCLA (2.5); at AU (2); vs. NIU (0.5)
 Wilson (4.5) at UCLA (2); vs. UAB (0.5); vs. UF (1);
 at AU (1)
 Ayers (3.5) at UCLA (1.5); vs. UF (1); at AU (1)
 Myers-White (3) at UCLA (1); vs. UAB (2)
 Berry (2.5) vs. UAB (0.5); vs. UF (1); vs. NIU (1)
 McKenzie (2.5) vs. NIU (2.5)
 Bolden (2) at UCLA (2)
 W. Brown (2) at UCLA (1); vs. NIU (1)
 Fisher (1) vs. UAB (1)
 Martin (1) at AU (1)
 McCoy (1) vs. NIU (1)
 Morley (1) vs. UF (1)
 Rogan (1) vs. NIU (1)
 Vinson (1) vs. UF (1)
 Walker (1) at AU (1)
 Willingham (1) vs. UAB (1)

SACKS (9):

McKenzie (1.5) vs. NIU (1.5)
 Berry (1) vs. UF (1)
 W. Brown (1) NIU (1)
 Fisher (1) vs. UAB (1)
 Martin (1) at AU (1)
 McCoy (1) vs. NIU (1)
 Walker (1) at AU (1)
 Wilson (1) at UCLA (1)
 Williams (0.5) vs. NIU (0.5)

INTERCEPTIONS (9):
 Berry (3) at UCLA (1); vs. UAB (1); vs. NIU (1)
 Willingham (2) at UCLA (1); vs. UAB (1)
 McKenzie (1) at UCLA (1)
 Morley (1) at UCLA (1)
 Rogan (1) at AU (1)
 Wilson (1) vs. UAB (1)

PASSES BROKEN UP (19):

McKenzie (4) at UCLA (1); vs. UAB (1); ; at AU (2)
 Willingham (3) vs. NIU (3)
 Berry (2) vs. UF (1); vs. NIU (1)
 M. Johnson (2) at UCLA (1); vs. UAB (1)
 McCoy (2) at UCLA (1); vs. UAB (1)
 Wilson (2) vs. UAB (1); vs. UF (1)
 Morley (1) at UCLA (1)
 Myers-White (1) at UCLA (1)
 Rogan (1) vs. UF (1)
 Vinson (1) vs. UAB (1)

QUARTERBACK HURRIES (23):

Ayers (6) at UCLA (1); vs. UAB (1); vs. UF (2); at
 AU (1); vs. NIU (1)
 W. Brown (5) at UCLA (3); vs. UAB (1); vs. NIU (1)
 D. Williams (4) at UCLA (2); vs. UAB (1); at AU (1)
 Fisher (2) at UCLA (2)
 Martin (2) vs. UAB (1); vs. UF (1)
 Bolden (1) at AU (1)
 McKenzie (1) vs. UAB (1)
 Walker (1) vs. NIU (1)
 Wilson (1) vs. UAB (1)

FUMBLES RECOVERED (0):

FORCED FUMBLES (1):
 Walker (1) vs. UAB (1)

BLOCKS (0):

2008 STATISTICS

TENNESSEE TEAM

Points Scored	35	UAB
Low	6	Florida
First Downs	25	UAB
Low	9	Auburn, Northern Illinois
Rushing Attempts	41	UAB
Low	31	Florida
Rushing Yards	266	UAB
Low	69	Northern Illinois
Rushing TDs	3	UAB
Low	0	Northern Illinois
Passes Attempted	42	UCLA
Low	18	Northern Illinois
Passes Completed	20	UAB
Low	8	Auburn
Had Intercepted	2	UAB
Low	0	Auburn, Northern Illinois
Passing Yards	282	UAB
Low	67	Auburn
Passing TDs	2	UAB
Low	0	UCLA, Florida, Auburn
Total Offensive Plays	76	UCLA
Low	50	Northern Illinois
Total Offensive Yards	548	UAB
Low	191	Auburn
Fumbles	2	UCLA, Florida, Northern Illinois
Low	0	UAB
Fumbles Lost	2	Florida, Northern Illinois
Low	0	UAB
Penalties	9	UCLA, Florida
Low	3	Auburn
Penalty Yards	95	Florida
Low	35	Auburn
QB Sacks by	4	Northern Illinois
Low	1	UCLA, UAB, Florida

TENNESSEE INDIVIDUAL

Rushing Attempts	18	Arian Foster vs. Northern Illinois
Net Rushing Yards	100	Arian Foster vs. UAB
Rushing TDs	2	Montario Hardesty at UCLA; Lennon Creer vs. UAB
Pass Attempts	41	Jonathan Crompton at UCLA
Pass Completions	19	Jonathan Crompton at UCLA, vs. UAB
Had Intercepted	2	Jonathan Crompton vs. UAB
Pass Yards	240	Jonathan Crompton vs. UAB
Pass TDs	2	Jonathan Crompton vs. UAB
Total Offense Plays	47	Jonathan Crompton at UCLA
Total Offense Yards	237	Jonathan Crompton vs. UAB
Receptions	9	Lucas Taylor vs. UAB
Receiving Yards	132	Lucas Taylor vs. UAB
Receiving TDs	2	Gerald Jones vs. UAB
Points Scored	12	Montario Hardesty at UCLA; Lennon Creer vs. UAB
Touchdowns	2	Montario Hardesty at UCLA; Lennon Creer vs. UAB
Field Goals (Made)	2	Daniel Lincoln at Auburn, vs. Northern Illinois
PATs (Made)	5	Daniel Lincoln vs. UAB
Punts	10	Chad Cunningham at Auburn
Punt Average	45.3	Chad Cunningham vs. Northern Illinois
Punt Returns	5	Gerald Jones at Auburn
Punt Return Yards	68	Gerald Jones at Auburn
Kickoff Returns	6	Dennis Rogan vs. Florida
Kickoff Return Yards	165	Dennis Rogan vs. Florida
Total Tackles	12	Ellix Wilson at UCLA
Primary Tackles	11	Ellix Wilson at UCLA
TFL	2.5	Nevin McKenzie vs. Northern Illinois
Sacks	1.5	Nevin McKenzie vs. Northern Illinois
Interceptions	1	By six
Interception Return Yds	61	Nevin McKenzie at UCLA

TENNESSEE INDIVIDUAL LONG PLAYS

Rushing	45	Lennon Creer vs. UAB (TD)
Passing	52	Nick Stephens to Denarius Moore vs. NIU (TD)
Field Goal	47	Daniel Lincoln at UCLA and at Auburn
Punt	57	Chad Cunningham at Auburn
Punt Return	40	Gerald Jones at Auburn
Kickoff Return	43	Gerald Jones at UCLA
Interception Return	61	Nevin McKenzie at UCLA (TD)
Fumble Return	0	

OPPONENT TEAM

Points Scored	30	Florida
Low	3	UAB
First Downs	20	UCLA
Low	12	Northern Illinois
Rushing Attempts	39	Florida
Low	26	UAB
Rushing Yards	147	Florida
Low	29	UCLA
Rushing TDs	1	UCLA
Low	0	UAB, Florida, Auburn, Northern Illinois
Passes Attempted	43	UCLA
Low	15	Florida
Passes Completed	25	UCLA
Low	8	Florida
Had Intercepted	4	UCLA
Low	0	Florida
Passing Yards	259	UCLA
Low	96	Florida
Passing TDs	2	Florida
Low	0	UAB, Northern Illinois
Total Offensive Plays	74	UCLA
Low	54	Florida
Total Offensive Yards	288	UCLA
Low	190	Northern Illinois
Fumbles	1	UAB, Auburn
Low	0	UCLA, Florida, Auburn, Northern Illinois
Fumbles Lost	0	UCLA, Florida, Auburn, Northern Illinois
Low	0	UCLA, Florida, Auburn, Northern Illinois
Penalties	9	UAB, Florida, Auburn
Low	2	UCLA
Penalty Yards	79	UAB
Low	25	UCLA
QB Sacks by	3	Northern Illinois
Low	0	Florida

OPPONENT INDIVIDUAL

Rushing Attempts	19	Ben Tate, Auburn
Net Rushing Yards	78	Joe Webb, UAB
Rushing TDs	1	Raymond Carter, UCLA
Pass Attempts	43	Kevin Craft, UCLA
Pass Completions	25	Kevin Craft, UCLA
Had Intercepted	4	Kevin Craft, UCLA
Pass Yards	259	Kevin Craft, UCLA
Pass TDs	2	Tim Tebow, Florida
Total Offense Plays	48	Joe Webb, UAB
Total Offense Yards	260	Kevin Craft, UCLA
Receptions	8	Frantrell Forrest, UAB
Receiving Yards	83	Frantrell Forrest, UAB
Receiving TDs	1	By many
Points Scored	12	Jonathan Phillips, Florida
Touchdowns	1	By many
Field Goals	3	Jonathan Phillips, Florida; Mike Salerno, No. Illinois
PATs	3	Jonathan Phillips, Florida
Punts	9	Clinton Durst, Auburn
Punt Average	57.0	Chas Henry, Florida
Punt Returns	3	Terrence Austin, UCLA
Punt Return Yards	92	Brandon James, Florida
Kickoff Returns	6	Frantrell Forrest, UAB
Kickoff Return Yards	113	Frantrell Forrest, UAB
Total Tackles	11	Josh Bynes, Auburn
Primary Tackles	7	Michael Norris, UCLA; Brandon Spikes vs. Florida
TFL	2.5	Larry English, Northern Illinois
Sacks	2.5	Larry English, Northern Illinois
Interceptions	1	By four
Interception Return Yds	0	

OPPONENT INDIVIDUAL LONG PLAYS

Rushing	23	Joe Webb, UAB
Passing	35	Demarcus Grady to Willie Clark, Northern Illinois
Field Goal	47	Swayze Waters, UAB
Punt	57	Chas Henry, Florida
Punt Return	78	Brandon James, Florida (TD)
Kickoff Return	52	Brandon James, Florida
Interception Return	3	Janoris Jenkins, Florida
Fumble Return	4	John Tranchitella, Northern Illinois

LONG PLAYS (20 YARDS OR LONGER)

GAME	RUSH (7)	TENNESSEE (35) PASS (10)	RETURNS (18)
at UCLA	Arian Foster--41, 22 Montario Hardesty--20 TD	Jonathan Crompton to Josh Briscoe--41	Gerald Jones--43 KR, 33 KR, 33 PR Dennis Rogan--29 KR, 21 KR Nevin McKenzie--61 INT TD
UAB	Arian Foster--25, 31 Lennon Creer--45 TD	Jonathan Crompton to Lucas Taylor--28, 48 Jonathan Crompton to Gerald Jones--20 TD Jonathan Crompton to Arian Foster--22 Nick Stephens to Brandon Warren--42	Denarius Moore--27 KR
FLORIDA		Jonathan Crompton to Josh Briscoe--22 Jonathan Crompton to Lucas Taylor--22	Dennis Rogan--21 KR, 24 KR, 43 KR, 34, KR, 25, KR
at Auburn	Gerald Jones--23		Dennis Rogan--27 KR, 23 KR, 38 INT Gerald Jones--40 PR
NORTHERN ILLINOIS		Nick Stephens to Gerald Jones--43 Nick Stephens to Denarius Moore--52 TD	Eric Berry--48 INT Lennon Creer--31 KR

GAME	RUSH (1)	OPPONENT (17) PASS (7)	RETURNS (9)
at UCLA		Kevin Craft to Taylor Embree--21	
UAB	Joe Webb--23	Joe Webb to Jeffery Anderson--23 Joe Webb to Mark Ferrell--20 Joe Webb to Frantrell Forrest--30	Frantrell Forrest--21 KR, 20 KR, 20 KR
FLORIDA		Tim Tebow to Percy Harvin--34 Tim Tebow to Louis Murphy--22	Brandon James--52 KR, 78 PR TD
at Auburn			Mario Fannin--22 KR
NORTHERN ILLINOIS		Demarcus Grady to Willie Clark--35	Me'Co Brown--29 KR, 20 KR, 23 KR

2008 STATISTICS

at UCLA					
No.	Start	Plays	Yards	Time	End
1	T29	3	8	1:35	Punt
2	T15	11	51	4:39	Missed FG
3	T45	3	1	0:58	Punt
4	T33	3	4	0:56	Punt
5	T20	9	80	4:10	Touchdown
6	T32	3	-1	1:34	Interception
7	T07	3	2	1:37	Punt
8	T24	7	38	1:25	Missed FG
9*	T21	8	73	3:35	Fumble
10	T20	3	4	1:02	Punt
11	T47	3	6	0:59	Punt
12	U26	3	-12	1:42	Punt
13	T33	13	67	4:45	Touchdown
14	U25	13	0	0:23	Field Goal
15^	U25	4	8	N/A	Missed FG

UAB					
No.	Start	Plays	Yards	Time	End
1	T25	8	45	3:49	Downs
2	A44	5	44	1:45	Touchdown
3	T35	3	65	1:06	Touchdown
4	T20	3	6	2:36	Punt
5	T01	3	0	0:57	Interception
6	T11	8	44	1:41	End of Half
7*	T31	9	13	3:11	Interception
8	T20	7	80	2:27	Touchdown
9	T24	8	76	3:49	Touchdown
10	T44	8	56	3:40	Touchdown
11	T03	6	48	3:21	Punt
12	T29	6	42	2:46	End of Game

FLORIDA					
No.	Start	Plays	Yards	Time	End
1	T28	3	5	1:29	Fumble
2	T21	5	21	2:48	Punt
3	T26	14	72	8:00	Fumble
4	T39	11	60	4:36	Interception
5*	T43	3	4	1:09	Punt
6	T26	3	2	2:55	Punt
7	T37	11	63	5:04	Touchdown
8	T27	6	28	2:01	Downs
9	T09	3	9	1:18	Punt

at AUBURN					
No.	Start	Plays	Yards	Time	End
1	T25	3	2	1:04	Punt
2	T17	5	16	1:53	Punt
3	T31	8	39	3:43	Field Goal
4	T21	8	61	3:03	Field Goal
5	T05	1	-5	0:06	Fumble
6	T25	3	7	1:30	Punt
7	T20	3	4	1:38	Punt
8*	T35	4	16	2:57	Punt
9	A44	3	8	1:29	Punt
10	A37	9	37	4:44	Touchdown
11	A38	3	-2	1:36	Punt
12	T42	3	6	1:05	Punt
13	A46	3	6	1:36	Punt
14	T46	3	2	0:51	Punt

NORTHERN ILLINOIS					
No.	Start	Plays	Yards	Time	End
1	T29	6	23	2:55	Fumble
2	T15	8	30	4:21	Punt
3	N16	4	-3	1:57	Field Goal
4	T26	5	19	2:02	Punt
5	T16	1	-2	0:31	End of Half
6*	T31	5	52	2:24	Field Goal
7	T48	1	52	0:11	Touchdown
8	T20	3	-11	0:48	Fumble
9	T19	3	9	2:06	Punt
10	N49	10	35	5:26	Missed FG
11	T31	3	5	1:37	Punt
12	N27	4	6	2:21	Downs

^ - Overtime drive (not reflected below in avg. starting position)

* - First drive of second half

AVG. STARTING FIELD POSITION

	Drives	Yd. Line	Avg.	IN20
Tennessee	61	1,925	31.6	11
Opponents	62	1,756	28.3	18

STATISTICAL SUPERLATIVES

INSIDE THE ORANGE ZONE

Game	Tennessee • Opponent
at UCLA	3-4 (2 TD, 1 FG) • 3-3 (2 TD, 1 FG)
UAB	4-4 (4 TD, 0 FG) • 0-1 (0 TD, 0 FG)
Florida	1-3 (1 TD, 0 FG) • 4-5 (2 TD, 2 FG)
at Auburn	2-2 (1 TD, 1 FG) • 1-2 (1 TD, 0 FG)
Northern Illinois	3-3 (1 TD, 2 FG) • 3-3 (0 TD, 3 FG)
at Georgia	
Mississippi State	
Alabama	
at South Carolina	
Wyoming	
at Vanderbilt	
Kentucky	
SEC Champ.	
TOTALS	13-16 (9 TD, 4 FG) • 11-14 (5 TD, 6 FG)

GIVEAWAY/TAKEAWAY

Game	Tennessee			Opponent			DIF
	FUM	INT	TOT	FUM	INT	TOT	
at UCLA	1	1	2	0	4	4	+2
UAB	0	2	2	0	3	3	+1
Florida	2	1	3	0	0	0	-3
at Auburn	1	0	1	0	1	1	Even
Northern Illinois	2	0	2	0	1	1	-1
at Georgia							
Mississippi State							
Alabama							
at South Carolina							
Wyoming							
at Vanderbilt							
Kentucky							
SEC Champ.							
TOTALS	6	4	10	0	9	9	-1

FIELD GOAL SEQUENCE

	Tennessee	Opponent
at UCLA	51, 55, (47), 34	(41), (42)
UAB	-	(47)
Florida	-	(39), (40), (27)
at Auburn	(47), (35)	35
Northern Illinois	(36), (34), (32)	46, (25), (24), (25)
at Georgia		
Mississippi State		
Alabama		
at South Carolina		
Wyoming		
at Vanderbilt		
Kentucky		
SEC Champ.		

Numbers in (parentheses) indicate field goal was made.

VOLS ON OPENING OFFENSIVE DRIVES

	1st Half	2nd Half
at UCLA	Punt	Fumble
UAB	Downs	Touchdown
Florida	Fumble	Punt
at Auburn	Punt	Punt
Northern Illinois	Fumble	Field Goal
at Georgia		
Mississippi State		
Alabama		
at South Carolina		
Wyoming		
at Vanderbilt		
Kentucky		
SEC Champ.		

FUMBLES

Name	No.-Lost	Name	No.-Lost
Josh Briscoe	1-1	J. Crompton	3-2
Arian Foster	1-1	M. Hardesty	1-1
Nick Stephens	1-1		

MILESTONE GAMES

Lennon Creer's 100-yard rushing games: 1
2007: La.-Lafayette (109)

Arian Foster's 100-yard rushing games: 11
2005: South Carolina (148); Notre Dame (125); Memphis (132); Vanderbilt (223); Kentucky (114)
2007: Southern Miss (125); Mississippi State (139); La.-Lafayette (100); Vanderbilt (106); Kentucky (118)
2008: UAB (100)

Josh Briscoe's 100-yard receiving games: 1
2007: Wisconsin (101)

Austin Rogers' 100-yard receiving games: 1
2007: Southern Miss (112)

Lucas Taylor's 100-yard receiving games: 6
2007: California (103); Southern Miss (118); Arkansas State (104); Mississippi State (186); Kentucky (103)
2008: UAB (132)

Eric Berry's 10-tackle games: 2
2007: South Carolina (12); Kentucky (14)

Rico McCoy's 10-tackle games: 4
2007: Georgia (11); South Carolina (14); Vanderbilt (11)
2008: Florida (10)

DeAngelo Willingham's 10-tackle games: 1
2007: South Carolina (10)

Elix Wilson's 10-tackle games: 2
2008: UCLA (12); Auburn (10)

CAREER BEST - TACKLES

Robert Ayers	6 vs. Arkansas State 2007
Eric Berry	14 at Kentucky 2007
Demonté Bolden	4 (5x)
Wes Brown	5 (2x)
Kevin Cooper	1 vs. Northern Illinois 2008
Walter Fisher	5 vs. Louisiana-Lafayette 2007
Savion Frazier	4 at Mississippi State 2007
Antonio Gaines	6 at California 2007
Quintin Hancock	1 at UCLA 2008
Josh Hawkins	1 vs. Northern Illinois 2008
Marsalous Johnson	8 at Alabama 2007
Ben Martin	2 (5x)
Andre Mathis	1 (2x)
Rico McCoy	14 vs. South Carolina 2007
Nevin McKenzie	9 vs. Northern Illinois 2008
Denarius Moore	2 at Mississippi State 2007
Demetrice Morley	9 vs. Marshall 2006
Adam Myers-White	5 (2x)
Chase Nelson	2 vs. Southern Miss 2007
Tauren Poole	1 (2x)
Nick Reveiz	4 vs. Northern Illinois 2008
Dennis Rogan	6 (2x)
Austin Rogers	1 vs. UAB 2008
LaMarcus Thompson	2 (4x)
Brent Vinson	7 at Alabama 2007
Chris Walker	3 vs. UAB 2008
Dan Williams	8 at Auburn 2008
Gerald Williams	2 at Auburn 2008
Ja'Kouri Williams	3 at LSU 2005
DeAngelo Willingham	10 vs. South Carolina 2007
Elix Wilson	12 at UCLA 2008

INDIVIDUAL SINGLE-GAME BESTS

CAREER BEST - RUSHING

Name	No.	Yards
Josh Briscoe	1 at MEM 2006	11 at MEM 2006
Kevin Cooper	1 at UCLA 2008	1 at UCLA 2008
Lennon Creer	9 vs. Ark. St. 2007	109 vs. ULL 2007
Jonathan Crompton	7 vs. UF 2008	22 (2x)
Arian Foster	40 vs. VU 2005	223 vs. VU 2005
Montario Hardesty	20 vs. ARK 2007	78 at MSU 2007
Quintin Hancock	1 vs. UGA 2007	6 vs. UGA 2007
Gerald Jones	4 (2x)	39 vs. LSU 2007
Austin Rogers	1 (2x)	26 at UK 2005
Nick Stephens	5 vs. NIU 2008	5 vs. UAB 2008
Lucas Taylor	2 vs. UM 2005	18 vs. SC 2005
Brent Vinson	1 at UF 2007	(-9) at UF 2007

CAREER BEST - PASSING

Name	Att.	Comp.
Jonathan Crompton	41 at UCLA 2008	19 at UCLA 2008
Gerald Jones	1 (2x)	--
Nick Stephens	17 vs. NIU 2008	10 vs. NIU 2008
Lucas Taylor	1 (2x)	1 (2x)

CAREER BEST - PASSING YARDS

Name	Yards
Jonathan Crompton	240 vs. UAB 2008
Nick Stephens	156 vs. NIU 2008
Lucas Taylor	56 vs. UGA 2007

CAREER BEST - RECEIVING

Name	No.	Yards
Josh Briscoe	8 (2x)	101 vs. UW 2007
Kevin Cooper	4 at UCLA 2008	27 at UCLA 2008
Jeff Cottam	1 (4x)	13 vs. Ark. St. 2007
Lennon Creer	1 (3x)	9 at Auburn 2008
Arian Foster	9 at UK 2007	98 at UK 2007
Quintin Hancock	5 vs. ULL 2007	55 at UK 2007
Montario Hardesty	2 (2x)	22 at SC 2006
Gerald Jones	5 (2x)	50 vs. NIU 2008
Denarius Moore	4 vs. ULL 2007	86 vs. WIS 2008
Austin Rogers	8 vs. VU 2007	112 vs. So. Miss 2007
Luke Stocker	3 vs. UF 2008	25 vs. UF 2008
Lucas Taylor	11 at MSU 2007	186 at MSU 2007
Brandon Warren	2 (2x)	48 vs. UAB 2008

CAREER BEST - KICKOFF RETURNS

Name	No.	Yards (Total)
Lennon Creer	4 vs. LSU 2007	99 vs. LSU 2007
Arian Foster	3 at Cal 2007	117 at Cal 2007
Marsalous Johnson	2 (2x)	40 at SC 2006
Gerald Jones	2 at UCLA 2008	76 at UCLA 2008
Denarius Moore	3 vs. So. Miss 2007	56 vs. So. Miss 2007
Dennis Rogan	6 vs. UF 2008	165 vs. UF 2008
Austin Rogers	1 vs. UF 2006	12 vs. UF 2006
Lucas Taylor	4 vs. UGA 2005	77 vs. VU 2005
Brandon Warren	1 (2x)	18 vs. UF 2008
Elix Wilson	1 vs. UF 2006	17 vs. UF 2006
Ja'Kouri Williams	1 (2x)	19 vs. LSU 2006

CAREER BEST - PUNT RETURNS

Name	No.	Yards (Total)
Gerald Jones	5 at Auburn 2008	68 at Auburn 2008
Dennis Rogan	4 vs. ARK 2007	72 vs. VU 2007
Austin Rogers	2 vs. Cal 2006	13 vs. Cal 2006
Lucas Taylor	4 at UA 2005	31 at UA 2005

CAREER STATS (AYERS-FISHER)

91 ROBERT AYERS

CAREER DEFENSIVE STATISTICS

YEAR	G	UT	AT	TT	SACKS/		FF	FR	PD	INT/ YDS	HIGH TKLE
					YDS	TFL/ YDS					
2005	9	3	2	5	1/6	1/6	0	0	0	0/0	4-MEM
2006	13	19	6	25	1/7	3/15	0	0	1	0/0	3-2x
2007	14	25	9	34	4/19	12/40	0	0	2	0/0	6-ASU
2008	5	8	6	14	0/0	3.5/8	0	0	0	0/0	5-NIU
Totals	41	55	23	78	6/32	19.5/69	0	0	3	0/0	6-ASU

14 ERIC BERRY

CAREER DEFENSIVE STATISTICS

YEAR	G	UT	AT	TT	SACKS/		FF	FR	PD	INT/ YDS	HIGH TKLE
					YDS	TFL/ YDS					
2007	14	57	29	86	0/0	2/3	1	2	9	5/222	14-UK
2008	5	17	10	27	1/2	2.5/4	0	0	5	3/49	8-UF
Totals	19	74	39	113	1/2	4.5/7	1	2	14	8/271	14-UK

98 DEMONTE' BOLDEN

CAREER DEFENSIVE STATISTICS

YEAR	G	UT	AT	TT	SACKS/		FF	FR	PD	INT/ YDS	HIGH TKLE
					YDS	TFL/ YDS					
2005	1	0	0	0	0/0	0/0	0	0	0	0/0	--
2006	12	17	5	22	1/7	4/16	0	0	0	0/0	4-LSU
2007	12	16	10	26	2/12	5/17	1	1	2	0/0	4-3x
2008	5	10	3	13	0/0	2/4	0	0	0	0/0	4-2x
Totals	30	43	18	61	3/19	11/37	1	1	2	0/0	4-6x

81 JOSH BRISCOE

CAREER RECEIVING STATISTICS

YEAR	G	REC	YARDS	AVG REC	AVG GAME	TD	LONG	HIGH YARDS
2006	13	5	53	10.6	4.1	0	12-ALA	22-ALA
2007	14	56	557	9.9	39.8	6	29-WIS	101-WIS
2008	5	6	104	17.3	20.8	0	41-UCLA	41-UCLA
Totals	42	71	794	11.2	18.9	7	41-UCLA	101-WIS

Briscoe has one career rush for 11 net yards (at Memphis in 2006).

94 WES BROWN

CAREER DEFENSIVE STATISTICS

YEAR	G	UT	AT	TT	SACKS/		FF	FR	PD	INT/ YDS	HIGH TKLE
					YDS	TFL/ YDS					
2006	13	11	6	17	0/0	2/4	0	0	0	0/0	3-ARK
2007	14	8	15	23	0.5/4	1/6	0	1	0	0/0	3-3x
2008	5	8	7	15	1/3	2/5	0	0	0	0/0	5-2x
Totals	32	27	28	55	1.5/7	5/15	0	1	0	0/0	5-2x

Brown has one career kickoff return for nine yards against California in 2007.

47 BRITTON COLQUITT

CAREER PUNTING STATISTICS

YEAR	G	PUNT	YARDS	AVG	TB	FC	I20	50+	BLK	LONG
2006	12	46	2,066	44.9	4	7	18	11	0	63-MAR
2007	13	62	2,579	41.6	4	15	23	9	0	57-ASU
Totals	36	167	7,076	42.4	14	37	60	29	0	64-ND

45 KEVIN COOPER

CAREER RUSHING STATISTICS

YEAR	G	ATT	NET YARDS	AVG ATT.	AVG GAME	TD	LONG	HIGH YARDS
2008	5	1	1	1.0	0.2	0	1-UCLA	1-UCLA
Totals	12	1	1	1.0	0.1	0	1-UCLA	1-UCLA

CAREER RECEIVING STATISTICS

YEAR	G	REC	YARDS	AVG REC	AVG GAME	TD	LONG	HIGH YARDS
2007	5	5	28	5.6	5.6	0	9-UCLA	27-UCLA
Totals	12	5	28	5.6	2.3	0	9-UCLA	27-UCLA

80 JEFF COTTAM

CAREER RECEIVING STATISTICS

YEAR	G	REC	YARDS	AVG REC	AVG GAME	TD	LONG	HIGH YARDS
2007	14	4	19	4.8	1.4	1	13-ASU	13-ASU
2008	1	0	0	--	--	--	--	--
Totals	28	4	19	4.8	0.7	1	13-ASU	13-ASU

3 LENNON CREER

CAREER RUSHING STATISTICS

YEAR	G	ATT	NET YARDS	AVG ATT.	AVG GAME	TD	LONG	HIGH YARDS
2008	4	13	116	8.9	29.0	2	45-UAB	93-UAB
Totals	17	49	330	6.7	19.4	3	45-UAB	109-UILL

CAREER RECEIVING STATISTICS

YEAR	G	REC	YARDS	AVG REC	AVG GAME	TD	LONG	HIGH YARDS
2008	4	1	9	9.0	2.3	0	9-AU	9-AU
Totals	17	3	22	7.3	1.3	0	9-AU	9-AU

CAREER KICKOFF RETURN STATISTICS

YEAR	G	NO	YARDS	AVG RET	AVG GAME	TD	LONG	HIGH YARDS
2008	4	3	53	17.7	13.3	0	31-NIU	53-NIU
Totals	17	16	296	18.5	17.4	0	50-LSU	99-LSU

8 JONATHAN CROMPTON

CAREER PASSING STATISTICS

YEAR	G	ATT- COMP	INT/ TD	PCT	PASS YDS	AVG. GAME	QB RATE	TOT OFF	AVG. GAME	HI PASS YARDS
2007	7	12-7	2/1	58.3	97	13.9	120.40	88	12.6	68-UILL
2008	4	123-64	4/2	52.0	658	164.5	95.83	695	173.8	240-UAB
Totals	18	201-102	8/7	50.7	1,156	64.2	102.59	1,202	66.8	240-UAB

CAREER RUSHING STATISTICS

YEAR	G	ATT	NET YARDS	AVG ATT.	AVG GAME	TD	LONG	HIGH YARDS
2007	7	4	-9	-2.3	-1.3	0	--	--
2008	4	24	37	1.5	9.3	1	15-AU	22-UF
Totals	18	44	46	1.0	2.6	1	15-AU	22-2x

96 CHAD CUNNINGHAM

CAREER PUNTING STATISTICS

YEAR	G	PUNT	YARDS	AVG	TB	FC	I20	50+	BLK	LONG
2008	5	25	988	39.5	3	6	11	3	2	57-AU
Totals	10	28	1,110	39.6	3	9	12	3	2	57-AU

95 WALTER FISHER

CAREER DEFENSIVE STATISTICS

YEAR	G	UT	AT	TT	SACKS/		FF	FR	PD	INT/ YDS	HIGH TKLE
					YDS	TFL/ YDS					
2006	8	7	1	8	0/0	2/2	0	0	0	0/0	3-ARK
2007	14	11	16	27	0/0	1/1	0	0	2	0/0	5-2x
2008	5	8	5	13	1/7	1/7	0	0	0	0/0	4-NIU
Totals	27	26	22	48	1/7	4/10	0	0	2	0/0	5-2x

CAREER STATS (FOSTER-McKENZIE)

27 ARIAN FOSTER

CAREER RUSHING STATISTICS

YEAR	G	ATT	NET YARDS	AVG ATT.	AVG GAME	TD	LONG	HIGH YARDS
2005	11	183	879	4.8	79.9	5	66-VU	223-VU
2006	11	91	322	3.5	29.3	5	24-ALA	69-CAL
2007	14	245	1,193	4.9	85.2	12	59-ARK	139-MSU
2008	5	65	338	5.2	67.6	0	41-UCLA	100-UAB
Totals	41	584	2,732	4.7	66.6	22	66-VU	223-VU

CAREER RECEIVING STATISTICS

YEAR	G	REC	YARDS	AVG REC	AVG GAME	TD	LONG	HIGH YARDS
2005	11	14	148	10.6	13.5	0	39-UK	45-VU
2006	11	11	88	8.0	8.0	0	15-ALA	42-ALA
2007	14	39	340	8.7	24.3	2	65-UK	98-UK
2008	5	8	57	7.1	11.4	0	22-UAB	22-UAB
Totals	41	72	633	8.8	15.4	2	65-UK	98-UK

Foster has seven career kickoff returns for 174 net yards (his career-long was a 68-yard return vs. California in 2007).

43 SAVION FRAZIER

CAREER DEFENSIVE STATISTICS

YEAR	G	UT	AT	TT	SACKS/ YDS	TFL/ YDS	FF	FR	PD	INT/ YDS	HIGH TKLE
2007	11	9	6	15	0/0	0/0	0	0	0	0/0	4-MSU
2008	5	4	1	5	0/0	0/0	0	0	0	0/0	3-UAB
Totals	16	13	7	20	0/0	0/0	0	0	0	0/0	4-MSU

37 ANTONIO GAINES

CAREER DEFENSIVE STATISTICS

YEAR	G	UT	AT	TT	SACKS/ YDS	TFL/ YDS	FF	FR	PD	INT/ YDS	HIGH TKLE
2004	6	2	0	2	0/0	0/0	0	0	0	0/0	1-2x
2005	6	1	0	1	0/0	0/0	0	0	0	0/0	1-ALA
2006	12	4	3	7	0/0	0/0	0	0	1	0/0	3-ALA
2007	2	4	3	7	0/0	0/0	0	0	0	0/0	6-CAL
2008	2	2	0	2	0/0	0/0	0	0	0	0/0	2-UCLA
Totals	28	13	6	19	0/0	0/0	0	0	1	0/0	6-CAL

87 QUINTIN HANCOCK

CAREER RECEIVING STATISTICS

YEAR	G	REC	YARDS	AVG REC	AVG GAME	TD	LONG	HIGH YARDS
2006	5	2	29	14.5	5.8	0	27-MEM	27-MEM
2007	14	16	165	10.3	11.8	3	40-UK	55-UK
2008	5	0	0	--	0.0	0	--	--
Totals	24	18	194	10.8	8.1	3	40-UK	55-UK

Hancock has one career rush for six yards (vs. Georgia 2007).

2 MONTARIO HARDESTY

CAREER RUSHING STATISTICS

YEAR	G	ATT	NET YARDS	AVG ATT.	AVG GAME	TD	LONG	HIGH YARDS
2005	2	6	18	3.0	9.0	0	11-MISS	14-MISS
2006	13	107	384	3.6	29.5	4	43-CAL	72-AF
2007	11	89	373	4.2	33.9	3	26-WIS	78-MSU
2008	5	41	164	4.0	32.8	4	20-UCLA	66-UCLA
Totals	31	243	939	3.9	30.3	11	43-CAL	78-MSU

CAREER RECEIVING STATISTICS

YEAR	G	REC	YARDS	AVG REC	AVG GAME	TD	LONG	HIGH YARDS
2005	2	0	0	--	0.0	0	--	--
2006	13	6	54	9.0	4.2	0	22-SC	22-SC
2007	11	3	25	8.3	2.3	0	21-WIS	21-WIS
2008	5	3	12	4.0	2.4	0	6-UF	7-UF
Totals	31	12	91	7.6	2.9	0	22-SC	22-SC

31 MARSALOUS JOHNSON

CAREER DEFENSIVE STATISTICS

YEAR	G	UT	AT	TT	SACKS/ YDS	TFL/ YDS	FF	FR	PD	INT/ YDS	HIGH TKLE
2006	8	2	0	2	0/0	0/0	0	0	0	0/0	1-2x
2007	7	14	11	25	0/0	0/0	0	0	5	1/28	8-ALA
2008	5	4	1	5	0/0	0/0	0	0	2	0/0	2-2x
Totals	20	20	12	32	0/0	0/0	0	0	7	1/28	8-ALA

Johnson has five career kickoff returns for 83 yards (long of 21 yards at So. Carolina in 2006).

4 GERALD JONES

CAREER RUSHING STATISTICS

YEAR	G	ATT	NET YARDS	AVG ATT.	AVG GAME	TD	LONG	HIGH YARDS
2007	9	8	58	7.2	6.4	2	20-LSU	39-LSU
2008	5	11	56	5.1	11.2	0	23-AU	25-AU
Totals	14	19	114	6.0	8.1	2	23-AU	39-LSU

CAREER RECEIVING STATISTICS

YEAR	G	REC	YARDS	AVG REC	AVG GAME	TD	LONG	HIGH YARDS
2007	9	11	111	10.1	12.3	1	20-SC	34-WIS
2008	5	15	183	12.2	36.6	2	43-NIU	50-NIU
Totals	14	26	294	11.3	21.0	3	43-NIU	50-NIU

CAREER PUNT RETURN STATISTICS

YEAR	G	NO	YARDS	AVG RET	AVG GAME	TD	LONG	HIGH YARDS
2007	9	0	0	--	0.0	--	--	--
2008	5	12	132	11.0	26.4	0	40-AU	68-AU
Totals	14	12	132	11.0	9.4	0	40-AU	68-AU

CAREER KICKOFF RETURN STATISTICS

YEAR	G	NO	YARDS	AVG RET	AVG GAME	TD	LONG	HIGH YARDS
2007	9	0	0	--	0.0	--	--	--
2008	5	2	76	38.0	15.2	0	43-UCLA	76-UCLA
Totals	14	2	76	38.0	5.4	0	43-UCLA	76-UCLA

Jones has two career pass attempts (at Aub and vs. NIU in 2008)

26 DANIEL LINCOLN

CAREER KICKING STATISTICS

YEAR	G	FG	FGA	PCT	PAT	PTS	0-29	30-39	40-49	50+	LONG
2007	14	21	29	72.4	52-53	115	9-11	5-6	7-10	0-2	48-SC
2008	4	5	9	55.6	9-9	24	0-0	3-5	2-2	0-2	47-2x
Totals	18	26	38	68.4	61-62	139	9-11	8-11	9-12	0-4	48-SC

99 BEN MARTIN

CAREER DEFENSIVE STATISTICS

YEAR	G	UT	AT	TT	SACKS/ YDS	TFL/ YDS	FF	FR	PBU	INT/ YDS	HIGH TKLE
2007	8	2	5	7	0/0	0/0	0	0	0	0/0	2-3x
2008	5	4	1	5	1/3	1/3	0	0	0	0/0	2-2x
Totals	13	6	6	12	1/3	1/3	0	0	0	0/0	2-5x

46 ANDRE MATHIS

CAREER DEFENSIVE STATISTICS

YEAR	G	UT	AT	TT	SACKS/ YDS	TFL/ YDS	FF	FR	PD	INT/ YDS	HIGH TKLE
2006	8	2	0	2	0/0	0/0	0	0	0	0/0	1-2x
2007	4	0	0	0	0/0	0/0	0	0	0	0/0	--
2008	1	0	0	0	0/0	0/0	0	0	0	0/0	--
Totals	13	2	0	2	0/0	0/0	0	0	0	0/0	1-2x

Mathis has one career kickoff return for 15 yards against California in 2007.

5 RICO McCOY

CAREER DEFENSIVE STATISTICS

YEAR	G	UT	AT	TT	SACKS/ YDS	TFL/ YDS	FF	FR	PD	INT/ YDS	HIGH TKLE
2006	13	29	9	38	0/0	3/5	1	0	1	0/0	9-UK
2007	13	48	58	106	1/1	4.5/15	1	0	5	1/0	14-SC
2008	5	15	17	32	1/1	1/1	0	0	2	0/0	10-UF
Totals	31	92	84	176	2/2	8.5/21	2	0	8	1/0	14-SC

20 NEVIN McKENZIE

CAREER DEFENSIVE STATISTICS

YEAR	G	UT	AT	TT	SACKS/ YDS	TFL/ YDS	FF	FR	PD	INT/ YDS	HIGH TKLE
2007	14	20	15	35	2.5/19	2.5/19	2	0	0	0/0	6-UK
2008	5	9	8	17	1.5/6	2.5/10	0	0	5	1/61	9-NIU
Totals	19	29	23	52	4/25	5/29	2	0	5	1/61	9-NIU

McKenzie has one career kickoff return for 6 yards against Alabama in 2007.

McKenzie has one career punt return for 16 yards vs. La.-Lafayette in 2007.

McKenzie has one career punt block vs. La.-Lafayette in 2007.

CAREER STATS (MOORE-STOCKER)

6 DENARIUS MOORE

CAREER RECEIVING STATISTICS

YEAR	G	REC	YARDS	AVG REC	AVG GAME	TD	LONG	HIGH YARDS
2007	14	14	212	15.1	15.1	0	40-WIS	86-WIS
2008	5	5	90	18.0	18.0	1	52-NIU	65-NIU
Totals	19	19	302	15.9	15.9	1	52-NIU	86-WIS

CAREER KICKOFF RETURN STATISTICS

YEAR	G	NO	YARDS	AVG RET	AVG GAME	TD	LONG	HIGH YARDS
2007	14	4	87	21.8	6.2	0	31-CAL	56-SM
2008	5	1	27	27.0	5.4	0	27-UAB	27-UAB
Totals	19	5	114	22.8	6.0	0	31-CAL	56-SM

7 DEMETRICE MORLEY

CAREER DEFENSIVE STATISTICS

YEAR	G	UT	AT	TT	SACKS/ YDS	TFL/ YDS	FF	FR	PD	INT/ YDS	HIGH TKLE
2005	11	15	0	15	0/0	1/2	0	0	2	1/0	5-UGA
2006	13	44	7	51	1/6	7/25	0	1	6	2/41	9-MAR
2008	5	9	7	16	0/0	1/1	0	0	2	1/0	7-UCLA
Totals	29	68	14	82	1/6	9/28	0	1	10	4/41	9-MAR

Morley has five career kickoff returns for 85 yards (his career-long was a 30-yard return at Notre Dame in 2005).

48 ADAM MYERS-WHITE

CAREER DEFENSIVE STATISTICS

YEAR	G	UT	AT	TT	SACKS/ YDS	TFL/ YDS	FF	FR	PD	INT/ YDS	HIGH TKLE
2005	7	0	0	0	0/0	0/0	0	0	0	0/0	--
2006	13	5	4	9	0/0	0/0	0	0	0	0/0	3-MEM
2007	13	7	8	15	0/0	1/3	0	0	0	0/0	4-2x
2008	5	12	3	15	0/0	3/14	0	0	1	0/0	5-2x
Totals	38	24	15	39	0/0	4/17	0	0	1	0/0	5-2x

97 CHASE NELSON

CAREER DEFENSIVE STATISTICS

YEAR	G	UT	AT	TT	SACKS/ YDS	TFL/ YDS	FF	FR	PD	INT/ YDS	HIGH TKLE
2006	3	1	0	1	0/0	0/0	0	0	0	0/0	1-VU
2007	4	3	0	3	0/0	0/0	0	0	0	0/0	2-SM
Totals	7	4	0	4	0/0	0/0	0	0	0	0/0	2-SM

28 TAUREN POOLE

CAREER RUSHING STATISTICS

YEAR	G	ATT	NET YARDS	AVG ATT.	AVG GAME	TD	LONG	HIGH YARDS
2008	5	9	43	4.8	8.6	0	19-UAB	43-UAB

56 NICK REVEIZ

CAREER DEFENSIVE STATISTICS

YEAR	G	UT	AT	TT	SACKS/ YDS	TFL/ YDS	FF	FR	PD	INT/ YDS	HIGH TKLE
2007	14	10	5	15	0/0	0/0	0	1	0	0/0	2-4x
2008	5	6	5	11	0/0	0/0	0	0	0	0/0	4-NIU
Totals	19	16	10	26	0/0	0/0	0	1	0	0/0	4-NIU

Reveiz has one career kickoff return for 20 yards vs. Arkansas State in 2007.

41 DENNIS ROGAN

CAREER DEFENSIVE STATISTICS

YEAR	G	UT	AT	TT	SACKS/ YDS	TFL/ YDS	FF	FR	PD	INT/ YDS	HIGH TKLE
2007	13	14	5	19	0/0	1/2	0	0	1	0/0	6-UCLL
2008	5	13	6	19	0/0	1/19	0	0	2	1/38	6-UF
Totals	18	27	11	38	0/0	2/21	0	0	3	1/38	6-2x

CAREER PUNT RETURN STATISTICS

YEAR	G	NO	YARDS	AVG RET	AVG GAME	TD	LONG	HIGH YARDS
2007	13	17	165	9.7	12.7	0	45-VAN	72-VAN
2008	5	2	16	8.0	3.2	0	10-UCLA	16-UCLA
Totals	18	19	181	9.5	10.1	0	45-VAN	72-VAN

CAREER KICKOFF RETURN STATISTICS

YEAR	G	NO	YARDS	AVG RET	AVG GAME	TD	LONG	HIGH YARDS
2007	13	13	383	29.5	29.5	0	78-ARK	78-ARK
2008	5	11	279	25.4	55.8	0	43-UF	165-UF
Totals	18	24	662	27.6	36.8	0	78-ARK	165-UF

21 AUSTIN ROGERS

CAREER RECEIVING STATISTICS

YEAR	G	REC	YARDS	AVG REC	AVG GAME	TD	LONG	HIGH YARDS
2005	9	1	18	18.0	2.0	0	18-MISS	18-MISS
2006	3	5	69	13.8	23.0	0	28-AF	69-AF
2007	14	56	624	11.1	44.6	4	32-UF	112-SM
2008	5	4	44	11.0	8.8	0	16-UCLA	16-UCLA
Totals	31	66	755	11.4	24.4	4	32-UF	112-SM

CAREER PUNT RETURN STATISTICS

YEAR	G	NO	YARDS	AVG RET	AVG GAME	TD	LONG	HIGH YARDS
2005	9	1	-3	-3.0	-0.3	0	--	--
2006	3	2	13	6.5	4.3	0	7-CAL	13-CAL
2007	14	1	6	6.0	0.4	0	6-CAL	6-CAL
2008	5	0	0	--	0.0	0	--	--
Totals	31	4	16	4.0	0.5	0	7-CAL	13-CAL

Rogers has two career rushes for 26 yards (his career-long was a 26-yard rush at Kentucky in 2005).

Rogers has one career kickoff return for 12 yards (vs. Florida in 2006).

Rogers has one career two-point conversion (caught pass from Erik Ainge for game-winning 2-point conversion at Kentucky in 2007).

17 NICK STEPHENS

CAREER PASSING STATISTICS

YEAR	G	ATT-INT/	PASS YDS	AVG. GAME	QB RATE	TOT OFF	AVG. GAME	HI PASS YARDS
2008	2	19-11	0/1	57.9	198	99.0	162.80	177

CAREER RUSHING STATISTICS

YEAR	G	ATT	NET YARDS	AVG ATT.	AVG GAME	TD	LONG	HIGH YARDS
2008	2	6	-21	-3.5	-10.5	0	5-UAB	5-UAB

88 LUKE STOCKER

CAREER RECEIVING STATISTICS

YEAR	G	REC	YARDS	AVG REC	AVG GAME	TD	LONG	HIGH YARDS
2007	14	4	11	2.8	0.8	1	6-UCLL	6-UCLL
2008	5	8	65	8.1	13.0	0	11-UCLA	25-UF
Totals	19	12	76	6.3	4.0	1	11-UCLA	25-UF

CAREER STATS (TAYLOR-WILSON)

12 LUCAS TAYLOR

CAREER RECEIVING STATISTICS

YEAR	G	REC	YARDS	AVG REC	AVG GAME	TD	LONG	HIGH YARDS
2005	9	0	0	--	0.0	0	--	--
2006	13	14	101	7.2	7.8	0	45-AF	45-AF
2007	13	73	1,000	13.7	76.9	5	51-MSU	186-MSU
2008	5	15	199	13.3	39.8	0	48-UAB	132-UAB
Totals	40	102	1,300	12.7	32.5	5	51-MSU	186-MSU

CAREER PUNT RETURN STATISTICS

YEAR	G	NO	YARDS	AVG RET	AVG GAME	TD	LONG	HIGH YARDS
2005	9	13	80	6.2	8.9	0	20-2x	31-ALA
2006	13	0	0	--	0.0	0	--	--
2007	13	0	0	--	0.0	0	--	--
2008	5	0	0	--	0.0	0	--	--
Totals	40	13	80	6.2	2.0	0	20-2x	31-ALA

CAREER KICK RETURN STATISTICS

YEAR	G	NO	YARDS	AVG RET	AVG GAME	TD	LONG	HIGH YARDS
2005	9	19	428	22.5	47.6	0	47-VU	77-VU
2006	13	7	118	16.9	9.1	0	25-MEM	36-UF
2007	13	0	0	--	0.0	0	--	--
2008	5	0	0	--	0.0	0	--	--
Totals	40	26	546	21.0	13.7	0	47-VU	77-VU

Taylor has seven career rushes for 20 yards (his career-long was an 18-yard rush vs. South Carolina in 2005).

Taylor has two career pass completions for 104 yards (48-yard TD to LaMarcus Coker vs. Florida in 2006 and 56-yard TD to LaMarcus Coker vs. Georgia in 2007).

52 VICTOR THOMAS

CAREER DEFENSIVE STATISTICS

YEAR	G	UT	AT	TT	SACKS/ YDS	TFL/ YDS	FF	FR	PD	INT/ YDS	HIGH TKLE
2007	2	0	1	1	0.5/3	0.5/3	0	0	0	0/0	1-Ull
2008	3	0	0	0	0/0	0/0	0	0	0	0/0	--
Totals	5	0	1	1	0.5/3	0.5/3	0	0	0	0/0	1-Ull

42 LaMARCUS THOMPSON

CAREER DEFENSIVE STATISTICS

YEAR	G	UT	AT	TT	SACKS/ YDS	TFL/ YDS	FF	FR	PD	INT/ YDS	HIGH TKLE
2007	14	5	5	10	0/0	0/0	0	0	0	0/0	2-3x
2008	5	2	1	3	0/0	0/0	0	0	0	0/0	2-UAB
Totals	19	7	6	13	0/0	0/0	0	0	0	0/0	2-4x

13 BRENT VINSON

CAREER DEFENSIVE STATISTICS

YEAR	G	UT	AT	TT	SACKS/ YDS	TFL/ YDS	FF	FR	PD	INT/ YDS	HIGH TKLE
2007	14	29	8	37	0/0	0/0	0	0	8	1/0	7-ALA
2008	4	1	2	3	0/0	1/4	0	0	1	0/0	2-UF
Totals	18	30	10	40	0/0	1/4	0	0	9	1/0	7-ALA

Vinson has one career rush for -9 yards at Florida in 2007.

1 BRANDON WARREN

CAREER RECEIVING STATISTICS

YEAR	G	REC	YARDS	AVG REC	AVG GAME	TD	LONG	HIGH YARDS
*2006	12	28	301	10.8	25.1	1	29	56-TROY
2008	5	5	65	13.0	13.0	0	42-UAB	48-UAB
Totals	17	33	366	11.1	21.5	1	42-UAB	56-TROY

** as a Freshman All-America at Florida State (did not play football in 2007)*

Warren has two career kickoff return for 34 yards (career-long 18-yard return vs. Florida in 2008)

84 CHRIS WALKER

CAREER DEFENSIVE STATISTICS

YEAR	G	UT	AT	TT	SACKS/ YDS	TFL/ YDS	FF	FR	PD	INT/ YDS	HIGH TKLE
2007	14	2	1	3	0/0	0/0	0	0	0	0/0	3-Ull
2008	5	6	1	7	1/7	1/7	1	0	0	0/0	3-UAB
Totals	19	8	2	10	1/7	1/7	1	0	0	0/0	3-2x

55 DAN WILLIAMS

CAREER DEFENSIVE STATISTICS

YEAR	G	UT	AT	TT	SACKS/ YDS	TFL/ YDS	FF	FR	PD	INT/ YDS	HIGH TKLE
2006	6	1	1	2	1/1	1/1	0	0	0	0/0	1-2x
2007	14	19	21	40	2/18	6.5/31	0	0	0	0/0	6-2x
2008	5	10	11	21	0.5/0	5/8	0	0	0	0/0	8-AU
Totals	25	30	33	63	3.5/19	12.5/40	0	0	0	0/0	8-AU

Williams has one career blocked field goal (blocked possible game-winning field goal in overtime at Kentucky in 2007).

57 GERALD WILLIAMS

CAREER DEFENSIVE STATISTICS

YEAR	G	UT	AT	TT	SACKS/ YDS	TFL/ YDS	FF	FR	PD	INT/ YDS	HIGH TKLE
2008	3	2	0	2	0/0	0/0	0	0	1	0/0	2-AU

24 DeANGELO WILLINGHAM

CAREER DEFENSIVE STATISTICS

YEAR	G	UT	AT	TT	SACKS/ YDS	TFL/ YDS	FF	FR	PD	INT/ YDS	HIGH TKLE
2007	14	25	13	38	0/0	1/2	2	2	3	0/0	10-SC
2008	5	12	7	19	0/0	1/1	0	0	5	2/5	6-AU
Totals	19	37	20	57	0/0	2/3	2	2	8	2/5	10-SC

35 ELLIX WILSON

CAREER DEFENSIVE STATISTICS

YEAR	G	UT	AT	TT	SACKS/ YDS	TFL/ YDS	FF	FR	PD	INT/ YDS	HIGH TKLE
2004	12	6	1	7	0/0	0/0	0	0	0	0/0	3-UK
2006	13	9	4	13	0/0	0/0	0	0	0	0/0	5-LSU
2007	14	22	8	30	3/19	5/26	0	0	1	0/0	6-2x
2008	4	24	11	35	1/9	4.5/16	0	0	3	1/3	12-UCLA
Totals	43	61	24	85	4/28	9.5/42	0	0	4	1/3	12-UCLA

Wilson has one career blocked kick (a blocked punt vs. Georgia in 2007).

THE LAST TIME TENNESSEE ...

INDIVIDUAL

Rushed for more than 100 yards

118, Arian Foster at Kentucky, 11/24/07

Rushed for more than 200 yards

223, Arian Foster vs. Vanderbilt, 11/19/05

Rushed for more than 250 yards

294, Chuck Webb vs. Mississippi, 11/18/89

Passed for 200 yards

240, Jonathan Crompton vs. UAB, 9/13/08

Passed for 300 yards

365, Erik Ainge vs. Wisconsin (Outback Bowl), 1/1/08

Passed for 400 yards

408, Peyton Manning vs. Northwestern (Citrus Bowl), 1/1/97

Passed for 500 yards

523, Peyton Manning at Kentucky, 11/22/97

Had 100 yards receiving

Lucas Taylor (132) vs. UAB, 9/13/08

Had 150 yards receiving

Lucas Taylor (186) at Mississippi State, 10/13/07

Had 200 yards receiving

256, Kelley Washington vs. LSU, 9/29/01

Returned a kickoff for a touchdown

Bret Smith (44 yards; onside kick) at South Carolina, 10/30/04

Returned a punt for a touchdown

Mark Jones (53 yards) vs. Vanderbilt, 11/22/03

Returned a blocked punt for a touchdown

Antonio Wardlow (20 yards) vs. Louisiana-Lafayette, 11/3/07

Returned a blocked field goal for a touchdown

Tyrone Hines (90 yards) vs. South Carolina, 10/28/95

Returned a pass interception for a touchdown

Nevin McKenzie (61 yards) at UCLA, 9/1/08

Returned a fumble for a touchdown

Parys Haralson (18 yards) vs. Alabama, 10/23/04

Returned an extra point for a score

Floyd Miley (97 yards) vs. Mississippi, 11/17/90 (blocked kick return)

Returned a kickoff 100 yards

Leonard Scott vs. Georgia, 10/9/98

Returned a punt for at least 75 yards

Terry Fair vs. Arkansas, 11/16/96 (86 yards)

Rushed for three touchdowns

3, Arian Foster vs. Georgia, 10/6/07

Threw three touchdown passes

7, Erik Ainge at Kentucky, 11/24/07

Caught three touchdown passes

3, Chris Hannon vs. Mississippi State, 11/15/03

Made three field goals

4, Daniel Lincoln at Mississippi State, 10/13/07

Had an 80-yard run

87, LaMarcus Coker at Vanderbilt, 11/18/06

Had an 80-yard pass completion

84, Erik Ainge to Robert Meachem at Memphis, 9/30/06

Had 20 tackles

21, Tom Fisher at Auburn, 9/26/64 (Birmingham, Ala.)

Recorded three sacks

3, Jerod Mayo vs. California, 9/2/06

Forced two fumbles

2, DeAngelo Willingham vs. South Carolina, 10/27/07

Intercepted two passes

2, Eric Berry vs. Arkansas, 11/10/07

Intercepted three passes

3, Deon Grant vs. Auburn 10/2/1999

Made a 50-yard field goal

51, James Wilhoit vs. Florida, 9/16/06

TEAM

Shut out an opponent

48-0 vs. Vanderbilt, 11/22/03

Shut out consecutive opponents

at Vanderbilt and vs. Kentucky, 11/23-30/02 (both scores were 24-0)

Rushed for more than 300 yards

347, vs. Louisiana Tech, 9/25/04 (51 carries)

Rushed for more than 400 yards

406, vs. Vanderbilt, 11/26/94 (60 carries)

Passed for more than 300 yards

365, vs. Wisconsin (Outback Bowl), 1/1/08 (25-of-43)

Had more than 600 yards total offense

606, vs. Kentucky, 11/27/04 (204 rush, 402 pass)

Scored 50 points

52, at Kentucky, 11/24/07 (Score: 52-50 in 4OT)

Scored 60 points

63, vs. Arkansas, 11/11/00 (Score: 63-20)

Scored 70 points

70, vs. Louisiana-Monroe, 9/23/00 (Score: 70-3)

Failed to rush for more than 100 yards

69, vs. Northern Illinois, 10/4/08 (32 carries)

Failed to pass for more than 100 yards

67, at Auburn, 9/27/08 (8-for-24)

Held opponent to fewer than 100 yards rushing

72, vs. Northern Illinois 10/4/08 (34 carries)

Held an opponent to fewer than 100 yards passing

96, vs. Florida, 9/20/08

Held opponent without a touchdown

vs. Northern Illinois, 10/4/08 (Score: Tennessee 13-9)

Failed to get a first down

vs. Auburn, 9/27/58 (Score: Auburn 13-0)

Scored a safety

vs. Southern Miss, 9/8/07 (Stephen Reaves kicked ball through end zone)

Committed no turnovers

vs. Arkansas, 11/10/07

Committed no penalties

vs. LSU (SEC Championship Game), 12/1/07

Never had to punt

vs. Air Force, 9/9/06 (seven offensive possessions in 31-30 win)

Blocked a punt

vs. Arkansas, 11/10/07 (Antonio Wardlow)

Blocked a field goal

at Kentucky (second overtime), 11/24/07 (Dan Williams)

Faked a punt

at Florida, 9/17/05 (Britton Colquitt pass incomplete to Inquoris Johnson)

Faked a punt successfully for a first down

at Mississippi, 10/16/04 (Dustin Colquitt 19-yard pass to Chris Hannon)

Faked a field goal

vs. Arkansas, 11/11/00 (Seth Reagan ran 2 yards for touchdown)

Attempted a 2-point conversion

at Auburn, 9/27/08 (Jonathan Crompton completion to Gerald Jones, tackled)

Successfully attempted a 2-point conversion

at Kentucky, 11/24/07 (Erik Ainge pass to Austin Rogers in 4OT; score: 52-44)

Two players rushed for 100 yards

Lennon Creer (109) and Arian Foster (100) vs. Louisiana-Lafayette, 11/3/07

Three players rushed for 100 yards

James Stewart (145), Aaron Hayden (115), Mose Phillips (107) vs. Vanderbilt, 11/30/91

Two players with 100 yards passing

Erik Ainge (149) and Rick Clausen (120) vs. Notre Dame, 11/6/04

Two players had more than 100 yards receiving

Lucas Taylor (118) and Austin Rogers (112) vs. Southern Miss, 9/8/07

Played an overtime game

at UCLA, 9/1/08 (Score: UCLA 27-24 in one overtime)

Lost an overtime game

at UCLA, 9/1/08 (Score: UCLA 27-24 in one overtime)

Beat a ranked opponent

vs. No. 18 Wisconsin (Outback Bowl), 1/1/08 (No. 16 UT 21, UW 17)

Beat a team ranked in the top 15

vs. No. 15 South Carolina, 10/27/07 (UT 27, SC 24)

Beat a team ranked in the top five

at No. 4 LSU, 9/26/05 (UT 30, LSU 27)

THE LAST TIME A TENNESSEE OPPONENT ...

INDIVIDUAL

Rushed for more than 100 yards

132 P.J. Hill, Wisconsin (Outback Bowl), 1/1/08 (16 carries)

Rushed for more than 200 yards

206, Ahman Green, Nebraska (Orange Bowl), 1/2/98

Rushed for more than 250 yards

Never

Passed for 200 yards

259, Kevin Craft, UCLA, 9/1/08

Passed for 300 yards

430, Andre` Woodson, Kentucky, 11/24/07

Passed for 400 yards

430, Andre` Woodson, Kentucky, 11/24/07

Passed for 500 yards

Never

Had 100 yards receiving

108, Rafael Little, and 104, Jacob Tamme, Kentucky, 11/24/07

Had 150 yards receiving

151, Kenny McKinley, South Carolina, 10/27/07

Had 200 yards receiving

222, Clarence Sevellian, Vanderbilt, 11/28/92

Returned a kickoff for a touchdown

Thomas Brown (99 yards), Georgia, 10/7/06

Returned a blocked punt for a touchdown

Sean Westgate (17 yards), UCLA, 9/1/08

Returned a punt for a touchdown

Brandon James (78 yards), Florida, 9/20/08

Returned a pass interception for a touchdown

Jonathan Zenon (18 yards), LSU (SEC Championship Game), 12/1/07

Returned a fumble for a touchdown

Jake Ricks (0 yards; in end zone), at Auburn, 9/27/08

Returned an extra point for a score

Quinton Reese, Auburn (SEC Championship), 12/6/97

Returned a kickoff 100 yards

Nathan Jones (100 yards), Rutgers, 9/28/02

Returned a punt at least 75 yards

Brandon James (78 yards, TD), Florida, 9/20/08

Rushed for three touchdowns

Scott Frost (runs of 1, 11 and 19 yards), Nebraska (Orange Bowl), 1/2/98

Threw three touchdown passes

6, Andre` Woodson, Kentucky, 11/24/07

Caught three touchdown passes

3, Josh Reed, LSU, 9/30/00 (OT)

Made three field goals

3, Mike Salerno, Northern Illinois, 10/4/08

Had an 80-yard pass completion

81, Chris Leak to Chad Jackson, Florida, 9/18/04

Recorded three sacks

5, Alex Brown, Florida, 9/18/99

Intercepted two passes

2, Kareem Jackson, Alabama, 10/20/07

Made a 50-yard field goal

51, Britt Barefoot, Southern Miss, 9/8/07

TEAM

Shut out Tennessee

31-0, Florida, 9/17/94

Shut out Tennessee consecutively

Kentucky and Vanderbilt, 11/19-26/59 (Scores: 20-0, 14-0)

Rushed for more than 300 yards

321 Nebraska (Fiesta Bowl), 1/2/00

Rushed for more than 400 yards

409, Nebraska (Orange Bowl), 1/2/98

Passed for more than 400 yards

430, Kentucky, 11/24/07 (39-of-62)

Had more than 600 yards total offense

634, Kentucky, 11/22/97

Scored 50 points

50, Kentucky, 11/24/07 (Score: 52-50 in 4OT)

Scored 60 points

62, Florida, 11/16/95 (Score: 62-37)

Scored 70 points

70, Trinity (present-day Duke), 11/4/1893 (Score: Trinity 70-0)

Failed to rush for more than 100 yards

72, Northern Illinois, 10/4/08 (34 carries)

Failed to pass for more than 100 yards

96, Florida, 9/20/08 (8-for-15)

Held Tennessee to fewer than 100 yards rushing

69, Northern Illinois, 10/4/08 (32 carries)

Held Tennessee to fewer than 100 yards passing

67, Auburn, 9/27/08 (8-for-24)

Held Tennessee without a touchdown

Alabama, 10/22/05 (Score: Alabama 6-3)

Scored a safety

Kentucky, 11/26/05 (Erik Ainge called for intentional grounding in end zone)

Returned a punt and a kickoff for a touchdown in the same game

Georgia, 10/7/06 (Punt: 86 yards, Mikey Henderson; Kickoff: 99 yards, Thomas Brown)

Blocked a punt

Northern Illinois, 10/4/08 (Patrick George)

Returned a blocked punt for a touchdown

UCLA, 9/1/08 (17 yards by Sean Westgate)

Blocked a field goal

Wisconsin (Outback Bowl), 1/1/08 (Elijah Hodge)

Blocked two field goals

Colorado, 8/26/90

Faked a punt

LSU (SEC Championship Game), 12/1/07 (Patrick Fisher nine yard pass to Quinn Johnson)

Faked a punt successfully for a first down

LSU (SEC Championship Game), 12/1/07 (Patrick Fisher nine yard pass to Quinn Johnson)

Attempted a 2-point conversion

LSU (SEC Championship Game), 12/1/07 (Ryan Perrilloux rush)

Successfully attempted a 2-point conversion

LSU (SEC Championship Game), 12/1/07 (Ryan Perrilloux rush; score: 21-14)

Two players rushed for 100 yards

James Rouse (134) and Barry Foster (103), Arkansas (Cotton Bowl), 1/1/90

Three players rushed for 100 yards

Paul Hofer (119), James Reed (115), Michael Sweet (103), Mississippi, 11/15/75

Two players had more than 100 yards passing

Jesse Palmer (210) and Doug Johnson (199), Florida, 9/19/98

Two players had more than 100 yards receiving

Rafael Little (108) and Jacob Tamme (104), Kentucky, 11/24/07

Played an overtime game

UCLA, 9/1/08 (Score: UCLA 27-24 in one overtime)

Won an overtime game

UCLA, 9/1/08 (Score: UCLA 27-24 in one overtime)

Beat a ranked Tennessee team

UCLA, 9/1/08 (UCLA 27, No. 18 UT 24 OT)

Beat a Tennessee team ranked in the top 15

LSU (SEC Championship Game), 12/1/07 (No. 5 LSU 21, No. 14 UT 14)

Beat a Tennessee team ranked in the top five

Florida, 9/17/05 (No. 6 UF 16, No. 4 UT 7)