



# TENNESSEE 2006



# BASKETBALL 2007



## Schedule/Results

Date	Opponent	Time/Result
O31	LeMoyn-Owen (exhibition)	W, 126-66
N3	Tusculum (exhibition)	W, 100-57
N10	Middle Tennessee	W, 83-52
N13	1-Fordham (ESPN)	W, 78-71
N14	1-UNC Wilmington (ESPN)	W, 87-75
N19	Coppin State	W, 99-65
N22	2-Butler (ESPN2)	L, 44-56
N24	2-#2 North Carolina (ESPN)	L, 87-101
N27	at Louisiana-Lafayette (FSN/SUN)	W, 77-67
D1	Murray State (FSN/SUN)	W, 89-64
D6	#16 Memphis (ESPN2)	W, 76-58
D16	Western Kentucky (FSN/SUN)	W, 93-79
D18	3-#15 Oklahoma State (ESPN2)	W, 79-77
D23	Texas (ESPN)	W, 111-105 ot
D28	Tennessee Tech (CSS)	7:00 p.m.
D30	East Tennessee State (CSS)	8:00 p.m.
J7	*Mississippi State (LFS)	1:30/4:00 p.m.
J10	*at Vanderbilt	8:00 p.m.
J13	at Ohio State (CBS)	1:00 p.m.
J17	*at Auburn (LFS)	8:00 p.m.
J20	*South Carolina (FSN/SUN)	6:00 p.m.
J24	*at Ole Miss	8:00 p.m.
J28	*at Kentucky (CBS)	1:00 p.m.
J31	*Georgia	7:30 p.m.
F3	*at Florida (LFS)	3:00 p.m.
F6	*LSU (ESPN)	9:00 p.m.
F10	*Vanderbilt (LFS)	1:00 p.m.
F13	*Kentucky (ESPN)	7:00 p.m.
F17	*at South Carolina (ABC)	3:30 p.m.
F21	*Alabama (LFS)	8:00 p.m.
F24	*at Arkansas (LFS)	1:00 p.m.
F27	*Florida (ESPN)	9:00 p.m.
M3	*at Georgia	4:00 p.m.
M8-11	SEC Tournament (LFS & CBS)	TBD

1-Dick's Sporting Goods NIT Season Tip-Off (Nashville, Tenn.)  
 2-Dick's Sporting Goods NIT Season Tip-Off (New York, N.Y.)  
 3-Nashville, Tenn. (Gaylord Entertainment Center)  
 \* Southeastern Conference Game  
 All Times Eastern and Subject To Change

## Tennessee Sports Information

1720 Volunteer Blvd. • Knoxville, TN 37996

Phone: 865-974-1212

Fax: 865-974-1269

Web site: UTsports.com

Basketball SID: Craig Pinkerton

Office: 865-974-7501

Cell: 865-414-1167

E-mail: craig@tennessee.edu

Game #13



## Tennessee vs. Tennessee Tech

7:00 p.m. (EST) • Thursday, December 28, 2006  
Thompson-Boling Arena • Knoxville, Tennessee



**Television:** CSS (Comcast channel 33 in Knoxville). Randy Smith will handle the play-by-play duties while Bill Justus will join him to do the color commentary. Dick Dodson is the producer.

**Radio:** The Vol Radio Network (50-plus stations covering 28 states). Bob Kesling is in his eighth year calling the play-by-play. Former Vol Bert Bertelkamp joins him courtside to provide the color commentary. Tim Berry is the engineer. Glenn Thackston is the producer. The game will also be available on SIRIUS Satellite Radio channel 107.

**Tickets:** Contact the University of Tennessee Ticket Office at 1-800-332-VOLS (8657) or 865-656-1200.  
**Officials:** Announced on game day.

### Tennessee

### At A Glance

### Tennessee Tech

10-2 (0-0 SEC).....	Record.....	5-6 (1-2 OVC)
21st Associated Press.....	Ranking.....	None
Bruce Pearl (Boston College 1982).....	Head Coach.....	Mike Sutton (East Carolina 1978)
32-10 (2nd year).....	Record at School.....	75-56 (5th year)
349-94 (15th year).....	Overall Record.....	75-56 (5th year)
UTsports.com.....	Web Site.....	ttusports.com
Tennessee leads 19-1.....	Series	

### Probable Starters

#### Tennessee

	Ht.	Wt.	Yr.	Hometown	PPG	RPG	APG	
F 23	Dane Bradshaw	6-4	205	Sr.	Memphis, Tenn.	7.2	4.1	4.3
F 32	Duke Crews	6-7	233	Fr.	Hampton, Va.	10.4	5.8	0.8
G 2	JaJuan Smith	6-2	196	Jr.	Cleveland, Tenn.	14.2	4.1	1.5
G 5	Chris Lofton	6-2	200	Jr.	Maysville, Ky.	22.5	3.8	1.3
G 12	Ramar Smith	6-2	185	Fr.	Mt. Clemens, Mich.	6.3	2.9	2.8

#### Tennessee Tech

	Ht.	Wt.	Yr.	Hometown	PPG	RPG	APG	
F 10	Amadi McKenzie	6-7	225	Jr.	Atlanta, Ga.	12.0	8.6	1.5
F 42	Jonathan Jones	6-7	215	Sr.	Tinton Falls, N.J.	4.5	5.0	2.1
G 1	Belton Rivers	6-4	180	Sr.	Atlanta, Ga.	18.6	3.4	2.3
G 2	Anthony Fisher	6-2	180	Jr.	Alpharetta, Ga.	17.9	3.4	4.1
G 24	Rashaud Nixon	6-4	180	Jr.	Oxon Hill, Md.	7.3	3.9	1.1

- Tennessee will continue its four-game homestand when the Tennessee Tech Golden Eagles visit Thompson-Boling Arena at 7 p.m. Thursday, Dec. 28.
- The Vols are riding a six-game winning streak that includes wins over No. 16 Memphis, No. 15 Oklahoma State and Texas. It is UT's longest winning streak since an eight-game win streak last season.
- Tennessee overcame a 17-point second half deficit to take a 111-105 overtime win against Texas Dec. 23. Chris Lofton scored 27 of his career-high 35 points after halftime to lead the comeback. Lofton also had a career-high 11 rebounds in recording his first career double-double.
- Lofton is leading the Southeastern Conference with 22.5 points per game. One of the top shooters in the nation, he is averaging 4.3 3-pointers per game and is connecting on 48.1 percent of his shots from beyond the arc. The junior from Maysville, Ky., is averaging 28.7 points on 51.6 percent (32-of-62) shooting from 3-point range over his last six games.
- Lofton and Duke Crews swept the SEC weekly awards. Lofton was named the SEC Player of the Week and Crews earned SEC Freshman of the Week honors.
- Bruce Pearl is looking for his 350th career win against Tennessee Tech. Pearl enters the game with a 349-94 record in his 15th season as a head coach.
- Jordan Howell is expected to miss the next 6-8 weeks after sustaining a fracture to his right (shooting) hand Thursday, Dec. 21, during practice. It is the second time this season Howell has been sidelined by a hand injury however, the injuries are not related.



# TENNESSEE BASKETBALL



## Tennessee Trends

- Tennessee is 19-2 at Thompson-Boling Arena over the last two seasons.
- Chris Lofton (51) and JaJuan Smith (25) have combined to make as many 3-pointers as Tennessee's opponents have (76).
- Bruce Pearl is 5-2 against ranked teams while at Tennessee. This year he is 2-1 with wins over No. 15 Oklahoma State and No. 16 Memphis and a loss to No. 2 North Carolina.
- Chris Lofton has moved into second place on UT's career 3-pointers list with 51 triples this season pushing his career total to 258. Allan Houston (1989-93) holds the school record with 346 3-pointers.
- UT's six newcomers are combining to average 31.6 points and 19.4 rebounds.
- Tennessee leads the SEC with 15.0 offensive rebounds per game.
- 11 different Vols have hit a 3-pointer this season.
- Chris Lofton has made at least one 3-pointer in 71 of his 73 career games.
- The Vols have made at least one 3-pointer in 296 consecutive games.
- The Vols have forced 256 turnovers this season (21.3 per game).
- UT's bench is averaging 24.8 points per game this season. In 2005-06, Tennessee's bench averaged 21.0 points per game.
- Entering the 2006-07 season, six of UT's 11 scholarship players had never played in a Division I game.
- In 2005-06 games, Tennessee's SEC opponents had a 4-12 record in the game immediately following their contests against the Vols. The only teams to win their next game after playing UT were Arkansas, Georgia, LSU and Vanderbilt.
- Under Bruce Pearl, UT is 26-2 when leading or tied with five minutes left in the game.
- UT is 20-1 when scoring 80 or more points under the direction of Bruce Pearl.
- UT is 25-14 (.641) when playing before crowds of

20,000 or larger at Thompson-Boling Arena. In 2005-06 the Vols were 4-2 playing in front of 20,000 fans at home.

- Tennessee has an all-time record of 1,377-894-2 in 98 seasons of basketball.
- UT's 610 regular season Southeastern Conference victories rank third all-time in the SEC. Only Kentucky and Alabama have won more league games.
- Tennessee is 219-86 in its 20th season in Thompson-Boling Arena. The Volunteers have posted winning home records in 17 of their 19 seasons in the facility.
- Tennessee is the only Division I school ever to rank in the top five nationally in attendance for football, men's basketball and women's basketball in the same season. The Vols turned the trick for the third time in 2005-06.
- Seven walk-ons are listed on Tennessee's roster this season. Ben Bosse, Quinn Cannington, Rick Daniels-Mulholland, Justin Jackson, Marq Murden, Steven Pearl and Tanner Wild are each on the Volunteer squad.

## Vanderbilt Time Change

The start time for Tennessee's Feb. 10 game against Vanderbilt has been changed to 1 p.m. EST ... Lincoln-Financial Sports will televise the game from Thompson-Boling Arena.

## Media Information

### Internet

Information on Tennessee and the SEC is available on the World Wide Web. To access information on Tennessee, visit the university's site at UTsports.com. Information on SEC Basketball, can be accessed on the Web at SECsports.com.

### Covering Practice

Tennessee basketball practices are open to the media. Contact the sports information office for practice dates and times.

Tennessee players and coaches will be available for interviews at the conclusion of practice. If additional time is required with the players or coaches, contact Basketball SID Craig Pinkerton to make other arrangements.

### Media Luncheon

Bruce Pearl will host a media luncheon at noon each Monday beginning in January.

### Postgame Interviews

The Tennessee locker room is closed. Coach Bruce Pearl will meet with the media following a brief cooling off period. Requested UT players will be available for interviews in the media room following Pearl's press conference.

### SEC Teleconference

The 12 SEC men's head basketball coaches are scheduled to participate every Monday and Thursday (Jan. 4 through March 5). The NCAA Tournament teleconference is set for Monday, March 12 at 11 a.m. (Eastern). It will feature coaches from all SEC teams participating in the NCAA Tournament.

#### Order of Appearance (All Times Eastern)

11:00 - Kevin Stallings, VU	11:42 - Bruce Pearl, UT
11:07 - Billy Donovan, UF	11:49 - Stan Heath, AR
11:14 - Dave Odom, SC	11:56 - Mark Gottfried, UA
11:21 - Dennis Felton, GA	12:03 - Jeff Lebo, AU
11:28 - John Brady, LSU	12:10 - Andy Kennedy, UM
11:35 - Tubby Smith, UK	12:17 - Rick Stansbury, MS

### Weekly Highlights And Interviews On Satellite

Highlights and interviews will be available on satellite every Monday from 3:30-3:45 p.m. (EST). The feed will be available beginning on Nov. 27 and will run through March 5. Due to holidays, there will not be a feed on Dec. 25 and the feeds scheduled for Monday Jan. 1 and Jan. 15 will be broadcast on Tuesday Jan. 2 and Jan. 16, respectively. Please credit Host Communications/UTV for any video used. The coordinates for the feed are SBS 6 (Ku), Transponder 2, Uplink Freq. 14049.5 (H), Downlink Freq. 11749.5 (V). For problems with the feed, call (865) 974-5069.

## Tennessee Roster

No.	Name	Pos.	Ht.	Wt.	Cl.	Hometown (Last School)
2	JaJuan Smith	G	6-2	196	Jr.	Cleveland, Tenn. (McMinn County HS)
3	Marques Johnson	G	6-5	205	Fr.	Fort Wayne, Ind. (Snider HS)
4	Wayne Chism	F	6-9	245	Fr.	Bolivar, Tenn. (Bolivar Central HS)
5	Chris Lofton	G	6-2	200	Jr.	Maysville, Ky. (Mason County HS)
11	Quinn Cannington	G	6-4	165	Fr.	Knoxville, Tenn. (Fulton HS)
12	Ramar Smith	G	6-2	185	Fr.	Mt. Clemens, Mich. (Martin Luther King HS)
13	Tony Passley	F	6-5	218	So.	Indianapolis, Ind. (Redlands CC)
15	Jordan Howell	G	6-3	192	Jr.	Auburn, Ala. (Bob Jones HS)
21	Justin Jackson	G	5-11	173	So.	Fredericksburg, Va. (Fredericksburg Academy)
22	Steven Pearl	F	6-5	222	Fr.	Knoxville, Tenn. (West HS)
23	Dane Bradshaw	G	6-4	205	Sr.	Memphis, Tenn. (White Station HS)
24	Tanner Wild	G	6-0	170	So.	Huntington, W.Va. (Huntington HS)
25	Josh Tabb	G	6-4	193	Fr.	Carbondale, Ill. (Harmony Comm. School)
30	Ben Bosse	F	6-7	197	So.	Knoxville, Tenn. (Farragut HS)
32	Duke Crews	F	6-7	233	Fr.	Hampton, Va. (Bethel HS)
34	Ryan Childress	F	6-9	238	So.	Cincinnati, Ohio (Moeller HS)
40	Rick Daniels-Mulholland	F	6-5	250	So.	Oak Ridge, Tenn. (Oak Ridge HS)
44	Marq Murden	G	6-0	180	Fr.	Saulsbery, Tenn. (Middleton HS)

## Basketball Staff

**Head Coach:** Bruce Pearl (Boston College 1982)  
**Associate Head Coach:** Tony Jones (Concordia Univ. 1993)  
**Assistant Coach:** Steve Forbes (Southern Arkansas 1988)  
**Assistant Coach:** Jason Shay (Iowa 1995)  
**Dir. of Operations:** Ken Johnson (Albertson College 1993)  
**Basketball Trainer:** Chad Newman (Tennessee 1994)  
**Strength Coach:** Troy Wills (Emory & Henry 2000)

## Pronunciation

Ben Bosse	BOSS-ee
Marques Johnson	MAR-cuss
Tony Passley	PASS-lee
JaJuan Smith	JUH-wan
Ramar Smith	RUH-mar



# TENNESSEE BASKETBALL



## Tennessee Tech Roster

No.	Name	Pos.	Ht.	Wt.	Cl.	Hometown (Last School)
1	Belton Rivers	G	6-4	180	Sr.	Atlanta, Ga. (East Carolina)
2	Anthony Fisher	G	6-2	180	Jr.	Alpharetta, Ga. (Chattahoochee HS)
3	Jason Smiley	G	6-0	170	So.	Bartlett, Tenn. (Bolton HS)
10	Amadi McKenzie	F	6-7	225	Jr.	Atlanta, Ga. (Booker T. Washington HS)
11	Nate Burks	G	6-0	170	Sr.	Cookeville, Tenn. (Cookeville HS)
12	Zac Walker	G	6-0	170	So.	Columbia, Tenn. (Columbia Central HS)
14	Graig Turson	G	6-3	200	Sr.	Plymouth, Ohio (Plymouth HS/Muskingum)
20	Daniel Northern	F-C	6-9	210	So.	Warner-Robbins, Ga. (South Alabama)
21	Will Barnes	G	6-1	185	Fr.	Tuscaloosa, Ala. (Hillcrest HS)
22	Alex Davis	G-F	6-7	190	Fr.	Milwaukee, Wis. (Lutheran HS)
24	Rashaud Nixon	G	6-4	180	Jr.	Oxon Hill, Md. (Globe Institute of Technology)
30	Frank Davis	G	6-2	170	Fr.	Gainesville, Ga./East Hall HS)
32	Antjuan Koger	F	6-7	205	Sr.	LaVergne, Tenn. (LaVergne HS)
33	Francis Kabore	F	6-7	230	Sr.	Burkina Faso, Africa (Gulf Coast CC)
42	Jonathan Jones	F	6-7	215	Sr.	Tinton Falls, N.J. (Monmouth Regional HS)
45	RaShun Bryant	C	6-8	295	So	Rome, Ga. (Coosa HS/Mount Olive Prep School)

### Looking At Tennessee Tech

Tennessee Tech enters Thursday's game with a 5-6 overall record and a 1-2 mark in the Ohio Valley Conference ... The Golden Eagles last saw action at the San Juan Shootout where they earned a 66-65 win over Northwestern in the opening round before falling to Vanderbilt (62-75) and UCF (66-73) ... Second team preseason All-OVC selection Belton Rivers leads TTU with 18.6 points per game ... Anthony Fisher, a 6-2 junior guard who was a first team preseason all-conference selection, is second on the team with 17.9 points while dishing out a team-high 4.1 assists per game ... An outstanding 3-point shooter, Fisher is connecting on 45.3 percent (29-of-64) of his shots from beyond the arc ... Fisher scored 35 points on 10-of-17 shooting against Austin Peay Dec. 2 ... It was the most points a Tech player had

scored since 1994-95 ... Amadi McKenzie, a 6-7 junior forward, averages 12.0 points and a team-best 8.6 rebounds per game ... He has four double-doubles this season ... In a preseason poll of the league's coaches, Tennessee Tech was picked to finish third in the 11-team Ohio Valley Conference ... Former Kentucky assistant Mike Sutton is 75-56 in his fifth season directing the Tennessee Tech program and as a head coach.

### The Tennessee Tech Series

The Vols hold a 19-1 all-time advantage in the series, including an 18-1 mark when the series is played in Knoxville ... This is the first meeting between the two schools since a 79-61 Vol win Dec. 22, 2003 ... UT won the first 16 games in the series until a 62-73 loss

to Tennessee Tech Dec. 4, 1996 ... The first meeting between the two schools resulted in a 37-23 Volunteer win Dec. 11, 1939 ... Tennessee is 42-1 all-time against current members of the Ohio Valley Conference ... The Vols defeated OVC member Murray State 89-64 earlier this season ... Tennessee's lone visit to the Eblen Center in Cookeville resulted in the largest home crowd to ever watch a game at the facility ... A crowd of 10,532 watched the Vols take a 65-62 win in the first round of the National Invitation Tournament March 14, 1985.

### Last Meeting With Tennessee Tech

Playing without leading scorer Scooter McFadgon, the Vols cruised to a 79-61 win over Tennessee Tech Dec. 22, 2003 ... John Winchester replaced McFadgon in the starting lineup and responded with a career-high 13 points on 5-of-9 shooting from the field ... Brandon Crump led the Vols with 20 points to go with seven rebounds ... Stanley Asumnu added 12 points while C.J. Watson added eight points and seven assists against just one turnover ... Willie Jenkins led Tech with 21 points while Cameron Boyd was the only other Golden Eagle in double figures with 17 points ... After taking a 39-34 halftime lead, the Vols used an 11-1 run early in the second half to open a decisive lead ... Tennessee shot 50.8 percent from the field while holding Tennessee Tech to just 36.8 percent shooting, including 21.7 percent (5-for-23) from three point range.

### Last Game: Vols Comeback To Beat Texas

Tennessee overcame a 17-point second half deficit to beat Texas 111-105 in overtime Saturday, Dec. 23, at Thompson-Boling Arena ... The Longhorns took a 15-point (50-35) lead into the locker room and quickly extended it to 17 points on their first possession of

## Statistical Comparison

Tennessee		Tennessee Tech
83.6	Points	77.6
72.5	Opponent Points	77.1
+11.1	Scoring Margin	+0.5
.445	Field Goal %	.454
.436	Opponent Field Goal %	.440
.369	Three-Point %	.372
.329	Opponent Three-Point %	.349
.647	Free Throw %	.673
38.8	Rebounds	38.2
36.3	Opponent Rebounds	35.2
+2.4	Rebounding Margin	+3.0
15.9	Assists	13.9
16.4	Turnovers	16.0
10.0	Steals	7.2
3.0	Blocks	2.4
10-2	Record	5-6
21st	AP Rank	None

## Individual Statistical Leaders

Tennessee		Tennessee Tech
Lofton, 22.5	Points	Rivers, 18.6
Chism, 6.0	Rebounds	McKenzie, 8.6
Bradshaw, 4.3	Assists	Fisher, 4.1
Crews, .537	FG %	Bryant, .563
Lofton, .481	3Pt %	Fisher, .453
Lofton, .783	FT %	Rivers, .714

## 2006-07 SEC Standings

As of December 24

Eastern Division	SEC	Pct.	H	A	Div.	ALL	Pct.	H	A	N	Last 10	Streak
Florida	0-0	.000	0-0	0-0	0-0	11-2	.846	9-0	0-1	2-1	8-2	W4
Tennessee	0-0	.000	0-0	0-0	0-0	10-2	.833	6-0	1-0	3-2	8-2	W6
Georgia	0-0	.000	0-0	0-0	0-0	8-2	.800	6-1	1-1	1-0	8-2	L1
South Carolina	0-0	.000	0-0	0-0	0-0	7-2	.778	4-1	3-1	0-0	-----	W3
Kentucky	0-0	.000	0-0	0-0	0-0	9-3	.750	6-0	1-1	2-2	7-3	W5
Vanderbilt	0-0	.000	0-0	0-0	0-0	8-4	.667	6-2	0-1	2-1	8-2	L1
Western Division	SEC	Pct.	H	A	Div.	ALL	Pct.	H	A	N	Last 10	Streak
Alabama	0-0	.000	0-0	0-0	0-0	11-1	.917	6-0	1-1	4-0	9-1	W4
Ole Miss	0-0	.000	0-0	0-0	0-0	11-2	.846	8-0	1-2	2-0	8-2	W4
Mississippi State	0-0	.000	0-0	0-0	0-0	9-2	.818	7-1	1-1	1-0	8-2	W7
Arkansas	0-0	.000	0-0	0-0	0-0	9-3	.750	6-0	0-2	3-1	7-3	W1
LSU	0-0	.000	0-0	0-0	0-0	7-3	.700	5-1	2-1	0-1	7-3	W1
Auburn	0-0	.000	0-0	0-0	0-0	9-4	.692	9-2	0-0	0-2	6-4	L1

### December 23 (Saturday)

at Tennessee 111, Texas 105 (ot)  
at Alabama 99, Coppin State 49  
at LSU 68, Louisiana Tech 52  
at Florida 86, Ohio State 60

### December 27 (Wednesday)

12-Wright State at LSU 7:30 p.m.

### December 28 (Thursday)

Georgia at Clemson [FSN/SUN] 7:00 p.m.  
12-Mississippi Valley State at LSU 7:30 p.m.  
UNC Asheville at South Carolina 6:30 p.m.

Tennessee Tech at Tennessee [CSS] 7:00 p.m.

### December 29 (Friday)

Lipscomb at Alabama [ACN] 7:00 p.m.  
Eastern Ky at Kentucky [BBSN] 7:00 p.m.  
12-Samford at LSU 7:30 p.m.

Jacksonville at South Carolina [CSS] 7:00 p.m.  
Alabama A&M at Vanderbilt 7:00 p.m.

### December 30 (Saturday)

Louisiana Tech at Arkansas [ARSN] TBA  
Charleston Southern at Auburn 1:00 p.m.  
7-UAB vs. Florida [FSN] 6:30 p.m.

Ole Miss at Saint Louis 1:00 p.m.  
Miss State at George Mason [CSS] Noon  
ETSU at Tennessee [CSS] 8:00 p.m.

### December 31 (Sunday)

Wisconsin at Georgia [TSO] 1:00 p.m.

### January 1 (Monday)

Oklahoma at Alabama [ESPN] 1:30 p.m.



# TENNESSEE BASKETBALL



the second half ... Then Tennessee began to rally ... Duke Crews scored six consecutive points in the first two minutes of the half helping to cut the lead to 10 ... By the 12 minute mark, Tennessee had cut the lead to three points but every time they made a run the Longhorns responded ... Chris Lofton finally gave the Vols their first lead when his 30-footer over 6-foot-9 Texas freshman phenom Kevin Durant with 18 seconds left in regulation put the Vols up 88-87 ... After forcing a five-second call on an inbounds play, Ramar Smith was fouled and made one of two free throws ... Durant sent the game into overtime with a bucket with 1.1 seconds left ... Tennessee never trailed in the extra period, making six-of-seven field goals in outscoring the Longhorns 22-16 ... Lofton scored 27 of his career-high 35 points after halftime and turned in his first career double-double with a career-high 11 rebounds ... JaJuan Smith added 19 points ... Wayne Chism had a career-best 18 points while Crews chipped in 16 ... Ramar Smith had 16 points, nine assists and no turnovers ... Durant led the Longhorns with 26 points while D.J. Augustin added 20 ... Tennessee committed a season-low eight turnovers.

## Lofton And Crews Sweep SEC Honors

Following wins over No. 15 Oklahoma State and Texas, Chris Lofton was named the SEC Player of the Week and Duke Crews was named SEC Freshman of the Week on Dec. 24 ... Lofton earned the conference honors for the third time this season and sixth time of his career after recording career marks for points (35) and rebounds (11) in Tennessee's come-from-behind win over Texas ... Crews earned his first freshman honor after averaging 16.5 points and 8.5 rebounds in the two games.

## Fab Freshmen? Don't Forget These Guys

The Vols will play against three of the most highly-rated freshmen in the nation this season ... Tennessee has faced North Carolina's Brandan Wright and Texas' Kevin Durant and will meet Ohio State's Greg Oden Jan. 13 in Columbus, Ohio ... However, Tennessee's freshmen are deserving of some attention too ... UT's recruiting class was rated sixth in the nation by Rivals.com and they have not disappointed.

- Duke Crews (Rivals.com No. 26 overall) is averaging 10.4 points and 5.8 rebounds per game. The 6-foot-7 forward is shooting 53.7 percent from the field and has started 11 games this season.
- Wayne Chism (Rivals.com No. 34 overall) leads the Vols with 6.0 rebounds and is fourth on the team with 8.7 points.
- Ramar Smith (Rivals.com No. 20 overall) has shown a lot of versatility and athleticism to his game as he learns the point guard position after playing primarily the two-guard spot for much of his career. Against Texas (12/23/06) he had nine assists and no turnovers to go with 16 points.

## Vols In The Record Books

### Career Scoring

- 2801 Allan Houston, 1989-93
- 2249 Ernie Grunfeld, 1973-77
- 2219 Tony White, 1983-87
- 2103 Reggie Johnson, 1976-80
- 2065 Dale Ellis, 1979-83
- 1962 Bernard King, 1974-77
- 1877 Dyron Nix, 1985-89
- 1737 Vincent Yarbrough, 1999-02
- 1683 Carl Widseth, 1952-56
- 1651 Brandon Wharton, 1995-99
- 1600 Michael Brooks, 1981-85
- 1588 Tony Harris, 1998-01
- 1569 Ron Slay, 2000-03
- 1432 Ron Widby, 1965-67
- 1424 C.J. Watson, 2002-06
- 1418 Steve Hamer, 1993-96
- 1407 Jimmy England, 1969-71
- 1343 Mike Edwards, 1971-73
- 1319 Herman Thompson, 1954-57
- 1304 Isiah Victor, 1998-01
- 1263 Brandon Crump, 2001-05
- 1261 C.J. Black, 1997-2000
- 1243 Mike Jackson, 1974-77
- 1236 Bill Justus, 1967-69
- 1225 A.W. Davis, 1963-65
- 1217 Ed Wiener, 1952-55
- 1202 Len Kosmalski, 1972-74
- 1201 Howard Wood, 1978-81
- 1199 Gary Carter, 1979-82
- 1198 Greg Bell, 1988-91
- 1197 Chris Lofton, 2004-present**
- 1196 Don Johnson, 1969-71
- 1173 Paul Walther, 1945-1949
- 1156 Lang Wiseman, 1990-93
- 1149 Fred Jenkins, 1984-87
- 1096 Terry Crosby, 1976-79
- 1071 Bobby Croft, 1968-70
- 1070 Rob Jones, 1983-86
- 1020 Gene Tormohlen, 1957-59

### Career Steals

- 211 Vincent Yarbrough, 1998-02
- 198 C.J. Watson, 2002-06
- 177 Fred Jenkins, 1983-87
- 173 Tyrone Beaman, 1980-84
- 154 Dale Ellis, 1979-83
- 150 Brandon Wharton, 1995-99
- 145 Tony Harris, 1997-01
- 138 LaMarcus Golden, 1992-94
- 138 Dyron Nix, 1985-89
- 133 Allan Houston, 1989-93
- 122 Dane Bradshaw, 2003-present**
- 121 Chris Lofton, 2004-present**

### Career Assists

- 715 Johnny Darden, 1975-79
- 577 C.J. Watson, 2002-06
- 525 Rodney Woods, 1972-75
- 509 Tony Harris, 1997-01
- 491 Tyrone Beaman, 1980-84
- 460 Allan Houston, 1989-93
- 397 Michael Brooks, 1980-83,84-85
- 388 Fred Jenkins, 1983-87
- 352 Jon Higgins, 1999-03
- 332 Bert Bertelkamp, 1976-80
- 273 Dane Bradshaw, 2003-present**

### Season 3-Pointers Made

- 114 Chris Lofton, 2005-06
- 99 Allan Houston, 1990-91
- 93 Chris Lofton, 2004-05
- 83 Allan Houston, 1989-90
- 82 Allan Houston, 1991-92
- 82 Allan Houston, 1992-93
- 73 Tony Harris, 1999-00
- 66 Greg Bell, 1989-90
- 65 Scooter McFadgon, 2003-04
- 64 Tony Harris, 1998-99
- 51 Chris Lofton, 2006-07**

### Career 3-Pointers Made

- 346 Allan Houston, 1989-93
- 258 Chris Lofton, 2004-present**
- 240 Tony Harris, 1997-01
- 231 Brandon Wharton, 1995-99
- 209 Jon Higgins, 1999-03
- 179 Vincent Yarbrough, 1998-02
- 171 Greg Bell, 1987-91
- 165 C.J. Watson, 2002-06
- 152 Lang Wiseman, 1989-93
- 108 Scooter McFadgon, 2003-05
- 96 JaJuan Smith, 2004-present**

### Career 3-Pointers Attempted

- 817 Allan Houston, 1989-93
- 665 Tony Harris, 1997-01
- 578 Brandon Wharton, 1995-99
- 567 Chris Lofton, 2004-present**
- 526 Vincent Yarbrough, 1998-02
- 525 Jon Higgins, 1999-03
- 429 Greg Bell, 1987-91
- 425 Lang Wiseman, 1989-93
- 417 C.J. Watson, 2002-06
- 300 Scooter McFadgon, 2003-05
- 270 JaJuan Smith, 2004-present**

### SEC Career 3-Pointers Made

- 366 Pat Bradley, AR - 1995-99
- 346 Allan Houston, UT - 1989-93
- 296 Ronnie McMahan, VU - 1991-95
- 288 Scott Draud, VU 1986-88,89-91
- 283 Tony Delk, UK - 1992-96
- 278 Frank Seckar, VU - 1992-96
- 278 Aaron Harper, UM - 2000-04
- 274 Brett Nelson, UF - 1999-03
- 267 Scotty Thurman, AR - 1992-95
- 267 Anthony Roberson, UF - 2002-05
- 264 Jamel Bradley, SC - 1998-02
- 263 Brian Williams, UA - 1995-99
- 262 Wesley Person, AU - 1990-94
- 259 Eric Washington, UA - 1993-97
- 258 Chris Lofton, UT - 2004-Pres.**
- 258 Darryl Wilson, MS - 1993-96
- 258 Darrel Mitchell, LS - 2002-06
- 254 Keith Bogans, UK - 1999-03
- 249 Keith Carter, UM - 1995-99
- 246 Barry Booker, VU - 1985-89

## Comeback Kids

Tennessee has overcome a late deficit to win each of its last two games ... The Vols took a 79-77 decision over No. 15 Oklahoma State and a 111-105 overtime thriller against Texas.

- Oklahoma State led by as many as seven points in the second half and it took a Dane Bradshaw tip-in with 1.9 seconds left to give the Vols the win.
- The Vols trailed by as many as 17 points in the second half against Texas and were down by seven with less than two minutes left. Chris Lofton made a pair of 3s, Duke Crews scored a bucket and Ramar Smith hit a free throw to send the game to overtime.

## Lofton Leading UT On Six-Game Win Streak

Tennessee has won each of its six games since dropping consecutive games to Butler and North Carolina at the NIT Season Tip-Off finals in New York ... During the six-game winning streak Chris Lofton has been averaging 28.7 points on 54.1 percent (53-of-98) shooting, including 51.6 percent (32-of-62) 3-point shooting ... Four times in the last six games he has scored 30 or more points ... As a team, UT is averaging 87.5 points and is outscoring its opponents by 12.5 points per game.

## Vols Bring The Pressure

Tennessee's pressure defense has made the simple act of inbounding the ball a headache for its opponents ... The Vols are forcing 7.0 turnovers per game off inbounds plays, most of which are coming off their press ... Three times their opponents have had 10 or more turnovers just from trying to inbound the ball ... Tennessee has forced and average of 21.3 turnovers per game this year.

- Opponents have had to call timeout 13 times because they could not get the ball inbounds.
- They have been whistled for a five-second count 14 times on inbounds plays.

## Small Lineup Not Keeping Vols Off The Boards

Much has been made about Tennessee's lack of size this year ... Who can blame them when the Vols' starting lineup lists just one player taller than 6-foot-4, and that player is only 6-7 ... That hasn't stopped the Vols from crashing the boards ... Wayne Chism leads the Vols 6.0 rebounds per game and Duke Crews is adding 5.8 boards.

- UT has outrebounded eight of its 12 opponents.
- The Vols own a +2.4 rebounding advantage.
- UT leads the SEC with 15.0 offensive rebounds.



# Chris Lofton

## All-America Candidate

### School Single-Game Records

- 3-pointers made (9 at Georgia on Feb.11, 2006)
- 3-pointers attempted (18 vs. Wichita State on March 18, 2006)
- 3-point percentage (1.000 [5-5] at New Mexico on Dec. 18, 2004)

### Season Records

- 3-pointers made (114 in 2005-06)
- 3-point attempts (261 in 2005-06)
- 3-pointers per game (3.80 in 2005-06)
- His 114 3-pointers made in 2005-06 are the second-most in SEC history.

### Career Records

- Second all-time at UT with 258 3-pointers made.
- Fourth all-time at UT with 567 3-point attempts.
- Ranks 15th in Southeastern Conference history with 258 career 3-pointers made.
- Career 3-point percentage of 45.5 (258-of-567) is the best in school history and currently ranks second in Southeastern Conference history.

### 2006-07 Honors

- Wooden Award preseason candidate.
- Naismith Award preseason candidate.
- Rated the nation's top shooting guard by Rivals.com in the Dec. 19 edition of its College Basketball Power Rankings.
- Rated the No. 14 overall player and No. 4 guard in the nation in CBS Sportsline.com's weekly player rankings.
- Dick Vitale's co-National Player of the Week on Dec. 11.
- SEC Player of the Week (Nov. 20)
- SEC Player of the Week (Dec. 11)
- SEC Player of the Week (Dec. 24)
- Has won SEC Player of the Week honors six times in his career which is tied with Alabama's Kennedy Winston for most in SEC history.
- Preseason first team selection to the 2007 SEC Coaches Preseason All-SEC Team.
- Preseason first team All-America (Street & Smith's).

### The 1,000-Point Club

He reached the 1,000 career scoring mark Nov. 22 against Butler in New York's Madison Square Garden ... He currently ranks 31st on UT's career scoring lists with 1,197 career points ... Only Allan Houston (1,415), Bernard King (1,290), Mike Edwards (962) and Ernie Grunfeld (928) scored more points in their first two seasons at Tennessee.

### Lofton Lately

- Leads the SEC with 22.5 points per game.
- Leads the SEC with 4.25 3-pointers per game.
- Last six games is averaging 28.7 points on 54.1 percent (53-98) shooting from the field and 51.6 percent (32-62) 3-point shooting.
- Made at least five 3-pointers in a game six times.
- Made at least two 3s in 23 consecutive games.
- Owns four of the top five scoring performances in the SEC this year.
- Scored 30 or more points five times this season.
- Shooting 48.1 percent (51-of-106) from behind the arc this season. Jon Higgins (2000-01) owns the school record at 48.6 percent (53-of-109).
- According to the Dec. 18 NCAA statistics, he ranks 16th in the nation in scoring (21.5), fourth in 3-pointers per game (4.1), 18th in 3-point percentage (50.0).
- Scored 28 of his career-high 35 points after half-time to lead the Vols from a 17-point second half deficit to a 111-105 overtime win over Texas (12/23/06).

- Scored his first career double-double with 35 points and 11 rebounds against Texas (12/23/06).
- Scored 34 points in Tennessee's win over 16th-ranked Memphis (12/6/06). With less than a minute left in the first half his 21 points were more than the Tigers' 20 points.

### Quotable

"It's not a matter of how much I score, I don't even look at that. I look at wins."

— *Chris Lofton*

"You'd be hard-pressed to find a better contested jump shooter in college basketball than Chris Lofton."

— *Jimmy Dykes, ESPN*

"Lofton is an unbelievable player and shows he plays both sides of the ball."

— *Rick Majerus, ESPN*

"Lofton grew as a player tonight (against Oklahoma State). He looked at a problem and he made it into an opportunity."

— *Rick Majerus, ESPN*

"Chris Lofton is everything and then some for the Tennessee Vols."

— *Dave Neal, Fox Sports Net*

"He was unbelievable."

— *John Calipari, Memphis head coach*

"Chris is a great player and he made shots all over the court. We knew he was a great shooter and we had a hand in his face, but he still made them."


— *Willie Kemp, Memphis guard*

"He's just blessed. He just has a natural sense of how to get the ball in the hoop. You can get people down there but not everybody can finish like that. A six-one, slow kid from Maysville, he can do it better than anybody."

— *Dane Bradshaw*

"He's unbelievable, man. I really respect his game. I was in his face. I thought it was good defense, but he hit two long 3's on me. Credit goes to him. He played a great game."

— *Kevin Durant, Texas guard/forward*





# TENNESSEE BASKETBALL



## Tennessee Quick Facts

Location.....Knoxville, Tennessee  
 Founded.....1794  
 Conference.....Southeastern  
 Enrollment.....25,244  
 Home Court.....Thompson-Boling Arena  
 Capacity.....24,535  
 Record In Arena.....219-86 (20th Year)  
 First Game.....12/3/87 (Tennessee 82, Marquette 56)  
 Largest Crowd.....25,610 vs. Kentucky (1/21/89)  
 Colors.....Orange & White  
 Nickname.....Volunteers  
 Mascot.....Smokey  
 Band.....Pride of the Southland  
 President.....Dr. John Petersen  
 Faculty Representative.....Dr. Todd Diacon  
 Athletic Director.....Mike Hamilton  
 Athletic Department Phone.....(865) 974-1220  
 Ticket Office Phone.....(865) 656-1200

## History

First Year Of Basketball.....1908-09  
 All-Time Record.....1,367-892-2 (.605)  
 NCAA Tournament Appearances.....14  
 (1967, 76, 77, 79, 80, 81, 82, 83, 89, 98, 99, 00, 01, 06)  
 Last NCAA Opponent.....Wichita State (3/18/06)  
 Result.....L, 73-80  
 National Invitation Tournament Appearances.....11  
 (1945, 69, 71, 84, 85, 88, 90, 92, 96, 03, 04)  
 Last NIT Opponent.....at George Mason (3/17/04)  
 Result.....L, 55-58

## Team Information

2005-06 Overall Record.....22-8  
 Home / Away / Neutral 13-2 / 7-3 / 2-3  
 SEC Record.....12-4  
 Home / Away / Neutral 6-2 / 6-2 / 0-0  
 SEC Finish.....1st (East)  
 Final Ranking (AP / USA Today).....18th / 20th  
 Starters Returning/Lost.....2/3  
 Letterwinners Returning/Lost.....5/5

## Coaching Staff

Head Coach.....Bruce Pearl (Boston College 1982)  
 Record at Tennessee.....32-10 (2nd Year)  
 Career Record.....349-94 (15th Years)  
 Basketball Office Phone.....(865) 974-1206  
 Basketball Office Fax.....(865) 974-0097  
 Best Time To Reach Coach.....Contact SID  
 Associate Head Coach.....Tony Jones  
 (Concordia University 1993)  
 Assistants.....Steve Forbes (Southern Arkansas 1988)  
 Jason Shay (Iowa 1995)  
 Director of Basketball Operations.....Ken Johnson  
 (Albertson College 1993)  
 Basketball Trainer.....Chad Newman (Tennessee 1994)  
 Strength Coach.....Troy Wills (Emory & Henry 2000)

## Sports Information

Basketball SID.....Craig Pinkerton (Kansas State 1994)  
 Home Phone.....(865) 670-1821  
 Cell Phone.....(865) 414-1167  
 E-mail.....craig@tennessee.edu  
 Associate AD/SID.....Bud Ford (Tennessee 1966)  
 Associate SID.....John Painter (Tennessee 1988)  
 Assistant SID.....Tom Satkowiak (Tennessee 2002)  
 SID Office Phone.....(865) 974-1212  
 SID Office Phone (Night).....(865) 974-1212  
 SID Office Fax.....(865) 974-1269  
 Press Row Phone (Scores & Updates).....(865) 544-0789  
 SID Mailing Address.....P.O. Box 15016  
 Knoxville, TN 37901  
 Overnight Address.....1720 Volunteer Blvd., Room 255  
 Knoxville, TN 37996  
 Web Address.....www.UTsports.com

## Scholarly Vols

Nine of the 18 players on Tennessee's roster have earned the right to wear the VOLScholar patch on their jersey following the fall semester ... The VOLScholar program, an initiative of UT's Thornton Athletics Student Life Center in cooperation with the men's and women's athletics departments, is a comprehensive academic and citizenship-building program that has gained enthusiastic support from several of UT's athletic teams ... Student-athletes earn the right to wear the VOLScholar patch by achieving a 3.0 grade-point average in the previous fall and/or spring semester.

## Vols Still Improving

In Bruce Pearl's first season at Tennessee each of the Vols saw their offensive production increase considerably ... In Pearl's second year at UT, each of the returning players have seen their production increase again ... Following is a list of Tennessee's players from 2005-06 with their scoring averages and the annual improvements:

Player	2005	2006	Diff.	2007	Diff.
Chris Lofton	13.2	17.2	+4.0 ppg	22.5	+5.3 ppg
Ryan Childress	--	1.2	--	5.3	+4.1 ppg
JaJuan Smith	1.9	9.5	+7.6 ppg	14.2	+4.7 ppg
Jordan Howell	1.1	1.9	+0.8 ppg	3.1	+1.2 ppg
Dane Bradshaw	3.0	7.1	+4.1 ppg	7.2	+0.1 ppg
Stanley Asumnu	2.4	8.0	+5.6 ppg	--	--
Major Wingate	5.0	10.6	+5.6 ppg	--	--
C.J. Watson	11.9	15.3	+3.4 ppg	--	--
Andre Patterson	7.4	9.4	+2.0 ppg	--	--

## Bench Contributing

Tennessee's bench has played a key role in the Vols' success early this season ... UT's bench is averaging 24.8 points per game ... Two times this season the bench has contributed at least 40 points in a game ... Wayne Chism is giving the Vols 8.7 points and 6.0 rebounds per game coming off the bench ... Last year UT got 21.0 points per game from its bench ... Part of the reason for the production off the bench is that UT has nine players who play at least 10 minutes per game and no one averages more than 30 minutes.

## Bomb Squad Is Back

Tennessee returns 80.3 percent of its SEC-leading 8.80 3-point field goals per game from last season ... Leading the way is junior guard Chris Lofton who set a single-season school record with 114 triples in 2005-06 ... Junior JaJuan Smith was second on the team with 61 treys while senior Dane Bradshaw contributed 20 3-pointers and Jordan Howell had 15 ... Tennessee's 264 3-pointers in 2005-06 fell two shy of tying the school record set in 1999-2000.

- UT is leading the SEC 9.5 3-pointers per game this year.
- Lofton is leading the SEC with 4.3 triples per game.
- JaJuan Smith adds 2.1 treys per game.
- Combined, Lofton (51) and Smith (25) have made as many 3-pointers as Tennessee's opponents (76).
- Tennessee's 15 3-pointers against second-ranked North Carolina (11/24/06) came just one short of tying the school record of 16.



## Vols In 20th Season At Thompson-Boling Arena

Thompson-Boling Arena is celebrating its 20th season in 2006-07 ... The Vols have won 71.7 percent of their games in Thompson-Boling Arena and have ranked in the top 10 nationally in attendance nine times, including in 2005-06 when UT ranked fifth nationally with 17,954 fans per game ... The arena is getting ready to undergo its first major facelift as construction has already begun on a practice facility and construction will begin on the inside of the arena immediately following the 2006-07 season.

- Tennessee is 219-86 (.718) in its 20th season in Thompson-Boling Arena.
- Since the 1998 season, the Vols are 120-27 (.816) in Thompson-Boling Arena.
- The Vols are 52-20 against SEC teams at home over the last nine seasons.
- UT has won 73 of its last 80 home games against non-conference opponents.
- UT is 13-0 in home games against non-conference opponents under Bruce Pearl.
- Tennessee is 6-0 at home this season.



# TENNESSEE BASKETBALL



## JaJuan Smith Earns Star(ting) Role

Named the "Best Player Off The Bench" in the SEC by *The Tennessean*, JaJuan Smith has worked his way into the starting lineup for the Vols this season ... The Cleveland, Tenn., native saw his minutes increase from 8.0 per game as a freshman in 2005 to 24.0 as a sophomore last season ... Smith saw his production increase along with his minutes as he averaged 11.3 points against SEC opponents 2005-06 ... His 61 3-pointers ranked second and 57 assists were third on the team last season.

- Against UNC Wilmington (11/14/06) in the NIT Season Tip-Off he recorded career-highs with 21 points and five steals in just 27 minutes of action.
- He scored 19 points in UT's win over Texas.
- He tied that mark with 21 points on 5-of-11 3-point shooting against Western Kentucky (12/16/06).
- Led UT's scoring efforts four times this season after leading the Vols in scoring once last year.
- He ranks second on the team with 14.2 points per game.

## Big Game Dane

Three times in his career Dane Bradshaw has made a late shot to knock off a nationally ranked team ... Two of the teams that fell victim to his late-game heroics were unbeaten entering the game.

- Jan. 21, 2006 his lay-up with 20 seconds left gave UT a 78-76 lead and eventually an 80-76 victory over No. 2 Florida. The Gators entered the game with a 17-0 record and were the last unbeaten team in the nation.
- Feb. 22, 2006 his steal of an inbounds pass and layup with 15 seconds left gave Tennessee a 74-72 lead and a 76-72 win at 12th-ranked Florida. The win gave the Vols the 2005-06 SEC Eastern Division title.
- Dec. 18, 2006 against 11-0 and 15th-ranked Oklahoma State he stole the ball with 20 seconds left and then hit the game-winning tip-in over OSU's 6-7 Mario Boggan and 6-8 David Monds with 1.9 seconds left to give the Vols a 79-77 victory.

## Bradshaw Does It All

One of the most versatile players in the nation, Dane Bradshaw can and will play any position for the Vols from point guard through power forward ... Originally recruited to UT as a point guard, the 6-foot-4 Bradshaw started every game last season at power forward for the Vols ... In 2005-06 the Memphis native was second on the team in assists (116), rebounding (5.4 rpg), and third in steals (56) and blocks (11) while his assist-to-turnover ratio of 2.76 led the SEC ... Had a streak of 181 minutes (seven games) without a turnover as a junior last year.

- Bradshaw leads the Vols in assists (52), blocks (10) and is tied for the team lead in steals (27).
- He has led the Vols in assists eight out of 12 games this year and recorded a career-high nine dimes against Coppin State (11/19/06).

## Associated Press Poll

(December 25, 2006)

Rank	Team	Record	Points	Prev
1.	UCLA (71)	11-0	1,799	1
2.	North Carolina (1)	10-1	1,720	2
3.	Florida	11-2	1,615	5
4.	Wisconsin	12-1	1,577	4
5.	Duke	11-1	1,457	6
6.	Ohio State	10-2	1,351	3
7.	Arizona	9-1	1,347	9
8.	Alabama	11-1	1,308	10
9.	Kansas	10-2	1,246	11
10.	Pittsburgh	11-2	1,065	7
11.	Texas A&M	10-2	1,001	13
12.	Connecticut	10-0	982	14
13.	Oklahoma State	12-1	853	15
14.	Washington	10-1	845	17
15.	Butler	12-1	734	16
16.	Wichita State	9-2	603	8
17.	LSU	7-3	596	12
18.	Marquette	12-2	571	19
19.	Notre Dame	10-1	517	20
20.	Oregon	11-0	501	21
21.	<b>Tennessee</b>	10-2	366	NR
22.	Memphis	9-3	300	18
23.	Air Force	11-1	253	24
24.	Nevada	10-1	203	25
25.	Clemson	12-0	152	NR

**Others receiving votes:** Gonzaga 129, Texas 57, Michigan State 47, Florida State 45, Maryland 35, Syracuse 24, Kentucky 16, Missouri State 14, Washington State 14, Southern Illinois 9, Georgia Tech 9, Georgetown 8, Virginia 7, Purdue 6, Texas Tech 5, Drexel 5, Illinois 3, Dayton 2, New Mexico 2, Boston College 1.

## ESPN/USA Today Poll

(December 25, 2006)

Rank	Team	Record	Points	Prev
1.	UCLA (31)	11-0	775	1
2.	North Carolina	10-1	740	2
3.	Florida	11-2	693	4
4.	Wisconsin	12-1	648	5
5.	Duke	11-1	624	6
6.	Ohio State	10-2	594	3
7.	Arizona	9-1	577	9
8.	Alabama	11-1	545	10
9.	Connecticut	10-0	503	11
10.	Kansas	10-2	491	12
11.	Pittsburgh	11-2	461	7
12.	Texas A&M	10-2	401	13
13.	Washington	10-1	396	17
14.	Oklahoma State	12-1	347	14
15.	Butler	12-1	337	16
16.	Wichita State	9-2	234	8
17.	Air Force	11-1	219	19
18.	Nevada	10-1	205	20
19.	LSU	7-3	203	15
20.	Oregon	11-0	176	23
21.	Clemson	12-0	172	22
22.	Marquette	12-2	168	21
23.	Memphis	9-3	131	18
24.	Notre Dame	10-1	105	NR
25.	Michigan State	12-2	91	25

**Others receiving votes:** Tennessee 47, Maryland 32, Gonzaga 26, Washington State 23, Syracuse 20, Texas 19, Missouri State 14, Illinois 14, UNLV 13, Florida State 10, Southern Illinois 10, Georgia 5, West Virginia 4, Georgetown 2.

## Crews Missile

One of the most heralded freshmen in the Southeastern Conference this season, Duke Crews has not disappointed ... The 6-foot-7 forward earned a starting assignment in the Vols season-opener and has won over Tennessee fans with his hustle and athleticism ... Named the SEC Newcomer of the Year by *Lindy's* and *Athlon*, the Hampton, Va., native is averaging 10.4 points and 5.8 rebounds per game.

- In the South Region championship game of the NIT Season Tip-Off against UNC Wilmington (11/14/06) he narrowly missed a double-double with 13 points and eight rebounds.
- Scored career marks with 17 points and nine rebounds against a larger Oklahoma State (12/18/06) frontline. Five of his game-high nine rebounds came at the offensive end of the floor.
- He earned SEC Freshman of the Week honors on Dec. 24 after averaging 16.5 points and 8.5 rebounds in victories over No. 15 Oklahoma State and Texas.

## Big Wayne Strong In The Paint

Freshman center Wayne Chism has played a key role for a Tennessee team that lists just two players taller than 6-foot-7 ... A 6-9 native of Boliver, Tenn., Chism became the first Vols freshman to record a double-double since Vincent Yarbrough (22 points and 11 rebounds vs. Georgia) did it during the 1998-99 season when he had 11 points and 11 rebounds against Coppin State (11/19/06) ... Chism is leading the team with 6.0 rebounds and is fourth on the squad with 8.7 points per game.

- Chism has been the first Vol off the bench in 10 of Tennessee's 12 games.
- Had nine points and six rebounds in 14 minutes of

action against 15th-ranked Oklahoma State (12/18/06).

- Scored a career-high 18 points to go with eight rebounds in the win over Texas (12/23/06).

## Hard Work Pays Off For Childress

There is an old saying that goes, "The best thing about freshmen is that they become sophomores." ... That couldn't be more true for UT sophomore forward Ryan Childress ... As a true freshman last season the Cincinnati, Ohio, product averaged 1.2 points and 1.2 rebounds in 29 appearances for the Vols ... After a summer of hard work that resulted in him dropping 20 pounds and adding more than seven inches to his vertical leap ... That hard work in the offseason has paid huge dividends for the 6-foot-9 Childress is averaging 5.3 points and 4.1 rebounds.

- Childress needed just four games this season to score more points than he did all season as a freshman. He scored 43 points through UT's first four games after having 33 points in 29 games as a freshman.
- This season he has set or tied career highs for points (14), rebounds (10), assists (4), blocks (2) and steals (2).
- He doubled his previous career rebounding best of five when he grabbed 10 boards against Western Kentucky (11/16/06).

## Ramar Rebounds

Freshman point guard Ramar Smith has shown several different dimensions to his game this season ... Having played primarily the two-guard in high school, the 6-foot-2 Smith is averaging 6.3 points, 2.9 rebounds and 2.8 assists in 21.6 minutes per game this year.



# TENNESSEE BASKETBALL



- He has earned seven starting assignments on the season.
- Against 15th-ranked Memphis (12/6/06) he gathered seven rebounds.
- He had five assists in the NIT Season Tip-Off semifinal game against Butler (11/22/06).
- Against Texas (12/23/06) he turned in a career-high 16 points to go with nine assists and no turnovers.
- Last three games he is averaging 10.1 points per game.

## Injury Interrupts Strong Season For Howell

Jordan Howell suffered a fracture to his right (shooting) hand during practice Dec. 21 that is expected to keep him out of the lineup for 6-8 weeks ... The injury has interrupted what was a very strong season for the junior point guard ... A starter for five games before the injury, Howell hadn't been putting up big numbers and that was just fine with head coach Bruce Pearl ... Howell, who made his first career start against the Louisiana-Lafayette (11/27/06), is averaging 3.1 points, 2.2 assists and 0.9 rebounds per game ... But the most significant statistic for Howell has been his assist-to-turnover ratio of 2.75-to-1 ... In 174 minutes played this season, the 6-foot-3 junior guard has turned the ball over just eight times.

## Duke's Gesture Gives Chism First Career Start

Duke Crews had started every game for the Vols heading into the Dec. 6 game against 16th-ranked Memphis ... The morning of the game he approached coach Bruce Pearl about making a lineup change ... After reading a newspaper story about Wayne Chism and his former high school teammate Willie Kemp (who is now a starter for Memphis), Crews felt Chism deserved to start ... Since the freshman duo had evenly split minutes every game this season Pearl agreed to give Chism the start saying, "This says a lot about those two young men. It says a lot about the team building that's going on."

## Steven Pearl Honors Grunfeld

Freshman walk-on Steven Pearl realized he would need to pick a different jersey number than the No. 5 he wore in high school since Chris Lofton already had rights to that jersey ... So Pearl called longtime family friend and former UT All-America Ernie Grunfeld and asked permission to wear the same No. 22 that he wore when he played in the 1970s ... Grunfeld's response was that it was ok for Pearl to but he then jokingly added that the 6-foot-5 freshman would have to get tougher to wear the number.

## Pearl Is A League Leader

Bruce Pearl has coached 57 consecutive regular season league games where his team has either been in first place or within a game of first place ... The streak began at UW-Milwaukee where he coached 41 consecutive games in that situation and it has continued through his 16 SEC games at Tennessee ... In 2005-06 the Vols won the SEC's Eastern Division championship with a 12-4 conference mark ... The last time Pearl was not within a game of first place

was Jan. 23, 2003 when UWM was entering a game with Butler, 1 1/2 games behind the Bulldogs in the conference standings ... The Panthers won that contest to move to within a half game of Butler and eventually took over the league lead.

## Vols Are A Hot Ticket

In 2005-06 Tennessee's average attendance grew by more than 5,000 fans per game to 17,954 — the fifth-highest average in the nation ... This year UT has sold more than 13,100 season basketball tickets which is an increase of more than 4,000 season tickets from 2005-06 ... As of the start of the regular season there were less than 150 chair back seats available as season tickets ... Tennessee's season ticket sales are the best they have been since the first year Thompson-Boling Arena opened when the Vols averaged a school record 20,823 fans.

## Tennessee In The Polls

After receiving their first preseason ranking in six years, the Vols slipped from the rankings on Nov. 27 following a pair of losses in the final four of the NIT Season Tip-Off in New York ... Tennessee was ranked 24th by ESPN/USA Today and 25th by the Associated Press in the preseason... It was the first time since the 2000-01 season when UT was ranked ninth by the Associated Press to open a campaign.

Date	Associated Press	ESPN/USA Today
Preseason	25th	24th
Nov. 13	25th	24th
Nov. 20	22nd	21st
Nov. 27	rv	rv
Dec. 4	rv	rv
Dec. 11	rv	rv
Dec. 18	rv	rv
Dec. 25	21st	rv



## Plans For Thompson-Boling Arena Renovations Announced

The University of Tennessee Athletics Department announced plans today for improvements to Thompson-Boling Assembly Center and Arena. This will be the first major renovation to Thompson-Boling Arena since it opened in 1987. In that time more than 13 million patrons have attended thousands of arena events, including basketball games, concerts, UT and high school graduations and other special events.

Funding for the project will come from donors to the Campaign for Tennessee Basketball and revenue from new premium seating areas such as Thompson-Boling Arena luxury suites and loge seats. The projected cost for the renovations is estimated at \$15 million.

The renovations will be completed in two phases. Phase I will begin in March 2007 and include new seats for the entire arena, a center hung scoreboard and concourse refurbishments, such as graphics and other amenities. Another key element of Phase I is adding load bearing capacity to the arena roof structure, which is no longer adequate for some modern touring production requirements, and painting the ceiling tiles black.

Phase I will also include new luxury suites and loge seating, which are a primary funding source for much of the renovations. The 32 luxury suites will be located in the existing north balcony of Thompson-Boling Arena. The loge area will feature 166 side court seats, located directly below the luxury suites, and include private adjoining hospitality areas. Phase I will be completed prior to November 1, 2007. The arena will be shut down for events during the majority of the construction period.

Phase II is scheduled to include a new lighting system, new ticket kiosks and new food courts.

The University of Tennessee athletics department is one of less than 10 intercollegiate programs in the country that receives no funds from state subsidies or taxes.

In October 2006 Tennessee Athletics had a ground-breaking ceremony to officially recognize construction on the Pratt Pavilion, the state-of-art basketball practice facility named in UT alumnus Larry F. Pratt's honor for his \$5 million lead gift to the basketball programs. The Pratt Pavilion will house two full-size gymnasiums, one for each of the men's and women's varsity basketball teams, as well as space for an athletic training room, a weight room and a film study room.



# TENNESSEE BASKETBALL



## Freshmen Starters

Two true freshmen (Duke Crews and Ramar Smith) were in the starting lineup for Tennessee's season-opener against Middle Tennessee ... It was the first time since 2002-03 and the fourth time in the last 10 years that a pair of true freshmen were opening day starters ... Tennessee also had multiple freshmen in the opening day lineup in 2002-03 (C.J. Watson and Stanley Asumnu), 2001-02 (Derek Stribling and Elgrace Wilborn) and in 1996-97 (C.J. Black, Charles Hathaway and Cornelius Jackson).

## Early Bird Gets The Worm

Tennessee got its earliest start to a season in school history when the Vols hosted Middle Tennessee on Nov. 10 ... The previous record for earliest start came in the 1998-99 season when the Vols opened the regular season on Nov. 13 against Arizona ... UT was also one of the first teams to play an exhibition game this year, playing LeMoyne-Owen on Oct. 31 — the first date the NCAA allowed teams to play exhibition games.

## Two Sign In Early Period

On the first day of the early signing period Cameron Tatum and Brian Williams signed national letters of intent to play basketball at the University of Tennessee beginning with the 2007-08 season.

- Tatum, a versatile 6-foot-5, 190-pound wing from Patterson Prep in Lenoir, N.C., can put the ball on the floor and create, hit the 3-pointer or take the ball to the rim ... Rated as a four-star prospect and

the No. 13 shooting guard in the nation by Rivals.com, he averaged 21 points and 7.7 rebounds as a senior at Tucker High School in Tucker, Ga.

- A 6-9, 300-pound post player at Harmony Community Prep in Cincinnati, Williams will give the Vols much needed depth and size in the paint ... A player with exceptional hands, good feet and a soft shooting touch, he attended Christopher Columbus High School in Bronx, N.Y., before going to Harmony Prep where he was a teammate of current Vols freshman Josh Tabb.

## Vols Setting Records For TV Appearances

Twenty-four of Tennessee's 31 regular season games will televised ... 12 of the appearances will be on national television, the most in school history ... The Vols' previous high for scheduled national television appearances was seven in 2000-01 ... UT will play nine games on the ESPN family of networks, two games on CBS and one on ABC ... Lincoln Financial Sports (formerly known as Jefferson Pilot Sports) will regionally televise six of the Vols' games, Fox Sports Net will show four games and CSS will televise two games.

## Preseason Honors & Predictions

### Team Predictions

<i>Lindy's Basketball</i>	2nd/SEC East
SEC Media	3rd/SEC East
<i>Athlon Sports</i>	3rd/SEC East
<i>Street &amp; Smith's</i>	3rd/SEC East
<i>The Sporting News</i>	3rd/SEC East
<i>Blue Ribbon</i>	3rd/SEC East
<i>Basketball Time In TN</i>	3rd/SEC East

### Individual Predictions

Chris Lofton

- First Team All-America (*Street & Smith's*)
- Second Team All-America (*Blue Ribbon*)
- Second Team All-America (Jay Bilas)
- Third Team All-America (Rivals.com)
- Third Team All-America (*Dick Vitale*)
- First Team All-SEC (SEC Coaches)
- First Team All-SEC (SEC Media)
- First Team All-SEC (*Blue Ribbon*)
- First Team All-SEC (CBS Sportsline.com)
- First Team All-SEC (*Sporting News*)
- First Team All-SEC (*Athlon*)
- First Team All-SEC (*Lindy's*)
- First Team All-SEC (*Street & Smith's*)
- SEC Top Shooter (*Lindy's*)
- SEC Best Shooter (*Sporting News*)
- SEC Best Shooter (*Street & Smith's*)
- No. 1 Shooting Guard in the Nation (*Lindy's*)
- Top Shooter Nationally (*Lindy's*)
- No. 3 Shooter in the Nation (*Athlon*)
- No. 2 Shooting Guard in the Nation (*Sporting News*)
- SEC Most Underrated (*Sporting News*)

Duke Crews

- SEC Newcomer of the Year (*Lindy's*)
- SEC Newcomer of the Year (*Athlon*)
- SEC Newcomers NBA Prospect (*Lindy's*)
- SEC Top Impact Newcomer (*Sporting News*)
- SEC Top Impact Freshman (*Street & Smith's*)
- Top 100 Freshmen (*Street & Smith's*)

Wayne Chism

- SEC Newcomers Best Rebounder (*Lindy's*)
- SEC Top Impact Newcomer (*Sporting News*)
- Top 100 Freshmen (*Street & Smith's*)

Ramar Smith

- SEC Newcomer of the Year (*Blue Ribbon*)
- SEC Newcomers Best Playmaker/Passer (*Lindy's*)
- Top 100 Freshmen (*Street & Smith's*)

Marques Johnson

- SEC Top Impact Newcomer (*Sporting News*)
- Top 100 Freshmen (*Street & Smith's*)

## Satellite Feeds For Non-Televised Home Games

Date	Opponent	Window	Satellite Coordinates
Jan. 31	Georgia	10:30-10:45 p.m. EST	SBS 6 (Ku) / Transponder 2 / Up 14049.5 H / Down 11749.5 V

## Vol Radio Network

The broadcasting tandem of "Bob and Bert" are in their eighth season of describing the action from Tennessee basketball games across the Volunteer state on the Vol Radio Network. Bob Kesling will handle the play-by-play duties while former Vol Bert Bertelkamp will serve as color analyst. The tandem can be heard on over 60 stations throughout the state of Tennessee and much of the Southeast. Nighttime coverage of the Vol Radio Network reaches portions of 28 states. Fans outside the range of the radio network may listen over the Internet via utsports.com or telephone by using TEAMLINE (1-800-846-4700).

Market	Station	Market	Station
Bristol	WOPI - AM 1490	Lewisburg	WJIM - AM 1490
Camden	WRJB - FM 98.3	Lewisburg	WJIM - FM 94.3
Chattanooga	WGOW-FM 102.3	Lexington	WBFG - FM 96.5
Clarksville	WJZM-AM 1400	Livingston	WLIV - AM 920
Cleveland	WCLE - FM 104.1	Livingston	WLIV - FM 104.7
Columbia	WKOM - FM 101.7	Manchester	WFTZ - FM 101.5
Columbia	WMCP - AM 1280	McMinnville	WAKI - AM 1230
Cookeville	WHUB - AM 1400	Memphis	KQPN - AM 730
Crossville	WCSV - AM 1490	Morristown	WCRK - AM 1150
Crossville	WOWF-FM 102.5	Murfreesboro	WBOZ - FM 104.9
Dresden	WCDZ - FM 95.1	Nashville	WLAC - AM 1510
Erwin	WEMB - AM 1420	Newport	WLK - AM 1270
Fayetteville	WYTM - FM 105.5	Oneida	WBNT - FM 105.5
Franklin	WAKM - AM 950	Paris	WTPR - AM 710
Greeneville	WIKQ - FM 103.1	Paris	WTPR - FM 101.5
Huntingdon	WVHR-FM 100.9	Portland	WQKR - AM 1270
Jackson	WDXI - AM 1310	Pulaski	WKSJ - AM 1420
Johnson City	WKTP - AM 1590	Pulaski	WKSJ - FM 98.3
Kingsport	WKPT - AM 1400	Savannah	WKWX - FM 93.5
Kingsport	WKOS - FM 104.9	Smithville	WJLE - AM 1480
Knoxville	WNML - AM 990	Smithville	WJLE - FM 101.7
Knoxville	WIVK - FM 107.7	Spring City	WAYA - FM 101.3
LaFollette	WQLA - FM 104.9	Union City	WENK - AM 1240
Lawrenceburg	WDXE - FM 95.9	Warburg	WECO - FM 101.3
Lenoir City	WLIL - AM 730	Winchester	WCDT - AM 1340

## Tennessee Basketball Programming Lineup

**Tennessee Tipoff Show:** Vol Network coverage begins with this informative and entertaining show which airs 30 minutes before tipoff. Bob Kesling and Bert Bertelkamp set the stage from the game site. Network host John Wilkerson previews action around the country and the SEC.

**Game Broadcast:** Bob Kesling and Bert Bertelkamp describe the exciting play-by-play action of Tennessee basketball.

**Big Orange Scoreboard:** After each game John Wilkerson gets listeners caught up with scores, reports and updates from the SEC and around the country. The Vol Network provides an exclusive courtside interview with the player of the game as well as additional interviews from the Tennessee locker room. Bob Kesling recaps the game with a review of the final statistics.

**Bruce Pearl Show:** Following each game UT head coach Bruce Pearl gives an exclusive interview with Bob Kesling and Bert Bertelkamp.

## Bruce Pearl TV Show

Chattanooga	WTVC Ch. 9	Saturday, 1:00 p.m.
Knoxville	WBIR Ch. 10	Saturday, 1:00 p.m.
Memphis	WMC Ch. 5	Saturday, 12:00 p.m.
Nashville	WZTV Ch. 17	Saturday, 11:30 a.m.
Tri-Cities	WKPT Ch. 19	Saturday, 12:00 p.m.
Regional	Fox Sports Net	Wednesday, 12:30 p.m.
Regional	CSS	Monday TBA
Regional	CSTV	TBA





# TENNESSEE BASKETBALL



## Last Time A Tennessee Player...

**Scored 40 Points:** 43 by Allan Houston vs. LSU (2/10/1990)

**Scored 35 Points:** 35 by Chris Lofton vs. Texas (12/23/2006)

**Scored 30 Points:** 35 by Chris Lofton vs. Texas (12/23/2006)

**Scored 25 Points:** 35 by Chris Lofton vs. Texas (12/23/2006)

**Scored 30 Or More Points In Back-To-Back Games:** Chris Lofton with 34 vs. Memphis (12/6/2006) and 32 vs. Western Kentucky (12/16/2006)

**Grabbed 20 Rebounds:** 21 by Steve Hamer vs. Alabama (3/7/1996)

**Grabbed 15 Rebounds:** 15 by Vincent Yarbrough at Arkansas (2/7/2001)

**Made 15 Field Goals:** 15 (15-19) by Dyron Nix vs. Tennessee Tech (11/25/1988)

**Made 10 Field Goals:** 11 (11-15) by Chris Lofton vs. Western Kentucky (12/16/2006)

**Attempted 25 Field Goals:** 27 (14-27) by Allan Houston vs. LSU (2/10/1990)

**Attempted 20 Field Goals:** 24 (8-24) by Chris Lofton vs. Texas (12/23/2006)

**Made 8 3-pointers:** 9 (9-12) by Chris Lofton at Georgia (2/11/2006)

**Made 7 3-pointers:** 7 (7-16) by Chris Lofton vs. Texas (12/23/2006)

**Made 6 3-pointers:** 7 (7-16) by Chris Lofton vs. Texas (12/23/2006)

**Attempted 15 3-pointers:** 7 (7-16) by Chris Lofton vs. Texas (12/23/2006)

**Attempted 10 3-pointers:** 7 (7-16) by Chris Lofton vs. Texas (12/23/2006)

**Made 15 Free Throws:** 15 (15-19) by Ron Slay vs. New Mexico (1/4/2003)

**Made 10 Free Throws:** 12 (12-13) by Chris Lofton vs. Texas (12/23/2006)

**Attempted 20 Free Throws:** 23 (22-23) by Bill Justus vs. Ohio (3/17/1969)

**Attempted 15 Free Throws:** 15 (12-15) by Ron Slay vs. Alabama (2/22/2003)

**Had 15 Assists:** 15 by Fred Jenkins vs. Georgia (2/28/1987)

**Had 10 Assists:** 10 by C.J. Watson vs. Nebraska (12/30/2004)

**Had 6 Steals:** 7 by Vincent Yarbrough vs. UNC-Greensboro (12/22/1998)

**Had 5 Steals:** 6 by JaJuan Smith vs. Oklahoma State (12/18/2006)

**Had 5 Blocks:** 5 by Major Wingate vs. Wichita State (3/18/2006)

**Played Every Minute Of A Game:** 40 minutes by C.J. Watson vs. Auburn (3/14/2003)

**Converted A 4-Point Play:** JaJuan Smith vs. North Carolina (11/24/2006)

## Hit A Shot As Time Expires To Send A Game To Overtime:

Terrence Woods hit a 27-foot 3-pointer as time expired to tie the game 63-63. Tennessee won 68-67 in overtime at South Carolina (2/27/2001)

**Hit A Shot As Time Expires To Win A Game:** Chris Lofton drilled a shot from the corner with four-tenths of a second left to beat Winthrop in the first round of the NCAA Tournament (3/16/06).

**Hit A Last-Second Shot To Win A Game:** Dane Bradshaw tipped-in a Ramar Smith miss with 1.9 seconds left to give the Vols a 79-77 win over 15th-ranked Oklahoma State (12/18/06).

**Had A Triple-Double:** Never

## Last Time Tennessee...

**Scored 110 Points:** 111 vs. Texas (12/23/2006)

**Scored 105 Points:** 111 vs. Texas (12/23/2006)

**Scored 100 Points:** 111 vs. Texas (12/23/2006)

**Allowed 100 Points:** 105 vs. Texas (12/23/2006)

**Scored 60 Points in a Half:** 64 (2nd half) vs. Auburn (2/15/2005)

**Did Not Score 20+ Points in a Half:** 19 (2nd half) vs. Butler (11/22/2006)

**Grabbed 55 Rebounds:** 57 vs. The Citadel (12/17/2003)

**Grabbed 50 Rebounds:** 50 vs. Memphis (12/6/2006)

**Made 40 Field Goals:** 40 (40-68) vs. Austin Peay (11/27/2000)

**Attempted 90 Field Goals:** 91 (38-91) vs. LSU (2/10/1990)

**Attempted 80 Field Goals:** 81 (36-81) vs. Elon (11/22/1999)

**Attempted 75 Field Goals:** 79 (35-79) vs. Texas (12/23/2006)

**Made 15 3-pointers:** 15 (15-31) vs. North Carolina (11/24/2006)

**Made 10 3-pointers:** 11 (11-33) vs. Texas (12/23/2006)

**Attempted 35 3-pointers:** 37 (14-37) vs. LSU (2/10/1990)

**Attempted 30 3-pointers:** 33 (11-33) vs. Texas (12/23/2006)

**Made 45 Free Throws:** 45 (45-60) vs. George Washington (12/28/2000)

**Made 40 Free Throws:** 45 (45-60) vs. George Washington (12/28/2000)

**Attempted 55 Free Throws:** 60 (45-60) vs. George Washington (12/28/2000)

**Had 25 Assists:** 25 vs. Texas (12/23/2006)

**Had 20 Steals:** 22 vs. American-Puerto Rico (12/21/1999)

**Had 15 Steals:** 15 vs. East Tennessee State (11/18/2005)

**Had 12 Blocks:** 14 vs. Virginia (12/19/2000)

**Did Not Make A 3-Pointer:** 0 (0-16) vs. Wofford (2/1/1997)

*296 consecutive games since*

**Overcame a 15-Point Halftime Deficit:** Trailed 35-50 at halftime, won 111-105 in overtime vs. Texas (12/23/2006)

**Overcame a 10-Point Halftime Deficit:** Trailed 35-50 at halftime, won 111-105 in overtime vs. Texas (12/23/2006)

**Had Six Players Scored In Double Figures In Same Game:** Chris Lofton (25), JaJuan Smith (19), C.J. Watson (18), Andre Patterson (15), Major Wingate (12), Stanley Asumnu (10) vs. Auburn (2/15/2006).

**Had Seven Players Scored In Double Figures In Same Game:** Vincent Yarbrough (18), Charles Hathaway (12), Harris Walker (12), Marcus Haislip (12), Isaiah Victor (11), Tony Harris (11), Terrence Woods (11) vs. East Tennessee State (11/19/2000)

**Had Two Players Record Double-Doubles In Same Game:** Ron Slay (24 pts, 12 rebs) and Brandon Crump (14 points, 11 rebs) at Texas A&M (12/4/2002)

**Opponent Did Not Have A Player Score in Double Figures:** vs. Murray State (12/1/2006)

**Had Three Players Score 20+ Points in Same Game:** Vincent Yarbrough (26), Marcus Haislip (20), Ron Slay (20) vs. Florida (1/9/2002)

# Bruce Pearl

## Head Coach

In his first 13 years as a head coach, Bruce Pearl had experienced success on several different levels of competition. He had led NCAA Division II Southern Indiana to a national championship and then moved up to the mid-major level where he took UW-Milwaukee to the Sweet 16 of the NCAA Tournament.

His 14th season as a head coach, his first year at Tennessee, Pearl reached an entirely new level of success.

Entering the 2005-06 campaign, the Vols were picked to finish fifth out of six teams in the Southeastern Conference's Eastern Division. With a team that had lost two of its top players from the previous season and just one new player added to the rotation, it was no surprise expectations were low in Knoxville.

At the end of the season, Tennessee had won 22 games and won the SEC Eastern Division title with a 12-4 league record. UT swept its regular season series against four of the other five SEC Eastern Division schools (South Carolina, Georgia, Florida and Vanderbilt) and were ranked as high as No. 8 by the Associated Press.

Fans around East Tennessee took notice of what was happening at Thompson-Boling Arena. With six home crowds of at least 20,000, UT's average attendance in 2006 was 17,954 - the fifth-highest average in the nation. In SEC games, Tennessee averaged 20,796 fans per game.

Along the way the honors began pouring in. The Sporting News named Pearl its national coach of the year. He was also named USBWA All-District IV Coach of the Year and was a finalist for the Naismith Men's College Coach of the Year and the Phelan Award for national coach of the year.

In just one season, Pearl had elevated the Tennessee basketball program among the nation's elite.

### Winningest Active Division I Coaches\*

Coach	School	Years	Win-Loss	Pct.
Mark Few	Gonzaga	7	188-41	.821
Roy Williams	North Carolina	18	493-124	.799
Bruce Pearl	Tennessee	14	339-92	.785
Bo Ryan	Wisconsin	22	495-152	.765
Mike Krzyzewski	Duke	31	753-250	.751
Thad Matta	Ohio State	6	148-49	.751
Jim Boeheim	Syracuse	30	726-253	.742
Lute Olson	Arizona	33	761-269	.739
Tubby Smith	Kentucky	15	365-133	.733
Bruce Weber	Illinois	8	192-70	.733

### Fastest Active Coaches to 300 Wins\*

Coach	School	Games	Season	Record
Roy Williams	North Carolina	370	11th	300-70
Bruce Pearl	Tennessee	382	13th	300-82
Jim Boeheim	Syracuse	393	13th	300-93
Bob Knight	Texas Tech	407	15th	300-107

\* entering 2006-07 season

### A League Leader

Bruce Pearl has coached 57 consecutive regular season league games where his team has either been in first place or within a game of first place. The streak began at UW-Milwaukee where he coached 41 consecutive games in that situation and it has continued through his 16 SEC games at Tennessee. In 2005-06 the Vols won the SEC's Eastern Division championship with a 12-4 conference mark. The last time Pearl was not within a game of first place was Jan. 23, 2003 when UWM was entering a game with Butler, 1 1/2 games behind the Bulldogs in the conference standings.

### Honored For His Success

After leading Tennessee to a 22-8 overall record, an SEC Eastern Division championship and a No. 2 seed in the NCAA Tournament, Pearl was named the Associated Press SEC Coach of the Year and was named the national coach of the year by *The Sporting News*. Pearl has earned league coach of the year honors six times at Southern Indiana, UW-Milwaukee and Tennessee.

### If You Build It, They Will Come

In 2005-06 Tennessee ranked fifth nationally in home attendance with an average of 17,954, an increase of 5,504 per game over the previous season. This year, season ticket sales are the highest since the first year that Thompson-Boling Arena was open.

### Giving Back

Pearl is one of the most popular speakers in the state, speaking to hundreds of student groups, civic organizations and clubs throughout Knoxville and the state of Tennessee each year. His team has also been very active in community service. Some of the events the team has participated in include: the Susan G. Komen Race For The Cure, hosting the Boys & Girls Club, the Knoxville Walk for Diabetes and the Children's Miracle Network telethon.

### He's Got Rank

At a speaking engagement in Chris Lofton's hometown of Maysville, Ky., Pearl was presented with a key to the city and was presented a certificate making him a Kentucky Colonel.

### What They Say...

"He is an easy guy to play for. He lets you do what you do best. He has motivated me to be a better all-around player, not just a shooter. I'd tell all of the great players to come to the University of Tennessee to play for Coach Pearl."

- Chris Lofton, 2006 Second Team All-America

"He knows how to put players in position to succeed as an individual and as a team. He makes all of us believe that the more success the team has, the more individuals will get recognized."

- Dane Bradshaw, Senior Guard/Forward

"He's a player's coach. He does everything in his power to make sure your experience off the court is as good as your experience on the court. That was all I needed to know about him."

- Duke Crews, Freshman Forward

"Coach Pearl gets all the credit for my success because he turned me into the player I've become. He was the one who got me to attack the basket and allowed me to play more aggressive."


- C.J. Watson, 2006 2nd Team All-SEC

"Pearl has done a magnificent job of building confidence and belief in his players - and of selling his program to those closest to it - his own students and fans."

- Jay Bilas, ESPN

"When you are around the man you see why he is so successful."

- Steve Lavin, ESPN



### The Pearl File

Year	School	Overall	Conference	Postseason
1992-93	Southern Indiana	22-7 .759	14-4 .788	NCAA II Tournament (1-1)
1993-94	Southern Indiana	28-4 .875	16-2 .889	NCAA II Tournament (4-1) <i>National Runner-up</i>
1994-95	Southern Indiana	29-4 .879	15-3 .833	NCAA II Tournament (6-0) <i>National Champion</i>
1995-96	Southern Indiana	25-4 .862	18-2 .900	NCAA II Tournament (1-1) <i>Sweet 16</i>
1996-97	Southern Indiana	23-5 .821	16-4 .800	NCAA II Tournament (0-1)
1997-98	Southern Indiana	27-6 .818	14-5 .736	NCAA II Tournament (1-1) <i>Sweet 16</i>
1998-99	Southern Indiana	26-6 .813	18-4 .818	NCAA II Tournament (2-1) <i>Sweet 16</i>
1999-00	Southern Indiana	25-6 .806	17-3 .850	NCAA II Tournament (1-1) <i>Sweet 16</i>
2000-01	Southern Indiana	26-4 .867	18-2 .900	NCAA II Tournament (0-1)
2001-02	UW-Milwaukee	16-13 .552	11-5 .688	
2002-03	UW-Milwaukee	24-8 .750	13-3 .813	NCAA Tournament (0-1)
2003-04	UW-Milwaukee	20-11 .645	13-3 .813	National Invitation Tournament (1-1)
2004-05	UW-Milwaukee	26-6 .813	14-2 .875	NCAA Tournament (2-1) <i>Sweet 16</i>
2005-06	Tennessee	22-8 .733	12-4 .750	NCAA Tournament (1-1)
2006-07	Tennessee	10-2 .833	0-0 .000	
Totals	14 seasons	349-94 .788		NCAA Tournament (19-12)

at Tennessee: 32-10 (2nd year)


at UW-Milwaukee: 86-38 (4 years) at Southern Indiana: 231-46 (9 years)

**Bradshaw Recently**

One of the most versatile players in the nation, was recruited to play point guard at UT but will spend considerable time playing as an undersized power forward ... A leader on and off the court ... Assist-to-turnover ratio over the last five games is 33-to-10 ... Has led the Vols in assists in eight of their 12 games this season ... Leads the team in assists (52) and tied for the lead in steals (27)... Has 10 blocks in 12 games this season after only recording 20 blocks in 89 games during his first three years ... Tip-in with 1.9 seconds left in the game lifted Vols to 79-77 win over previously unbeaten and 15th-ranked Oklahoma State (12/18/06) ... Has three career game-winning baskets in career, he scored the game winning basket in both games against Florida last season ... Recorded a career-high nine assists against Coppin State (11/19/06) ... Had 12 points, seven rebounds and five assists in the season-opener against Middle Tennessee (11/10/06).

**Noting Bradshaw**

Earned his bachelor's degree in communications in just three years and is currently taking graduate level courses in sports management ... Named to the 2005-06 Southeastern Conference Winter Academic Honor Roll ... Played the second half of the 2005-06 season with a wrist injury that required surgery immediately following the season ... Received the Team Before Self Award after playing much of the season with the injury ... Tennessee's top returner in rebounds (5.4), assists (116) and blocked shots (11) ... Assist/turnover ratio of 2.76 led the Southeastern Conference in 2005-06 ... Had a streak of 181 minutes (seven games) without a turnover in 2006 ... Models his game after Jason Kidd ... Teammates say that he looks like Superman ... Has had his high school jersey retired ... The youngest of four children, each of which have played basketball on the collegiate level ... In a poll of the Vols, was voted the hardest worker and the most competitive player on the team ... Lists Mother Teresa as the most famous person he has met ... A rabid Philadelphia Eagles football fan.



Season/Career Highs	
<b>Points</b>	
Season	12 Two times; last vs. Murray State (12/1/06)
Career	21 at Memphis (1/18/06)
<b>Rebounds</b>	
Season	7 vs. Middle Tennessee (11/10/06)
Career	12 Two times; last vs. Vanderbilt (2/1/06)
<b>Assists</b>	
Season	9 vs. Coppin State (11/19/06)
Career	Same
<b>Blocks</b>	
Season	2 Three times; last vs. No. Carolina (11/24/06)
Career	3 vs. Appalachian State (12/6/05)
<b>Steals</b>	
Season	5 Two times; last at La.-Lafayette (11/27/06)
Career	5 Four times; last at La.-Lafayette (11/27/06)
<b>Field Goals Made</b>	
Season	5 vs. Memphis (12/6/06)
Career	9 at Memphis (1/18/06)
<b>Field Goals Attempted</b>	
Season	14 vs. Memphis (12/6/06)
Career	Same
<b>3-Pt Field Goals Made</b>	
Season	2 vs. Murray State (12/1/06)
Career	3 at Florida (2/22/06)
<b>3-Pt Field Goals Attempted</b>	
Season	4 vs. Memphis (12/6/06)
Career	6 at Florida (2/22/06)
<b>Free Throws Made</b>	
Season	4 vs. Middle Tennessee (11/10/06)
Career	7 vs. East Tennessee State (11/18/05)
<b>Free Throws Attempted</b>	
Season	7 vs. Middle Tennessee (11/10/06)
Career	8 vs. East Tennessee State (11/18/05)
<b>Minutes</b>	
Season	34 vs. Memphis (12/6/06)
Career	34 Two times; last vs. Memphis (12/6/06)

**2006-07 Game-By-Game**

	Start	FG-A	3P-A	FT-A	Reb	PF	TP	A	TO	BK	S	Min
Nov. 10	Middle Tennessee	f	4-7	0-1	4-7	1	12	5	2	2	3	28
Nov. 13	1-Fordham	f	2-4	1-2	1-5	3	6	3	0	1	2	24
Nov. 14	1-UNC Wilmington	f	0-4	0-2	0-0	2	0	2	3	1	2	22
Nov. 19	Coppin State	f	3-3	1-1	1-3	1	8	9	4	1	1	20
Nov. 22	1-Butler	f	1-5	0-3	2-2	2	4	0	2	2	0	31
Nov. 24	1-North Carolina	f	4-7	1-2	1-3	3	10	7	2	2	5	27
Nov. 27	at La.-Lafayette	f	2-7	1-3	2-2	1	7	6	2	0	5	29
Dec. 1	Murray State	f	4-6	2-3	2-4	4	12	5	0	0	2	19
Dec. 6	Memphis	f	5-14	0-4	1-2	2	11	1	2	1	1	34
Dec. 16	Western Kentucky	f	2-4	0-0	2-4	2	6	3	2	0	3	23
Dec. 18	2-Oklahoma State	f	3-9	0-2	1-2	2	7	5	1	0	3	22
Dec. 23	Texas	f	1-6	0-2	1-2	1	3	6	1	0	0	24
Dec. 28	Tennessee Tech											
Dec. 30	East Tennessee State											
Jan. 7	Mississippi State											
Jan. 10	at Vanderbilt											
Jan. 13	at Ohio State											
Jan. 17	at Auburn											
Jan. 20	South Carolina											
Jan. 24	at Ole Miss											
Jan. 28	at Kentucky											
Jan. 31	Georgia											
Feb. 3	at Florida											
Feb. 6	LSU											
Feb. 10	Vanderbilt											
Feb. 13	Kentucky											
Feb. 17	at South Carolina											
Feb. 21	Alabama											
Feb. 24	at Arkansas											
Feb. 27	Florida											
March 3	at Georgia											
March 8	3-SEC Tournament											

1-NIT Season Tip-Off; 2-at the Gaylord Entertainment Center (Nashville, Tenn.); 3-Southeastern Conference Tournament (Atlanta, Ga.)

**Career Statistics**


Year	GP-GS	Min	Avg	FG-A	Pct	3FG-A	Pct	FT-A	Pct	Off-Def-Rebs	Avg	PF-FO	Ast	TO	Blk	Stl	Pts	Avg
2004	29-5	439	15.1	35-84	.417	6-27	.222	24-41	.585	9-53-62	2.1	61-1	48	41	4	15	100	3.4
2005	30-8	521	17.4	32-80	.400	6-23	.261	19-33	.576	11-57-68	2.3	60-1	57	37	5	24	89	3.0
2006	30-30	820	27.3	77-188	.410	20-74	.270	39-67	.582	45-117-162	5.4	82-0	116	42	11	56	213	7.1
2007	12-12	303	25.3	31-76	.408	6-25	.240	18-36	.500	14-35-49	4.1	24-0	52	21	10	27	86	7.2
Total	101-55	2083	20.6	175-428	.409	38-149	.255	100-177	.565	79-262-341	3.4	227-2	273	141	30	122	488	4.8

**Childress Recently**

Has scored 64 points in his first 12 games this season after scoring just 36 points in 29 contests as a freshman last season ... Averaging 5.3 points per game coming off the bench ... Is averaging 4.1 rebounds per game this season after only averaging 1.2 rpg his freshman season ... Almost half (21 of 49) of his rebounds have come at the offensive end of the court ... Already this season he has set or tied career marks for points, rebounds, assists, blocks and steals ... Grabbed a career-high 10 rebounds, tied a career-high with two steals and scored seven points against Western Kentucky (12/16/06) ... Recorded a career-high 14 points against UNC Wilmington (11/14/06) ... Had then career-marks for points (10) and rebounds (5) in just 17 minutes of action against Middle Tennessee (11/10/06).

**Noting Childress**

Worked hard in the weight room during the summer, shedding 20 pounds and adding seven inches to his vertical jump ... One of three scholarship players on the roster that is taller than 6-foot-5 ... Half of his rebounds (18 of 36) came at the offensive end of the court last season ... Favorite all-time NBA player is former Chicago Bull Bill Wennington ... Models his game after Bill Laimbeer ... Describes his style of play as "physical" ... Says that the thing that surprised him the most about Tennessee was how good the sweet tea is ... Averaged 16.0 points and 8.7 rebounds per game while leading the Crusaders to a 22-4 record and the Division I state Final Four as a senior ... Helped the Crusaders win a state championship as a sophomore ... Finished his career as the all-time winningest player in Moeller history.



**2006-07 Game-By-Game**

	Start	FG-A	3P-A	FT-A	Reb	PF	TP	A	TO	BK	S	Min
Nov. 10	Middle Tennessee	3-8	0-2	4-5	2-3-5	0	10	1	1	0	0	17
Nov. 13	1-Fordham	3-5	1-2	2-2	3-1-4	1	9	0	1	0	2	16
Nov. 14	1-UNC Wilmington	6-9	1-3	1-4	4-1-5	3	14	0	4	2	1	18
Nov. 19	Coppin State	4-5	0-1	2-4	0-2-2	2	10	4	2	0	0	18
Nov. 22	1-Butler	0-0	0-0	1-2	0-4-4	2	1	0	2	0	1	12
Nov. 24	1-North Carolina	0-3	0-1	0-0	0-2-2	1	0	0	0	0	0	13
Nov. 27	at La.-Lafayette	1-4	0-2	0-2	3-1-4	2	2	0	0	0	1	11
Dec. 1	Murray State	3-6	1-2	0-0	3-2-5	2	7	0	2	1	0	16
Dec. 6	Memphis	0-1	0-0	0-0	1-0-1	1	0	0	0	1	0	6
Dec. 16	Western Kentucky	2-4	1-1	2-2	5-5-10	0	7	3	2	1	2	22
Dec. 18	2-Oklahoma State	1-6	0-3	0-0	0-1-1	1	2	0	0	0	0	17
Dec. 23	Texas	1-2	0-1	0-0	0-6-6	4	2	2	0	0	0	16
Dec. 28	Tennessee Tech											
Dec. 30	East Tennessee State											
Jan. 7	Mississippi State											
Jan. 10	at Vanderbilt											
Jan. 13	at Ohio State											
Jan. 17	at Auburn											
Jan. 20	South Carolina											
Jan. 24	at Ole Miss											
Jan. 28	at Kentucky											
Jan. 31	Georgia											
Feb. 3	at Florida											
Feb. 6	LSU											
Feb. 10	Vanderbilt											
Feb. 13	Kentucky											
Feb. 17	at South Carolina											
Feb. 21	Alabama											
Feb. 24	at Arkansas											
Feb. 27	Florida											
March 3	at Georgia											
March 8	3-SEC Tournament											

1-NIT Season Tip-Off; 2-at the Gaylord Entertainment Center (Nashville, Tenn.); 3-Southeastern Conference Tournament (Atlanta, Ga.)

**Career Statistics**

Year	GP-GS	Min	Avg	FG-A	Pct	3FG-A	Pct	FT-A	Pct	Off-Def-Rebs	Avg	PF-FO	Ast	TO	Blk	Stl	Pts	Avg
2006	29-0	172	5.9	9-26	.346	2-9	.222	16-23	.696	18-18-36	1.2	33-1	15	12	2	4	36	1.2
2007	12-0	182	15.2	24-53	.453	4-18	.222	12-21	.571	21-28-49	4.1	19-0	10	14	5	7	64	5.3
Total	41-0	354	8.6	33-79	.418	6-27	.222	28-44	.636	39-46-85	2.1	52-1	25	26	7	11	100	2.4

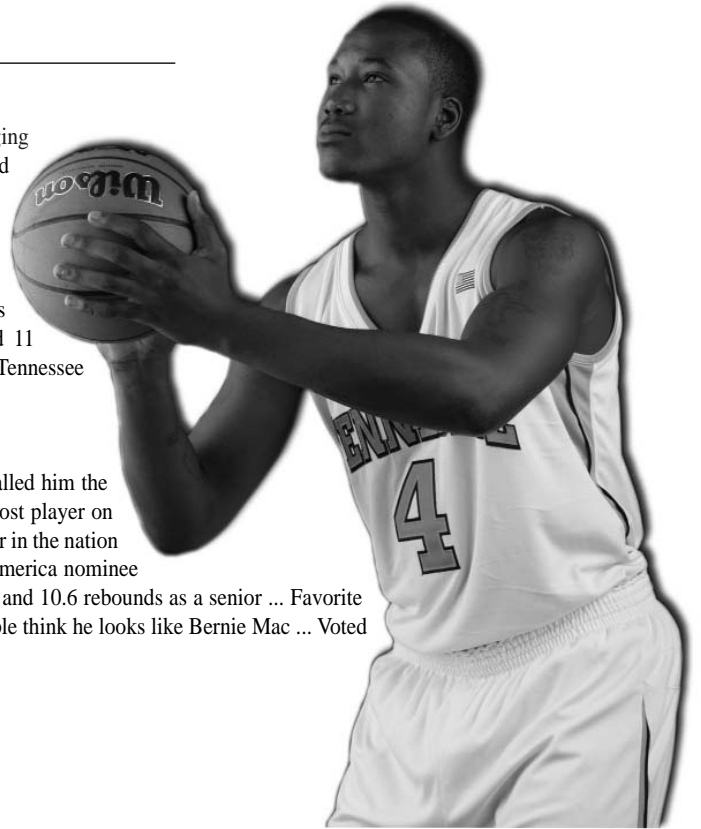
<b>Season/Career Highs</b>	
<b>Points</b>	
Season	14 vs. UNC Wilmington (11/14/06)
Career	Same
<b>Rebounds</b>	
Season	10 vs. Western Kentucky (12/16/06)
Career	Same
<b>Assists</b>	
Season	4 vs. Coppin State (11/19/06)
Career	Same
<b>Blocks</b>	
Season	2 vs. UNC Wilmington (11/14/06)
Career	2 Two times; last vs. UNC Wilmington (11/14/06)
<b>Steals</b>	
Season	2 Two times; last vs. Western Kentucky (12/16/06)
Career	Same
<b>Field Goals Made</b>	
Season	6 vs. UNC Wilmington (11/14/06)
Career	Same
<b>Field Goals Attempted</b>	
Season	9 vs. UNC Wilmington (11/14/06)
Career	Same
<b>3-Pt Field Goals Made</b>	
Season	1 Four times; last vs. Western Kentucky (12/16/06)
Career	1 Six times; last vs. Western Kentucky (12/16/06)
<b>3-Pt Field Goals Attempted</b>	
Season	3 Two times; last vs. Oklahoma State (12/18/06)
Career	4 at Mississippi State (1/25/06)
<b>Free Throws Made</b>	
Season	4 vs. Middle Tennessee (11/10/06)
Career	Same
<b>Free Throws Attempted</b>	
Season	5 vs. Middle Tennessee (11/10/06)
Career	5 Two times; last vs. Middle Tennessee (11/10/06)
<b>Minutes</b>	
Season	22 vs. Western Kentucky (12/16/06)
Career	Same

**Chism Recently**

The first Vol off the bench in 10 of the Vols' 12 games ... Last two games is averaging 13.5 points and 7.0 rebounds ... Earned his first career start against 16th-ranked Memphis (12/6/06) ... Leading the team with 6.0 rebounds per game despite playing 17.7 minutes per game ... Hit three 3-pointers on his way to scoring 12 points against North Carolina ... Shooting 37.9 percent (11-of-29) from 3-point range ... With 11 points and 11 rebounds against Coppin State (11/19/06), he became the first Tennessee freshman to record a double-double since Vincent Yarbrough had 22 points and 11 rebounds against Georgia on Jan. 20, 1999 ... Scored 10 points and had 11 rebounds in just 11 minutes of action in his collegiate debut against Middle Tennessee (11/10/06).

**Noting Chism**

Named Best Rebounder of the SEC Newcomers by *Lindy's* ... *The Sporting News* called him the SEC's Top Impact Newcomer ... Timed as the fourth-fastest player and the fastest post player on the team in a 40-yard sprint ... Rivals.com four-star prospect and No. 34 overall player in the nation among the Class of 2006 ... Tennessee Mr. Basketball finalist ... McDonald's All-America nominee ... Participated in the 2006 Derby Classic in Louisville, Ky. ... Averaged 16.1 points and 10.6 rebounds as a senior ... Favorite pregame meal is chicken nuggets ... Models his game after Tim Duncan ... Says people think he looks like Bernie Mac ... Voted the funniest player on the Vols roster in a poll of his teammates.

**2006-07 Game-By-Game**

	Start	FG-A	3P-A	FT-A	Reb	PF	TP	A	TO	BK	S	Min
Nov. 10	Middle Tennessee	4-6	0-1	2-3	3-4-7	4	10	1	1	0	1	11
Nov. 13	1-Fordham	3-9	0-2	0-0	2-3-5	3	6	0	2	0	0	18
Nov. 14	1-UNC Wilmington	3-9	1-2	1-1	0-4-4	1	8	2	0	0	1	18
Nov. 19	Coppin State	4-9	2-3	1-3	3-8-11	2	11	0	1	1	0	18
Nov. 22	1-Butler	1-8	1-3	2-8	2-2-4	3	5	0	0	1	0	18
Nov. 24	1-North Carolina	4-6	3-4	1-5	1-3-4	4	12	0	2	0	0	19
Nov. 27	at La.-Lafayette	2-9	1-3	4-6	6-3-9	3	9	0	2	0	1	22
Dec. 1	Murray State	3-9	1-3	6-8	4-5-9	3	13	2	2	0	0	19
Dec. 6	Memphis	f 1-6	1-3	0-0	2-3-5	2	3	1	2	1	0	19
Dec. 16	Western Kentucky	0-1	0-0	0-0	0-0-0	4	0	1	1	1	1	12
Dec. 18	2-Oklahoma State	3-6	0-2	3-5	3-3-6	4	9	0	0	0	1	14
Dec. 23	Texas	7-9	1-3	3-6	1-7-8	4	18	0	0	0	0	24
Dec. 28	Tennessee Tech											
Dec. 30	East Tennessee State											
Jan. 7	Mississippi State											
Jan. 10	at Vanderbilt											
Jan. 13	at Ohio State											
Jan. 17	at Auburn											
Jan. 20	South Carolina											
Jan. 24	at Ole Miss											
Jan. 28	at Kentucky											
Jan. 31	Georgia											
Feb. 3	at Florida											
Feb. 6	LSU											
Feb. 10	Vanderbilt											
Feb. 13	Kentucky											
Feb. 17	at South Carolina											
Feb. 21	Alabama											
Feb. 24	at Arkansas											
Feb. 27	Florida											
March 3	at Georgia											
March 8	3-SEC Tournament											

1-NIT Season Tip-Off; 2-at the Gaylord Entertainment Center (Nashville, Tenn.); 3-Southeastern Conference Tournament (Atlanta, Ga.)

**Career Statistics**

Year	GP-GS	Min	Avg	FG-A	Pct	3FG-A	Pct	FT-A	Pct	Off-Def-Rebs	Avg	PF-FO	Ast	TO	Blk	Stl	Pts	Avg
2007	12-1	212	17.7	35-87	.402	11-29	.379	23-45	.511	27-45-72	6.0	37-0	7	13	4	5	104	8.7

**Season/Career Highs****Points**

Season 18 vs. Texas (12/23/06)

Career Same

**Rebounds**

Season 11 vs. Coppin State (11/19/06)

Career Same

**Assists**

Season 2 Two times; last vs. Murray State (12/1/06)

Career Same

**Blocks**

Season 1 Four times; last vs. Western Kentucky (12/16/06)

Career Same

**Steals**

Season 1 Five times; last vs. Oklahoma State (12/18/06)

Career Same

**Field Goals Made**

Season 7 vs. Texas (12/23/06)

Career Same

**Field Goals Attempted**

Season 9 Six times; last vs. Texas (12/23/06)

Career Same

**3-Pt Field Goals Made**

Season 3 vs. North Carolina (11/24/06)

Career Same

**3-Pt Field Goals Attempted**

Season 4 vs. North Carolina (11/24/06)

Career Same

**Free Throws Made**

Season 6 vs. Murray State (12/1/06)

Career Same

**Free Throws Attempted**

Season 8 Two times; last vs. Murray State (12/1/06)

Career Same

**Minutes**

Season 24 vs. Texas (12/23/06)

Career Same

**Crews Recently**

A very active big man who runs the court well ... One of the emotional leaders of the club ... Named SEC Freshman of the Week on Dec. 24 after averaging 16.5 points and 8.5 rebounds in wins over Oklahoma State and Texas ... Is third on the team in scoring averaging 10.4 ppg and second on the team in rebounds averaging 5.8 rpg ... 35 of his 70 rebounds have come on the offensive end ... Scored 16 points and had eight rebounds and a key block of a late Kevin Durant shot in UT's win over Texas (12/23/06) ... Nearly had a double-double with a career-high 17 points and nine rebounds against 14th-ranked Oklahoma State (12/18/06) ... Narrowly missed getting the double-double with nine points and 10 rebounds against 16th-ranked Memphis (12/6/06) ... A starter in each of his first eight games, requested that Wayne Chism take his place in the starting lineup against Memphis (12/6/06) so that Chism could be in the starting lineup when the Vols played against the school located not far from his hometown ... Had 13 points and eight rebounds (five offensive) in 21 minutes against UNC Wilmington (11/14/06) ... Earned a starting assignment in his first collegiate game..

**Noting Crews**

Named the SEC Newcomer of the Year by *Lindy's* and *Athlon* ... In a poll of the Vols, was voted the best athlete on the team ... Before arriving at UT in July 2006, had not spent much time in the weight room ... Since arriving in Knoxville has added 15 pounds to his frame ... Rivals.com five-star prospect and No. 26 overall player ... A third team selection to the 50th annual Parade All-American high school boys basketball team ... Had seven points, seven rebounds and a block in 21 minutes at the Jordan All-American Classic in New York City's Madison Square Garden ... Registered 12 points, 12 rebounds and seven blocks at the 2006 Derby Festival Basketball Classic in Louisville, Ky. ... 2006 Associated Press All-State Group AAA first team selection ... Averaged 21 points and 13 rebounds while leading Bethel to a 27-1 record regional and district championships as a senior ... Attended the same high school as NBA star Allen Iverson ... Wears the No. 32 because it is the same number that his brother wore ... Lists his brother, Terrence Patrick, as the person who has had the most influence on his life ... Says the most rewarding thing about being at Tennessee is playing for Coach Pearl.



**2006-07 Game-By-Game**


	Start	FG-A	3P-A	FT-A	Reb	PF	TP	A	TO	BK	S	Min
Nov. 10	Middle Tennessee	f	2-6	0-0	1-2	0-2-2	3	5	1	2	1	21
Nov. 13	1-Fordham	f	3-6	0-0	5-6	3-2-5	2	11	0	1	1	22
Nov. 14	1-UNC Wilmington	f	4-6	0-0	5-8	5-3-8	1	13	0	2	0	21
Nov. 19	Coppin State	f	6-11	0-0	1-1	2-4-6	4	13	0	0	1	19
Nov. 22	1-Butler	f	2-5	0-0	0-0	1-2-3	0	4	0	0	0	19
Nov. 24	1-North Carolina	f	4-10	0-0	2-4	4-2-6	2	10	0	1	0	21
Nov. 27	at La.-Lafayette	f	3-5	0-0	1-3	3-2-5	4	7	1	2	0	18
Dec. 1	Murray State	f	4-9	0-0	4-7	3-2-5	0	12	1	2	0	20
Dec. 6	Memphis		3-6	0-0	3-4	3-7-10	3	9	1	1	3	21
Dec. 16	Western Kentucky	f	4-7	0-0	0-0	2-1-3	4	8	1	3	0	24
Dec. 18	2-Oklahoma State	f	8-11	0-0	1-3	5-4-9	4	17	1	1	0	26
Dec. 23	Texas	f	8-13	0-0	0-0	4-4-8	3	16	3	3	1	35
Dec. 28	Tennessee Tech											
Dec. 30	East Tennessee State											
Jan. 7	Mississippi State											
Jan. 10	at Vanderbilt											
Jan. 13	at Ohio State											
Jan. 17	at Auburn											
Jan. 20	South Carolina											
Jan. 24	at Ole Miss											
Jan. 28	at Kentucky											
Jan. 31	Georgia											
Feb. 3	at Florida											
Feb. 6	LSU											
Feb. 10	Vanderbilt											
Feb. 13	Kentucky											
Feb. 17	at South Carolina											
Feb. 21	Alabama											
Feb. 24	at Arkansas											
Feb. 27	Florida											
March 3	at Georgia											
March 8	3-SEC Tournament											

1-NIT Season Tip-Off; 2-at the Gaylord Entertainment Center (Nashville, Tenn.); 3-Southeastern Conference Tournament (Atlanta, Ga.)

**Career Statistics**

Year	GP-GS	Min	Avg	FG-A	Pct	3FG-A	Pct	FT-A	Pct	Off-Def-Rebs	Avg	PF-FO	Ast	TO	Blk	Stl	Pts	Avg
2007	12-11	267	22.3	51-95	.537	0-0	.000	23-38	.605	35-35-70	5.8	30-0	9	18	7	9	125	10.4

Season/Career Highs	
<b>Points</b>	
Season	17 vs. Oklahoma State (12/18/06)
Career	Same
<b>Rebounds</b>	
Season	10 vs. Memphis (12/6/06)
Career	Same
<b>Assists</b>	
Season	3 vs. Texas (12/23/06)
Career	Same
<b>Blocks</b>	
Season	3 vs. Memphis (12/6/06)
Career	Same
<b>Steals</b>	
Season	2 Two times; last vs. Texas (12/23/06)
Career	Same
<b>Field Goals Made</b>	
Season	8 Two times; last vs. Texas (12/23/06)
Career	Same
<b>Field Goals Attempted</b>	
Season	13 vs. Texas (12/23/06)
Career	Same
<b>3-Pt Field Goals Made</b>	
Season	0
Career	Same
<b>3-Pt Field Goals Attempted</b>	
Season	0
Career	Same
<b>Free Throws Made</b>	
Season	5 Two times; last vs. UNC Wilmington (11/14/06)
Career	Same
<b>Free Throws Attempted</b>	
Season	8 vs. UNC Wilmington (11/14/06)
Career	Same
<b>Minutes</b>	
Season	35 vs. Texas (12/23/06)
Career	Same



**Howell Recently**

Expected to miss the next 6-8 weeks after sustaining a fracture to his right (shooting) hand Thursday, Dec. 21, during practice ... With Howell in the starting lineup, the Vols cut their turnovers by nearly five per game ... Is one of only two Vols to have more assists than turnovers (22 assists, 8 turnovers) ... In the five games he has started he averaged only one turnover over per 21.2 minutes played (5 turnovers in 106 minutes played) ... Passed out a career-high five assists against North Carolina (11/24/06) ... Made his first career start against La.-Lafayette (11/27/06), playing a career-high 30 minutes and grabbing a career-high three rebounds ... Gave the Vols a boost off the bench against UNC Wilmington (11/14/06) when he calmly guided the offense for 13 minutes ... Unexpectedly came off the bench in the season-opener and sparked the Vols with a pair of assists in two minutes of action against Middle Tennessee (11/10/06) ... Missed the first month of practice with a broken bone in his shooting hand ... The most experienced point guard on the Tennessee roster ... Saw limited action in the exhibition games because of the hand injury ... Scored six points in eight minutes of play against Tusculum.

**Noting Howell**

Voted by his teammates as the most improved player on the team ... Says that he models his game after his older brother Brett ... Favorite all-time NBA player is Pete Maravich ... Wears the No. 15 jersey because its the same number both his father and brother wore at Auburn ... Practiced with the team while redshirting the 2003-04 season ... Father, Rex, played basketball for Auburn in 1966 ... Uncle, Alex Howell, was a two-year starter and a 1967 All-SEC selection for the Auburn basketball team.

**Season/Career Highs**

<b>Points</b>	
Season	6 vs. Coppin State (11/19/06)
Career	8 vs. Oklahoma State (12/22/05)
<b>Rebounds</b>	
Season	3 at La.-Lafayette (11/27/06)
Career	Same
<b>Assists</b>	
Season	5 vs. North Carolina (11/24/06)
Career	Same
<b>Blocks</b>	
Season	0
Career	Same
<b>Steals</b>	
Season	2 vs. Murray State (12/1/06)
Career	2 Two times; last vs. Murray State (12/1/06)
<b>Field Goals Made</b>	
Season	2 Two times; last vs. Oklahoma State (12/18/06)
Career	3 vs. Oklahoma State (12/22/05)
<b>Field Goals Attempted</b>	
Season	6 vs. North Carolina (11/24/06)
Career	Same
<b>3-Pt Field Goals Made</b>	
Season	2 vs. Coppin State (11/19/06)
Career	2 Five times; last vs. Coppin State (11/19/06)
<b>3-Pt Field Goals Attempted</b>	
Season	5 vs. North Carolina (11/24/06)
Career	Same
<b>Free Throws Made</b>	
Season	2 Three times; last vs. Memphis (12/6/06)
Career	2 Four times; last vs. Memphis (12/6/06)
<b>Free Throws Attempted</b>	
Season	2 Three times; last vs. Memphis (12/6/06)
Career	2 Five times; last vs. Memphis (12/6/06)
<b>Minutes</b>	
Season	30 at La.-Lafayette (11/27/06)
Career	Same

**2006-07 Game-By-Game**

	Start	FG-A	3P-A	FT-A	Reb	PF	TP	A	TO	BK	S	Min
Nov. 10	Middle Tennessee	0-1	0-1	0-0	0-0-0	0	0	2	0	0	0	2
Nov. 13	1-Fordham	DNP										
Nov. 14	1-UNC Wilmington	0-1	0-1	0-0	0-0-0	2	0	0	1	0	0	13
Nov. 19	Coppin State	2-4	2-3	0-0	0-1-1	2	6	2	1	0	0	13
Nov. 22	1-Butler	0-4	0-4	0-0	0-0-0	1	0	1	1	0	1	20
Nov. 24	1-North Carolina	1-6	1-5	2-2	0-0-0	1	5	5	0	0	0	20
Nov. 27	at La.-Lafayette	g	1-3	1-3	2-2	0-3-3	1	5	3	2	0	30
Dec. 1	Murray State	g	1-4	1-4	0-0	0-0-0	3	3	3	1	0	22
Dec. 6	Memphis	g	1-1	1-1	2-2	0-2-2	2	5	2	0	0	18
Dec. 16	Western Kentucky	g	1-1	0-0	0-0	0-1-1	0	2	3	1	0	18
Dec. 18	2-Oklahoma State	g	2-3	0-1	1-1	1-1-2	2	5	1	1	0	18
Dec. 23	Texas	DNP - Injured										
Dec. 28	Tennessee Tech											
Dec. 30	East Tennessee State											
Jan. 7	Mississippi State											
Jan. 10	at Vanderbilt											
Jan. 13	at Ohio State											
Jan. 17	at Auburn											
Jan. 20	South Carolina											
Jan. 24	at Ole Miss											
Jan. 28	at Kentucky											
Jan. 31	Georgia											
Feb. 3	at Florida											
Feb. 6	LSU											
Feb. 10	Vanderbilt											
Feb. 13	Kentucky											
Feb. 17	at South Carolina											
Feb. 21	Alabama											
Feb. 24	at Arkansas											
Feb. 27	Florida											
March 3	at Georgia											
March 8	3-SEC Tournament											

1-NIT Season Tip-Off; 2-at the Gaylord Entertainment Center (Nashville, Tenn.); 3-Southeastern Conference Tournament (Atlanta, Ga.)

**Career Statistics**

Year	GP-GS	Min	Avg	FG-A	Pct	3FG-A	Pct	FT-A	Pct	Off-Def-Rebs	Avg	PF-FO	Ast	TO	Blk	Stl	Pts	Avg
2005	19-0	116	6.1	7-29	.241	7-28	.250	0-0	.000	1-3-4	0.2	6-0	8	5	0	2	21	1.1
2006	30-0	233	7.8	20-50	.400	15-38	.395	3-4	.750	2-9-11	0.4	27-0	20	11	0	3	58	1.9
2007	10-5	174	17.4	9-28	.321	6-23	.261	7-7	1.000	1-8-9	0.9	14-0	22	8	0	3	31	3.1
Total	59-5	523	8.9	36-107	.336	28-89	.315	10-11	.909	4-20-24	0.4	47-0	50	24	0	8	110	1.9

# Marques Johnson


G • 6-5 • 205 • Fr. • Fort Wayne, Ind. (Snider HS)

## Johnson Recently

Coming off the bench primarily to provide depth at the point guard spot but may also see time at shooting guard ... Had four assists and no turnovers in his first collegiate game against Middle Tennessee (11/10/06) ... Had seven assists and just two turnovers to go with 5.5 points per game in UT's two exhibition games.

## Noting Johnson

HoopScoopOnline.com's 37th-best prospect in the country ... Participated in the 2006 Derby Classic in Louisville, Ky. ... Led Snider High School to its first sectional championship in more than 20 years while averaging 15.1 points, 7.0 rebounds and 3.3 assists per game as a senior ... Led the Panthers to a 50-15 record in his three seasons ... Says the thing that surprised him the most about Tennessee is how good the weather is ... Says that the best part of his game is his versatility ... Models his game after Utah Jazz guard Deron Williams ... Teammates say he looks like former Los Angeles Laker Rick Fox.



## 2006-07 Game-By-Game

	Start	FG-A	3P-A	FT-A	Reb	PF	TP	A	TO	BK	S	Min
Nov. 10	Middle Tennessee	1-1	0-0	1-1	0-1-1	2	3	4	0	0	0	18
Nov. 13	1-Fordham	0-2	0-1	2-2	0-0-0	2	2	1	3	0	0	15
Nov. 14	1-UNC Wilmington	0-2	0-0	0-2	0-1-1	1	0	0	1	0	1	4
Nov. 19	Coppin State	1-3	1-2	0-0	0-0-0	3	3	0	2	0	0	8
Nov. 22	1-Butler			DNP								
Nov. 24	1-North Carolina			DNP								
Nov. 27	at La.-Lafayette			DNP								
Dec. 1	Murray State			DNP								
Dec. 6	Memphis			DNP								
Dec. 16	Western Kentucky			DNP								
Dec. 18	2-Oklahoma State			DNP								
Dec. 23	Texas			DNP								
Dec. 28	Tennessee Tech											
Dec. 30	East Tennessee State											
Jan. 7	Mississippi State											
Jan. 10	at Vanderbilt											
Jan. 13	at Ohio State											
Jan. 17	at Auburn											
Jan. 20	South Carolina											
Jan. 24	at Ole Miss											
Jan. 28	at Kentucky											
Jan. 31	Georgia											
Feb. 3	at Florida											
Feb. 6	LSU											
Feb. 10	Vanderbilt											
Feb. 13	Kentucky											
Feb. 17	at South Carolina											
Feb. 21	Alabama											
Feb. 24	at Arkansas											
Feb. 27	Florida											
March 3	at Georgia											
March 8	3-SEC Tournament											

1-NIT Season Tip-Off; 2-at the Gaylord Entertainment Center (Nashville, Tenn.); 3-Southeastern Conference Tournament (Atlanta, Ga.)

## Career Statistics

Year	GP-GS	Min	Avg	FG-A	Pct	3FG-A	Pct	FT-A	Pct	Off-Def-Rebs	Avg	PF-FO	Ast	TO	Blk	Stl	Pts	Avg
2007	4-0	45	11.3	2-8	.250	1-3	.333	3-5	.600	0-2-2	0.5	8-0	5	6	0	1	8	2.0

## Season/Career Highs

<b>Points</b>	
Season	3 Two times; last vs. Coppin State (11/19/06)
Career	Same
<b>Rebounds</b>	
Season	1 Two times; last vs. UNC Wilmington (11/14/06)
Career	Same
<b>Assists</b>	
Season	4 vs. Middle Tennessee (11/10/06)
Career	Same
<b>Blocks</b>	
Season	0
Career	Same
<b>Steals</b>	
Season	1 vs. UNC Wilmington (11/14/06)
Career	Same
<b>Field Goals Made</b>	
Season	1 Two times; last vs. Coppin State (11/19/06)
Career	Same
<b>Field Goals Attempted</b>	
Season	3 vs. Coppin State (11/19/06)
Career	Same
<b>3-Pt Field Goals Made</b>	
Season	1 vs. Coppin State (11/19/06)
Career	Same
<b>3-Pt Field Goals Attempted</b>	
Season	2 vs. Coppin State (11/19/06)
Career	Same
<b>Free Throws Made</b>	
Season	2 vs. Fordham (11/13/06)
Career	Same
<b>Free Throws Attempted</b>	
Season	2 Two times; last vs. UNC Wilmington (11/14/06)
Career	Same
<b>Minutes</b>	
Season	18 vs. Middle Tennessee (11/10/06)
Career	Same

**Lofton In The Record Books**

Owens Tennessee single-game records for 3-pointers made (9), attempted (18) and percentage (5-for-5) and single-season records for 3-pointers made (114), attempted (261) and per game (3.80) ... Ranks second all-time at Tennessee with 258 3-pointers made and fourth with 567 attempted ... His 114 3-pointers made in 2005-06 are the second-most in SEC history.

**Lofton 's Honors**


Three-time SEC Player of the Week (Nov. 20, Dec. 11 and Dec. 24) this season ... Has won the award six times in his career which is tied for the most honors in SEC history ... Named Dick Vitale's co-National Player of the Week on Dec. 11 ... Preseason Wooden and Naismith award candidate ... Consensus first team preseason first team All-SEC selection ... Preseason first team All-America (*Street & Smith's*) while also earning All-America honors from several other preseason publications.

**Lofton Recently**

Leads the SEC with 22.5 points per game ... Has hit at least two 3-pointers in 23 consecutive games ... Registered his first career double-double with career-highs for points (35) and rebounds (11) against Texas (12/23/06) ... Drilled a 30-footer over 6-foot-9 Kevin Durant with 18 seconds left to give the Vols the lead against Texas ... Scored 34 points in Tennessee's win over 16th-ranked Memphis (12/6/06) ... With less than a minute left in the first half his 21 points were more than the Tigers' 20 points ... Has scored 30 or more points five times this season ... Has made five or more 3-pointers in a game six times this season ... Became the 39th player in UT history to score 1,000 career points against Butler (11/22/06) ... Was the only Vol to score a field goal in the final 10 minutes against UL-Lafayette (11/27/06) on his way to scoring 31 points; also knocked down seven 3-pointers against the Rajun Cajuns.

**Noting Lofton**

Spent much of the offseason working on his quickness and ball-handling ... Has said, "It's not a matter of how much I score, I don't even look at that. I look at wins." ... Voted as the strongest player on the team in a poll of his teammates ... Has done a 185-pound bench press 24 times ... Timed as the third-fastest player on the team in a 40-yard sprint ... Models his game after Seattle Sonics guard Ray Allen ... His popularity in his hometown has surpassed fellow Maysville area natives the Clooneys (George and Rosemary) and Miss America 2000 (Heather French) ... Stores in Maysville, Ky., are selling No. 5 Tennessee basketball jerseys ... Earned Kentucky's Mr. Basketball honors as a senior in 2004 ... Scored 41 points in the Kentucky-Indiana Boys' All-Star Game in Owensboro, Ky., to tie Indiana's Oscar Robertson (1956) for third-highest single-game total in the series ... Also a standout wide receiver for the Mason County football team ... Had his high school football jersey retired ... His favorite arena manager is Tim Reese.

**2006-07 Game-By-Game**

	Start	FG-A	3P-A	FT-A	Reb	PF	TP	A	TO	BK	S	Min	
Nov. 10	Middle Tennessee	g	2-6	2-3	0-0	0-0-0	4	6	0	0	2	21	
Nov. 13	1-Fordham	g	9-16	5-10	7-8	1-0-1	4	30	0	2	0	26	
Nov. 14	1-UNC Wilmington	g	7-16	2-11	1-2	2-1-3	2	17	2	2	0	28	
Nov. 19	Coppin State	g	6-11	3-6	4-4	0-3-3	1	19	1	0	0	24	
Nov. 22	1-Butler	g	3-9	2-6	0-0	0-2-2	5	8	0	5	2	0	23
Nov. 24	1-North Carolina	g	6-13	5-8	1-3	1-2-3	4	18	3	2	0	0	30
Nov. 27	at La.-Lafayette	g	12-17	7-11	0-0	1-2-3	1	31	4	2	0	4	32
Dec. 1	Murray State	g	5-9	4-7	6-8	4-1-5	1	20	0	2	0	1	28
Dec. 6	Memphis	g	12-18	6-11	4-4	1-4-5	1	34	1	4	0	1	34
Dec. 16	Western Kentucky	g	11-15	5-9	5-7	0-5-5	1	32	4	1	0	1	32
Dec. 18	2-Oklahoma State	g	5-15	3-8	7-11	4-1-5	2	20	0	2	0	2	35
Dec. 23	Texas	g	8-24	7-16	12-13	5-6-11	2	35	1	1	0	1	38
Dec. 28	Tennessee Tech												
Dec. 30	East Tennessee State												
Jan. 7	Mississippi State												
Jan. 10	at Vanderbilt												
Jan. 13	at Ohio State												
Jan. 17	at Auburn												
Jan. 20	South Carolina												
Jan. 24	at Ole Miss												
Jan. 28	at Kentucky												
Jan. 31	Georgia												
Feb. 3	at Florida												
Feb. 6	LSU												
Feb. 10	Vanderbilt												
Feb. 13	Kentucky												
Feb. 17	at South Carolina												
Feb. 21	Alabama												
Feb. 24	at Arkansas												
Feb. 27	Florida												
March 3	at Georgia												
March 8	3-SEC Tournament												

1-NIT Season Tip-Off; 2-at the Gaylord Entertainment Center (Nashville, Tenn.); 3-Southeastern Conference Tournament (Atlanta, Ga.)

**Career Statistics**

Year	GP-GS	Min	Avg	FG-A	Pct	3FG-A	Pct	FT-A	Pct	Off-Def-Rebs	Avg	PF-FO	Ast	TO	Blk	Stl	Pts	Avg
2005	31-31	914	29.5	141-293	.481	93-200	.465	35-41	.854	25-86-111	3.6	36-0	46	32	2	40	410	13.2
2006	30-30	957	31.9	174-373	.466	114-261	.437	55-60	.917	30-76-106	3.5	55-0	56	36	3	60	517	17.2
2007	12-12	351	29.3	86-169	.509	51-106	.481	47-60	.783	19-27-46	3.8	28-1	16	23	2	21	270	22.5
Total	73-73	2222	30.4	401-835	.480	258-567	.455	137-161	.851	74-189-263	3.6	119-1	118	91	7	121	1197	16.4

**Season/Career Highs****Points**

Season 35 vs. Texas (12/23/06)

Career Same

**Rebounds**

Season 11 vs. Texas (12/23/06)11

Career Same

**Assists**

Season 4 Two times; last vs. Western Kentucky (12/16/06)

Career 7 vs. UT-Chattanooga (12/5/04)

**Blocks**

Season 2 vs. Butler (11/22/06)

Career Same

**Steals**

Season 4 Two times; last at La.-Lafayette (11/27/06)

Career 5 Two times; last vs. South Carolina (1/28/06)

**Field Goals Made**

Season 12 Two times; last vs. Memphis (12/6/06)

Career Same

**Field Goals Attempted**

Season 24 vs. Texas (12/23/06)

Career Same

**3-Pt Field Goals Made**

Season 7 Two times; last vs. Texas (12/23/06)

Career 9 at Georgia (2/11/06)

**3-Pt Field Goals Attempted**

Season 16 vs. Texas (12/23/06)

Career 18 vs. Wichita State (3/18/06)

**Free Throws Made**

Season 12 vs. Texas (12/23/06)

Career Same

**Free Throws Attempted**

Season 13 vs. Texas (12/23/06)

Career Same

**Minutes**

Season 38 vs. Texas (12/23/06)


Career 38 Two times; last vs. Texas (12/23/06)

**Passley Recently**

Shaking off the rust after barely playing in a game over the last two years ... Grabbed three rebounds in four minutes of action against 16th-ranked Memphis (12/6/06) ... Scored five points, grabbed six rebounds and blocked two shots against North Carolina (11/24/06) ... Turned in seven point, four assist performance against Coppin State (11/19/06) ... Scored six points to go with six rebounds in 14 minutes against Middle Tennessee (11/10/06) ... Ranked third on the team with 13.0 points in UT's exhibition games ... Shot 70.6 percent from the field and averaged 4.0 rebounds in the two exhibition contests.

**Noting Passley**

Has added 20 pounds to his frame since first arriving at Tennessee ... Chose his jersey number because not many other people wear it ... Says that rebounding is the best part of his game and that is style of play is adaptable to any situation ... Spent the 2005-06 season as a redshirt while practicing with the team ... Earned the Thornton Athletic Student Life Center's Hardest Worker Award for his efforts in the classroom ... Averaged 10.3 points and 5.5 rebounds at Redlands CC in 2004-05 ... A first team all-state selection at North Central High School by the Indiana Basketball Coaches Association ... Member of the 2004 *Indianapolis Star* Indiana All-Star Team ... Averaged 17.2 points and 7.5 rebounds while shooting better than 56 percent from the field as a senior ... Scored 36 points to lead North Central to a 92-75 win over Mason County (Ky.).

**2006-07 Game-By-Game**

	Start	FG-A	3P-A	FT-A	Reb	PF	TP	A	TO	BK	S	Min
Nov. 10	Middle Tennessee	3-5	0-0	0-1	2-4-6	3	6	2	3	0	0	14
Nov. 13	1-Fordham	0-1	0-0	0-0	1-0-1	4	0	0	4	0	1	10
Nov. 14	1-UNC Wilmington	1-2	0-0	0-0	0-0-0	3	2	1	2	0	0	8
Nov. 19	Coppin State	2-2	1-1	2-2	0-2-2	2	7	4	2	0	0	16
Nov. 22	1-Butler	1-4	0-0	0-0	1-1-2	2	2	0	0	0	0	6
Nov. 24	1-North Carolina	0-3	0-1	5-10	4-2-6	3	5	0	1	2	0	14
Nov. 27	at La.-Lafayette	2-3	0-0	0-1	0-0-0	4	4	0	0	0	0	4
Dec. 1	Murray State	1-3	0-0	0-0	0-1-1	1	2	0	3	0	0	6
Dec. 6	Memphis	0-0	0-0	0-0	1-2-3	0	0	0	0	0	0	4
Dec. 16	Western Kentucky			DNP								
Dec. 18	2-Oklahoma State			DNP								
Dec. 23	Texas			DNP								
Dec. 28	Tennessee Tech											
Dec. 30	East Tennessee State											
Jan. 7	Mississippi State											
Jan. 10	at Vanderbilt											
Jan. 13	at Ohio State											
Jan. 17	at Auburn											
Jan. 20	South Carolina											
Jan. 24	at Ole Miss											
Jan. 28	at Kentucky											
Jan. 31	Georgia											
Feb. 3	at Florida											
Feb. 6	LSU											
Feb. 10	Vanderbilt											
Feb. 13	Kentucky											
Feb. 17	at South Carolina											
Feb. 21	Alabama											
Feb. 24	at Arkansas											
Feb. 27	Florida											
March 3	at Georgia											
March 8	3-SEC Tournament											

1-NIT Season Tip-Off; 2-at the Gaylord Entertainment Center (Nashville, Tenn.); 3-Southeastern Conference Tournament (Atlanta, Ga.)

**Career Statistics**

	Year	GP-GS	Min	Avg	FG-A	Pct	3FG-A	Pct	FT-A	Pct	Off-Def-Rebs	Avg	PF-FO	Ast	TO	Blk	Stl	Pts	Avg
	2007	9-0	82	9.1	10-23	.435	1-2	.500	7-14	.500	9-12-21	2.3	22-0	7	15	2	1	28	3.1

**Season/Career Highs**


<b>Points</b>
Season 7 vs. Coppin State (11/19/06)
Career Same
<b>Rebounds</b>
Season 6 Two times; last vs. North Carolina (11/24/06)
Career Same
<b>Assists</b>
Season 4 vs. Coppin State (11/19/06)
Career Same
<b>Blocks</b>
Season 2 vs. North Carolina (11/24/06)
Career Same
<b>Steals</b>
Season 1 vs. Fordham (11/13/06)
Career Same
<b>Field Goals Made</b>
Season 3 vs. Middle Tennessee (11/10/06)
Career Same
<b>Field Goals Attempted</b>
Season 5 vs. Middle Tennessee (11/10/06)
Career Same
<b>3-Pt Field Goals Made</b>
Season 1 vs. Coppin State (11/19/06)
Career Same
<b>3-Pt Field Goals Attempted</b>
Season 1 Two times; last vs. North Carolina (11/24/06)
Career Same
<b>Free Throws Made</b>
Season 5 vs. North Carolina (11/24/06)
Career Same
<b>Free Throws Attempted</b>
Season 10 vs. North Carolina (11/24/06)
Career Same
<b>Minutes</b>
Season 16 vs. Coppin State (11/19/06)
Career Same

**Smith Recently**

One of the best players in the SEC coming off the bench last year, he has earned a spot in the starting lineup this season ... Last three games is averaging 18.0 points per contest ... Has led the Vols in scoring in four of their first 12 games ... Second on the team in scoring (14.2 ppg) and tied for the lead in steals (27) ... Ranks tied for third on the team with 4.1 rebounds per game ... Has hit 41-of-53 (.774) free throws this season after only hitting 37-of-67 (.552) in his first two seasons ... With his shot not falling against Oklahoma State (12/18/06) he passed out a season-high four assists and had a career-high six steals ... Hit five 3-pointers to tie his career-high with 21 points against Western Kentucky (12/16/06) ... Scored a career-high 21 points to lead the Vols over UNC Wilmington (11/14/06) ... Led the Vols with 16 points in the season-opener against Middle Tennessee (11/10/06).

**Noting Smith**

Owens a 37-inch vertical jump and his maximum jump exceeds 45 inches ... Has timed at 4.4 seconds in a 40-yard sprint ... In 2005-06 he was named the "Best Player off The Bench" in the SEC by *The Tennessean* ... The first Vol off the bench in 29 of 30 games ... Ranked fourth on the team with 9.5 points per game ... Averaged 11.3 points per game in league play ... 61 3-pointers ranked second and 57 assists were third on the team ... 2.03 3-pointers per game were ninth in the SEC ... Shot 37.7 percent (61-of-162) from 3-point range to rank ninth in the SEC ... Says that playing for his home state is the most rewarding thing about playing at Tennessee ... A cousin of former Vols Vincent Yarbrough (1999-02) and Del Baker (1998-02).

**2006-07 Game-By-Game**

	Start	FG-A	3P-A	FT-A	Reb	PF	TP	A	TO	BK	S	Min	
Nov. 10	Middle Tennessee	g	5-11	2-6	4-4	2-3-5	1	16	0	1	0	2	26
Nov. 13	1-Fordham	g	2-6	1-5	1-2	1-3-4	3	6	2	4	0	1	28
Nov. 14	1-UNC Wilmington	g	7-10	3-5	4-4	1-3-4	3	21	1	2	0	5	27
Nov. 19	Coppin State	g	5-12	0-4	1-3	2-2-4	0	11	3	4	2	4	24
Nov. 22	1-Butler	g	3-10	3-7	7-8	5-3-8	3	16	1	5	0	1	34
Nov. 24	1-North Carolina	g	5-13	4-7	4-5	1-1-2	2	18	1	2	0	1	21
Nov. 27	at La.-Lafayette	g	5-12	1-6	0-0	1-1-2	2	11	0	2	0	2	27
Dec. 1	Murray State	g	3-9	1-7	3-4	2-6-8	3	10	2	1	0	3	25
Dec. 6	Memphis	g	2-5	1-2	2-2	0-2-2	3	7	0	2	0	1	17
Dec. 16	Western Kentucky	g	6-15	5-11	4-6	0-3-3	1	21	1	2	1	1	33
Dec. 18	2-Oklahoma State	g	4-10	1-4	5-8	2-1-3	3	14	4	2	0	6	28
Dec. 23	Texas	g	5-14	3-10	6-7	3-1-4	5	19	3	1	0	0	33
Dec. 28	Tennessee Tech												
Dec. 30	East Tennessee State												
Jan. 7	Mississippi State												
Jan. 10	at Vanderbilt												
Jan. 13	at Ohio State												
Jan. 17	at Auburn												
Jan. 20	South Carolina												
Jan. 24	at Ole Miss												
Jan. 28	at Kentucky												
Jan. 31	Georgia												
Feb. 3	at Florida												
Feb. 6	LSU												
Feb. 10	Vanderbilt												
Feb. 13	Kentucky												
Feb. 17	at South Carolina												
Feb. 21	Alabama												
Feb. 24	at Arkansas												
Feb. 27	Florida												
March 3	at Georgia												
March 8	3-SEC Tournament												

1-NIT Season Tip-Off; 2-at the Gaylord Entertainment Center (Nashville, Tenn.); 3-Southeastern Conference Tournament (Atlanta, Ga.)

**Career Statistics**

Year	GP-GS	Min	Avg	FG-A	Pct	3FG-A	Pct	FT-A	Pct	Off-Def-Rebs	Avg	PF-FO	Ast	TO	Blk	Stl	Pts	Avg
2005	25-0	200	8.0	17-54	.315	10-34	.294	4-9	.444	6-14-20	0.8	15-0	11	10	1	9	48	1.9
2006	30-0	720	24.0	95-239	.397	61-162	.377	33-58	.569	28-64-92	3.1	57-0	57	40	3	40	284	9.5
2007	12-12	323	26.9	52-127	.409	25-74	.338	41-53	.774	20-29-49	4.1	29-1	18	28	3	27	170	14.2
Total	67-12	1243	18.6	164-420	.390	96-270	.356	78-120	.650	54-107-161	2.4	101-1	86	78	7	76	502	7.5

**Season/Career Highs**


<b>Points</b>	
Season	21 Two times; last vs. Western Kentucky (12/16/06)
Career	Same
<b>Rebounds</b>	
Season	8 Two times; last vs. Murray State (12/1/06)
Career	10 vs. Wichita State (3/18/06)
<b>Assists</b>	
Season	4 vs. Oklahoma State (12/18/06)
Career	6 vs. East Tennessee State (11/18/05)
<b>Blocks</b>	
Season	2 vs. Coppin State (11/19/06)
Career	Same
<b>Steals</b>	
Season	6 vs. Oklahoma State (12/18/06)
Career	Same
<b>Field Goals Made</b>	
Season	7 vs. UNC Wilmington (11/14/06)
Career	7 Two times; last vs. UNC Wilmington (11/14/06)
<b>Field Goals Attempted</b>	
Season	15 vs. Western Kentucky (12/16/06)
Career	Same
<b>3-Pt Field Goals Made</b>	
Season	5 vs. Western Kentucky (12/16/06)
Career	5 Two times; last vs. Western Kentucky (12/16/06)
<b>3-Pt Field Goals Attempted</b>	
Season	11 vs. Western Kentucky (12/16/06)
Career	Same
<b>Free Throws Made</b>	
Season	7 vs. Butler (11/22/06)
Career	Same
<b>Free Throws Attempted</b>	
Season	8 Two times; last vs. Oklahoma State (12/18/06)
Career	Same
<b>Minutes</b>	
Season	34 vs. Butler (11/22/06)
Career	Same

**Smith Recently**

A natural two-guard, he is learning the point guard position as the season progresses ... Has attacked the basket more as he's gotten more comfortable playing lead guard, getting to the free throw line 36 times in the past six games after shooting only six free throws in the first six games ... Returned to the starting lineup against Texas (12/23/06) and scored a career-high 16 points but more impressively had nine assists without a turnover ... Scored a career-high 15 points and also had his first career blocked shot vs. Western Kentucky (12/16/06) ... Scored seven points to go with a career-high seven rebounds against 16th-ranked Memphis (12/6/06) ... Passed out a career-high five assists against Butler (11/22/06) ... Scored a career-high eight points against UNC Wilmington (11/14/06) ... Earned the starting assignment in the season-opener against Middle Tennessee (11/10/06).

**Noting Smith**

Rivals.com five-star prospect and No. 20 overall player in the Class of 2006... Finished among the top 10 vote getters for Michigan's Mr. Basketball ... Averaged 23.4 points, 6.5 rebounds, 5.6 assists and 2.0 steals per game as a senior ... A four-year starter ... Led King HS to three consecutive Class A regionals ... A first team All-Detroit selection by the *Detroit Free Press* ... Selected to the Class A All-State team as a senior ... Lists the thing that surprised him the most about Tennessee was the weight room ... Says the most rewarding thing about playing at Tennessee is the coaching staff and teammates.

**2006-07 Game-By-Game****Season/Career Highs**

<b>Points</b>	
Season	16 vs. Texas (12/23/06)
Career	Same
<b>Rebounds</b>	
Season	7 vs. Memphis (12/6/06)
Career	Same
<b>Assists</b>	
Season	9 vs. Texas (12/23/06)
Career	Same
<b>Blocks</b>	
Season	0
Career	Same
<b>Steals</b>	
Season	2 vs. Coppin State (11/19/06)
Career	Same
<b>Field Goals Made</b>	
Season	4 Two times; last vs. Texas (12/23/06)
Career	Same
<b>Field Goals Attempted</b>	
Season	9 Two times; last vs. Texas (12/23/06)
Career	Same
<b>3-Pt Field Goals Made</b>	
Season	1 Two times; last vs. Western Kentucky (12/16/06)
Career	Same
<b>3-Pt Field Goals Attempted</b>	
Season	3 vs. Fordham (11/13/06)
Career	Same
<b>Free Throws Made</b>	
Season	8 vs. Texas (12/23/06)
Career	Same
<b>Free Throws Attempted</b>	
Season	13 vs. Texas (12/23/06)
Career	Same
<b>Minutes</b>	
Season	38 vs. Texas (12/23/06)
Career	Same

	Start	FG-A	3P-A	FT-A	Reb	PF	TP	A	TO	BK	S	Min
Nov. 10	Middle Tennessee	g	1-5	0-0	0-0	2-0-2	3	2	2	3	0	20
Nov. 13	1-Fordham	g	3-5	1-3	0-0	1-4-5	4	7	3	4	0	26
Nov. 14	1-UNC Wilmington	g	3-6	0-2	2-3	0-2-2	1	8	2	3	0	22
Nov. 19	Coppin State	g	0-1	0-0	2-2	0-1-1	2	2	3	4	0	19
Nov. 22	1-Butler	g	0-4	0-0	0-1	2-4-6	2	0	5	5	0	20
Nov. 24	1-North Carolina	g	3-9	0-1	0-0	1-1-2	3	6	2	1	0	20
Nov. 27	at La.-Lafayette		0-2	0-1	1-2	0-0-0	0	1	0	0	0	10
Dec. 1	Murray State		2-3	0-0	3-4	0-1-1	4	7	4	3	0	17
Dec. 6	Memphis		1-7	0-1	5-6	0-7-7	0	7	1	2	0	23
Dec. 16	Western Kentucky		4-5	1-1	6-9	0-3-3	4	15	2	4	1	22
Dec. 18	2-Oklahoma State		2-5	0-1	1-2	1-2-3	3	5	0	4	0	22
Dec. 23	Texas	g	4-9	0-1	8-13	2-1-3	3	16	9	0	0	38
Dec. 28	Tennessee Tech											
Dec. 30	East Tennessee State											
Jan. 7	Mississippi State											
Jan. 10	at Vanderbilt											
Jan. 13	at Ohio State											
Jan. 17	at Auburn											
Jan. 20	South Carolina											
Jan. 24	at Ole Miss											
Jan. 28	at Kentucky											
Jan. 31	Georgia											
Feb. 3	at Florida											
Feb. 6	LSU											
Feb. 10	Vanderbilt											
Feb. 13	Kentucky											
Feb. 17	at South Carolina											
Feb. 21	Alabama											
Feb. 24	at Arkansas											
Feb. 27	Florida											
March 3	at Georgia											
March 8	3-SEC Tournament											

1-NIT Season Tip-Off; 2-at the Gaylord Entertainment Center (Nashville, Tenn.); 3-Southeastern Conference Tournament (Atlanta, Ga.)

**Career Statistics**


Year	GP-GS	Min	Avg	FG-A	Pct	3FG-A	Pct	FT-A	Pct	Off-Def-Rebs	Avg	PF-FO	Ast	TO	Blk	Stl	Pts	Avg
2007	12-7	259	21.6	23-61	.377	2-11	.182	28-42	.667	9-26-35	2.9	29-0	33	33	1	6	76	6.3

**Tabb Recently**

An outstanding defender, he has caused his opponents to be called for five five-second counts while playing defense this season ... Was a perfect 3-of-3 on three-pointers against Coppin State (11/19/06) ... After scoring just two points in UT's two exhibition games, torched Middle Tennessee (11/10/06) for 13 points on 5-of-6 shooting from the field in the season-opener.

**Noting Tabb**

Timed as the second-fastest player on the team in a 40-yard sprint ... Four-star prospect by HoopScoopOnline.com ... Led Harmony Prep to a Division I national runner-up finish ... Rated as No. 5 player in the state of Illinois as a senior in 2005 at Carbondale HS ... Played first three seasons at Ullin Century HS before transferring to Carbondale HS for his senior season ... Two-time second team Class A All-State selection ... Averaged 21 points, five assists and six rebounds as a senior at Carbondale High School ... Led Carbondale HS to the 2005 state championship game ... Surpassed the 1,000 career scoring mark as a sophomore ... Says that the most rewarding thing about playing at UT is that he is getting to live his dream ... Describes his style of play as "all work and no play" ... Says the best part of his game is driving and making things happen.



**2006-07 Game-By-Game**

	Start	FG-A	3P-A	FT-A	Reb	PF	TP	A	TO	BK	S	Min
Nov. 10	Middle Tennessee	5-6	2-2	1-2	1-3-4	3	13	0	1	0	2	19
Nov. 13	1-Fordham	0-0	0-0	1-2	2-3-5	0	1	0	4	1	0	15
Nov. 14	1-UNC Wilmington	2-3	0-0	0-0	2-2-4	0	4	1	1	0	0	16
Nov. 19	Coppin State	3-3	3-3	0-0	0-2-2	1	9	1	2	0	1	16
Nov. 22	1-Butler	2-3	0-1	0-1	0-1-1	1	4	0	1	0	1	17
Nov. 24	1-North Carolina	1-3	1-2	0-0	0-0-0	3	3	0	0	0	1	15
Nov. 27	at La.-Lafayette	0-2	0-1	0-0	1-1-2	0	0	1	2	0	0	17
Dec. 1	Murray State	0-2	0-0	0-0	0-1-1	2	0	1	0	0	3	19
Dec. 6	Memphis	0-4	0-4	0-0	1-5-6	1	0	2	0	0	2	24
Dec. 16	Western Kentucky	1-2	0-1	0-0	0-2-2	2	2	2	0	0	0	14
Dec. 18	2-Oklahoma State	0-2	0-2	0-0	2-0-2	2	0	1	1	0	1	18
Dec. 23	Texas	1-2	0-0	0-0	1-3-4	2	2	1	1	1	2	17
Dec. 28	Tennessee Tech											
Dec. 30	East Tennessee State											
Jan. 7	Mississippi State											
Jan. 10	at Vanderbilt											
Jan. 13	at Ohio State											
Jan. 17	at Auburn											
Jan. 20	South Carolina											
Jan. 24	at Ole Miss											
Jan. 28	at Kentucky											
Jan. 31	Georgia											
Feb. 3	at Florida											
Feb. 6	LSU											
Feb. 10	Vanderbilt											
Feb. 13	Kentucky											
Feb. 17	at South Carolina											
Feb. 21	Alabama											
Feb. 24	at Arkansas											
Feb. 27	Florida											
March 3	at Georgia											
March 8	3-SEC Tournament											

1-NIT Season Tip-Off; 2-at the Gaylord Entertainment Center (Nashville, Tenn.); 3-Southeastern Conference Tournament (Atlanta, Ga.)

**Career Statistics**

Year	GP-GS	Min	Avg	FG-A	Pct	3FG-A	Pct	FT-A	Pct	Off-Def-Rebs	Avg	PF-FO	Ast	TO	Blk	Stl	Pts	Avg
2007	12-0	208	17.3	15-32	.469	6-16	.375	2-5	.400	10-23-33	2.8	17-0	10	13	2	13	38	3.2

<b>Season/Career Highs</b>	
<b>Points</b>	
Season	13 vs. Middle Tennessee (11/10/06)
Career	Same
<b>Rebounds</b>	
Season	6 vs. Memphis (12/6/06)
Career	Same
<b>Assists</b>	
Season	2 Two times; last vs. Western Kentucky (12/16/06)
Career	Same
<b>Blocks</b>	
Season	1 Two times; last vs. Texas (12/23/06)
Career	Same
<b>Steals</b>	
Season	3 vs. Murray State (12/1/06)
Career	Same
<b>Field Goals Made</b>	
Season	5 vs. Middle Tennessee (11/10/06)
Career	Same
<b>Field Goals Attempted</b>	
Season	6 vs. Middle Tennessee (11/10/06)
Career	Same
<b>3-Pt Field Goals Made</b>	
Season	3 vs. Coppin State (11/19/06)
Career	Same
<b>3-Pt Field Goals Attempted</b>	
Season	4 vs. Memphis (12/6/06)
Career	Same
<b>Free Throws Made</b>	
Season	1 Two times; last vs. Fordham (11/13/06)
Career	Same
<b>Free Throws Attempted</b>	
Season	2 Two times; last vs. Fordham (11/13/06)
Career	Same
<b>Minutes</b>	
Season	24 vs. Memphis (12/6/06)
Career	Same



# TENNESSEE BASKETBALL



Record:	Overall	Home	Away	Neutral
All Games	10-2	6-0	1-0	3-2
Conference	0-0	0-0	0-0	0-0
Non-Conference	10-2	6-0	1-0	3-2

Date	Time	Opponent	Score	Attend	High Points	High Rebounds	High Assists
Nov. 10	7:30 p.m.	Middle Tennessee	W, 83-52	17,798	16 JaJuan Smith	7 Dane Bradshaw 7 Wayne Chism	5 Dane Bradshaw
Nov. 13	8:00 p.m.	1-Fordham (ESPNU)	W, 78-71	3,186	30 Chris Lofton	5 Four players	3 Dane Bradshaw 3 Ramar Smith
Nov. 14	9:00 p.m.	1-UNC Wilmington (ESPNU)	W, 87-75	3,351	21 JaJuan Smith	8 Duke Crews	2 Four players
Nov. 19	4:00 p.m.	Coppin State	W, 99-65	21,633	19 Chris Lofton	11 Wayne Chism	9 Dane Bradshaw
Nov. 22	7:00 p.m.	2-Butler (ESPN2)	L, 44-56	9,123	16 JaJuan Smith	8 JaJuan Smith	5 Ramar Smith
Nov. 24	4:30 p.m.	2-#2 North Carolina (ESPN)	L, 87-101	9,498	18 Chris Lofton 18 JaJuan Smith	6 Duke Crews 6 Tony Passley	7 Dane Bradshaw
Nov. 27	8:00 p.m.	at Louisiana-Lafayette (FSN/SUN)	W, 77-67	4,364	31 Chris Lofton	9 Wayne Chism	6 Dane Bradshaw
Dec. 1	7:00 p.m.	Murray State (FSN/SUN)	W, 89-64	16,807	20 Chris Lofton	9 Wayne Chism	5 Dane Bradshaw
Dec. 6	9:00 p.m.	#16 Memphis (ESPN2)	W, 76-58	19,714	34 Chris Lofton	10 Duke Crews	2 Jordan Howell 2 Josh Tabb
Dec. 16	4:00 p.m.	Western Kentucky (FSN/SUN)	W, 93-79	17,895	32 Chris Lofton	10 Ryan Childress	4 Chris Lofton
Dec. 18	7:00 p.m.	3-#15 Oklahoma State (ESPN2)	W, 79-77	8,118	20 Chris Lofton	9 Duke Crews	5 Dane Bradshaw
Dec. 23	Noon	Texas (ESPN)	W, 101-105 ot	20,778	35 Chris Lofton	11 Chris Lofton	9 Ramar Smith
Dec. 28	7:00 p.m.	Tennessee Tech (CSS)					
Dec. 30	8:00 p.m.	East Tennessee State (CSS)					
Jan. 7	1:30/4:00 p.m.	*Mississippi State (LFS)					
Jan. 10	8:00 p.m.	*at Vanderbilt					
Jan. 13	1:00 p.m.	at Ohio State (CBS)					
Jan. 17	8:00 p.m.	*at Auburn (LFS)					
Jan. 20	6:00 p.m.	*South Carolina (FSN/SUN)					
Jan. 24	8:00 p.m.	*at Ole Miss					
Jan. 28	1:00 p.m.	*at Kentucky (CBS)					
Jan. 31	7:30 p.m.	*Georgia					
Feb. 3	3:00 p.m.	*at Florida (LFS)					
Feb. 6	9:00 p.m.	*LSU (ESPN)					
Feb. 10	1:00 p.m.	*Vanderbilt (LFS)					
Feb. 13	7:00 p.m.	*Kentucky (ESPN)					
Feb. 17	3:30 p.m.	*at South Carolina (ABC)					
Feb. 21	8:00 p.m.	*Alabama (LFS)					
Feb. 24	1:00 p.m.	*at Arkansas (LFS)					
Feb. 27	9:00 p.m.	*Florida (ESPN)					
March 3	4:00 p.m.	*at Georgia					
March 8-11	TBD	4-SEC Tournament (LFS & CBS)					

1-Dick's Sporting Goods NIT Season Tip-Off (Nashville, Tenn.)

2-Dick's Sporting Goods NIT Season Tip-Off (New York, N.Y.)

3-Nashville, Tenn. (Gaylord Entertainment Center)

4-Southeastern Conference Tournament (Atlanta, Ga.)

\* Southeastern Conference Game

All Times Eastern and Subject To Change

**2006-07 Tennessee Basketball**  
**Tennessee Combined Team Statistics (as of Dec 25, 2006)**  
**All games**

<b>RECORD:</b>	<b>OVERALL</b>	<b>HOME</b>	<b>AWAY</b>	<b>NEUTRAL</b>
<b>ALL GAMES.....</b>	<b>(10-2)</b>	<b>(6-0)</b>	<b>(1-0)</b>	<b>(3-2)</b>
<b>CONFERENCE.....</b>	<b>(0-0)</b>	<b>(0-0)</b>	<b>(0-0)</b>	<b>(0-0)</b>
<b>NON-CONFERENCE.....</b>	<b>(10-2)</b>	<b>(6-0)</b>	<b>(1-0)</b>	<b>(3-2)</b>

##	Player	GP-GS	Min--Avg	---TOTAL---		---3-PTS---		FT-FTA	Pct	---REBOUNDS---				PF	FO	A	TO	Blk	Stl	Pts	Avg					
				FG-FGA	Pct	3FG-FGA	Pct			Off	Def	Tot	Avg													
05	Lofton,Chris.....	12-12	351 29.3	86-169	.509	51-106	.481	47-60	.783	19	27	46	3.8	28	1	16	23	2	21	270	22.5					
02	Smith,JaJuan.....	12-12	323 26.9	52-127	.409	25-74	.338	41-53	.774	20	29	49	4.1	29	1	18	28	3	27	170	14.2					
32	Crews,Duke.....	12-11	267 22.3	51-95	.537	0-0	.000	23-38	.605	35	35	70	5.8	30	0	9	18	7	9	125	10.4					
04	Chism,Wayne.....	12-1	212 17.7	35-87	.402	11-29	.379	23-45	.511	27	45	72	6.0	37	0	7	13	4	5	104	8.7					
23	Bradshaw,Dane.....	12-12	303 25.3	31-76	.408	6-25	.240	18-36	.500	14	35	49	4.1	24	0	52	21	10	27	86	7.2					
12	Smith,Ramar.....	12-7	259 21.6	23-61	.377	2-11	.182	28-42	.667	9	26	35	2.9	29	0	33	33	1	6	76	6.3					
34	Childress,Ryan.....	12-0	182 15.2	24-53	.453	4-18	.222	12-21	.571	21	28	49	4.1	19	0	10	14	5	7	64	5.3					
25	Tabb,Josh.....	12-0	207 17.3	15-32	.469	6-16	.375	2-5	.400	10	23	33	2.8	17	0	10	13	2	13	38	3.2					
13	Passley,Tony.....	9-0	82 9.1	10-23	.435	1-2	.500	7-14	.500	9	12	21	2.3	22	0	7	15	2	1	28	3.1					
15	Howell,Jordan.....	10-5	174 17.4	9-28	.321	6-23	.261	7-7	1.000	1	8	9	0.9	14	0	22	8	0	3	31	3.1					
03	Johnson,Marques....	4-0	45 11.3	2-8	.250	1-3	.333	3-5	.600	0	2	2	0.5	8	0	5	6	0	1	8	2.0					
11	Cannington,Quinn...	2-0	3 1.5	1-1	1.000	1-1	1.000	0-0	.000	0	0	0	0.0	0	0	0	0	0	0	3	1.5					
30	Bosse,Ben.....	4-0	9 2.3	0-1	.000	0-0	.000	0-0	.000	1	0	1	0.3	0	0	1	0	0	0	0	0.0					
40	Daniels-Mulholland,	1-0	1 1.0	0-0	.000	0-0	.000	0-0	.000	0	0	0	0.0	0	0	0	0	0	0	0	0.0					
24	Wild,Tanner.....	5-0	7 1.4	0-1	.000	0-1	.000	0-0	.000	1	0	1	0.2	2	0	1	0	0	0	0	0.0					
TEAM.....											13	15	28	2.3	1						5					
-----																										
Total.....	12	2425	339-762	.445	114-309	.369	211-326	.647	180	285	465	38.8	260	2	191	197	36	120	1003	83.6						
Opponents.....	12	2425	296-679	.436	76-231	.329	202-278	.727	133	303	436	36.3	283	11	178	256	43	77	870	72.5						

TEAM STATISTICS	UT	OPP	DATE	OPPONENT	W/L	SCORE	ATTEND	
-----								
SCORING.....	1003	870	11/10/06	MIDDLE TENNESSEE	W	83-52	17798	
Points per game.....	83.6	72.5	11/13/06	vs Fordham	W	78-71	3186	
Scoring margin.....	+11.1	-	11/14/06	vs UNC-Wilmington	W	87-75	3351	
FIELD GOALS-ATT.....	339-762	296-679	11/19/06	COPPIN STATE	W	99-65	21633	
Field goal pct.....	.445	.436	11/22/06	vs Butler	L	44-56	9123	
3 POINT FG-ATT.....	114-309	76-231	11/24/06	vs North Carolina	L	87-101	9498	
3-point FG pct.....	.369	.329	11/27/06	at Louisiana-Lafayette	W	77-67	4364	
3-pt FG made per game..	9.5	6.3	12/01/06	MURRAY STATE	W	89-64	16807	
FREE THROWS-ATT.....	211-326	202-278	12/06/06	MEMPHIS	W	76-58	19714	
Free throw pct.....	.647	.727	12/16/06	WESTERN KENTUCKY	W	93-79	17895	
REBOUNDS.....	465	436	12/18/06	vs Oklahoma State	W	79-77	8118	
Rebounds per game.....	38.8	36.3	12/23/06	TEXAS	W	OT 111-105	20778	
Rebounding margin.....	+2.4	-						
ASSISTS.....	191	178						
Assists per game.....	15.9	14.8						
TURNOVERS.....	197	256						
Turnovers per game.....	16.4	21.3						
Turnover margin.....	+4.9	-						
Assist/turnover ratio..	1.0	0.7						
STEALS.....	120	77						
Steals per game.....	10.0	6.4						
BLOCKS.....	36	43						
Blocks per game.....	3.0	3.6						
WINNING STREAK.....	6	-						
Home win streak.....	6	-						
ATTENDANCE.....	114625	37640						
Home games-Avg/Game....	6-19104	1-4364						
Neutral site-Avg/Game..	-	5-6655						

SCORE BY PERIODS:	1st	2nd	OT	Total
-----				
Tennessee.....	480	501	22	- 1003
Opponents.....	415	439	16	- 870



Tennessee Individual Game Highs

Table with 2 columns: Statistic and Opponent/Score. Includes Points, Field Goals Made, Field Goal Attempts, Field Goal %, 3 PT FG Made, 3 PT FG Attempts, 3 PT FG %, Free Throws Made, Free Throw Attempts, Free Throw %, Rebounds, Assists, Steals, Blocked Shots.

Tennessee Team Game Highs

Table with 2 columns: Statistic and Opponent/Score. Includes Points, Field Goals Made, Field Goal Attempts, Field Goal %, 3 PT FG Made, 3 PT FG Attempts, 3 PT FG %, Free Throws Made, Free Throw Attempts, Free Throw %, Rebounds, Assists, Steals, Blocked Shots, Turnovers, Fouls.

Tennessee Team Game Lows

Table with 2 columns: Statistic and Opponent/Score. Includes Points, Field Goals Made, Field Goal Attempts, Field Goal %, 3 PT FG Made, 3 PT FG Attempts, 3 PT FG %, Free Throws Made, Free Throw Attempts, Free Throw %, Rebounds, Assists, Steals, Blocked Shots, Turnovers, Fouls.

Opponent Individual Game Highs

Table with 2 columns: Statistic and Opponent/Score. Includes Points, Field Goals Made, Field Goal Attempts, Field Goal %, 3 PT FG Made, 3 PT FG Attempts, 3 PT FG %, Free Throws Made, Free Throw Attempts, Free Throw %, Rebounds, Assists, Steals, Blocked Shots.

Opponent Team Game Highs

Table with 2 columns: Statistic and Opponent/Score. Includes Points, Field Goals Made, Field Goal Attempts, Field Goal %, 3 PT FG Made, 3 PT FG Attempts, 3 PT FG %, Free Throws Made, Free Throw Attempts, Free Throw %, Rebounds, Assists, Steals, Blocked Shots, Turnovers, Fouls.

Opponent Team Game Lows

Table with 2 columns: Statistic and Opponent/Score. Includes Points, Field Goals Made, Field Goal Attempts, Field Goal %, 3 PT FG Made, 3 PT FG Attempts, 3 PT FG %, Free Throws Made, Free Throw Attempts, Free Throw %, Rebounds, Assists, Steals, Blocked Shots, Turnovers, Fouls.







# TENNESSEE BASKETBALL



## Attendance Summary

	Games	Totals	Average
Home	6	114,625	19,104
Away	1	4,364	4,364
Neutral	5	33,276	6,655
Total	12	152,265	12,689

## Tennessee's Record When...

Leading at halftime.....	8-1
Trailing at halftime.....	2-1
Tied at the halftime.....	0-0
Leading with 10:00 remaining.....	8-0
Trailing with 10:00 remaining.....	2-2
Tied with 10:00 remaining.....	0-0
Leading with 5:00 remaining.....	8-0
Trailing with 5:00 remaining.....	2-2
Tied with 5:00 remaining.....	0-0
In Overtime.....	1-0
Tennessee outrebounds opponent.....	7-1
Tennessee is outrebounded.....	2-1
Same amount of rebounds.....	1-0
Tennessee commits more turnovers.....	1-1
Opponent commits more turnovers.....	9-1
Same amount of turnovers.....	0-0
Tennessee shoots 50 percent or better.....	2-0
Opponent shoots 50 percent or better.....	3-1
Tennessee shoots less than 50 percent.....	8-2
Opponent shoots less than 50 percent.....	7-1
Tennessee shoots better than opponent.....	5-0
Opponent shoots better than Tennessee.....	5-2
Same shooting percentage.....	0-0
Tennessee has more free throw attempts.....	8-1
Opponent has more free throw attempts.....	0-1
Same amount of free throw attempts.....	2-0
Tennessee bench outscores opponent bench.....	6-1
Opponent bench outscores Tennessee bench.....	4-1
Benches score the same.....	0-0
Tennessee less than 50.....	0-1
Tennessee scores between 50-59.....	0-0
Tennessee scores between 60-69.....	0-0
Tennessee scores between 70-79.....	4-0
Tennessee scores between 80-89.....	3-1
Tennessee scores between 90-99.....	2-0
Tennessee scores 100 or more.....	1-0
Opponent less than 50.....	0-0
Opponent scores between 50-59.....	2-1
Opponent scores between 60-69.....	3-0
Opponent scores between 70-79.....	4-0
Opponent scores between 80-89.....	0-0
Opponent scores between 90-99.....	0-0
Opponent scores 100 or more.....	1-1
In November.....	5-2
In December.....	5-0
In January.....	0-0
In February.....	0-0
In March.....	0-0
On Monday.....	3-0
On Tuesday.....	1-0
On Wednesday.....	1-1
On Thursday.....	0-0
On Friday.....	2-1
On Saturday.....	2-0
On Sunday.....	1-0

## Miscellaneous Stats

### Starting Lineups

<b>W-L</b>	5-2	R. Smith, Lofton, J. Smith, Bradshaw, Crews
	4-0	Howell, Lofton, J. Smith, Bradshaw, Crews
	1-0	Howell, Lofton, J. Smith, Bradshaw, Chism

### Margin of Victory/Defeat

	1	2	3	4	5	6	7	8	9	10	11-15	16-19	20-24	25+
Wins	-	1	-	-	-	1	1	-	-	1	2	1	-	3
Losses	-	-	-	-	-	-	-	-	-	-	2	-	-	-

### Most First Half Points

Tennessee	51 vs. Coppin State (11/19/06)
Opponents	56 by North Carolina (11/24/06)

### Most Second Half Points

Tennessee	54 vs. Texas (12/23/06)
Opponents	45 by North Carolina (11/24/06)

### Fewest First Half Points

Tennessee	25 vs. Butler (11/22/06)
Opponents	22 by Memphis (12/6/06) 22 by Butler (11/22/06)

### Fewest Second Half Points

Tennessee	19 vs. Butler (11/22/06)
Opponents	25 by Middle Tennessee (11/10/06)

### Largest Halftime Lead

Tennessee	21 vs. Memphis (12/6/06)
Opponents	21 by North Carolina (11/24/06)

### Largest Margin Of Victory

Tennessee	34 vs. Coppin State (11/19/06)
Opponents	14 by North Carolina (11/24/06)

### Jump Balls Controlled

Tennessee	7
Opponents	6

### Scoring Leader\*

	Season	Career
Dane Bradshaw	0	1
Chris Lofton	9	36
JaJuan Smith	4	5

### 10+ Points

	Season	Career
Dane Bradshaw	4	10
Ryan Childress	3	3
Wayne Chism	5	5
Duke Crews	7	7
Chris Lofton	10	55
JaJuan Smith	10	24
Ramar Smith	2	2
Josh Tabb	1	1

### How UT Scored First Points

Dunk	1
Free Throw	1
Jump Shot	1
Lay-up	2
3-Pointer	6
Tip-In	1

### Rebounds Leader\*

	Season	Career
Dane Bradshaw	1	8
Ryan Childress	1	1
Wayne Chism	5	5
Duke Crews	5	5
Chris Lofton	1	4
Tony Passley	1	1
JaJuan Smith	1	5
Ramar Smith	1	1
Josh Tabb	1	1

### 20+ Points

	Season	Career
Dane Bradshaw	0	1
Chris Lofton	7	23
JaJuan Smith	2	2

### Scored UT's First Points

JaJuan Smith	6
Chris Lofton	3
Dane Bradshaw	2
Duke Crews	1

### Assists Leader\*

	Season	Career
Dane Bradshaw	8	27
Wayne Chism	1	1
Jordan Howell	1	3
Chris Lofton	2	7
JaJuan Smith	0	3
Ramar Smith	4	4
Josh Tabb	1	1

### 30+ Points

	Season	Career
Chris Lofton	5	7

### First Off UT Bench\*

Wayne Chism	10
Ryan Childress	3
Jordan Howell	2
Marques Johnson	1
Ramar Smith	1
Josh Tabb	1

### Steals Leader\*

	Season	Career
Dane Bradshaw	4	24
Duke Crews	1	1
Jordan Howell	1	1
Chris Lofton	1	21
JaJuan Smith	4	9
Josh Tabb	4	4

### 10+ Rebounds

	Season	Career
Dane Bradshaw	0	4
Ryan Childress	1	1
Wayne Chism	1	1
Duke Crews	1	1
Chris Lofton	1	1
JaJuan Smith	0	1

### Dunks

Duke Crews	20
JaJuan Smith	3
Ryan Childress	2
Wayne Chism	2
Ramar Smith	2
Dane Bradshaw	1

### Blocks Leader\*

	Season	Career
Dane Bradshaw	4	11
Ryan Childress	3	4
Wayne Chism	1	1
Duke Crews	3	3
Chris Lofton	1	2
Tony Passley	1	1
JaJuan Smith	2	4
Ramar Smith	1	1
Josh Tabb	2	2

### Inbounds Pressure

Timeouts	13
5-Second Calls	14
Forced Turnovers	70
Total Turnovers	84

### 10+ Assists

	Season	Career
Dane Bradshaw	0	3
Wayne Chism	1	1
Chris Lofton	1	1

### Double-Doubles

	Season	Career
Dane Bradshaw	0	3
Wayne Chism	1	1
Chris Lofton	1	1

\* includes multiple substitutions

\* includes all ties

# TENNESSEE BASKETBALL

## Game #1

**Middle Tennessee (0-1) 52**

#25 **Tennessee (1-0) 83**

7:30 p.m. (EST) • Nov. 10, 2006 • Thompson-Boling Arena • Knoxville, Tenn.

Middle Tennessee	FG	3PT	FT	REBS	PF	TP	A	T	O	BI	St	Min
24 Tim Blue	f	5-7	1-1	0-0	2-1-3	1	11	2	5	3	0	22
31 Desmond Yates	f	2-6	0-1	0-0	0-1-1	5	4	0	1	0	1	20
44 Kyle Young	c	1-3	0-0	0-2	0-2-2	3	2	0	1	0	0	19
04 Calvin O'Neil	g	3-7	0-0	5-6	2-6-8	3	11	0	3	0	0	29
05 Kevin Kanasie	g	3-13	1-7	6-6	1-3-4	3	13	6	5	0	0	38
11 Nigel Johnson	g	1-5	0-2	2-3	0-1-1	5	4	3	3	0	2	19
21 Dino Hair	0	1-1	0-0	0-0	0-1-1	2	0	0	0	1	0	9
22 Darren Avery	0	2-0	0-0	1-4	0-1-1	0	1	1	1	0	0	18
45 Theryn Hudson	0	2-5	0-0	2-4	4-4-8	5	6	0	3	2	0	26
TEAM				2-2-4								
Totals		17-49	2-11	16-25	11-22-33	27	52	12	22	6	3	200

TOTAL FG%	1st Half: 9-23 39.1%	2nd Half: 8-26 30.8%	Game: 34.7%
3-Pt. FG%	1st Half: 1-5 20.0%	2nd Half: 1-6 16.7%	Game: 18.2%
F Throw %	1st Half: 8-10 80.0%	2nd Half: 8-15 53.3%	Game: 64.0%

Tennessee	FG	3PT	FT	REBS	PF	TP	A	T	O	BI	St	Min
23 Dane Bradshaw	f	4-7	0-1	4-7	1-6-7	1	12	5	2	2	3	28
32 Duke Crews	f	2-6	0-0	1-2	0-2-2	3	5	1	2	1	1	21
02 Jajuan Smith	g	5-11	2-6	4-4	2-3-5	1	16	0	1	0	2	26
05 Chris Lofton	g	2-6	2-3	0-0	0-0-0	4	6	0	0	0	2	21
12 Ramar Smith	g	1-5	0-0	0-0	2-0-2	3	2	2	3	0	0	20
03 Marques Johnson	g	1-1	0-0	1-1	0-1-1	2	3	4	0	0	0	18
04 Wayne Chism	g	4-6	0-1	2-3	3-4-7	4	10	1	1	0	1	11
13 Tony Passley	3-5	0-0	0-1	2-4-6	3	6	2	3	0	0	0	14
15 Jordan Howell	0-1	0-1	0-0	0-0-0	0	0	2	0	0	0	0	2
24 Tanner Wild	0-0	0-0	0-0	0-0-0	0	0	0	0	0	0	0	1
25 Josh Tabb	5-6	2-2	1-2	1-3-4	3	13	0	1	0	2	19	
30 Ben Bosse	0-0	0-0	0-0	0-0-0	0	0	0	0	0	0	0	1
34 Ryan Childress	3-8	0-2	4-5	2-3-5	0	10	1	1	0	0	17	
40 R. Daniels-Mulholland	0-0	0-0	0-0	0-0-0	0	0	0	0	0	0	0	1
TEAM				3-2-5								
Totals		30-62	6-16	17-25	16-28-44	24	83	18	14	3	11	200

TOTAL FG%	1st Half: 15-32 46.9%	2nd Half: 15-30 50.0%	Game: 48.4%
3-Pt. FG%	1st Half: 4-11 36.4%	2nd Half: 2-5 40.0%	Game: 37.5%
F Throw %	1st Half: 11-17 64.7%	2nd Half: 6-8 75.0%	Game: 68.0%

**Officials:** Tim Higgins, Anthony Jordan, Mike Nance  
**Technical:** Tennessee-Tony Passley.  
**Attendance:** 17,798

Score by Periods	1st	2nd	Total
Middle Tennessee	27	25	52
Tennessee	45	38	83

## Game #3

**UNC Wilmington (1-1) 75**

#24 **Tennessee (3-0) 87**

8:00 p.m. (CST) • Nov. 14, 2006 • Gaylord Entertainment Center • Nashville, Tenn.

UNC Wilmington	FG	3PT	FT	REBS	PF	TP	A	T	O	BI	St	Min
41 Todd Hendley	f	6-9	1-3	0-1	0-1-1	5	13	0	4	1	2	20
32 Vladimir Kuljanin	c	6-8	0-0	2-3	2-8-10	4	14	1	4	0	0	29
01 Montez Downey	g	2-6	0-4	0-0	0-2-2	3	4	2	4	0	1	32
04 Daniel Fountain	g	5-7	4-6	1-2	0-1-1	1	15	2	4	0	1	31
22 Temi Soyobo	g	2-7	1-3	5-6	1-2-3	4	10	6	3	0	0	21
12 Josh Sheets	0-0	0-0	2-2	0-0-0	3	2	1	1	0	1	9	
23 Darion Jerald	0-1	0-0	0-0	0-0-0	1	0	2	2	0	2	10	
24 Jeff Horowitz	0-2	0-0	0-0	1-6-7	2	0	1	3	0	2	11	
30 Perry Felder	4-6	4-4	3-5	0-0-0	2	15	1	4	0	1	19	
31 Dejan Grkovic	1-3	0-1	0-0	0-0-0	1	2	0	2	1	1	18	
TEAM				0-3-3								
Totals		26-49	10-21	13-19	4-23-27	26	75	16	32	2	11	200

TOTAL FG%	1st Half: 13-23 56.5%	2nd Half: 13-26 50.0%	Game: 53.1%
3-Pt. FG%	1st Half: 6-11 54.5%	2nd Half: 4-10 40.0%	Game: 47.6%
F Throw %	1st Half: 8-10 80.0%	2nd Half: 5-9 55.6%	Game: 68.4%

Tennessee	FG	3PT	FT	REBS	PF	TP	A	T	O	BI	St	Min
23 Dane Bradshaw	f	0-4	0-2	0-0	0-3-3	2	0	2	3	1	2	22
32 Duke Crews	f	4-6	0-0	5-8	5-8-1	13	0	2	0	1	2	21
02 Jajuan Smith	g	7-10	3-5	4-4	1-3-4	3	21	1	2	0	5	27
05 Chris Lofton	g	7-16	2-11	1-2	2-1-3	2	17	2	2	0	2	28
12 Ramar Smith	g	3-6	0-2	2-3	0-2-2	1	8	2	3	0	0	22
03 Marques Johnson	0-2	0-0	0-2	0-1-1	1	0	0	0	1	0	4	1
04 Wayne Chism	3-9	1-2	1-1	0-4-1	1	8	2	0	0	0	1	18
13 Tony Passley	1-2	0-0	0-0	0-0-0	3	2	1	2	0	0	0	13
15 Jordan Howell	0-1	0-1	0-0	0-0-0	2	0	1	0	0	0	0	1
24 Tanner Wild	0-0	0-0	0-0	0-0-0	1	0	0	0	0	0	0	1
25 Josh Tabb	2-3	0-0	0-0	2-2-4	0	4	1	1	0	0	0	16
30 Ben Bosse	0-1	0-0	0-0	1-0-1	0	0	0	0	0	0	0	2
34 Ryan Childress	6-9	1-3	1-4	4-1-5	3	14	0	4	2	1	18	
TEAM				2-1-3								
Totals		33-69	7-26	14-24	17-21-38	20	87	11	21	3	13	200

TOTAL FG%	1st Half: 18-41 43.9%	2nd Half: 15-28 53.6%	Game: 47.8%
3-Pt. FG%	1st Half: 3-16 18.8%	2nd Half: 4-10 40.0%	Game: 26.9%
F Throw %	1st Half: 3-6 50.0%	2nd Half: 11-18 61.1%	Game: 58.3%

**Officials:** Jim Haney, James Breeding, D.J. Carstensen  
**Technical:** Tennessee-Team  
**Attendance:** 3,351

Score by Periods	1st	2nd	Total
UNC Wilmington	40	35	75
Tennessee	42	45	87

## Game #5

**Butler (5-0) 56**

#22 **Tennessee (4-1) 44**

7:00 p.m. (EST) • Nov. 22, 2006 • Madison Square Garden • New York, N.Y.

Butler	FG	3PT	FT	REBS	PF	TP	A	T	O	BI	St	Min
24 Brian Ligon	f	2-3	0-0	1-2	2-6-8	3	5	1	2	3	1	23
33 Brandon Crone	f	2-6	0-2	6-6	0-4-4	4	10	0	2	0	0	21
01 Julian Betko	g	6-9	3-5	0-0	0-1-1	5	10	0	2	0	4	35
04 A. J. Graves	g	4-14	3-8	4-4	0-3-3	1	15	2	1	0	2	40
10 Mike Green	g	1-12	0-2	3-4	1-6-7	3	5	4	5	1	4	36
21 Willie Veasley	1-3	0-0	0-0	2-0-2	2	2	0	1	0	0	5	5
23 Marcus Nelms	0-2	0-2	0-0	0-3-3	2	0	0	0	1	0	13	13
32 Drew Streicher	2-3	0-0	0-0	2-2-4	4	0	4	0	3	1	1	26
34 Perry Campbell	0-1	0-1	0-0	0-0-0	0	0	0	0	0	0	0	1
TEAM				0-2-2								
Totals		18-53	6-20	14-16	7-27-34	24	56	7	16	6	12	200

TOTAL FG%	1st Half: 8-32 25.0%	2nd Half: 10-21 47.6%	Game: 34.0%
3-Pt. FG%	1st Half: 2-13 15.4%	2nd Half: 4-7 57.1%	Game: 30.0%
F Throw %	1st Half: 4-4 100%	2nd Half: 10-12 83.3%	Game: 87.5%

Tennessee	FG	3PT	FT	REBS	PF	TP	A	T	O	BI	St	Min
23 Dane Bradshaw	f	1-5	0-3	2-2	1-4-5	2	4	0	2	2	0	31
32 Duke Crews	f	2-5	0-0	0-0	1-2-3	0	4	0	0	0	0	19
02 Jajuan Smith	g	3-10	3-7	7-8	5-3-8	3	16	1	5	0	1	34
05 Chris Lofton	g	3-9	2-6	0-0	0-2-2	5	8	0	5	2	0	23
12 Ramar Smith	g	0-4	0-0	0-1	2-4-6	2	0	5	5	0	0	20
04 Wayne Chism	1-8	1-3	2-8	2-2-4	3	5	0	1	0	1	0	18
13 Tony Passley	1-4	0-0	0-0	1-1-2	2	0	0	0	0	0	6	6
15 Jordan Howell	0-4	0-4	0-0	0-0-0	1	0	1	0	1	0	1	20
25 Josh Tabb	2-3	0-1	0-1	0-1-1	1	4	0	1	0	1	0	17
34 Ryan Childress	0-0	0-0	1-2	0-4-4	2	1	0	2	0	2	1	12
TEAM				3-5-8								
Totals		13-52	6-24	12-22	15-28-43	21	44	7	23	5	4	200

TOTAL FG%	1st Half: 10-23 43.5%	2nd Half: 3-29 10.3%	Game: 25.0%
3-Pt. FG%	1st Half: 5-10 50.0%	2nd Half: 1-14 7.1%	Game: 25.0%
F Throw %	1st Half: 0-4 0.0%	2nd Half: 12-18 66.7%	Game: 54.5%

**Officials:** Mike Kitts, Jim Haney, Mike Roberts  
**Technical:** None  
**Attendance:** 9,123

Score by Periods	1st	2nd	Total
Butler	22	34	56
Tennessee	25	19	44

## Game #2

**Fordham (1-1) 71**

#24 **Tennessee (2-0) 78**

7:00 p.m. (CST) • Nov. 13, 2006 • Gaylord Entertainment Center • Nashville, Tenn.

Fordham	FG	3PT	FT	REBS	PF	TP	A	T	O	BI	St	Min
21 Michael Binns	f	3-4	0-0	0-0	0-2-2	2	6	0	2	0	3	25
31 Dominic Osei	f	0-2	0-1	0-0	1-1-2	0	0	1	2	0	0	6
42 Bryant Dunston	f	3-3	0-0	2-4	1-4-5	4	8	0	4	2	0	19
01 Marcus Stout	g	4-10	2-7	6-8	1-2-3	3	16	2	6	0	0	33
14 Kevin Anderson	g	2-3	0-0	4-6	0-2-2	4	8	4	3	0	2	35
05 David Boykin	1-3	1-2	0-0	0-1-1	3	3	1	2	0	0	10	10
10 Dan Landisch	0-0	0-0	0-0	0-0-0	0	0	0	0	0	0	0	0+
22 Demetrius Phillips	0-0	0-0	0-0	0-0-0	0	0	0	0	0	0	0	1
24 Brenton Butler	6-13	4-6	4-6	1-2-3	3	20	1	6	0	2	32	

# TENNESSEE BASKETBALL

## Game #7

**Tennessee (5-2) 77**  
**Louisiana-Lafayette (1-4) 67**

*7:00 p.m. (CST) • Nov. 27, 2006 • Cajundome • Lafayette, La.*

Tennessee	FG	3PT	FT	REBS	PF	TP	A	TO	BI	St	Min
23 Dane Bradshaw	f	1-3	2-2	1-1-2	1	7	6	2	0	5	29
32 Duke Crews	f	3-5	0-0	1-3	3-2-5	4	7	1	2	0	18
02 JaJuan Smith	g	5-12	1-6	0-0	1-1-2	2	11	0	2	0	27
05 Chris Lofton	g	12-17	7-11	0-0	1-2-3	1	31	4	2	0	32
15 Jordan Howell	g	1-3	1-3	2-2	0-3-3	1	5	3	2	0	30
04 Wayne Chism	g	2-9	1-3	4-6	6-3-9	3	9	0	2	0	22
12 Ramar Smith	g	0-2	0-1	1-2	0-0-0	0	1	0	0	0	10
13 Tony Passley	g	2-3	0-0	0-1	0-0-0	4	4	0	0	0	4
25 Josh Tabb	g	0-2	0-1	0-0	1-1-2	0	0	1	2	0	17
34 Ryan Childress	g	1-4	0-2	0-2	3-1-4	2	2	0	0	0	11
TEAM					0-1-1						
Totals		28-64	11-30	10-18	16-15-31	18	77	15	14	0	13 200

TOTAL FG%	1st Half: 15-31 48.4%	2nd Half: 13-33 39.4%	Game: 43.8%
3-Pt. FG%	1st Half: 6-14 42.9%	2nd Half: 5-16 31.3%	Game: 36.7%
F Throw %	1st Half: 2-8 25.0%	2nd Half: 8-10 80.0%	Game: 55.6%

Louisiana-Lafayette	FG	3PT	FT	REBS	PF	TP	A	TO	BI	St	Min
01 Willig Hart	f	5-8	0-0	0-0	6-11-17	2	10	1	2	1	38
12 Willie Lago	g	0-1	0-0	0-0	0-1-1	1	0	0	1	0	6
21 David Dees	g	6-17	1-6	5-8	2-1-3	4	18	2	7	0	40
22 Ross Mouton	g	9-19	2-8	2-2	0-4-4	1	22	2	3	0	40
01 Tyren Johnson	g	0-0	0-0	0-0	0-0-0	0	0	0	0	0	2
31 Rhett Hebert	g	5-5	2-2	0-0	1-1-2	0	12	7	3	0	34
34 Adam James	g	0-0	0-0	3-4	2-3-5	4	3	1	1	0	24
42 Courtney Wallace	g	1-1	0-0	0-0	0-0-0	3	2	1	0	1	6
TEAM					0-1-1						
Totals		26-52	5-16	10-14	11-22-33	17	67	14	20	2	5 200

TOTAL FG%	1st Half: 13-25 52.0%	2nd Half: 13-27 48.1%	Game: 50.0%
3-Pt. FG%	1st Half: 1-4 25.0%	2nd Half: 4-12 33.3%	Game: 31.3%
F Throw %	1st Half: 3-4 75.0%	2nd Half: 7-10 70.0%	Game: 71.4%

**Officials:** Mike Thibodeaux, Doug Shows, Tom Eades  
**Technical:** Tennessee-Tony Passley.  
**Attendance:** 4,364

Score by Periods	1st	2nd	Total
Tennessee	38	39	77
Louisiana-Lafayette	30	37	67

## Game #9

**#16 Memphis (6-2) 58**  
**Tennessee (9-2) 76**

*9:00 p.m. (EST) • Dec. 6, 2006 • Thompson-Boling Arena • Knoxville, Tenn.*

Memphis	FG	3PT	FT	REBS	PF	TP	A	TO	BI	St	Min
02 Robert Dozier	f	6-14	0-1	1-2	5-4-9	2	13	1	4	1	32
32 Joey Dorsey	f	0-3	0-0	2-6	7-6-13	5	2	0	3	1	15
01 Willie Kemp	g	1-11	1-7	0-1	1-3-4	4	3	3	0	0	27
12 Antonio Anderson	g	2-13	1-6	2-2	1-7-8	1	7	3	2	0	36
14 C. Douglas-Roberts	g	8-17	2-5	1-1	2-3-5	3	19	2	1	0	36
04 Pierre Niles	g	0-0	0-0	0-0	0-0-0	1	0	0	0	0	6
05 Jeremy Hunt	g	2-11	0-6	1-2	0-1-1	1	5	4	1	0	16
15 Andre Allen	g	2-6	0-1	2-4	2-0-2	2	6	1	0	0	25
20 Doneal Mack	g	1-2	1-2	0-0	2-0-2	0	3	0	0	0	7
TEAM					2-2-4						
Totals		22-77	5-28	9-18	22-26-48	19	58	14	11	2	6 200

TOTAL FG%	1st Half: 9-40 22.5%	2nd Half: 13-37 35.1%	Game: 28.6%
3-Pt. FG%	1st Half: 2-14 14.3%	2nd Half: 3-14 21.4%	Game: 17.9%
F Throw %	1st Half: 2-6 33.3%	2nd Half: 7-12 58.3%	Game: 50.0%

Tennessee	FG	3PT	FT	REBS	PF	TP	A	TO	BI	St	Min
04 Wayne Chism	f	1-6	1-3	0-0	2-3-5	2	3	1	2	1	19
23 Dane Bradshaw	f	5-14	0-4	1-2	3-6-9	2	11	1	2	1	34
02 JaJuan Smith	g	2-5	1-2	2-2	0-2-3	3	7	0	2	0	17
05 Chris Lofton	g	12-18	6-11	4-4	1-4-5	1	34	1	4	0	34
15 Jordan Howell	g	1-1	1-1	2-2	0-2-2	2	5	2	0	0	18
12 Ramar Smith	g	1-7	0-1	5-6	0-7-7	0	7	1	2	0	23
13 Tony Passley	g	0-0	0-0	0-0	1-2-3	0	0	0	0	0	4
25 Josh Tabb	g	0-4	0-4	0-0	1-5-6	1	0	2	0	2	24
32 Duke Crews	g	3-6	0-0	3-4	3-7-10	3	9	1	1	3	21
34 Ryan Childress	g	0-1	0-0	0-0	1-0-1	1	0	0	0	1	6
TEAM					1-1						
Totals		25-62	9-26	17-20	12-38-50	15	76	9	14	6	6 200

TOTAL FG%	1st Half: 16-32 50.0%	2nd Half: 9-30 30.0%	Game: 40.3%
3-Pt. FG%	1st Half: 6-14 42.9%	2nd Half: 3-12 25.0%	Game: 34.6%
F Throw %	1st Half: 5-6 83.3%	2nd Half: 12-14 85.7%	Game: 85.0%

**Officials:** J.B. Caldwell, Tom Eades, Mike Thibodeaux  
**Technical:** Memphis-Joey Dorsey, Tennessee-JaJuan Smith, Duke Crews.  
**Attendance:** 19,714

Score by Periods	1st	2nd	Total
Memphis	22	36	58
Tennessee	43	33	76

## Game #11

**#15 Oklahoma State (11-1) 77**  
**Tennessee (9-2) 79**

*6:00 p.m. (CST) • Dec. 18, 2006 • Gaylord Entertainment Center • Nashville, Tenn.*

Oklahoma State	FG	3PT	FT	REBS	PF	TP	A	TO	BI	St	Min
05 Marcus Dove	f	0-2	0-0	0-0	2-2-4	2	0	4	5	0	34
24 JamesOn Curry	f	4-7	2-5	3-5	0-4-4	5	13	1	6	0	34
04 Mario Boggan	c	8-14	0-2	4-5	1-5-6	4	20	2	4	3	29
00 Byron Eaton	g	2-4	0-0	2-2	0-3-3	4	6	3	3	0	21
01 Terrel Harris	g	4-10	1-5	8-9	2-5-7	4	17	3	2	0	32
23 Tyler Hatch	g	0-0	0-0	2-2	0-0-0	1	2	0	0	0	6
32 David Monds	g	2-3	1-1	3-4	0-4-3	4	8	2	2	0	26
40 Kenny Cooper	g	4-4	0-0	3-5	3-2-5	2	11	1	0	1	18
TEAM					0-2-2						
Totals		24-44	4-13	25-32	8-27-35	25	77	16	23	4	2 200

TOTAL FG%	1st Half: 15-29 51.7%	2nd Half: 9-15 60.0%	Game: 54.5%
3-Pt. FG%	1st Half: 3-8 37.5%	2nd Half: 1-5 20.0%	Game: 30.8%
F Throw %	1st Half: 10-11 90.9%	2nd Half: 15-21 71.4%	Game: 78.1%

Tennessee	FG	3PT	FT	REBS	PF	TP	A	TO	BI	St	Min
23 Dane Bradshaw	f	3-9	0-2	1-2	2-2-4	2	7	5	1	0	32
32 Duke Crews	f	8-11	0-0	1-3	5-4-9	4	17	1	1	0	26
02 JaJuan Smith	g	4-10	1-4	5-8	2-1-3	3	14	4	2	0	28
05 Chris Lofton	g	5-15	3-8	7-11	4-1-5	2	20	2	0	2	35
15 Jordan Howell	g	2-3	0-1	1-1	1-1-2	2	5	1	1	0	20
04 Wayne Chism	g	3-6	0-2	3-5	3-3-6	4	9	0	0	0	14
12 Ramar Smith	g	2-5	0-1	1-2	1-2-3	3	5	0	4	0	12
25 Josh Tabb	g	0-2	0-0	0-0	2-0-2	2	0	1	1	0	18
34 Ryan Childress	g	1-6	0-3	0-0	0-1-1	1	2	0	0	0	17
TEAM					1-1-2						
Totals		28-67	4-23	19-32	21-16-37	24	79	12	12	0	14 200

TOTAL FG%	1st Half: 13-30 43.3%	2nd Half: 15-37 40.5%	Game: 41.8%
3-Pt. FG%	1st Half: 2-10 20.0%	2nd Half: 2-13 15.4%	Game: 17.4%
F Throw %	1st Half: 9-13 69.2%	2nd Half: 10-19 52.6%	Game: 59.4%

**Officials:** Tony Greene, Doug Shows, Tom Eades  
**Technical:** Oklahoma State-Boggan, Mario, Tennessee-Team.  
**Attendance:** 8,118

Score by Periods	1st	2nd	Total
Oklahoma State	43	34	77
Tennessee	37	42	79

## Game #8

**Murray State (2-6) 64**  
**Tennessee (6-2) 89**

*7:00 p.m. (EST) • Dec. 1, 2006 • Thompson-Boling Arena • Knoxville, Tenn.*

Murray State	FG	3PT	FT	REBS	PF	TP	A	TO	BI	St	Min
12 Danero Thomas	f	1-5	0-3	7-7	0-4-4	1	9	1	4	1	26
26 Shawn Witherspoon	f	0-6	0-2	4-4	0-2-2	4	4	1	2	0	3 18
33 Rob Kennedy	c	4-6	0-1	0-0	0-2-2	3	8	0	0	0	14
01 Ed Horton	g	2-4	1-0	0-0	1-1-2	6	5	1	1	1	32
04 Tyler Holloway	g	3-7	2-5	1-2	1-3-4	2	9	2	5	0	20
00 Daniel Ard	g	2-4	0-0	2-4	1-1-2	3	6	0	0	0	13
11 Bruce Carter	g	3-9	1-3	0-0	0-2-2	0	7	0	3	0	18
13 Curtis Parker	g	1-1	0-0	0-0	1-1-2	4	2	0	0	0	7
24 Dwayne Paul	g	1-1	0-0	3-9	3-2-5	1	5	3	3	0	16
25 Marvin Williams	g	3-5	1-2	2-2	0-1-1	0	9	0	0	1	15
44 Tony Easley	g	0-0	0-0	0-2	2-1-3	1	0	1	2	1	7
50 George Fotso	g	0-1	0-0	0-0	0-1-1	0	0	0	0	0	6
TEAM					3						
Totals		20-49	5-17	19-30	9-21-30	25	64	13	23	4	6 200

TOTAL FG%	1st Half: 9-23 39.1%	2nd Half: 11-26 42.3%	Game: 40.8%
3-Pt. FG%	1st Half: 2-8 25.0%	2nd Half: 3-9 33.3%	Game: 29.4%
F Throw %	1st Half: 8-14 57.1%	2nd Half: 11-16 68.8%	Game: 63.3%

Tennessee	FG	3PT	FT	REBS	PF	TP	A	TO	BI	St	Min
23 Dane Bradshaw	f	4-6	2-3	2-4	1-3-4	4	12	5	0	0	2 19
32 Duke Crews	f	4-9	0-0	4-7	3-2-5	0	12	1	2	0	20
02 JaJuan Smith	g	3-9	1-7	3-4	2-6-8	3	10	2	1	0	3 25
05 Chris Lofton	g	5-9	4-7	6-8	4-1-5	1	20	0	2	0	1 28
15 Jordan Howell	g	1-4	1-4	0-0	0-0-0	3	3	1	0	2	22
04 Wayne Chism	g	3-9	1-3	6-8	4-5-9	3	13	2	2	0	0 17
11 Quinn Cannington	g	1-1	1-1	0-0	0-0-0	0	3	0	0	0	3
12 Ramar Smith	g	2-3	0-0	3-4	0-1-1	4	7	4	3	0	0 17
13 Tony Passley	g	1-3	0-0	0-							