



# TENNESSEE 2006



# BASKETBALL 2007



## Schedule/Results

Date	Opponent	Time/Result
O31	LeMoyn-Owen (exhibition)	W, 126-66
N3	Tusculum (exhibition)	W, 100-57
N10	Middle Tennessee	W, 83-52
N13	1-Fordham (ESPN)	W, 78-71
N14	1-UNC Wilmington (ESPN)	W, 87-75
N19	Coppin State	W, 99-65
N22	2-Butler (ESPN2)	L, 44-56
N24	2-#2 North Carolina (ESPN)	L, 87-101
N27	at Louisiana-Lafayette (FSN/SUN)	W, 77-67
D1	Murray State (FSN/SUN)	W, 89-64
D6	#16 Memphis (ESPN2)	W, 76-58
D16	Western Kentucky (FSN/SUN)	W, 93-79
D18	3-#15 Oklahoma State (ESPN2)	W, 79-77
D23	Texas (ESPN)	W, 111-105 ot
D28	Tennessee Tech (CSS)	W, 101-77
D30	East Tennessee State (CSS)	W, 93-88
J7	*Mississippi State (LFS)	W, 92-84
J10	*at Vanderbilt	L, 81-82
J13	at #5 Ohio State (CBS)	L, 66-68
J17	*at Auburn (LFS)	L, 80-83
J20	*South Carolina (FSN/SUN)	6:00 p.m.
J24	*at Ole Miss	8:00 p.m.
J28	*at Kentucky (CBS)	1:00 p.m.
J31	*Georgia	7:30 p.m.
F3	*at Florida (LFS)	3:00 p.m.
F6	*LSU (ESPN)	9:00 p.m.
F10	*Vanderbilt (LFS)	1:00 p.m.
F13	*Kentucky (ESPN)	7:00 p.m.
F17	*at South Carolina (ABC)	3:30 p.m.
F21	*Alabama (LFS)	8:00 p.m.
F24	*at Arkansas (LFS)	1:00 p.m.
F27	*Florida (ESPN)	9:00 p.m.
M3	*at Georgia	4:00 p.m.
M8-11	SEC Tournament (LFS & CBS)	TBD

1-Dick's Sporting Goods NIT Season Tip-Off (Nashville, Tenn.)  
 2-Dick's Sporting Goods NIT Season Tip-Off (New York, N.Y.)  
 3-Nashville, Tenn. (Gaylord Entertainment Center)  
 \* Southeastern Conference Game  
 All Times Eastern and Subject To Change

## Tennessee Sports Information

1720 Volunteer Blvd. • Knoxville, TN 37996

Phone: 865-974-1212

Fax: 865-974-1269

Web site: UTsports.com

Basketball SID: Craig Pinkerton

Office: 865-974-7501

Cell: 865-414-1167

E-mail: craig@tennessee.edu

Game #19



## Tennessee vs. South Carolina



6:00 p.m. (EST) • Saturday, January 20, 2007  
Thompson-Boling Arena • Knoxville, Tennessee

**Television:** Fox Sports Net (Comcast channel 19 in Knoxville). Dave Neal will handle the play-by-play duties while Eddie Fogler will join him to do the color commentary. Gavin Bodell is the producer.

**Radio:** The Vol Radio Network (50-plus stations covering 28 states). Bob Kesling is in his eighth year calling the play-by-play. Former Vol Bert Bertelkamp joins him courtside to provide the color commentary. Tim Berry is the engineer. Glenn Thackston is the producer. The game will also be available on SIRIUS Satellite Radio channel 152.

**Tickets:** Contact the University of Tennessee Ticket Office at 1-800-332-VOLS (8657) or 865-656-1200.  
**Officials:** Announced on game day.

### Tennessee

13-4 (1-2 SEC).....	Record.....	10-6 (0-3 SEC)
22nd Associated Press / 24th ESPN/USA Today ...	Ranking.....	None
Bruce Pearl (Boston College 1982).....	Head Coach.....	Dave Odom (Guilford 1965)
35-13 (2nd year).....	Record at School.....	110-75 (6th year)
352-97 (15th year).....	Overall Record.....	388-249 (21st year)
UTsports.com.....	Web Site.....	usc sports.com
Tennessee leads 25-22.....	Series	

### At A Glance

### South Carolina

### Probable Starters

Tennessee			Ht.	Wt.	Yr.	Hometown	PPG	RPG	APG
F	23	Dane Bradshaw	6-4	205	Sr.	Memphis, Tenn.	7.4	4.2	4.7
F	32	Duke Crews	6-7	233	Fr.	Hampton, Va.	9.9	5.9	0.8
G	2	JaJuan Smith	6-2	196	Jr.	Cleveland, Tenn.	14.2	4.1	1.5
G	5	Chris Lofton	6-2	200	Jr.	Maysville, Ky.	22.5	3.3	1.5
G	12	Ramar Smith	6-2	185	Fr.	Mt. Clemens, Mich.	9.1	3.2	3.1

South Carolina			Ht.	Wt.	Yr.	Hometown	PPG	RPG	APG
F	21	Dominique Archie	6-7	204	Fr.	Augusta, Ga.	8.1	4.8	0.7
F	23	Dwayne Day	6-6	186	Jr.	Mount Vernon, Ga.	7.9	2.8	1.0
C	33	Brandon Wallace	6-9	203	Sr.	Jackson, S.C.	11.0	8.8	2.0
G	1	Tre' Kelley	6-0	188	Sr.	Washington, D.C.	16.5	3.2	4.5
G	5	Brandis Raley-Ross	6-2	195	Fr.	Gastonia, N.C.	8.1	3.1	1.1

- Tennessee plays at home for only second time this month and the when the Vols play host to the South Carolina Gamecocks at 6 p.m. EST Saturday, Jan. 20, at Thompson-Boling Arena.
- The Vols are in a stretch where they are playing five of six games on the road. UT concluded a stretch of three consecutive road games (at Vanderbilt, at Ohio State and at Auburn) Wednesday night. After hosting South Carolina, the Vols return to the road to play at Mississippi and at Kentucky.
- The Vols are coming off an 80-83 loss at Auburn Wednesday, Jan. 17. Auburn went on an 18-0 run while UT missed 10 consecutive shots in the second half as the Tigers took control of the game. Auburn made 18 of 23 free throws in the second half to just three attempts for the Vols. Chris Lofton led Tennessee with 22 points while Ramar Smith added a career-high 19 points.
- The Vols have dropped their last three games by a combined six points. Vanderbilt scored on a tip-in as time expired to take an 82-81 win in Nashville Jan. 10 and then Ohio State needed a 3-pointer with 11.2 seconds left for a 68-66 in Columbus, Ohio, Jan. 13. Auburn held on for an 83-80 win Jan. 17.
- All-America candidate Chris Lofton is leading the SEC and ranks 10th in the nation with 22.5 points per game. One of the top shooters in the country, he averages 3.9 3-pointers per game and is connecting on 46.7 percent of his shots from beyond the arc.
- Tennessee is leading the SEC and ranks seventh in the nation with 84.2 points per game.
- South Carolina is 10-6 on the season and 0-3 in Southeastern Conference action following a 49-87 loss to Kentucky Tuesday. Senior guard Tre' Kelley leads the Gamecocks with 16.5 points per game.



# TENNESSEE BASKETBALL



## Tennessee Trends

- With two steals at Auburn (1/17/07) Dane Bradshaw tied Allan Houston for 10th on UT's career lists with 133 thefts.
- Tennessee is shooting just 43.9 percent (18-of-41) from the free throw line in its last three games. UT's opponents are shooting 76.9 percent (50-of-65) at the line during that time.
- Chris Lofton (70) and JaJuan Smith (44) have combined to make nearly as many 3-pointers as Tennessee's opponents have (117).
- Tennessee leads the SEC with 14.3 offensive rebounds per game.
- The Vols are forcing 20.2 turnovers per game.
- Tennessee's 13-2 start was its best 15-game start since beginning the 2000-01 season with a 14-1 record.
- UT scored 100 or more points in back-to-back games against Texas (111) and Tennessee Tech (101). The only other time in school history that the Vols reached the century mark in back-to-back games was during the 1957-58 season when the Vols won at Florida (100-91) and over Mississippi State (104-83).
- Tennessee is 22-2 at Thompson-Boling Arena over the last two seasons.
- The Vols are 15-0 in non-conference home games under Bruce Pearl.
- Bruce Pearl is 5-3 against ranked teams while at Tennessee. This year he is 2-2 with wins over No. 15 Oklahoma State and No. 16 Memphis and losses to No. 2 North Carolina and at No. 5 Ohio State.
- 11 different Vols have hit a 3-pointer this season.
- Chris Lofton has made at least one 3-pointer in 77 of his 79 career games.
- The Vols have made at least one 3-pointer in 302 consecutive games.
- UT's bench is averaging 22.7 points per game this season. In 2005-06, Tennessee's bench averaged 21.0 points per game.
- Since 2005-06 Tennessee's SEC opponents have a 5-13 record in the game immediately following their

contests against the Vols.

- Under Bruce Pearl, UT is 29-3 when leading or tied with five minutes left in the game.
- UT is 23-3 when scoring 80 or more points under the direction of Bruce Pearl.
- UT is 25-14 (.641) when playing before crowds of 20,000 or larger at Thompson-Boling Arena. In 2005-06 the Vols were 4-2 playing in front of 20,000 fans at home.
- Tennessee has an all-time record of 1,380-897-2 in 98 seasons of basketball.
- UT's 611 regular season Southeastern Conference victories rank third all-time in the SEC. Only Kentucky and Alabama have won more league games.
- Tennessee is 222-86 in its 20th season in Thompson-Boling Arena. The Volunteers have posted winning home records in 17 of their 19 seasons in the facility.
- Tennessee is the only Division I school ever to rank in the top five nationally in attendance for football, men's basketball and women's basketball in the same season. The Vols turned the trick for the third time in 2005-06.
- Seven walk-ons are listed on Tennessee's roster this season. Ben Bosse, Quinn Cannington, Rick Daniels-Mulholland, Justin Jackson, Marq Murden, Steven Pearl and Tanner Wild are each on the Volunteer squad.

## Vanderbilt Time Change

The start time for Tennessee's Feb. 10 game against Vanderbilt has been changed to 1 p.m. EST ... Lincoln-Financial Sports will televise the game from Thompson-Boling Arena.

## Media Information

### Internet

Information on Tennessee and the SEC is available on the World Wide Web. To access information on Tennessee, visit the university's site at UTsports.com. Information on SEC Basketball, can be accessed on the Web at SECSports.com.

### Covering Practice

Tennessee basketball practices are open to the media. Contact the sports information office for practice dates and times.

Tennessee players and coaches will be available for interviews at the conclusion of practice. If additional time is required with the players or coaches, contact Basketball SID Craig Pinkerton to make other arrangements.

### Media Luncheon

Bruce Pearl will host a media luncheon at noon each Monday beginning January 8.

### Postgame Interviews

The Tennessee locker room is closed. Coach Bruce Pearl will meet with the media following a brief cooling off period. Requested UT players will be available for interviews in the media room following Pearl's press conference.

### SEC Teleconference

The 12 SEC men's head basketball coaches are scheduled to participate every Monday and Thursday (Jan. 4 through March 5). The NCAA Tournament teleconference is set for Monday, March 12 at 11 a.m. (Eastern). It will feature coaches from all SEC teams participating in the NCAA Tournament.

#### Order of Appearance (All Times Eastern)

11:00 - Kevin Stallings, VU	11:42 - Bruce Pearl, UT
11:07 - Billy Donovan, UF	11:49 - Stan Heath, AR
11:14 - Dave Odom, SC	11:56 - Mark Gottfried, UA
11:21 - Dennis Felton, GA	12:03 - Jeff Lebo, AU
11:28 - John Brady, LSU	12:10 - Andy Kennedy, UM
11:35 - Tubby Smith, UK	12:17 - Rick Stansbury, MS

### Weekly Highlights And Interviews On Satellite

Highlights and interviews will be available on satellite every Monday from 3:30-3:45 p.m. (EST). The feed will be available beginning on Nov. 27 and will run through March 5. Due to holidays, there will not be a feed on Dec. 25 and the feeds scheduled for Monday Jan. 1 and Jan. 15 will be broadcast on Tuesday Jan. 2 and Jan. 16, respectively. Please credit Host Communications/UTV for any video used. The coordinates for the feed are SBS 6 (Ku), Transponder 2, Uplink Freq. 14049.5 (H), Downlink Freq. 11749.5 (V). For problems with the feed, call (865) 974-5069.

## Tennessee Roster

No.	Name	Pos.	Ht.	Wt.	Cl.	Hometown (Last School)
2	JaJuan Smith	G	6-2	196	Jr.	Cleveland, Tenn. (McMinn County HS)
4	Wayne Chism	F	6-9	245	Fr.	Bolivar, Tenn. (Bolivar Central HS)
5	Chris Lofton	G	6-2	200	Jr.	Maysville, Ky. (Mason County HS)
11	Quinn Cannington	G	6-4	165	Fr.	Knoxville, Tenn. (Fulton HS)
12	Ramar Smith	G	6-2	185	Fr.	Mt. Clemens, Mich. (Martin Luther King HS)
13	Tony Passley	F	6-5	218	So.	Indianapolis, Ind. (Redlands CC)
15	Jordan Howell	G	6-3	192	Jr.	Auburn, Ala. (Bob Jones HS)
21	Justin Jackson	G	5-11	173	So.	Fredericksburg, Va. (Fredericksburg Academy)
22	Steven Pearl	F	6-5	222	Fr.	Knoxville, Tenn. (West HS)
23	Dane Bradshaw	G	6-4	205	Sr.	Memphis, Tenn. (White Station HS)
24	Tanner Wild	G	6-0	170	So.	Huntington, W.Va. (Huntington HS)
25	Josh Tabb	G	6-4	193	Fr.	Carbondale, Ill. (Harmony Comm. School)
30	Ben Bosse	F	6-7	197	So.	Knoxville, Tenn. (Farragut HS)
32	Duke Crews	F	6-7	233	Fr.	Hampton, Va. (Bethel HS)
34	Ryan Childress	F	6-9	238	So.	Cincinnati, Ohio (Moeller HS)
40	Rick Daniels-Mulholland	F	6-5	250	So.	Oak Ridge, Tenn. (Oak Ridge HS)
44	Marq Murden	G	6-0	180	Fr.	Saulsbery, Tenn. (Middleton HS)

## Basketball Staff

**Head Coach:** Bruce Pearl (Boston College 1982)  
**Associate Head Coach:** Tony Jones (Concordia Univ. 1993)  
**Assistant Coach:** Steve Forbes (Southern Arkansas 1988)  
**Assistant Coach:** Jason Shay (Iowa 1995)  
**Dir. of Operations:** Ken Johnson (Albertson College 1993)  
**Basketball Trainer:** Chad Newman (Tennessee 1994)  
**Strength Coach:** Troy Wills (Emory & Henry 2000)

## Pronunciation

Ben Bosse	BOSS-ee
Tony Passley	PASS-lee
JaJuan Smith	JUH-wan
Ramar Smith	RUH-mar



# TENNESSEE BASKETBALL



## South Carolina Roster

No.	Name	Pos.	Ht.	Wt.	Cl.	Hometown (Last School)
1	Tre' Kelley	G	6-0	188	Sr.	Washington, D.C. (Dunbar)
4	Bryce Sheldon	G/F	6-4	196	Sr.	Anaheim, Calif. (Loara)
5	Brandis Raley-Ross	G	6-2	195	Fr.	Gastonia, N.C. (Gaston Day School)
10	Chad Gray	F	6-7	210	Fr.	Kingstree, S.C. (Florida Prep)
12	Branden Conrad	G	6-2	168	Jr.	Charlotte, N.C. (Providence Day School)
13	Ryan McDonough	F	6-6	210	So.	Holliston, Mass. (Holliston)
20	Zam Fredrick II	G	6-0	196	Jr.	St. Matthews, S.C. (Calhoun County)
21	Dominique Archie	F	6-7	204	Fr.	Augusta, Ga. (TW Josey)
23	Dwayne Day	G/F	6-6	186	Jr.	Mount Vernon, Ga. (Montgomery High)
24	Ousmane Konate	F/C	6-10	270	Jr.	Pikine, Senegal (Laurinburg)
25	Devan Downey	G	5-9	168	So.	Chester, S.C. (Chester)
31	Evaldas Baniulis	F	6-7	209	Fr.	Lithuania (Florida Air Academy (Melbourne, Fla.))
32	David Chambers	F	6-5	215	Fr.	Raleigh, N.C. (St. David's School)
33	Brandon Wallace	F	6-9	203	Sr.	Jackson, S.C. (Silver Bluff)
51	Mitchell Carter	C	6-10	273	Fr.	Milwaukee, Wisc. (Rufus King)

### Looking At South Carolina

South Carolina has struggled through a treacherous schedule to start 2007 ... The Gamecocks are 10-6 on the season and 0-3 in SEC action after dropping consecutive games to No. 9 Kansas (54-70), at Georgia (56-80), vs. No. Florida (50-84) and to No. 25 Kentucky (49-87) ... Senior guard Tre' Kelley leads the Gamecocks with 16.5 points and 4.5 assists per game ... Kelley, who has struggled with a sprained left knee suffered Dec. 29, led USC with 19 points against Kentucky Tuesday night ... Brandon Wallace, a 6-foot-9 forward, is second on the team with 11.0 points and a team-best 8.8 rebounds per game ... Wallace ranks 16th nationally with 2.6 blocked shots per game ... Two of USC's top four scorers are freshmen ... Dominique Archie and Brandis Raley-Ross are each averaging 8.1 points per game ... Raley-Ross has earned SEC Freshman of the Week honors two times while Archie has won the award once ... The

Gamecocks rank fourth in the nation by committing just 13.5 personal fouls per game ... USC takes care of the ball, averaging just 11.9 turnovers per game ... Dave Odom is 110-75 in his sixth season at South Carolina and 388-249 in 22 years as a head coach.

### The South Carolina Series

Tennessee leads the all-time series 25-22 ... The Vols swept this last year's regular season meetings with a 76-69 win in Columbia and an 81-65 victory in Knoxville but South Carolina took a 79-71 win in the second round of the SEC Tournament ... When the series is played in Knoxville, the Vols own a 17-7 advantage ... The Vols have won 12 of the last 19 meetings between the schools ... South Carolina leads the series 13-7 when it is played in Columbia ... UT is 1-3 against South Carolina in the Colonial

Center ... The two teams have met three times in the Southeastern Conference Tournament with South Carolina holding a 2-1 advantage ... Tennessee and South Carolina met for the first time on Jan 15, 1927 in Columbia ... The two teams played off-and-on between the 1927 and 1972 seasons but did not play each other from 1972 until 1988 when the series was renewed.

### Last Meeting With South Carolina

South Carolina upset Tennessee 79-71 March 10, 2006, in the semifinals of the SEC Tournament in Nashville ... The Gamecocks shot 70.0 percent (14-of-20) in the second half and finished the game shooting 54.9 percent ... South Carolina went on a 9-3 run to finish the first half and never trailed in the second half ... USC led by as many as 17 points in the second half ... C.J. Watson led the Vols with 23 points on 8-of-12 shooting from the field ... Chris Lofton scored all of his 12 points in the second half and Dane Bradshaw added 10 points ... Tre' Kelley led USC with 25 points on 7-of-13 shooting from the field and 9-of-10 shooting from the free throw stripe ... The Vols committed 21 turnovers off 12 South Carolina steals.

### Last Game: Vols Fall At Auburn

Auburn used an 18-0 run and then made 12 of its 14 free throws in the game's final three minutes to upset the 22nd-ranked Volunteers 83-80 Wednesday, Jan. 17, at Beard-Eaves Memorial Coliseum in Auburn ... It was a game in which free throw shooting played a pivotal role as the Tigers made 20-of-28 attempts (71.4 percent), including 18-of-23 in the second half while Tennessee converted just 46.7 percent of its charity tosses, including just 2-of-3 in the second half ... UT led 66-52 midway through the second half

## Statistical Comparison

Tennessee		South Carolina
84.2	Points	62.6
75.1	Opponent Points	65.9
+9.1	Scoring Margin	-3.3
.453	Field Goal %	.417
.450	Opponent Field Goal %	.448
.371	Three-Point %	.311
.340	Opponent Three-Point %	.353
.648	Free Throw %	.648
37.3	Rebounds	32.6
37.7	Opponent Rebounds	34.2
-0.3	Rebounding Margin	-1.7
16.1	Assists	11.1
15.6	Turnovers	11.9
10.1	Steals	4.4
3.4	Blocks	4.5
13-5, 1-2	Record	10-6, 0-3
22nd	AP Rank	None

## Individual Statistical Leaders

Tennessee		South Carolina
Lofton, 22.5	Points	Kelley, 16.5
Crews, 5.9	Rebounds	Wallace, 8.8
Bradshaw, 4.7	Assists	Kelley, 4.5
Crews, .530	FG %	Archie, .526
Lofton, .467	3Pt %	Sheldon, .435
Lofton, .807	FT %	Sheldon, .870

## 2006-07 SEC Standings

As of January 18

Eastern Division	SEC	Pct.	H	A	Div.	ALL	Pct.	H	A	N	Last 10	Streak
Kentucky	4-0	1.000	2-0	2-0	1-0	15-3	.833	10-0	3-1	2-2	10-0	W11
Florida	3-0	1.000	2-0	1-0	2-0	16-2	.889	12-0	1-1	3-1	9-1	W9
Georgia	3-1	.750	2-0	1-1	2-1	11-5	.688	8-2	2-3	1-0	6-4	W3
Vanderbilt	2-2	.500	2-0	0-2	1-1	12-6	.667	9-2	1-3	2-1	7-3	W1
Tennessee	1-2	.333	1-0	0-2	0-1	13-5	.722	9-0	1-3	3-2	7-3	L3
South Carolina	0-3	.000	0-2	0-1	0-3	10-6	.625	7-4	3-2	0-0	6-4	L4
Western Division	SEC	Pct.	H	A	Div.	ALL	Pct.	H	A	N	Last 10	Streak
LSU	2-1	.667	2-0	0-1	2-1	13-4	.765	11-1	2-2	0-1	8-2	W2
Auburn	2-2	.500	2-0	0-2	0-1	12-7	.632	12-2	0-3	0-2	6-4	W1
Alabama	1-2	.333	1-0	0-2	1-1	14-3	.824	9-0	1-3	4-0	7-3	L1
Mississippi State	1-2	.333	1-0	0-2	1-0	10-6	.625	8-1	1-5	1-0	6-4	L1
Ole Miss	1-3	.250	1-1	0-2	1-2	12-6	.667	9-1	1-5	2-0	5-5	L1
Arkansas	1-3	.250	1-1	0-2	1-1	12-6	.667	9-1	0-4	3-1	5-5	L3

**January 16 (Tuesday)**  
\*Kentucky 87, at South Carolina 49

**January 17 (Wednesday)**  
\*at Auburn 83, Tennessee 80  
\*at LSU 62, Ole Miss 55  
\*at Vanderbilt 94, Alabama 73  
\*Georgia 67, at Arkansas 64

**January 20 (Saturday)**  
\*Georgia at Alabama [CBS] 12:30 p.m.  
\*Ole Miss at Florida [LFS] 1:00 p.m.  
\*Auburn at Miss State 2:00 p.m.

\*LSU at Arkansas [CBS] 2:45 p.m.  
\*Vanderbilt at Kentucky [LFS] 3:00 p.m.  
\*So. Carolina at Tennessee [FSN] 6:00 p.m.

**January 23 (Tuesday)**  
\*Alabama at Auburn [ESPN] 8:00 p.m.

**January 24 (Wednesday)**  
\*Kentucky at Georgia [LFS] 7:00 p.m.  
\*Vanderbilt at LSU [CST#] 7:00 p.m.

\*Tennessee at Ole Miss 7:00 p.m.  
\*Arkansas at South Carolina 7:30 p.m.  
\*Florida at Miss State [LFS] 8:00 p.m.

**January 27 (Saturday)**  
\*Ole Miss at Vanderbilt [LFS] Noon  
\*Arkansas at Alabama [LFS] 2:00 p.m.  
\*Florida at Auburn [FSN/SUN] 4:00 p.m.  
\*So. Carolina at Miss State [FSN] 6:00 p.m.

**January 28 (Sunday)**  
\*Tennessee at Kentucky [CBS] 1:00 p.m.  
\*LSU at Georgia [LFS] 3:00 p.m.

**January 30 (Tuesday)**  
\*Miss State at Ole Miss [ESPN] 6:00 p.m.



# TENNESSEE BASKETBALL



when Auburn went on an 18-0 run to take the lead ... Tennessee went nearly seven minutes without scoring during the run until Chris Lofton hit a layup with just over three minutes remaining to cut the lead to 70-68 ... Lofton scored 10 of the Vols' final 14 points on his way to a 22-point effort ... Lofton was 6-of-12 from 3-point range ... Freshman Ramar Smith scored a career-high 19 points while JaJuan Smith added 16 ... Frank Tolbert led the Tigers with 24 points and Quan Prowell had 21.

## Prince Joins Vols

Bruce Pearl announced Jan. 16 that J.P. Prince has enrolled at the University of Tennessee and will join the Vols' basketball team ... A 6-foot-6 guard, Prince will be allowed to practice with the team immediately and will be eligible to play as a sophomore beginning in January 2008 ... Prince transferred to Tennessee from the University of Arizona where he made three appearances for the nationally-ranked Wildcats this season ... As a freshman last year he averaged 2.2 points, 1.9 rebounds and 1.8 assists in 28 games ... At White Station High School in Memphis he led the Spartans to a 142-12 record and three state championships (2002-04) ... He was named the Gatorade Player of the Year for the state of Tennessee as a senior in 2005 after averaging 27.0 points, 7.0 rebounds, 4.0 assists and 3.0 steals per game.

## Close Calls

Tennessee has lost its last three games by a combined total of six points ... Two of the games were decided by shots in the final seconds ... Vanderbilt's Shan Foster tipped in a miss as time expired to give the Commodores an 82-81 in Nashville Jan. 10 ... Ohio State's Ron Lewis hit a 3-pointer with 11.2 seconds remaining to give the fifth-ranked Buckeyes a two-point (68-66) win in Columbus, Ohio, Jan. 13 ... UT is 5-3 in games decided by 10 points or less and 2-3 in games decided by five points or fewer this season.

## Tough Schedule

Tennessee's schedule ranked as the 10th toughest in the nation according to CollegeRPI.com on Jan. 15 ... The Vols' non-conference slate has featured six teams currently ranked in the Associated Press poll ... UT has played No. 4 North Carolina, No. 7 Ohio State, No. 12 Oklahoma State, No. 17 Memphis, No. 18 Butler and No. 21 Texas (current rankings listed) ... Additionally, the Vols have six more games remaining on their schedule against teams that are currently ranked in the Associated Press poll.

## UT Leading SEC In Scoring

Tennessee is leading the SEC and ranks seventh nationally in scoring offense with 84.2 points per game ... Leading the league in scoring is nothing new for a Bruce Pearl coached team ... Pearl's teams are leading their conference in scoring for the eighth consecutive year ... The last time one of his squads did not lead the league in scoring was in 1998-99 when Southern Indiana finished second in the Great Lakes Valley Conference with 81.2 points per game.

## Vols In The Record Books

### Career Scoring

- 2801 Allan Houston, 1989-93
- 2249 Ernie Grunfeld, 1973-77
- 2219 Tony White, 1983-87
- 2103 Reggie Johnson, 1976-80
- 2065 Dale Ellis, 1979-83
- 1962 Bernard King, 1974-77
- 1877 Dyron Nix, 1985-89
- 1737 Vincent Yarbrough, 1999-02
- 1683 Carl Widseth, 1952-56
- 1651 Brandon Wharton, 1995-99
- 1600 Michael Brooks, 1981-85
- 1588 Tony Harris, 1998-01
- 1569 Ron Slay, 2000-03
- 1432 Ron Widby, 1965-67
- 1424 C.J. Watson, 2002-06
- 1418 Steve Hamer, 1993-96
- 1407 Jimmy England, 1969-71
- 1343 Mike Edwards, 1971-73
- 1332 Chris Lofton, 2004-present**
- 1319 Herman Thompson, 1954-57
- 1304 Isiah Victor, 1998-01
- 1263 Brandon Crump, 2001-05
- 1261 C.J. Black, 1997-2000
- 1243 Mike Jackson, 1974-77
- 1236 Bill Justus, 1967-69
- 1225 A.W. Davis, 1963-65
- 1217 Ed Wiener, 1952-55
- 1202 Len Kosmalkski, 1972-74
- 1201 Howard Wood, 1978-81
- 1199 Gary Carter, 1979-82
- 1198 Greg Bell, 1988-91
- 1196 Don Johnson, 1969-71
- 1173 Paul Walther, 1945-1949
- 1156 Lang Wiseman, 1990-93
- 1149 Fred Jenkins, 1984-87
- 1096 Terry Crosby, 1976-79
- 1071 Bobby Croft, 1968-70
- 1070 Rob Jones, 1983-86
- 1020 Gene Tormohlen, 1957-59

### Season Steals

- 78 LaMarcus Golden, 1993-94
- 67 Tyrone Beaman, 1982-83
- 66 Clarence Swearngen, 1988-89
- 64 Ian Lockhart, 1989-90
- 60 Chris Lofton, 2005-06
- 60 LaMarcus Golden, 1992-93
- 59 C.J. Watson, 2005-06
- 58 Vincent Yarbrough, 2001-02
- 58 C.J. Watson, 2004-05
- 56 Dane Bradshaw, 2005-06
- 55 Vincent Yarbrough, 1999-00
- 55 Clarence Swearngen, 1987-88
- 55 Vincent Yarbrough, 2000-01
- 53 Terry Crosby, 1978-79
- 52 Fred Jenkins, 1984-85
- 52 Lang Wiseman, 1990-91
- 52 Dale Ellis, 1982-83
- **39 JaJuan Smith, 2006-07**
- **38 Dane Bradshaw, 2006-07**
- **30 Chris Lofton, 2006-07**

### Career Steals

- 211 Vincent Yarbrough, 1998-02
- 198 C.J. Watson, 2002-06
- 177 Fred Jenkins, 1983-87
- 173 Tyrone Beaman, 1980-84
- 154 Dale Ellis, 1979-83
- 150 Brandon Wharton, 1995-99
- 145 Tony Harris, 1997-01
- 138 LaMarcus Golden, 1992-94
- 138 Dyron Nix, 1985-89
- 133 **Dane Bradshaw, 2003-present**
- 133 Allan Houston, 1989-93
- **130 Chris Lofton, 2004-present**

### Career Assists

- 715 Johnny Darden, 1975-79
- 577 C.J. Watson, 2002-06
- 525 Rodney Woods, 1972-75
- 509 Tony Harris, 1997-01
- 491 Tyrone Beaman, 1980-84
- 460 Allan Houston, 1989-93
- 397 Michael Brooks, 1980-83,84-85
- 388 Fred Jenkins, 1983-87
- 352 Jon Higgins, 1999-03
- 332 Bert Bertelkamp, 1976-80
- **306 Dane Bradshaw, 2003-present**

### Season 3-Pointers Made

- 114 Chris Lofton, 2005-06
- 99 Allan Houston, 1990-91
- 93 Chris Lofton, 2004-05
- 83 Allan Houston, 1989-90
- 82 Allan Houston, 1991-92
- 82 Allan Houston, 1992-93
- 73 Tony Harris, 1999-00
- 70 Chris Lofton, 2006-07**
- 66 Greg Bell, 1989-90
- 65 Scooter McFadgon, 2003-04
- 64 Tony Harris, 1998-99

### Career 3-Pointers Made

- 346 Allan Houston, 1989-93
- 277 Chris Lofton, 2004-present**
- 240 Tony Harris, 1997-01
- 231 Brandon Wharton, 1995-99
- 209 Jon Higgins, 1999-03
- 179 Vincent Yarbrough, 1998-02
- 171 Greg Bell, 1987-91
- 165 C.J. Watson, 2002-06
- 152 Lang Wiseman, 1989-93
- 115 JaJuan Smith, 2004-present**
- 108 Scooter McFadgon, 2003-05

### Season 3-Point Percentage

- 486 Jon Higgins, 2000-01
- 467 Chris Lofton, 2006-07**
- 465 Chris Lofton, 2004-05
- 437 Chris Lofton, 2005-06
- 434 Mark Griffin, 1988-89
- 432 Allan Houston, 1989-90
- 431 Greg Bell, 1989-90
- 430 Brandon Wharton, 1996-97
- 429 Brandon Wharton, 1997-98
- 429 Allan Houston, 1990-91
- 422 C.J. Watson, 2005-06

### Career 3-Point Percentage

- 453 Chris Lofton, 2004-present**
- 424 Allan Houston, 1989-93
- 400 Brandon Wharton, 1995-99
- 399 Greg Bell, 1987-91
- 398 Jon Higgins, 1999-03
- 396 C.J. Watson, 2002-06
- 373 Thaydeus Holden, 2001-03
- 370 Ron Slay, 1999-03
- 361 Tony Harris, 1997-01
- 359 JaJuan Smith, 2004-present**
- 359 Scooter McFadgon, 2003-05

### Career 3-Pointers Attempted

- 817 Allan Houston, 1989-93
- 665 Tony Harris, 1997-01
- 611 Chris Lofton, 2004-present**
- 578 Brandon Wharton, 1995-99
- 526 Vincent Yarbrough, 1998-02
- 525 Jon Higgins, 1999-03
- 429 Greg Bell, 1987-91
- 425 Lang Wiseman, 1989-93
- 417 C.J. Watson, 2002-06
- 320 JaJuan Smith, 2004-present**
- 300 Scooter McFadgon, 2003-05

### SEC Career 3-Point Percentage

- 460 Barry Booker, VU - 1984-89
- 453 Chris Lofton, UT - 2004-Pres.**
- 446 Bill McCaffrey, VU - 1991-94
- 445 Travis Ford, UK - 1990-94
- 445 Jody Patton, UG - 1987-91
- 441 Wesley Person, AU - 1990-94
- 438 Scott Draud, VU 1986-88,89-91
- 438 Lee Humphrey, UF - 2003-Pres.
- 432 Scotty Thurman, AR - 1992-95
- 427 Kenyan Weaks, UF - 1996-00
- 424 Allan Houston, UT - 1989-93
- 423 Ronnie Battle, AU - 1989-93
- 420 Greg Stolt, UF - 1995-99
- 412 Frank Seckar, VU - 1992-96
- 407 Shan Foster, VU - 2004-Pres.

### SEC Career 3-Pointers Made

- 366 Pat Bradley, AR - 1995-99
- 346 Allan Houston, UT - 1999-03
- 296 Ronnie McMahan, VU - 1991-95
- 288 Scott Draud, VU 1986-88,89-91
- 283 Tony Delk, UK - 1992-96
- 278 Frank Seckar, VU - 1992-96
- 278 Aaron Harper, UM - 2000-04
- 277 Chris Lofton, UT - 2004-Pres.**
- 274 Brett Nelson, UF - 1999-03
- 267 Scotty Thurman, AR - 1992-95
- 267 Anthony Roberson, UF - 2002-05
- 264 Jamel Bradley, SC - 1998-02
- 263 Brian Williams, UA - 1995-99
- 262 Wesley Person, AU - 1990-94
- 259 Eric Washington, UA - 1993-97
- 258 Darryl Wilson, MS - 1993-96
- 258 Darrel Mitchell, LS - 2002-06
- 254 Keith Bogans, UK - 1999-03
- 249 Keith Carter, UM - 1995-99
- 246 Barry Booker, VU - 1985-89



# Chris Lofton

## All-America Candidate

### Lofton Lately

- Leads the SEC with 22.5 points per game.
- Leads the SEC with 3.9 3-pointers per game.
- According to the Jan. 15 NCAA statistics, he ranks ninth in the nation in scoring (22.5), fifth in 3-pointers per game (3.8), 23rd in 3-point percentage (46.4).
- 70 3-pointers this season rank eighth on UT's single-season charts.
- Shooting 46.7 percent (70-of-150) from behind the arc this season. Jon Higgins (2000-01) owns the school record at 48.6 percent (53-of-109).
- Made at least five 3-pointers in a game eight times.
- Made at least two 3s in 27 of his last 29 games.
- Owns five of the top six scoring performances in the SEC this year.
- Scored 30 or more points five times this season.
- Has shot 88 free throws this season after shooting just 60 free throws all of last season.
- Scored 28 of his career-high 35 points after halftime to lead the Vols from a 17-point second half deficit to a 111-105 overtime win over Texas (12/23/06).
- Scored his first career double-double with 35 points and 11 rebounds against Texas (12/23/06).
- Scored 34 points in Tennessee's win over 16th-ranked Memphis (12/6/06). With less than a minute left in the first half his 21 points were more than the Tigers' 20 points.
- He reached the 1,000 career scoring mark Nov. 22 against Butler in New York's Madison Square Garden ... He currently ranks 19th on UT's career scoring lists with 1,332 career points ... Only Allan Houston (1,415), Bernard King (1,290), Mike Edwards (962) and Ernie Grunfeld (928) scored more points in their first two seasons at Tennessee.

### School Single-Game Records

- 3-pointers made (9 at Georgia on Feb. 11, 2006)
- 3-pointers attempted (18 vs. Wichita State on March 18, 2006)
- 3-point percentage (1.000 [5-5] at New Mexico on Dec. 18, 2004)
- Free throw percentage (1.000 [13-13] vs. East Tennessee State on Dec. 30, 2006)

### Season Records

- 3-pointers made (114 in 2005-06)
- 3-point attempts (261 in 2005-06)
- 3-pointers per game (3.80 in 2005-06)
- His 114 3-pointers made in 2005-06 are the second-most in SEC history.

### Career Records

- Second all-time at UT with 277 3-pointers made.
- Third all-time at UT with 611 3-point attempts.
- Ranks eighth in Southeastern Conference history with 277 career 3-pointers made.
- Career 3-point percentage of 45.3 (277-of-611) is the best in school history and currently ranks second in Southeastern Conference history.

### 2006-07 Honors

- Wooden Award preseason candidate.
- Naismith Award preseason candidate.
- Rated the nation's top shooting guard by Rivals.com in its latest College Basketball Power Rankings.
- Rated the No. 7 overall player and No. 2 guard in the nation in CBS Sportsline.com's weekly player rankings.
- ESPN.com National Player of the Week (Dec. 26)
- Dick Vitale's co-National Player of the Week on Dec. 11.
- SEC Player of the Week (Nov. 20)
- SEC Player of the Week (Dec. 11)
- SEC Player of the Week (Dec. 24)
- Has won SEC Player of the Week honors six times in his career which is tied with Alabama's Kennedy Winston for most in SEC history.
- Preseason first team selection to the 2007 SEC Coaches Preseason All-SEC Team.
- Preseason first team All-America (Street & Smith's).

### Quotable

"It's not a matter of how much I score, I don't even look at that. I look at wins."

— *Chris Lofton*

"I think we are almost limiting him when we talk about how he's a great shooter. He is maturing into a great player."

— *Jay Bilas, ESPN*

"You'd be hard-pressed to find a better contested jump shooter in college basketball than Chris Lofton."

— *Jimmy Dykes, ESPN*

"Lofton is an unbelievable player and shows he plays both sides of the ball."

— *Rick Majerus, ESPN*

"The best shooter in the nation."

— *Jay Bilas, ESPN*

"Lofton grew as a player tonight (against Oklahoma State). He looked at a problem and he made it into an opportunity."

— *Rick Majerus, ESPN*

"Chris Lofton is everything and then some for the Tennessee Vols."

— *Dave Neal, Fox Sports Net*

"He was unbelievable."

— *John Calipari, Memphis head coach*

"Chris is a great player and he made shots all over the court. We knew he was a great shooter and we had a hand in his face, but he still made them."

— *Willie Kemp, Memphis guard*

"He's just blessed. He just has a natural sense of how to get the ball in the hoop. You can get people down there but not everybody can finish like that. A six-one, slow kid from Maysville, he can do it better than anybody."


— *Dane Bradshaw*

"He's unbelievable, man. I really respect his game. I was in his face. I thought it was good defense, but he hit two long 3's on me. Credit goes to him. He played a great game."

— *Kevin Durant, Texas guard/forward*

"Chris Lofton is crazy. He shoots from halfcourt with three people in his face and doesn't even look to see if it goes in. He knows it's in. Sometimes I question if he even saw the rim. He throws it up there and it goes in."

— *Dan Cage, Vanderbilt guard*





# TENNESSEE BASKETBALL



## Free Throw Woes

Free throws have been a key component to Tennessee's three-game losing streak ... The Vols are shooting just 43.9 percent (18-of-41) from the line over the last three games, which have been decided by a total of just six points ... UT's opponents are shooting 76.9 percent (50-of-65) during the stretch ... Through their first 15 games, the Vols were averaging 27.7 free throw attempts per game but are getting to the stripe just 13.7 times in the last three games ... Chris Lofton averaged 5.7 free throw attempts in his first 15 games but has shot just three free throws in the last three games.

## Vols In The NCAA Stats

Tennessee is prominently listed among the national leaders according to the January 15 NCAA statistics. Following is where the Vols rank nationally:

- Scoring offense: 84.5 ppg / 7th
- 3-pointers per game: 9.5 3pg / 10th
- Assists per game: 16.2 apg / 47th
- Steals per game: 10.2 spg / 10th
- Points per game: Chris Lofton - 22.5 pts / 9th
- 3-pointers per game: Chris Lofton - 3.8 3pg / 5th
- 3-point percentage: Chris Lofton - 46.4 % / 23rd
- Steals per game: Dane Bradshaw - 2.1 spg / 50th
- Steals per game: JaJuan Smith - 2.1 spg / 50th

## Freshmen Growing Up

Tennessee has relied heavily upon its freshmen this season and each of them have continued to improve with each game they play.

- Wayne Chism shot just 34.7 percent from the field through his first 10 games but has adjusted to the physical play in the paint and is shooting 47.3 percent through his last eight games.
- Ramar Smith averaged just 5.5 points and 2.2 assists and had an assist-to-turnover ratio of 0.7 in his first 11 games. In his last seven games he is averaging 14.7 points and 4.4 assists with an assist-to-turnover ratio of 2.8.
- Duke Crews made the smoothest transition from high school to college but even he has seen his number increase from 9.2 points and 5.3 rebounds through his first 10 games to 10.9 points and 6.8 rebounds while making 57.1 percent of his field goals in his last seven outings.
- Josh Tabb's contributions are not as obvious statistically but his play continues to improve as he has become one of UT's top defensive players this year.

## Bench Contributing

Tennessee's bench has played a key role in the Vols' success early this season ... UT's bench is averaging 22.7 points per game ... Two times this season the bench has contributed at least 40 points in a game ... Wayne Chism is giving the Vols 8.3 points and 5.3 rebounds per game coming off the bench ... Last year UT got 21.0 points per game from its bench ... Part of the reason for the production off the bench is that no one averages more than 31 minutes per game.

Tennessee Quick Facts	
Location.....	Knoxville, Tennessee
Founded.....	1794
Conference.....	Southeastern
Enrollment.....	25,244
Home Court.....	Thompson-Boling Arena
Capacity.....	24,535
Record In Arena.....	222-86 (20th Year)
First Game.....	12/3/87 (Tennessee 82, Marquette 56)
Largest Crowd.....	25,610 vs. Kentucky (1/21/89)
Colors.....	Orange & White
Nickname.....	Volunteers
Mascot.....	Smokey
Band.....	Pride of the Southland
President.....	Dr. John Petersen
Faculty Representative.....	Dr. Todd Diacon
Athletic Director.....	Mike Hamilton
Athletic Department Phone.....	(865) 974-1220
Ticket Office Phone.....	(865) 656-1200

## History

First Year Of Basketball.....	1908-09
All-Time Record.....	1,367-892-2 (.605)
NCAA Tournament Appearances.....	14
(1967, 76, 77, 79, 80, 81, 82, 83, 89, 98, 99, 00, 01, 06)	
Last NCAA Opponent.....	Wichita State (3/18/06)
Result.....	L, 73-80
National Invitation Tournament Appearances.....	11
(1945, 69, 71, 84, 85, 88, 90, 92, 96, 03, 04)	
Last NIT Opponent.....	at George Mason (3/17/04)
Result.....	L, 55-58

## Team Information

2005-06 Overall Record.....	22-8
Home / Away / Neutral.....	13-2 / 7-3 / 2-3
SEC Record.....	12-4
Home / Away / Neutral.....	6-2 / 6-2 / 0-0
SEC Finish.....	1st (East)
Final Ranking (AP / USA Today).....	18th / 20th
Starters Returning/Lost.....	2/3
Letterwinners Returning/Lost.....	5/5

## Coaching Staff

Head Coach.....	Bruce Pearl (Boston College 1982)
Record at Tennessee.....	35-13 (2nd Year)
Career Record.....	352-97 (15th Years)
Basketball Office Phone.....	(865) 974-1206
Basketball Office Fax.....	(865) 974-0097
Best Time To Reach Coach.....	Contact SID
Associate Head Coach.....	Tony Jones
(Concordia University 1993)	
Assistants.....	Steve Forbes (Southern Arkansas 1988)
Jason Shay (Iowa 1995)	
Director of Basketball Operations.....	Ken Johnson
(Albertson College 1993)	
Basketball Trainer.....	Chad Newman (Tennessee 1994)
Strength Coach.....	Troy Wills (Emory & Henry 2000)

## Sports Information

Basketball SID.....	Craig Pinkerton (Kansas State 1994)
Home Phone.....	(865) 670-1821
Cell Phone.....	(865) 414-1167
E-mail.....	craig@tennessee.edu
Associate AD/SID.....	Bud Ford (Tennessee 1966)
Associate SID.....	John Painter (Tennessee 1988)
Assistant SID.....	Tom Satkowiak (Tennessee 2002)
SID Office Phone.....	(865) 974-1212
SID Office Phone (Night).....	(865) 974-1212
SID Office Fax.....	(865) 974-1269
Press Row Phone (Scores & Updates).....	(865) 544-0789
SID Mailing Address.....	P.O. Box 15016
Knoxville, TN 37901	
Overnight Address.....	1720 Volunteer Blvd., Room 255
Knoxville, TN 37996	
Web Address.....	www.UTsports.com



## Vols In 20th Season At Thompson-Boling Arena

Thompson-Boling Arena is celebrating its 20th season in 2006-07 ... The Vols have won 72.0 percent of their games in Thompson-Boling Arena and have ranked in the top 10 nationally in attendance nine times, including in 2005-06 when UT ranked fifth nationally with 17,954 fans per game ... The arena is getting ready to undergo its first major facelift as construction has already begun on a practice facility and construction will begin on the inside of the arena immediately following the 2006-07 season.

- Tennessee is 222-86 (.721) in its 20th season in Thompson-Boling Arena.
- Since the 1998 season, the Vols are 123-27 (.820) in Thompson-Boling Arena.
- The Vols are 53-20 against SEC teams at home over the last nine seasons.
- UT has won 75 of its last 82 home games against non-conference opponents.
- UT is 15-0 in home games against non-conference opponents under Bruce Pearl.
- Tennessee is 9-0 at home this season.



# TENNESSEE BASKETBALL



## Tennessee In The SEC Statistics

Team	All Games		SEC Games		Individual	All Games		SEC Games	
	Rank	Stat	Rank	Stat		Rank	Stat	Rank	Stat
Scoring Offense	1	84.2	1	84.3	<b>Scoring</b>				
Scoring Defense	12	75.1	11	83.0	Chris Lofton	1	22.5	1	24.0
Scoring Margin	8	+9.1	6	+1.3	JaJuan Smith	15	14.2	--	--
Free Throw Percentage	10	.648	12	.559	Ramar Smith	--	--	7	16.3
Field Goal Percentage	9	.453	3	.495	<b>Rebounding</b>				
Field Goal % Defense	12	.450	10	.500	Duke Crews	15	5.9	t-14	6.7
3-Point FG Percentage	6	.371	3	.432	Wayne Chism	19	5.3	--	--
3-Point FG % Defense	9	.340	6	.377	<b>Field Goal Percentage</b>				
Rebounding Offense	8	37.3	11	32.3	Chris Lofton	6	.508	6	.543
Rebounding Defense	12	37.7	11	39.3	Ramar Smith	--	--	7	.543
Rebounding Margin	10	-0.3	11	-7.0	<b>Free Throw Percentage</b>				
Blocks	11	3.44	8	4.00	Chris Lofton	5	.807	t-6	.750
Assists	7	16.06	5	16.00	JaJuan Smith	9	.754	--	--
Steals	1	10.11	1	9.00	<b>3-Point FG Percentage</b>				
Turnover Margin	1	+4.61	3	+2.00	Chris Lofton	2	.467	3	.565
Assist/Turnover Ratio	7	1.03	5	1.09	JaJuan Smith	14	.355	--	--
Offensive Rebounds	1	14.28	9	11.67	<b>3-Point FG Made</b>				
Defensive Rebounds	11	23.06	10	20.67	Chris Lofton	1	3.89	2	4.33
3-Point FG Made	1	9.56	2	10.67	JaJuan Smith	5	2.44	9	2.67
					<b>Assists</b>				
					Dane Bradshaw	6	4.72	2	7.00
					Ramar Smith	--	--	12	4.33
					<b>Steals</b>				
					JaJuan Smith	t-2	2.17	--	--
					Dane Bradshaw	4	2.11	t-3	2.00
					Chris Lofton	9	1.67	--	--
					Ramar Smith	--	--	t-1	2.33
					<b>Blocks</b>				
					Ramar Smith	--	--	t-15	1.00
					Ryan Childress	--	--	t-15	1.00
					<b>Assist/Turnover Ratio</b>				
					Dane Bradshaw	2	2.74	2	3.50
					Ramar Smith	--	--	6	2.60
					<b>Offensive Rebounds</b>				
					Duke Crews	3	2.94	5	3.33
					<b>Defensive Rebounds</b>				
					None				
					<b>Minutes Played</b>				
					Dane Bradshaw	--	--	7	35.00
					Chris Lofton	--	--	t-13	33.33



Through Games of January 18

### Comeback Kids

Tennessee has overcome a second half deficit in six of its last eight games ... The Vols have come back to win four of those games, including a 79-77 decision over No. 15 Oklahoma State and a 111-105 overtime thriller against Texas ... Three times in the last eight games UT has rallied from a double digit deficit.

- Oklahoma State led by as many as seven points in the second half and it took a Dane Bradshaw tip-in with 1.9 seconds left to give the Vols the win.
- The Vols trailed by as many as 17 points in the second half against Texas and were down by seven with less than two minutes left. Chris Lofton made a pair of 3s, Duke Crews scored a bucket and Ramar Smith hit a free throw to send the game to overtime.
- East Tennessee State held a six-point (58-52) lead with just over 15 minutes left but the Vols went on an 11-0 run and took a 93-88 win.
- Mississippi State held a five-point (67-62) with 10 minutes left but UT rallied to win 92-84.
- Vanderbilt led by 11 points (59-48) with less than 11 minutes left but Tennessee rallied to take the lead and it took a tip-in as time expired for the Commodores to take the win.

• Fifth-ranked Ohio State led 51-41 with 13 minutes left but UT but needed a 3-pointer with 11.2 seconds remaining after UT had taken a 66-65 lead with under a minute to play.

### Vols Bring The Pressure

Tennessee's pressure defense has made the simple act of inbound the ball a headache for its opponents ... The Vols are forcing 6.3 turnovers per game off inbounds plays, most of which are coming off their press ... Three times their opponents have had 10 or more turnovers just from trying to inbound the ball ... UT is forcing an average of 20.2 turnovers per game.

- Opponents have had to call timeout 20 times because they could not get the ball inbounds.
- They have been whistled for a five-second count 17 times on inbounds plays.
- Coppin State (11/19/06) committed a season-high 13 turnovers on inbounds plays alone.

### Scholarly Vols

Nine of the 17 players on Tennessee's roster have earned the right to wear the VOLScholar patch on their jersey following the fall semester ... The VOLScholar program, an initiative of UT's Thornton Athletics Student Life Center in cooperation with the men's and women's athletics departments, is a comprehensive academic and citizenship-building program that has gained enthusiastic support from several of UT's athletic teams ... Student-athletes earn the right to wear the VOLScholar patch by achieving a 3.0 grade-point average in the previous fall and/or spring semester.

### Vols Still Improving

In Bruce Pearl's first season at Tennessee each of the Vols saw their offensive production increase considerably ... In Pearl's second year at UT, each of the returning players have seen their production increase again ... Following is a list of Tennessee's players from 2005-06 with their scoring averages and the annual improvements:

Player	2005	2006	Diff.	2007	Diff.
JaJuan Smith	1.9	9.5	+7.6 ppg	14.2	+4.7 ppg
Chris Lofton	13.2	17.2	+4.0 ppg	22.5	+5.3 ppg
Ryan Childress	--	1.2	--	5.7	+4.5 ppg
Jordan Howell	1.1	1.9	+0.8 ppg	3.1	+1.2 ppg
Dane Bradshaw	3.0	7.1	+4.1 ppg	7.4	+0.3 ppg
Stanley Asumnu	2.4	8.0	+5.6 ppg	--	--
Major Wingate	5.0	10.6	+5.6 ppg	--	--
C.J. Watson	11.9	15.3	+3.4 ppg	--	--
Andre Patterson	7.4	9.4	+2.0 ppg	--	--

### Bomb Squad Is Back

Tennessee returns 80.3 percent of its SEC-leading 8.80 3-point field goals per game from last season ... Leading the way is junior guard Chris Lofton who set a single-season school record with 114 triples in 2005-06 ... Junior JaJuan Smith was second on the team with 61 treys while senior Dane Bradshaw contributed 20 3-pointers and Jordan Howell had 15 ... Tennessee's 264 3-pointers in 2005-06 fell two shy of tying the school record set in 1999-2000.

- UT is leading the SEC 9.6 3-pointers per game.
- Lofton leads the SEC with 3.9 triples per game.
- JaJuan Smith is fifth in the SEC with 2.4 3-pointers per game.
- Combined, Lofton (70) and Smith (44) have made as nearly many 3-pointers as UT's opponents (117).
- Tennessee's 15 3-pointers against second-ranked North Carolina (11/24/06) came just one short of tying the school record of 16.

### Fans Flocking To Thompson-Boling Arena

As of Jan. 15, Tennessee ranked fourth nationally in attendance with 18,827 fans per game ... In 2005-06 the Vols ranked fifth in the nation with 17,954 fans per game ... Following are the national attendance leaders through Jan. 15:

School	Games	Total	Average
1. Kentucky	10	230088	23009
2. North Carolina	11	221903	20173
3. Syracuse	14	276840	19774
4. Tennessee	9	169445	18827
5. Louisville	13	231881	17837
6. Wisconsin	13	223470	17190



# TENNESSEE BASKETBALL



## JaJuan Smith Earns Star(ting) Role

Named the "Best Player Off The Bench" in the SEC by *The Tennessean*, JaJuan Smith has worked his way into the starting lineup for the Vols this season ... The Cleveland, Tenn., native ranks second on the team with 14.2 points, is first with 39 steals and third with 27 assists while making 44 3-pointers this year.

- He ranks fifth in the SEC with 2.44 3-pointers per game on the season.
- Two times this season he has scored a career-high 23 points, accomplishing the feat against Tennessee Tech (12/28/06) and East Tennessee State (12/30/06).
- He has scored 20 or more points in a game four times this season.
- Led UT's scoring efforts five times this season after leading the Vols in scoring once last year.
- He scored 19 points in UT's win over Texas (12/23/06).
- Scored a career-high 23 points on 5-of-10 3-point shooting against Tennessee Tech (12/28/06).
- He scored 21 points on 5-of-11 3-point shooting against Western Kentucky (12/16/06).

## Big Game Dane

Three times in his career Dane Bradshaw has made a late shot to knock off a nationally ranked team ... Two of the teams that fell victim to his late-game heroics were unbeaten entering the game.

- Jan. 21, 2006 his lay-up with 20 seconds left gave UT a 78-76 lead and eventually an 80-76 victory over No. 2 Florida. The Gators entered the game with a 17-0 record and were the last unbeaten team in the nation.
- Feb. 22, 2006 his steal of an inbounds pass and lay-up with 15 seconds left gave Tennessee a 74-72 lead and a 76-72 win at 12th-ranked Florida. The win gave the Vols the 2005-06 SEC Eastern Division title.
- Dec. 18, 2006 against 11-0 and 15th-ranked Oklahoma State he stole the ball with 20 seconds left and then hit the game-winning tip-in over OSU's 6-foot-7 Mario Boggan and 6-8 David Monds with 1.9 seconds left to give the Vols a 79-77 victory.

## Bradshaw Does It All

One of the most versatile players in the nation, Dane Bradshaw can and will play any position for the Vols from point guard through power forward ... Originally recruited to UT as a point guard, the 6-foot-4 Bradshaw started every game last season at power forward for the Vols ... In 2005-06 the Memphis native was second on the team in assists (116), rebounding (5.4 rpg), and third in steals (56) and blocks (11) while his assist-to-turnover ratio of 2.76 led the SEC ... Had a streak of 181 minutes (seven games) without a turnover as a junior last year.

- Bradshaw leads the Vols in assists (85), blocks (13) and is second in steals (38).
- He has led the Vols in assists 11 out of 18 games this year and recorded a career-high nine dimes against Coppin State (11/19/06).
- Had nine assists against one turnover while adding seven points and seven rebounds against Tennessee Tech (12/28/06).
- Last eight games he is averaging 5.5 assists per game and has an assist-to-turnover ratio of 3.7.

## Crews Missile

One of the most heralded freshmen in the Southeastern Conference this season, Duke Crews has not disappointed ... The 6-foot-7 forward earned a starting assignment in the Vols season-opener and has won over Tennessee fans with his hustle and athleticism ... Named the SEC Newcomer of the Year by *Lindy's* and *Athlon*, the Hampton, Va., native is averaging 9.9 points and 5.9 rebounds per game.

- Scored career marks with 17 points and nine rebounds against a larger Oklahoma State (12/18/06) front line. Five of his game-high nine rebounds came at the offensive end of the floor.
- Earned SEC Freshman of the Week honors on Dec. 24 after averaging 16.5 points and 8.5 rebounds in victories over No. 15 Oklahoma State and Texas.
- Earned his first career double-double with 10 points and 10 rebounds against Tennessee Tech (12/28/06).
- 53 of his 107 rebounds (50 percent) have come at the offensive end of the floor.
- He leads all SEC freshmen with 5.9 rebounds.
- Ranks third in the SEC with 2.9 offensive rebounds per game.

## Remarkable Ramar

Freshman point guard Ramar Smith has made significant improvements to his game as the season has worn on ... In his first 11 games this season he averaged 5.5 points, 2.9 rebounds and 2.2 assists per game and had an assist-to-turnover ratio of 0.7 while struggling to adjust to the point guard position ... In the seven games since then he is averaging 14.7 points, 3.7 rebounds and 4.4 assists per game with an assist-to-turnover ratio of 2.8 ... On the season, the 6-foot-2 Smith is averaging 9.1 points, 3.2 rebounds

and 3.1 assists in 25.1 minutes per game.

- He has earned 12 starting assignments.
- Against Texas (12/23/06) he scored 16 points to go with nine assists and no turnovers.
- Gathered a career-high nine rebounds at No. 5 Ohio State (1/13/07).
- Scored 17 points to go with seven assists and one turnover at Vanderbilt (1/10/07).
- Scored a career-high 19 points at Auburn (1/17/07).
- He has scored 10 or more points in eight of his last nine games.
- He was named the SEC Freshman of the Week on Jan. 8 after he had 13 points, seven assists (one turnover), six rebounds and two blocks in the SEC opener against Mississippi State.

## Big Wayne Strong In The Paint

Freshman center Wayne Chism has played a key role for a Tennessee team that lists just two players taller than 6-foot-7 ... A 6-9 native of Boliver, Tenn., Chism became the first Vols freshman to record a double-double since Vincent Yarbrough (22 points and 11 rebounds vs. Georgia) did it during the 1998-99 season when he had 11 points and 11 rebounds against Coppin State (11/19/06) ... Chism is second on the team with 5.3 rebounds and is fifth on the squad with 8.3 points per game.

- Chism has been the first Vol off the bench in 14 of Tennessee's 18 games.
- Had nine points and six rebounds in 14 minutes of action against 15th-ranked Oklahoma State (12/18/06).
- Scored a career-high 18 points to go with eight rebounds in the win over Texas (12/23/06).

## Associated Press Poll

(January 15, 2007)

Rank	Team	Record	Points	Prev
1.	Florida (43)	16-2	1,761	2
2.	Wisconsin (21)	17-1	1,722	3
3.	UCLA (7)	15-1	1,666	4
4.	North Carolina (1)	15-2	1,552	1
5.	Kansas	15-2	1,527	6
6.	Pittsburgh	16-2	1,396	7
7.	Ohio State	14-3	1,348	5
8.	Texas A&M	15-2	1,310	8
9.	Oregon	16-1	1,204	15
10.	Alabama	14-2	1,139	14
11.	Arizona	13-3	997	10
12.	Oklahoma State	15-2	894	9
13.	Air Force	17-1	786	18
14.	Duke	14-3	758	11
15.	Nevada	16-1	699	19
16.	LSU	12-4	658	13
17.	Memphis	13-3	642	20
18.	Butler	15-2	620	12
19.	Clemson	17-1	508	17
20.	Notre Dame	15-2	466	22
21.	Texas	13-3	404	25
22.	Tennessee	13-4	295	16
23.	Virginia Tech	13-4	250	NR
24.	Marquette	15-4	185	NR
25.	Kentucky	14-3	168	NR

**Others receiving votes:** Washington State 128, Maryland 81, Connecticut 71, West Virginia 21, Georgia Tech 18, Georgetown 17, Indiana 17, Boston College 17, USC 15, Syracuse 14, Creighton 13, Southern Illinois 11, Arkansas 7, New Mexico State 5, Northern Iowa 2, UNLV 2, Virginia Commonwealth 2, Old Dominion 1, Missouri State 1, Davidson 1, Gonzaga 1.

## ESPN/USA Today Poll

(January 15, 2007)

Rank	Team	Record	Points	Prev
1.	Florida (23)	16-2	764	2
2.	UCLA (6)	15-1	738	3
3.	Wisconsin (2)	17-1	714	4
4.	North Carolina	15-2	683	1
5.	Kansas	15-2	631	6
6.	Pittsburgh	16-2	590	7
7.	Ohio State	14-3	581	5
8.	Texas A&M	15-2	553	9
9.	Alabama	14-2	459	13
10.	Oregon	16-1	458	17
11.	Air Force	17-1	448	15
12.	Arizona	13-3	435	8
13.	Nevada	16-1	392	15
14.	Oklahoma State	15-2	334	10
15.	Butler	15-2	323	12
16.	Clemson	17-1	307	14
17.	Duke	14-3	304	11
18.	Memphis	13-3	264	19
19.	LSU	12-4	226	18
20.	Notre Dame	15-2	160	NR
21.	Washington State	15-3	100	23
22.	Maryland	15-3	95	25
23.	Texas	13-3	90	NR
24.	Tennessee	13-4	79	20
25.	Virginia Tech	13-4	66	NR

**Others receiving votes:** Connecticut 62; Kentucky 43; West Virginia 37; Marquette 31; Syracuse 14; UNLV 13; Boston College 10; Indiana 10; Southern California 9; New Mexico State 8; Georgia Tech 7; Stanford 6; Arkansas 5; Creighton 5; Southern Illinois 5; Michigan State 4; Missouri State 4; Northern Iowa 3; Georgetown 2; Washington 2; Virginia Commonwealth 1.





### Hard Work Pays Off For Childress

There's a saying that goes, "The best thing about freshmen is that they become sophomores." .. That couldn't be more true for UT sophomore forward Ryan Childress ... As a true freshman last season the Cincinnati, Ohio, product averaged 1.2 points and 1.2 rebounds in 29 appearances for the Vols ... A summer of hard work resulted in him dropping 20 pounds and adding more than seven inches to his vertical leap ... That hard work in the offseason has paid huge dividends for the 6-foot-9 Childress as he is averaging 5.7 points and 4.2 rebounds.

- Childress needed just four games this season to score more points than he did all season as a freshman. He scored 43 points through UT's first four games after having 33 points in 29 games as a freshman.
- This year he has set or tied career highs for points (14), rebounds (11), assists (4), blocks (3) and steals (2).
- He doubled his previous career rebounding best of

five when he grabbed 10 boards against Western Kentucky (11/16/06).

- Recorded his first career double-double with 13 points and 11 rebounds against Tennessee Tech (12/28/06).
- He earned his first career start against East Tennessee State (12/30/06).

### Injury Interrupts Strong Season For Howell

Jordan Howell suffered a fracture to his right (shooting) hand during practice Dec. 21 that is expected to keep him out of the lineup for 6-8 weeks ... The injury has interrupted what was a very strong season for the junior point guard ... A starter for five games before the injury, Howell hadn't been putting up big numbers and that was just fine with head coach Bruce Pearl ... Howell, who made his first career start against the Louisiana-Lafayette (11/27/06), is averaging 3.1 points, 2.2 assists and 0.9 rebounds per game ... But the most significant statistic for Howell

has been his assist-to-turnover ratio of 2.75-to-1 ... In 174 minutes played this season, the 6-foot-3 junior guard has turned the ball over just eight times.

### Fab Freshmen? Don't Forget These Guys

The Vols have played against three of the most highly-rated freshmen in the nation this season ... Tennessee has faced North Carolina's Brandon Wright and Texas' Kevin Durant and Ohio State's Greg Oden ... However, Tennessee's freshmen are deserving of some attention too ... UT's recruiting class was rated sixth in the nation by Rivals.com and they have not disappointed.

- Duke Crews (Rivals.com No. 26 overall) is averaging 9.9 points and leads SEC freshmen with 5.9 rebounds. The 6-foot-7 forward is shooting 53.0 percent from the field.
- Wayne Chism (Rivals.com No. 34 overall) is second on the team with 5.3 rebounds and is fourth on the team with 8.3 points.
- Ramar Smith (Rivals.com No. 20 overall) has shown a lot of versatility and athleticism to his game as he learns the point guard position after playing primarily the two-guard spot for much of his career. In his last seven games he has 31 assists against 11 turnovers.

### Duke's Gesture Gives Chism First Career Start

Duke Crews had started every game for the Vols heading into the Dec. 6 game against 16th-ranked Memphis ... The morning of the game he approached coach Bruce Pearl about making a lineup change ... After reading a newspaper story about Wayne Chism and his former high school teammate Willie Kemp (who is now a starter for Memphis), Crews felt Chism deserved to start ... Since the freshman duo had evenly split minutes every game this season Pearl agreed to give Chism the start saying, "This says a lot about those two young men. It says a lot about the team building that's going on."

### Steven Pearl Honors Grunfeld

Freshman walk-on Steven Pearl realized he would need to pick a different jersey number than the No. 5 he wore in high school since Chris Lofton already had rights to that jersey ... So Pearl called longtime family friend and former UT All-America Ernie Grunfeld and asked permission to wear the same No. 22 that he wore when he played in the 1970s ... Grunfeld's response was that it was ok for Pearl to but he then jokingly added that the 6-foot-5 freshman would have to get tougher to wear the number.

### Vols Are A Hot Ticket

In 2005-06 Tennessee's average attendance grew by more than 5,000 fans per game to 17,954 — the fifth-highest average in the nation ... This year UT has sold more than 13,100 season basketball tickets which is an increase of more than 4,000 season tickets from 2005-06 ... As of the start of the regular season there were less than 150 chair back seats available as season tickets ... Tennessee's season ticket sales are the best they have been since the first year Thompson-Boling Arena opened when the Vols averaged a school record 20,823 fans.



### Plans For Thompson-Boling Arena Renovations Announced

The University of Tennessee Athletics Department announced plans today for improvements to Thompson-Boling Assembly Center and Arena. This will be the first major renovation to Thompson-Boling Arena since it opened in 1987. In that time more than 13 million patrons have attended thousands of arena events, including basketball games, concerts, UT and high school graduations and other special events.

Funding for the project will come from donors to the Campaign for Tennessee Basketball and revenue from new premium seating areas such as Thompson-Boling Arena luxury suites and loge seats. The projected cost for the renovations is estimated at \$15 million.

The renovations will be completed in two phases. Phase I will begin in March 2007 and include new seats for the entire arena, a center hung scoreboard and concourse refurbishments, such as graphics and other amenities. Another key element of Phase I is adding load bearing capacity to the arena roof structure, which is no longer adequate for some modern touring production requirements, and painting the ceiling tiles black.

Phase I will also include new luxury suites and loge seating, which are a primary funding source for much of the renovations. The 32 luxury suites will be located in the existing north balcony of Thompson-Boling Arena. The loge area will feature 166 side court seats, located directly below the luxury suites, and include private adjoining hospitality areas. Phase I will be completed prior to November 1, 2007. The arena will be shut down for events during the majority of the construction period.

Phase II is scheduled to include a new lighting system, new ticket kiosks and new food courts.

The University of Tennessee athletics department is one of less than 10 intercollegiate programs in the country that receives no funds from state subsidies or taxes.

In October 2006 Tennessee Athletics had a ground-breaking ceremony to officially recognize construction on the Pratt Pavilion, the state-of-art basketball practice facility named in UT alumnus Larry F. Pratt's honor for his \$5 million lead gift to the basketball programs. The Pratt Pavilion will house two full-size gymnasiums, one for each of the men's and women's varsity basketball teams, as well as space for an athletic training room, a weight room and a film study room.



# TENNESSEE BASKETBALL



## Tennessee In The Polls

Tennessee is currently ranked in both major polls, earning a No. 22 spot from the Associated Press and a No. 24 ranking from ESPN/USA Today ... UT was ranked 24th by ESPN/USA Today and 25th by the Associated Press in the preseason... It was the first time since the 2000-01 season when UT was ranked ninth by the Associated Press to open a campaign.

Date	Associated Press	ESPN/USA Today
Preseason	25th	24th
Nov. 13	25th	24th
Nov. 20	22nd	21st
Nov. 27	rv	rv
Dec. 4	rv	rv
Dec. 11	rv	rv
Dec. 18	rv	rv
Dec. 25	21st	rv
Jan. 1	19th	25th
Jan. 8	16th	20th
Jan. 15	22nd	24th

## Vols Setting Records For TV Appearances

At least 25 of Tennessee's 31 regular season games will be televised ... 13 of the appearances will be on national television, the most in school history ... The Vols' previous high for national television appearances was seven in 2000-01 ... UT will play 10 games on the ESPN family of networks, two games on CBS and one on ABC ... Lincoln Financial Sports (formerly known as Jefferson Pilot Sports) will regionally televise six of the Vols' games, Fox Sports Net will show four games and CSS will televise two games.

## Two Sign In Early Period

On the first day of the early signing period Cameron Tatum and Brian Williams signed national letters of intent to play basketball at the University of Tennessee beginning with the 2007-08 season.

- Tatum, a versatile 6-foot-5, 190-pound wing from Patterson Prep in Lenoir, N.C., can put the ball on the floor and create, hit the 3-pointer or take the ball to the rim ... Rated as a four-star prospect and the No. 13 shooting guard in the nation by Rivals.com, he averaged 21 points and 7.7 rebounds as a senior at Tucker High School in Tucker, Ga.
- A 6-9, 300-pound post player at Harmony Community Prep in Cincinnati, Williams will give the Vols much needed depth and size in the paint ... A player with exceptional hands, good feet and a soft shooting touch, he attended Christopher Columbus High School in Bronx, N.Y., before going to Harmony Prep where he was a teammate of current Vols freshman Josh Tabb.

## Freshmen Starters

Two true freshmen (Duke Crews and Ramar Smith) were in the starting lineup for Tennessee's season-opener against Middle Tennessee ... It was the first time since 2002-03 and the fourth time in the last 10 years that a pair of true freshmen were opening day starters ... Tennessee also had multiple freshmen in the opening day lineup in 2002-03 (C.J. Watson and Stanley Asumnu), 2001-02 (Derek Stribling and Elgrace Wilborn) and in 1996-97 (C.J. Black, Charles Hathaway and Cornelius Jackson).

## Early Bird Gets The Worm

Tennessee got its earliest start to a season in school history when the Vols hosted Middle Tennessee on Nov. 10 ... The previous record for earliest start came in the 1998-99 season when the Vols opened the regular season on Nov. 13 against Arizona ... UT was also one of the first teams to play an exhibition game this year, playing LeMoyné-Owen on Oct. 31 — the first date the NCAA allowed teams to play exhibition games.

## Preseason Honors & Predictions

### Team Predictions

Lindy's Basketball	2nd/SEC East
SEC Media	3rd/SEC East
Athlon Sports	3rd/SEC East
Street & Smith's	3rd/SEC East
The Sporting News	3rd/SEC East
Blue Ribbon	3rd/SEC East
Basketball Time In TN	3rd/SEC East

### Individual Predictions

#### Chris Lofton

- First Team All-America (*Street & Smith's*)
- Second Team All-America (*Blue Ribbon*)
- Second Team All-America (Jay Bilas)
- Third Team All-America (Rivals.com)
- Third Team All-America (*Dick Vitale*)
- First Team All-SEC (SEC Coaches)
- First Team All-SEC (SEC Media)
- First Team All-SEC (*Blue Ribbon*)
- First Team All-SEC (CBS Sportsline.com)
- First Team All-SEC (*Sporting News*)

- First Team All-SEC (*Athlon*)
- First Team All-SEC (*Lindy's*)
- First Team All-SEC (*Street & Smith's*)
- SEC Top Shooter (*Lindy's*)
- SEC Best Shooter (*Sporting News*)
- SEC Best Shooter (*Street & Smith's*)
- No. 1 Shooting Guard in the Nation (*Lindy's*)
- Top Shooter Nationally (*Lindy's*)
- No. 3 Shooter in the Nation (*Athlon*)
- No. 2 Shooting Guard in the Nation (*Sporting News*)
- SEC Most Underrated (*Sporting News*)

#### Duke Crews

- SEC Newcomer of the Year (*Lindy's*)
- SEC Newcomer of the Year (*Athlon*)
- SEC Newcomers NBA Prospect (*Lindy's*)
- SEC Top Impact Newcomer (*Sporting News*)
- SEC Top Impact Freshman (*Street & Smith's*)
- Top 100 Freshmen (*Street & Smith's*)

#### Wayne Chism

- SEC Newcomers Best Rebounder (*Lindy's*)
- SEC Top Impact Newcomer (*Sporting News*)
- Top 100 Freshmen (*Street & Smith's*)

#### Ramar Smith

- SEC Newcomer of the Year (*Blue Ribbon*)
- SEC Newcomers Best Playmaker/Passer (*Lindy's*)
- Top 100 Freshmen (*Street & Smith's*)

## Satellite Feeds For Non-Televised Home Games

Date	Opponent	Window	Satellite Coordinates
Jan. 31	Georgia	10:30-10:45 p.m. EST	SBS 6 (Ku) / Transponder 2 / Up 14049.5 H / Down 11749.5 V

## Vol Radio Network

The broadcasting tandem of "Bob and Bert" are in their eighth season of describing the action from Tennessee basketball games across the Volunteer state on the Vol Radio Network. Bob Kesling will handle the play-by-play duties while former Vol Bert Bertelkamp will serve as color analyst. The tandem can be heard on over 60 stations throughout the state of Tennessee and much of the Southeast. Nighttime coverage of the Vol Radio Network reaches portions of 28 states. Fans outside the range of the radio network may listen over the Internet via [utsports.com](http://utsports.com) or telephone by using TEAMLINE (1-800-846-4700).

Market	Station	Market	Station
Bristol	WOPI - AM 1490	Lewisburg	WJIM - AM 1490
Camden	WRJB - FM 98.3	Lewisburg	WJIM - FM 94.3
Chattanooga	WGOW-FM 102.3	Lexington	WBFG - FM 96.5
Clarksville	WJZM-AM 1400	Livingston	WLIV - AM 920
Cleveland	WCLE - FM 104.1	Livingston	WLIV - FM 104.7
Columbia	WKOM - FM 101.7	Manchester	WFTZ - FM 101.5
Columbia	WMCP - AM 1280	McMinnville	WAKI - AM 1230
Cookeville	WHUB - AM 1400	Memphis	KQPN - AM 730
Crossville	WCSV - AM 1490	Morristown	WCRK - AM 1150
Crossville	WOWF-FM 102.5	Murfreesboro	WBOZ - FM 104.9
Dresden	WCDZ - FM 95.1	Nashville	WLAC - AM 1510
Erwin	WEMB - AM 1420	Newport	WLJK - AM 1270
Fayetteville	WYTM - FM 105.5	Oneida	WBNT - FM 105.5
Franklin	WKAM - AM 950	Paris	WTPR - AM 710
Greeneville	WIKQ - FM 103.1	Paris	WTPR - FM 101.5
Huntingdon	WVHR-FM 100.9	Portland	WQKR - AM 1270
Jackson	WDXI - AM 1310	Pulaski	WKSJ - AM 1420
Johnson City	WKPT - AM 1590	Pulaski	WKSJ - FM 98.3
Kingsport	WKPT - AM 1400	Savannah	WKWX - FM 93.5
Kingsport	WKOS - FM 104.9	Smithville	WJLE - AM 1480
Knoxville	WNML - AM 990	Smithville	WJLE - FM 101.7
Knoxville	WIVK - FM 107.7	Spring City	WAYA - FM 101.3
LaFollette	WQLA - FM 104.9	Union City	WENK - AM 1240
Lawrenceburg	WDXE - FM 95.9	Warburg	WECO - FM 101.3
Lenoir City	WLIL - AM 730	Winchester	WCDT - AM 1340

## Tennessee Basketball Programming Lineup

**Tennessee Tipoff Show:** Vol Network coverage begins with this informative and entertaining show which airs 30 minutes before tipoff. Bob Kesling and Bert Bertelkamp set the stage from the game site. Network host John Wilkerson previews action around the country and the SEC.

**Game Broadcast:** Bob Kesling and Bert Bertelkamp describe the exciting play-by-play action of Tennessee basketball.

**Big Orange Scoreboard:** After each game John Wilkerson gets listeners caught up with scores, reports and updates from the SEC and around the country. The Vol Network provides an exclusive courtside interview with the player of the game as well as additional interviews from the Tennessee locker room. Bob Kesling recaps the game with a review of the final statistics.

**Bruce Pearl Show:** Following each game UT head coach Bruce Pearl gives an exclusive interview with Bob Kesling and Bert Bertelkamp.

## Bruce Pearl TV Show

Chattanooga	WTVC Ch. 9	Saturday, 1:00 p.m.
Knoxville	WBIR Ch. 10	Saturday, 1:00 p.m.
Memphis	WMC Ch. 5	Saturday, 12:00 p.m.
Nashville	WZTV Ch. 17	Saturday, 11:30 a.m.
Tri-Cities	WKPT Ch. 19	Saturday, 12:00 p.m.
Regional	Fox Sports Net	Wednesday, 1:00 p.m.
Regional	CSS	Monday, 5:00 p.m.
Regional	CSTV	Saturday, 9:00 a.m.





# TENNESSEE BASKETBALL



## Last Time A Tennessee Player...

**Scored 40 Points:** 43 by Allan Houston vs. LSU (2/10/1990)

**Scored 35 Points:** 35 by Chris Lofton vs. Texas (12/23/2006)

**Scored 30 Points:** 35 by Chris Lofton vs. Texas (12/23/2006)

**Scored 25 Points:** 29 by Chris Lofton at Vanderbilt (1/10/2007)

**Scored 30 Or More Points In Back-To-Back Games:** Chris Lofton with 34 vs. Memphis (12/6/2006) and 32 vs. Western Kentucky (12/16/2006)

**Grabbed 20 Rebounds:** 21 by Steve Hamer vs. Alabama (3/7/1996)

**Grabbed 15 Rebounds:** 15 by Vincent Yarbrough at Arkansas (2/7/2001)

**Made 15 Field Goals:** 15 (15-19) by Dyron Nix vs. Tennessee Tech (11/25/1988)

**Made 10 Field Goals:** 11 (11-15) by Chris Lofton at Vanderbilt (1/10/2007)

**Attempted 25 Field Goals:** 27 (14-27) by Allan Houston vs. LSU (2/10/1990)

**Attempted 20 Field Goals:** 20 (9-20) by Chris Lofton at Ohio State (1/13/2007)

**Made 8 3-pointers:** 9 (9-12) by Chris Lofton at Georgia (2/11/2006)

**Made 7 3-pointers:** 7 (7-16) by Chris Lofton vs. Texas (12/23/2006)

**Made 6 3-pointers:** 6 (6-12) by Chris Lofton at Auburn (1/17/2007)

**Attempted 15 3-pointers:** 7 (7-16) by Chris Lofton vs. Texas (12/23/2006)

**Attempted 10 3-pointers:** 12 (6-12) by Chris Lofton at Auburn (1/17/2007)

**Made 15 Free Throws:** 15 (15-19) by Ron Slay vs. New Mexico (1/4/2003)

**Made 10 Free Throws:** 13 (13-13) by Chris Lofton vs. East Tennessee State (12/30/2006)

**Attempted 20 Free Throws:** 23 (22-23) by Bill Justus vs. Ohio (3/17/1969)

**Attempted 15 Free Throws:** 15 (12-15) by Ron Slay vs. Alabama (2/22/2003)

**Had 15 Assists:** 15 by Fred Jenkins vs. Georgia (2/28/1987)

**Had 10 Assists:** 10 by C.J. Watson vs. Nebraska (12/30/2004)

**Had 6 Steals:** 7 by Vincent Yarbrough vs. UNC-Greensboro (12/22/1998)

**Had 5 Steals:** 6 by JaJuan Smith vs. Oklahoma State (12/18/2006)

**Had 5 Blocks:** 5 by Major Wingate vs. Wichita State (3/18/2006)

**Played Every Minute Of A Game:** 40 minutes by C.J. Watson vs. Auburn (3/14/2003)

**Converted A 4-Point Play:** JaJuan Smith vs. North Carolina (11/24/2006)

**Hit A Shot As Time Expires To Send A Game To Overtime:** Terrence Woods hit a 27-foot 3-pointer as time expired to tie the game 63-63. Tennessee won 68-67 in overtime at South Carolina (2/27/2001)

**Hit A Shot As Time Expires To Win A Game:** Chris Lofton drilled a shot from the corner with four-tenths of a second left to beat Winthrop in the first round of the NCAA Tournament (3/16/06).

**Hit A Last-Second Shot To Win A Game:** Dane Bradshaw tipped-in a Ramar Smith miss with 1.9 seconds left to give the Vols a 79-77 win over 15th-ranked Oklahoma State (12/18/06).

**Had A Triple-Double:** Never

## Last Time Tennessee...

**Scored 110 Points:** 111 vs. Texas (12/23/2006)

**Scored 105 Points:** 111 vs. Texas (12/23/2006)

**Scored 100 Points:** 101 vs. Tennessee Tech (12/28/2006)

**Allowed 100 Points:** 105 vs. Texas (12/23/2006)

**Scored 60 Points in a Half:** 64 (2nd half) vs. Auburn (2/15/2005)

**Did Not Score 20+ Points in a Half:** 19 (2nd half) vs. Butler (11/22/2006)

**Grabbed 55 Rebounds:** 57 vs. The Citadel (12/17/2003)

**Grabbed 50 Rebounds:** 50 vs. Memphis (12/6/2006)

**Made 40 Field Goals:** 40 (40-68) vs. Austin Peay (11/27/2000)

**Attempted 90 Field Goals:** 91 (38-91) vs. LSU (2/10/1990)

**Attempted 80 Field Goals:** 81 (36-81) vs. Elon (11/22/1999)

**Attempted 75 Field Goals:** 76 (38-76) vs. Tennessee Tech (12/28/2006)

**Made 15 3-pointers:** 15 (15-31) vs. North Carolina (11/24/2006)

**Made 10 3-pointers:** 11 (11-27) at Auburn (1/17/2007)

**Attempted 35 3-pointers:** 37 (14-37) vs. LSU (2/10/1990)

**Attempted 30 3-pointers:** 31 (7-31) at Ohio State (1/13/2007)

**Made 45 Free Throws:** 45 (45-60) vs. George Washington (12/28/2000)

**Made 40 Free Throws:** 45 (45-60) vs. George Washington (12/28/2000)

**Attempted 55 Free Throws:** 60 (45-60) vs. George Washington (12/28/2000)

**Had 25 Assists:** 25 vs. Tennessee Tech (12/28/2006)

**Had 20 Steals:** 22 vs. American-Puerto Rico (12/21/1999)

**Had 15 Steals:** 15 vs. East Tennessee State (11/18/2005)

**Had 12 Blocks:** 14 vs. Virginia (12/19/2000)

**Overcame a 15-Point Halftime Deficit:** Trailed 35-50 at halftime, won 111-105 in overtime vs. Texas (12/23/2006)

**Overcame a 10-Point Halftime Deficit:** Trailed 35-50 at halftime, won 111-105 in overtime vs. Texas (12/23/2006)

**Did Not Make A 3-Pointer:** 0 (0-16) vs. Wofford (2/1/1997)  
*302 consecutive games since*

**Had Six Players Scored In Double Figures In Same Game:** Chris Lofton (25), JaJuan Smith (19), C.J. Watson (18), Andre Patterson (15), Major Wingate (12), Stanley Asumnu (10) vs. Auburn (2/15/2006).

**Had Seven Players Scored In Double Figures In Same Game:** Vincent Yarbrough (18), Charles Hathaway (12), Harris Walker (12), Marcus Haislip (12), Isaiah Victor (11), Tony Harris (11), Terrence Woods (11) vs. East Tennessee State (11/19/2000)

**Had Two Players Record Double-Doubles In Same Game:** Ryan Childress (13 points, 11 rebs) and Duke Crews (10 pts, 10 rebs) vs. Tennessee Tech (12/28/2006)

**Opponent Did Not Have A Player Score in Double Figures:** vs. Murray State (12/1/2006)

**Had Three Players Score 20+ Points in Same Game:** Vincent Yarbrough (26), Marcus Haislip (20), Ron Slay (20) vs. Florida (1/9/2002)

# Bruce Pearl

## Head Coach

In his first 13 years as a head coach, Bruce Pearl had experienced success on several different levels of competition. He had led NCAA Division II Southern Indiana to a national championship and then moved up to the mid-major level where he took UW-Milwaukee to the Sweet 16 of the NCAA Tournament.

His 14th season as a head coach, his first year at Tennessee, Pearl reached an entirely new level of success.

Entering the 2005-06 campaign, the Vols were picked to finish fifth out of six teams in the Southeastern Conference's Eastern Division. With a team that had lost two of its top players from the previous season and just one new player added to the rotation, it was no surprise expectations were low in Knoxville.

At the end of the season, Tennessee had won 22 games and won the SEC Eastern Division title with a 12-4 league record. UT swept its regular season series against four of the other five SEC Eastern Division schools (South Carolina, Georgia, Florida and Vanderbilt) and were ranked as high as No. 8 by the Associated Press.

Fans around East Tennessee took notice of what was happening at Thompson-Boling Arena. With six home crowds of at least 20,000, UT's average attendance in 2006 was 17,954 - the fifth-highest average in the nation. In SEC games, Tennessee averaged 20,796 fans per game.

Along the way the honors began pouring in. The Sporting News named Pearl its national coach of the year. He was also named USBWA All-District IV Coach of the Year and was a finalist for the Naismith Men's College Coach of the Year and the Phelan Award for national coach of the year.

In just one season, Pearl had elevated the Tennessee basketball program among the nation's elite.

### Winningest Active Division I Coaches\*

Coach	School	Years	Win-Loss	Pct.
Mark Few	Gonzaga	7	188-41	.821
Roy Williams	North Carolina	18	493-124	.799
Bruce Pearl	Tennessee	14	339-92	.785
Bo Ryan	Wisconsin	22	495-152	.765
Mike Krzyzewski	Duke	31	753-250	.751
Thad Matta	Ohio State	6	148-49	.751
Jim Boeheim	Syracuse	30	726-253	.742
Lute Olson	Arizona	33	761-269	.739
Tubby Smith	Kentucky	15	365-133	.733
Bruce Weber	Illinois	8	192-70	.733

### Fastest Active Coaches to 300 Wins\*

Coach	School	Games	Season	Record
Roy Williams	North Carolina	370	11th	300-70
Bruce Pearl	Tennessee	382	13th	300-82
Jim Boeheim	Syracuse	393	13th	300-93
Bob Knight	Texas Tech	407	15th	300-107

\* entering 2006-07 season

### Honored For His Success

After leading Tennessee to a 22-8 overall record, an SEC Eastern Division championship and a No. 2 seed in the NCAA Tournament, Pearl was named the Associated Press SEC Coach of the Year and was

named the national coach of the year by *The Sporting News*. Pearl has earned league coach of the year honors six times at Southern Indiana, UW-Milwaukee and Tennessee.

### If You Build It, They Will Come


In 2005-06 Tennessee ranked fifth nationally in home attendance with an average of 17,954, an increase of 5,504 per game over the previous season. This year, season ticket sales are the highest since the first year that Thompson-Boling Arena was open.

### Giving Back

Pearl is one of the most popular speakers in the state, speaking to hundreds of student groups, civic organizations and clubs throughout Knoxville and the state of Tennessee each year. His team has also been very active in community service. Some of the events the team has participated in include: the Susan G. Komen Race For The Cure, hosting the Boys & Girls Club, the Knoxville Walk for Diabetes and the Children's Miracle Network telethon.

### He's Got Rank

At a speaking engagement in Chris Lofton's hometown of Maysville, Ky., Pearl was presented with a key to the city and was presented a certificate making him a Kentucky Colonel.



### What They Say...

"I am not sure there are many coaches out there that are more energetic than Bruce Pearl. He came in here and really energized this Tennessee program. He gave them the belief that they could and would win and then recruited on top of that. I think there are great things to come for this Tennessee program."

— Jay Bilas, ESPN

"He is an easy guy to play for. He lets you do what you do best. He has motivated me to be a better all-around player, not just a shooter. I'd tell all of the great players to come to the University of Tennessee to play for Coach Pearl."

— Chris Lofton, 2006 Second Team All-America

"He knows how to put players in position to succeed as an individual and as a team. He makes all of us believe that the more success the team has, the more individuals will get recognized."

— Dane Bradshaw, Senior Guard/Forward

"He's a player's coach. He does everything in his power to make sure your experience off the court is as good as your experience on the court. That was all I needed to know about him."

— Duke Crews, Freshman Forward

"Coach Pearl gets all the credit for my success because he turned me into the player I've become. He was the one who got me to attack the basket and allowed me to play more aggressive."

— C.J.

Watson,  
2006 2nd  
Team All-SEC

"When you are around the man you see why he is so successful."

— Steve Lavin, ESPN

### The Pearl File


Year	School	Overall	Conference	Postseason
1992-93	Southern Indiana	22-7 .759	14-4 .788	NCAA II Tournament (1-1)
1993-94	Southern Indiana	28-4 .875	16-2 .889	NCAA II Tournament (4-1) <i>National Runner-up</i>
1994-95	Southern Indiana	29-4 .879	15-3 .833	NCAA II Tournament (6-0) <i>National Champion</i>
1995-96	Southern Indiana	25-4 .862	18-2 .900	NCAA II Tournament (1-1) <i>Sweet 16</i>
1996-97	Southern Indiana	23-5 .821	16-4 .800	NCAA II Tournament (0-1)
1997-98	Southern Indiana	27-6 .818	14-5 .736	NCAA II Tournament (1-1) <i>Sweet 16</i>
1998-99	Southern Indiana	26-6 .813	18-4 .818	NCAA II Tournament (2-1) <i>Sweet 16</i>
1999-00	Southern Indiana	25-6 .806	17-3 .850	NCAA II Tournament (1-1) <i>Sweet 16</i>
2000-01	Southern Indiana	26-4 .867	18-2 .900	NCAA II Tournament (0-1)
2001-02	UW-Milwaukee	16-13 .552	11-5 .688	
2002-03	UW-Milwaukee	24-8 .750	13-3 .813	NCAA Tournament (0-1)
2003-04	UW-Milwaukee	20-11 .645	13-3 .813	National Invitation Tournament (1-1)
2004-05	UW-Milwaukee	26-6 .813	14-2 .875	NCAA Tournament (2-1) <i>Sweet 16</i>
2005-06	Tennessee	22-8 .733	12-4 .750	NCAA Tournament (1-1)
2006-07	Tennessee	13-5 .722	1-2 .333	
Totals	14 seasons	352-97 .784		NCAA Tournament (19-12)

at Tennessee: 35-13 (2nd year)

at UW-Milwaukee: 86-38 (4 years) at Southern Indiana: 231-46 (9 years)

**Bradshaw Recently**

One of the most versatile players in the nation, was recruited to play point guard at UT but will spend considerable time playing as an undersized power forward ... A leader on and off the court ... Made his first career start at the point guard position against East Tennessee State (12/30/06) — all other starts have been at power forward ... Is shooting 63.6 percent (7-of-11) from behind the 3-point arc over his last four games after making just 22.2 percent (6-of-27) of his 3-point attempts his first 13 games this season ... Assist-to-turnover ratio over the last eight games is 3.7-to-1 ... Has led the Vols in assists in 11 of their 18 games this season ... Leads the team in assists (85) and blocks (13) and is second in steals (38)... Has 13 blocks in 18 games this season after only recording 20 blocks in 89 games during his first three years ... Tip-in with 1.9 seconds left in the game lifted Vols to 79-77 win over previously unbeaten and 15th-ranked Oklahoma State (12/18/06) ... Has three career game-winning baskets, he scored the game winning basket in both games against Florida last season ... Recorded a career-high nine assists against Coppin State (11/19/06).



**Noting Bradshaw**

Earned his bachelor's degree in communications in just three years and is currently taking graduate level courses in sports management ... Named to the 2005-06 Southeastern Conference Winter Academic Honor Roll ... Played the second half of the 2005-06 season with a wrist injury that required surgery immediately following the season ... Received the Team Before Self Award after playing much of the season with the injury ... Tennessee's top returner in rebounds (5.4), assists (116) and blocked shots (11) ... Assist/turnover ratio of 2.76 led the Southeastern Conference in 2005-06 ... Had a streak of 181 minutes (seven games) without a turnover in 2006 ... Models his game after Jason Kidd ... Teammates say that he looks like Superman ... Has had his high school jersey retired ... The youngest of four children, each of which have played basketball on the collegiate level ... In a poll of the Vols, was voted the hardest worker and the most competitive player on the team ... Lists Mother Teresa as the most famous person he has met ... A rabid Philadelphia Eagles football fan.

**Season/Career Highs**

<b>Points</b>	
Season	12 Two times; last vs. Murray State (12/1/06)
Career	21 at Memphis (1/18/06)
<b>Rebounds</b>	
Season	9 vs. Memphis (12/6/06)
Career	12 Two times; last vs. Vanderbilt (2/1/06)
<b>Assists</b>	
Season	9 Two times; last vs. Tennessee Tech (12/28/06)
Career	Same
<b>Blocks</b>	
Season	2 Three times; last vs. No. Carolina (11/24/06)
Career	3 vs. Appalachian State (12/6/05)
<b>Steals</b>	
Season	5 Two times; last at La.-Lafayette (11/27/06)
Career	5 Four times; last at La.-Lafayette (11/27/06)
<b>Field Goals Made</b>	
Season	5 Two times; last at Ohio State (1/13/07)
Career	9 at Memphis (1/18/06)
<b>Field Goals Attempted</b>	
Season	14 vs. Memphis (12/6/06)
Career	Same
<b>3-Pt Field Goals Made</b>	
Season	3 vs. East Tennessee State (12/30/06)
Career	3 Two times; last vs. ETSU (12/30/06)
<b>3-Pt Field Goals Attempted</b>	
Season	4 Three times; last vs. Mississippi State (1/7/07)
Career	6 at Florida (2/22/06)
<b>Free Throws Made</b>	
Season	4 vs. Middle Tennessee (11/10/06)
Career	7 vs. East Tennessee State (11/18/05)
<b>Free Throws Attempted</b>	
Season	7 vs. Middle Tennessee (11/10/06)
Career	8 vs. East Tennessee State (11/18/05)
<b>Minutes</b>	
Season	36 at Vanderbilt (1/10/07)
Career	Same

**2006-07 Game-By-Game**

	Start	FG-A	3P-A	FT-A	Reb	PF	TP	A	TO	BK	S	Min	
Nov. 10	Middle Tennessee	f	4-7	0-1	4-7	1-6-7	1	12	5	2	2	3	28
Nov. 13	1-Fordham	f	2-4	1-2	1-5	1-2-3	3	6	3	0	1	2	24
Nov. 14	1-UNC Wilmington	f	0-4	0-2	0-0	0-3-3	2	0	2	3	1	2	22
Nov. 19	Coppin State	f	3-3	1-1	1-3	2-4-6	1	8	9	4	1	1	20
Nov. 22	1-Butler	f	1-5	0-3	2-2	1-4-5	2	4	0	2	2	0	31
Nov. 24	1-North Carolina	f	4-7	1-2	1-3	2-0-2	3	10	7	2	2	5	27
Nov. 27	at La.-Lafayette	f	2-7	1-3	2-2	1-1-2	1	7	6	2	0	5	29
Dec. 1	Murray State	f	4-6	2-3	2-4	1-3-4	4	12	5	0	0	2	19
Dec. 6	Memphis	f	5-14	0-4	1-2	3-6-9	2	11	1	2	1	1	34
Dec. 16	Western Kentucky	f	2-4	0-0	2-4	0-0-0	2	6	3	2	0	3	23
Dec. 18	2-Oklahoma State	f	3-9	0-2	1-2	2-2-4	2	7	5	1	0	3	22
Dec. 23	Texas	f	1-6	0-2	1-2	0-4-4	1	3	6	1	0	0	24
Dec. 28	Tennessee Tech	f	3-5	0-2	1-2	2-5-7	4	7	9	1	1	1	29
Dec. 30	East Tennessee State	g	3-6	3-4	1-2	0-4-4	4	10	3	2	0	1	28
Jan. 7	Mississippi State	f	2-5	2-4	3-4	1-4-5	3	9	6	3	0	3	34
Jan. 10	at Vanderbilt	f	1-3	0-0	0-2	1-3-4	1	2	8	1	1	1	36
Jan. 13	at Ohio State	f	5-8	1-1	0-0	1-1-2	3	11	0	1	0	3	30
Jan. 17	at Auburn	f	3-5	1-2	2-2	2-3-5	4	9	7	2	1	2	35
Jan. 20	South Carolina												
Jan. 24	at Ole Miss												
Jan. 28	at Kentucky												
Jan. 31	Georgia												
Feb. 3	at Florida												
Feb. 6	LSU												
Feb. 10	Vanderbilt												
Feb. 13	Kentucky												
Feb. 17	at South Carolina												
Feb. 21	Alabama												
Feb. 24	at Arkansas												
Feb. 27	Florida												
March 3	at Georgia												
March 8	3-SEC Tournament												

1-NIT Season Tip-Off; 2-at the Gaylord Entertainment Center (Nashville, Tenn.); 3-Southeastern Conference Tournament (Atlanta, Ga.)

**Career Statistics**


Year	GP-GS	Min	Avg	FG-A	Pct	3FG-A	Pct	FT-A	Pct	Off-Def-Rebs	Avg	PF-FO	Ast	TO	Blk	Stl	Pts	Avg
2004	29-5	439	15.1	35-84	.417	6-27	.222	24-41	.585	9-53-62	2.1	61-1	48	41	4	15	100	3.4
2005	30-8	521	17.4	32-80	.400	6-23	.261	19-33	.576	11-57-68	2.3	60-1	57	37	5	24	89	3.0
2006	30-30	820	27.3	77-188	.410	20-74	.270	39-67	.582	45-117-162	5.4	82-0	116	42	11	56	213	7.1
2007	18-18	495	27.5	48-108	.444	13-38	.342	25-48	.521	21-55-76	4.2	43-0	85	31	13	38	134	7.4
Total	107-61	2275	21.3	192-460	.417	45-162	.278	107-189	.566	86-282-368	3.4	246-2	306	151	33	133	536	5.0

**Childress Recently**

Has scored 103 points in his first 18 games this season after scoring just 36 points in 29 contests as a freshman last season ... Averaging 5.7 points per game coming off the bench ... Is averaging 4.2 rebounds per game this season after only averaging 1.2 rpg his freshman season ... Made his first career start against East Tennessee State (12/30/06), registering a career-high three blocked shots ... Garnered his first career double-double against Tennessee Tech (12/28/06) scoring 13 points and grabbing 11 rebounds ... Already this season he has set or tied career marks for points, rebounds, assists, blocks and steals ... Grabbed a career-high 10 rebounds, tied a career-high with two steals and scored seven points against Western Kentucky (12/16/06) ... Recorded a career-high 14 points against UNC Wilmington (11/14/06) ... Had then career-marks for points (10) and rebounds (5) in just 17 minutes of action against Middle Tennessee (11/10/06).

**Noting Childress**

Worked hard in the weight room during the summer, shedding 20 pounds and adding seven inches to his vertical jump ... One of three scholarship players on the roster that is taller than 6-foot-5 ... Half of his rebounds (18 of 36) came at the offensive end of the court last season ... Favorite all-time NBA player is former Chicago Bull Bill Wennington ... Models his game after Bill Laimbeer ... Describes his style of play as "physical" ... Says that the thing that surprised him the most about Tennessee was how good the sweet tea is ... Averaged 16.0 points and 8.7 rebounds per game while leading the Crusaders to a 22-4 record and the Division I state Final Four as a senior ... Helped the Crusaders win a state championship as a sophomore ... Finished his career as the all-time winningest player in Moeller history.



**2006-07 Game-By-Game**

	Start	FG-A	3P-A	FT-A	Reb	PF	TP	A	TO	BK	S	Min	
Nov. 10	Middle Tennessee	3-8	0-2	4-5	2-3-5	0	10	1	1	0	0	17	
Nov. 13	1-Fordham	3-5	1-2	2-2	3-1-4	1	9	0	1	0	2	16	
Nov. 14	1-UNC Wilmington	6-9	1-3	1-4	4-1-5	3	14	0	4	2	1	18	
Nov. 19	Coppin State	4-5	0-1	2-4	0-2-2	2	10	4	2	0	0	18	
Nov. 22	1-Butler	0-0	0-0	1-2	0-4-4	2	1	0	2	0	1	12	
Nov. 24	1-North Carolina	0-3	0-1	0-0	0-2-2	1	0	0	0	0	0	13	
Nov. 27	at La.-Lafayette	1-4	0-2	0-2	3-1-4	2	2	0	0	0	1	11	
Dec. 1	Murray State	3-6	1-2	0-0	3-2-5	2	7	0	2	1	0	16	
Dec. 6	Memphis	0-1	0-0	0-0	1-0-1	1	0	0	0	1	0	6	
Dec. 16	Western Kentucky	2-4	1-1	2-2	5-5-10	0	7	3	2	1	2	22	
Dec. 18	2-Oklahoma State	1-6	0-3	0-0	0-1-1	1	2	0	0	0	0	17	
Dec. 23	Texas	1-2	0-1	0-0	0-6-6	4	2	2	0	0	0	16	
Dec. 28	Tennessee Tech	5-6	0-1	3-6	4-7-11	4	13	1	1	1	2	18	
Dec. 30	East Tennessee State	f	2-8	0-1	2-3	3-2-5	1	6	4	1	3	0	23
Jan. 7	Mississippi State	3-5	2-4	0-0	0-2-2	2	8	0	0	1	1	21	
Jan. 10	at Vanderbilt	2-6	1-2	0-1	1-3-4	1	5	1	2	0	0	14	
Jan. 13	at Ohio State	1-7	1-3	1-2	1-3-4	1	4	1	0	0	0	14	
Jan. 17	at Auburn	1-1	0-0	1-4	1-0-1	0	3	0	2	2	0	8	
Jan. 20	South Carolina												
Jan. 24	at Ole Miss												
Jan. 28	at Kentucky												
Jan. 31	Georgia												
Feb. 3	at Florida												
Feb. 6	LSU												
Feb. 10	Vanderbilt												
Feb. 13	Kentucky												
Feb. 17	at South Carolina												
Feb. 21	Alabama												
Feb. 24	at Arkansas												
Feb. 27	Florida												
March 3	at Georgia												
March 8	3-SEC Tournament												

1-NIT Season Tip-Off; 2-at the Gaylord Entertainment Center (Nashville, Tenn.); 3-Southeastern Conference Tournament (Atlanta, Ga.)

**Career Statistics**

Year	GP-GS	Min	Avg	FG-A	Pct	3FG-A	Pct	FT-A	Pct	Off-Def-Rebs	Avg	PF-FO	Ast	TO	Blk	Stl	Pts	Avg
2006	29-0	172	5.9	9-26	.346	2-9	.222	16-23	.696	18-18-36	1.2	33-1	15	12	2	4	36	1.2
2007	18-1	280	15.6	38-86	.442	8-29	.276	19-37	.514	31-45-76	4.2	28-0	17	20	12	10	103	5.7
Total	47-1	452	9.6	47-112	.420	10-38	.263	35-60	.583	49-63-112	2.4	61-1	32	32	14	14	139	3.0

**Season/Career Highs**

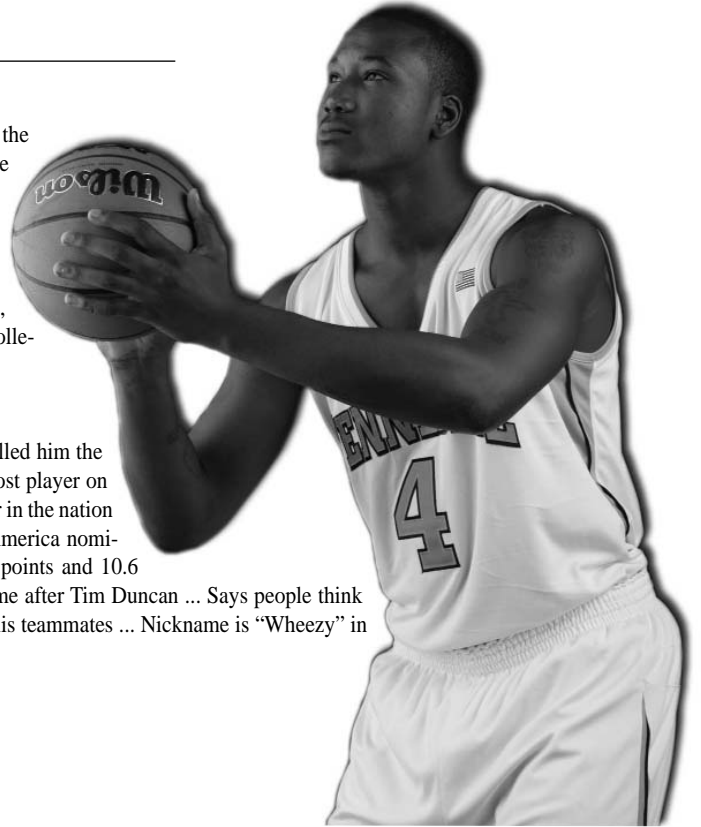
<b>Points</b>
Season 14 vs. UNC Wilmington (11/14/06)
Career Same
<b>Rebounds</b>
Season 11 vs. Tennessee Tech (12/28/06)
Career Same
<b>Assists</b>
Season 4 Two times; last vs. East Tennessee State (12/30/06)
Career Same
<b>Blocks</b>
Season 3 vs. East Tennessee State (12/30/06)
Career Same
<b>Steals</b>
Season 2 Three times; last vs. Tennessee Tech (12/28/06)
Career Same
<b>Field Goals Made</b>
Season 6 vs. UNC Wilmington (11/14/06)
Career Same
<b>Field Goals Attempted</b>
Season 9 vs. UNC Wilmington (11/14/06)
Career Same
<b>3-Pt Field Goals Made</b>
Season 2 vs. Mississippi State (1/7/07)
Career Same
<b>3-Pt Field Goals Attempted</b>
Season 4 vs. Mississippi State (1/7/07)
Career 4 Two times; last vs. Mississippi State (1/7/07)
<b>Free Throws Made</b>
Season 4 vs. Middle Tennessee (11/10/06)
Career Same
<b>Free Throws Attempted</b>
Season 6 vs. Tennessee Tech (12/28/06)
Career Same
<b>Minutes</b>
Season 23 vs. East Tennessee State (12/30/06)
Career Same

**Chism Recently**

Shooting 13-of-16 from the free throw line his last six games ... The first Vol off the bench in 14 of the Vols' 18 games ... Second on the team with 5.3 rebounds per game despite playing 17.7 minutes per game ... Earned his first career start against 16th-ranked Memphis (12/6/06) ... Hit three 3-pointers on his way to scoring 12 points against North Carolina (11/24/06) ... With 11 points and 11 rebounds against Coppin State (11/19/06), he became the first Tennessee freshman to record a double-double since Vincent Yarbrough had 22 points and 11 rebounds against Georgia on Jan. 20, 1999 ... Scored 10 points and had 11 rebounds in just 11 minutes of action in his collegiate debut against Middle Tennessee (11/10/06).

**Noting Chism**

Named Best Rebounder of the SEC Newcomers by *Lindy's* ... *The Sporting News* called him the SEC's Top Impact Newcomer ... Timed as the fourth-fastest player and the fastest post player on the team in a 40-yard sprint ... Rivals.com four-star prospect and No. 34 overall player in the nation among the Class of 2006 ... Tennessee Mr. Basketball finalist ... McDonald's All-America nominee ... Participated in the 2006 Derby Classic in Louisville, Ky. ... Averaged 16.1 points and 10.6 rebounds as a senior ... Favorite pregame meal is chicken nuggets ... Models his game after Tim Duncan ... Says people think he looks like Bernie Mac ... Voted the funniest player on the Vols roster in a poll of his teammates ... Nickname is "Wheezy" in reference to the affects asthma has on him.

**2006-07 Game-By-Game**

	Start	FG-A	3P-A	FT-A	Reb	PF	TP	A	TO	BK	S	Min
Nov. 10	Middle Tennessee	4-6	0-1	2-3	3-4-7	4	10	1	1	0	1	11
Nov. 13	1-Fordham	3-9	0-2	0-0	2-3-5	3	6	0	2	0	0	18
Nov. 14	1-UNC Wilmington	3-9	1-2	1-1	0-4-4	1	8	2	0	0	1	18
Nov. 19	Coppin State	4-9	2-3	1-3	3-8-11	2	11	0	1	1	0	18
Nov. 22	1-Butler	1-8	1-3	2-8	2-2-4	3	5	0	0	1	0	18
Nov. 24	1-North Carolina	4-6	3-4	1-5	1-3-4	4	12	0	2	0	0	19
Nov. 27	at La.-Lafayette	2-9	1-3	4-6	6-3-9	3	9	0	2	0	1	22
Dec. 1	Murray State	3-9	1-3	6-8	4-5-9	3	13	2	2	0	0	19
Dec. 6	Memphis	f 1-6	1-3	0-0	2-3-5	2	3	1	2	1	0	19
Dec. 16	Western Kentucky	0-1	0-0	0-0	0-0-0	4	0	1	1	1	1	12
Dec. 18	2-Oklahoma State	3-6	0-2	3-5	3-3-6	4	9	0	0	0	1	14
Dec. 23	Texas	7-9	1-3	3-6	1-7-8	4	18	0	0	0	0	24
Dec. 28	Tennessee Tech	2-9	0-2	5-6	2-3-5	2	9	2	3	2	0	20
Dec. 30	East Tennessee State	f 0-2	0-1	6-6	0-3-3	2	6	2	0	1	0	19
Jan. 7	Mississippi State	4-5	0-1	1-3	0-1-1	4	9	0	1	0	0	9
Jan. 10	at Vanderbilt	4-8	0-1	1-1	1-3-4	1	9	0	2	0	1	17
Jan. 13	at Ohio State	3-8	1-5	0-0	2-2-4	2	7	1	1	0	1	19
Jan. 17	at Auburn	3-8	0-1	0-0	0-7-7	4	6	2	3	1	2	23
Jan. 20	South Carolina											
Jan. 24	at Ole Miss											
Jan. 28	at Kentucky											
Jan. 31	Georgia											
Feb. 3	at Florida											
Feb. 6	LSU											
Feb. 10	Vanderbilt											
Feb. 13	Kentucky											
Feb. 17	at South Carolina											
Feb. 21	Alabama											
Feb. 24	at Arkansas											
Feb. 27	Florida											
March 3	at Georgia											
March 8	3-SEC Tournament											

1-NIT Season Tip-Off; 2-at the Gaylord Entertainment Center (Nashville, Tenn.); 3-Southeastern Conference Tournament (Atlanta, Ga.)

**Career Statistics**

	Year	GP-GS	Min	Avg	FG-A	Pct	3FG-A	Pct	FT-A	Pct	Off-Def-Rebs	Avg	PF-FO	Ast	TO	Blk	Stl	Pts	Avg
	2007	18-2	319	17.7	51-127	.402	12-40	.300	36-61	.590	32-64-96	5.3	52-0	14	23	8	9	150	8.3

**Season/Career Highs**

<b>Points</b>
Season 18 vs. Texas (12/23/06)
Career Same
<b>Rebounds</b>
Season 11 vs. Coppin State (11/19/06)
Career Same
<b>Assists</b>
Season 2 Five times; last at Auburn (1/17/07)
Career Same
<b>Blocks</b>
Season 2 vs. Tennessee Tech (12/28/06)
Career Same
<b>Steals</b>
Season 2 at Auburn (1/17/07)
Career Same
<b>Field Goals Made</b>
Season 7 vs. Texas (12/23/06)
Career Same
<b>Field Goals Attempted</b>
Season 9 Seven times; last vs. Tennessee Tech (12/28/06)
Career Same
<b>3-Pt Field Goals Made</b>
Season 3 vs. North Carolina (11/24/06)
Career Same
<b>3-Pt Field Goals Attempted</b>
Season 5 at Ohio State (1/13/07)
Career Same
<b>Free Throws Made</b>
Season 6 Two times; last vs. East Tennessee State (12/30/06)
Career Same
<b>Free Throws Attempted</b>
Season 8 Two times; last vs. Murray State (12/1/06)
Career Same
<b>Minutes</b>
Season 24 vs. Texas (12/23/06)
Career Same

**Crews Recently**

A very active big man who runs the court well ... One of the emotional leaders of the club ... Is third on the team in scoring (9.9 ppg) while leading the squad in rebounds (5.9 rpg) ... Leads all SEC freshmen with 5.9 rebounds per game ... 53 of his 107 rebounds (49 percent) have come on the offensive end ... Ranks third in the SEC with 2.9 offensive boards per game ... Named SEC Freshman of the Week on Dec. 24 after averaging 16.5 points and 8.5 rebounds in wins over Oklahoma State and Texas ... Despite only playing 19 minutes he recorded his first career double-double with 10 points and 10 rebounds against Tennessee Tech (12/28/06) ... Scored 16 points and had eight rebounds and a key block of a late Kevin Durant shot in UT's win over Texas (12/23/06) ... Nearly had a double-double with a career-high 17 points and nine rebounds against 14th-ranked Oklahoma State (12/18/06) ... Narrowly missed getting the double-double with nine points and 10 rebounds against 16th-ranked Memphis (12/6/06) ... A starter in each of his first eight games, requested that Wayne Chism take his place in the starting lineup against Memphis (12/6/06) so that Chism could be in the starting lineup when the Vols played against the school located not far from his hometown.

**Noting Crews**

Named the SEC Newcomer of the Year by *Lindy's* and *Athlon* ... In a poll of the Vols, was voted the best athlete on the team ... Before arriving at UT in July 2006, had not spent much time in the weight room ... Since arriving in Knoxville has added 15 pounds to his frame ... Rivals.com five-star prospect and No. 26 overall player ... A third team selection to the 50th annual Parade All-American high school boys basketball team ... Had seven points, seven rebounds and a block in 21 minutes at the Jordan All-American Classic in New York City's Madison Square Garden ... Registered 12 points, 12 rebounds and seven blocks at the 2006 Derby Festival Basketball Classic in Louisville, Ky. ... 2006 Associated Press All-State Group AAA first team selection ... Averaged 21 points and 13 rebounds while leading Bethel to a 27-1 record regional and district championships as a senior ... Attended the same high school as NBA star Allen Iverson ... Wears the No. 32 because it is the same number that his brother wore ... Lists his brother, Terrence Patrick, as the person who has had the most influence on his life ... Says the most rewarding thing about being at Tennessee is playing for Coach Pearl.



**2006-07 Game-By-Game**

	Start	FG-A	3P-A	FT-A	Reb	PF	TP	A	TO	BK	S	Min
Nov. 10	Middle Tennessee	f	2-6	0-0	1-2	0-2-2	3	5	1	2	1	21
Nov. 13	1-Fordham	f	3-6	0-0	5-6	3-2-5	2	11	0	1	1	22
Nov. 14	1-UNC Wilmington	f	4-6	0-0	5-8	5-3-8	1	13	0	2	0	21
Nov. 19	Coppin State	f	6-11	0-0	1-1	2-4-6	4	13	0	0	1	19
Nov. 22	1-Butler	f	2-5	0-0	0-0	1-2-3	0	4	0	0	0	19
Nov. 24	1-North Carolina	f	4-10	0-0	2-4	4-2-6	2	10	0	1	0	21
Nov. 27	at La.-Lafayette	f	3-5	0-0	1-3	3-2-5	4	7	1	2	0	18
Dec. 1	Murray State	f	4-9	0-0	4-7	3-2-5	0	12	1	2	0	20
Dec. 6	Memphis		3-6	0-0	3-4	3-7-10	3	9	1	1	3	21
Dec. 16	Western Kentucky	f	4-7	0-0	0-0	2-1-3	4	8	1	3	0	24
Dec. 18	2-Oklahoma State	f	8-11	0-0	1-3	5-4-9	4	17	1	1	0	26
Dec. 23	Texas	f	8-13	0-0	0-0	4-4-8	3	16	3	3	1	35
Dec. 28	Tennessee Tech	f	4-8	0-0	2-2	5-5-10	3	10	2	0	3	19
Dec. 30	East Tennessee State		3-6	0-0	3-3	2-2-4	3	9	0	2	0	18
Jan. 7	Mississippi State	f	6-9	0-0	6-9	5-1-6	2	18	2	4	0	25
Jan. 10	at Vanderbilt	f	4-6	0-0	2-4	2-4-6	4	10	0	2	0	22
Jan. 13	at Ohio State	f	1-2	0-0	0-0	1-2-3	3	2	0	2	0	19
Jan. 17	at Auburn	f	2-8	0-0	1-3	3-5-8	5	5	1	0	2	18
Jan. 20	South Carolina											
Jan. 24	at Ole Miss											
Jan. 28	at Kentucky											
Jan. 31	Georgia											
Feb. 3	at Florida											
Feb. 6	LSU											
Feb. 10	Vanderbilt											
Feb. 13	Kentucky											
Feb. 17	at South Carolina											
Feb. 21	Alabama											
Feb. 24	at Arkansas											
Feb. 27	Florida											
March 3	at Georgia											
March 8	3-SEC Tournament											

1-NIT Season Tip-Off; 2-at the Gaylord Entertainment Center (Nashville, Tenn.); 3-Southeastern Conference Tournament (Atlanta, Ga.)

**Career Statistics**

Year	GP-GS	Min	Avg	FG-A	Pct	3FG-A	Pct	FT-A	Pct	Off-Def-Rebs	Avg	PF-FO	Ast	TO	Blk	Stl	Pts	Avg
2007	18-16	388	21.6	71-134	.530	0-0	.000	37-59	.627	53-54-107	5.9	50-1	14	28	12	14	179	9.9

<b>Season/Career Highs</b>	
<b>Points</b>	
Season	18 vs. Mississippi State (1/7/07)
Career	Same
<b>Rebounds</b>	
Season	10 Two times; last vs. Tennessee Tech (12/28/06)
Career	Same
<b>Assists</b>	
Season	3 vs. Texas (12/23/06)
Career	Same
<b>Blocks</b>	
Season	3 Two times; last vs. Tennessee Tech (12/28/06)
Career	Same
<b>Steals</b>	
Season	2 Three times; last vs. Tennessee Tech (12/28/06)
Career	Same
<b>Field Goals Made</b>	
Season	8 Two times; last vs. Texas (12/23/06)
Career	Same
<b>Field Goals Attempted</b>	
Season	13 vs. Texas (12/23/06)
Career	Same
<b>3-Pt Field Goals Made</b>	
Season	0
Career	Same
<b>3-Pt Field Goals Attempted</b>	
Season	0
Career	Same
<b>Free Throws Made</b>	
Season	6 vs. Mississippi State (1/7/07)
Career	Same
<b>Free Throws Attempted</b>	
Season	9 vs. Mississippi State (1/7/07)
Career	Same
<b>Minutes</b>	
Season	35 vs. Texas (12/23/06)
Career	Same




**Howell Recently**

Expected to miss 6-8 weeks after sustaining a fracture to his right (shooting) hand during practice Dec. 21 ... With Howell in the starting lineup, the Vols cut their turnovers by nearly five per game ... Is one of only three Vols to have more assists than turnovers (22 assists, 8 turnovers) ... In the five games he has started he averaged only one turnover over per 21.2 minutes played (5 turnovers in 106 minutes played) ... Passed out a career-high five assists against North Carolina (11/24/06) ... Made his first career start against La.-Lafayette (11/27/06), playing a career-high 30 minutes and grabbing a career-high three rebounds ... Gave the Vols a boost off the bench against UNC Wilmington (11/14/06) when he calmly guided the offense for 13 minutes ... Unexpectedly came off the bench in the season-opener and sparked the Vols with a pair of assists in two minutes of action against Middle Tennessee (11/10/06) ... Missed the first month of practice with a broken bone in his shooting hand ... The most experienced point guard on the Tennessee roster ... Saw limited action in the exhibition games because of the hand injury ... Scored six points in eight minutes of play against Tusculum.

**Noting Howell**

Voted by his teammates as the most improved player on the team ... Says that he models his game after his older brother Brett ... Favorite all-time NBA player is Pete Maravich ... Wears the No. 15 jersey because its the same number both his father and brother wore at Auburn ... Practiced with the team while redshirting the 2003-04 season ... Father, Rex, played basketball for Auburn in 1966 ... Uncle, Alex Howell, was a two-year starter and a 1967 All-SEC selection for the Auburn basketball team.

**2006-07 Game-By-Game****Season/Career Highs**

Points	
Season	6 vs. Coppin State (11/19/06)
Career	8 vs. Oklahoma State (12/22/05)
Rebounds	
Season	3 at La.-Lafayette (11/27/06)
Career	Same
Assists	
Season	5 vs. North Carolina (11/24/06)
Career	Same
Blocks	
Season	0
Career	Same
Steals	
Season	2 vs. Murray State (12/1/06)
Career	2 Two times; last vs. Murray State (12/1/06)
Field Goals Made	
Season	2 Two times; last vs. Oklahoma State (12/18/06)
Career	3 vs. Oklahoma State (12/22/05)
Field Goals Attempted	
Season	6 vs. North Carolina (11/24/06)
Career	Same
3-Pt Field Goals Made	
Season	2 vs. Coppin State (11/19/06)
Career	2 Five times; last vs. Coppin State (11/19/06)
3-Pt Field Goals Attempted	
Season	5 vs. North Carolina (11/24/06)
Career	Same
Free Throws Made	
Season	2 Three times; last vs. Memphis (12/6/06)
Career	2 Four times; last vs. Memphis (12/6/06)
Free Throws Attempted	
Season	2 Three times; last vs. Memphis (12/6/06)
Career	2 Five times; last vs. Memphis (12/6/06)
Minutes	
Season	30 at La.-Lafayette (11/27/06)
Career	Same

	Start	FG-A	3P-A	FT-A	Reb	PF	TP	A	TO	BK	S	Min
Nov. 10	Middle Tennessee	0-1	0-1	0-0	0-0-0	0	0	2	0	0	0	2
Nov. 13	1-Fordham	DNP										
Nov. 14	1-UNC Wilmington	0-1	0-1	0-0	0-0-0	2	0	0	1	0	0	13
Nov. 19	Coppin State	2-4	2-3	0-0	0-1-1	2	6	2	1	0	0	13
Nov. 22	1-Butler	0-4	0-4	0-0	0-0-0	1	0	1	1	0	1	20
Nov. 24	1-North Carolina	1-6	1-5	2-2	0-0-0	1	5	5	0	0	0	20
Nov. 27	at La.-Lafayette	g	1-3	1-3	2-2	0-3-3	1	5	3	2	0	30
Dec. 1	Murray State	g	1-4	1-4	0-0	0-0-0	3	3	3	1	0	22
Dec. 6	Memphis	g	1-1	1-1	2-2	0-2-2	2	5	2	0	0	18
Dec. 16	Western Kentucky	g	1-1	0-0	0-0	0-1-1	0	2	3	1	0	18
Dec. 18	2-Oklahoma State	g	2-3	0-1	1-1	1-1-2	2	5	1	1	0	18
Dec. 23	Texas	DNP - Injured										
Dec. 28	Tennessee Tech	DNP - Injured										
Dec. 30	East Tennessee State	DNP - Injured										
Jan. 7	Mississippi State	DNP - Injured										
Jan. 10	at Vanderbilt	DNP - Injured										
Jan. 13	at Ohio State	DNP - Injured										
Jan. 17	at Auburn	DNP - Injured										
Jan. 20	South Carolina											
Jan. 24	at Ole Miss											
Jan. 28	at Kentucky											
Jan. 31	Georgia											
Feb. 3	at Florida											
Feb. 6	LSU											
Feb. 10	Vanderbilt											
Feb. 13	Kentucky											
Feb. 17	at South Carolina											
Feb. 21	Alabama											
Feb. 24	at Arkansas											
Feb. 27	Florida											
March 3	at Georgia											
March 8	3-SEC Tournament											

1-NIT Season Tip-Off; 2-at the Gaylord Entertainment Center (Nashville, Tenn.); 3-Southeastern Conference Tournament (Atlanta, Ga.)

**Career Statistics**

Year	GP-GS	Min	Avg	FG-A	Pct	3FG-A	Pct	FT-A	Pct	Off-Def-Rebs	Avg	PF-FO	Ast	TO	Blk	Stl	Pts	Avg
2005	19-0	116	6.1	7-29	.241	7-28	.250	0-0	.000	1-3-4	0.2	6-0	8	5	0	2	21	1.1
2006	30-0	233	7.8	20-50	.400	15-38	.395	3-4	.750	2-9-11	0.4	27-0	20	11	0	3	58	1.9
2007	10-5	174	17.4	9-28	.321	6-23	.261	7-7	1.000	1-8-9	0.9	14-0	22	8	0	3	31	3.1
Total	59-5	523	8.9	36-107	.336	28-89	.315	10-11	.909	4-20-24	0.4	47-0	50	24	0	8	110	1.9

**Lofton In The Record Books**

Owens Tennessee single-game records for 3-pointers made (9), attempted (18) and percentage (5-for-5) and single-season records for 3-pointers made (114), attempted (261) and per game (3.80) ... Ranks second all-time at Tennessee with 277 3-pointers made and third with 611 attempted ... His 114 3-pointers made in 2005-06 are the second-most in SEC history.

**Lofton 's Honors**


Three-time SEC Player of the Week (Nov. 20, Dec. 11 and Dec. 24) this season ... Has won the award six times in his career which is tied for the most honors in SEC history ... ESPN.com National Player of the Week on Dec. 26 ... Named Dick Vitale's co-National Player of the Week on Dec. 11 ... Preseason Wooden and Naismith award candidate ... Consensus first team pre-season first team All-SEC selection ... Preseason first team All-America (*Street & Smith's*) while also earning All-America honors from several other preseason publications.

**Lofton Recently**

Leads the SEC with 22.5 points per game ... Has hit at least two 3-pointers in 27 of his last 29 games ... Has scored 30 or more points five times this season ... Has made five or more 3-pointers in a game eight times this season ... Tied a school record by going 13-of-13 at the free throw line in a 28-point effort against East Tennessee State (12/30/06) ... Registered his first career double-double with career-highs for points (35) and rebounds (11) against Texas (12/23/06) ... Drilled a 30-footer over 6-foot-9 Kevin Durant with 18 seconds left to give the Vols the lead against Texas ... Scored 29 points on 6-of-7 3-point shooting, including a 40-footer late in the first half against Vanderbilt (1/10/07) ... Scored 34 points in UT's win over 16th-ranked Memphis (12/6/06) ... With less than a minute left in the first half his 21 points were more than the Tigers' 20 points ... Became the 39th player in UT history to score 1,000 career points against Butler (11/22/06) ... Was the only Vol to score a field goal in the final 10 minutes against UL-Lafayette (11/27/06) on his way to scoring 31 points; also knocked down seven 3-pointers against the Rajun Cajuns.

**Noting Lofton**

Spent much of the offseason working on his quickness and ball-handling ... Has said, "It's not a matter of how much I score, I don't even look at that. I look at wins." ... Voted as the strongest player on the team in a poll of his teammates ... Has done a 185-pound bench press 24 times ... Timed as the third-fastest player on the team in a 40-yard sprint ... Models his game after Seattle Sonics guard Ray Allen .. His popularity in his hometown has surpassed fellow Maysville area natives the Clooneys (George and Rosemary) and Miss America 2000 (Heather French) ... Stores in Maysville, Ky., are selling No. 5 Tennessee basketball jerseys ... Earned Kentucky's Mr. Basketball honors as a senior in 2004 ... Scored 41 points in the Kentucky-Indiana Boys' All-Star Game in Owensboro, Ky., to tie Indiana's Oscar Robertson (1956) for third-highest single-game total in the series ... Also a stand-out wide receiver for the Mason County football team ... Had his high school football jersey retired ... His favorite arena manager is Tim Reese.

**2006-07 Game-By-Game**

	Start	FG-A	3P-A	FT-A	Reb	PF	TP	A	TO	BK	S	Min	
Nov. 10	Middle Tennessee	g	2-6	2-3	0-0	0-0-0	4	6	0	0	2	21	
Nov. 13	1-Fordham	g	9-16	5-10	7-8	1-0-1	4	30	0	2	0	26	
Nov. 14	1-UNC Wilmington	g	7-16	2-11	1-2	2-1-3	2	17	2	2	0	28	
Nov. 19	Coppin State	g	6-11	3-6	4-4	0-3-3	1	19	1	0	0	24	
Nov. 22	1-Butler	g	3-9	2-6	0-0	0-2-2	5	8	0	5	2	0	23
Nov. 24	1-North Carolina	g	6-13	5-8	1-3	1-2-3	4	18	3	2	0	0	30
Nov. 27	at La.-Lafayette	g	12-17	7-11	0-0	1-2-3	1	31	4	2	0	4	32
Dec. 1	Murray State	g	5-9	4-7	6-8	4-1-5	1	20	0	2	0	1	28
Dec. 6	Memphis	g	12-18	6-11	4-4	1-4-5	1	34	1	4	0	1	34
Dec. 16	Western Kentucky	g	11-15	5-9	5-7	0-5-5	1	32	4	1	0	1	32
Dec. 18	2-Oklahoma State	g	5-15	3-8	7-11	4-1-5	2	20	0	2	0	2	35
Dec. 23	Texas	g	8-24	7-16	12-13	5-6-11	2	35	1	1	0	1	38
Dec. 28	Tennessee Tech	g	5-11	2-5	2-2	3-1-4	1	14	2	0	1	1	28
Dec. 30	East Tennessee State	g	7-14	1-5	13-13	1-2-3	0	28	3	4	0	4	36
Jan. 7	Mississippi State	g	6-12	1-4	8-10	0-1-1	0	21	4	2	0	0	31
Jan. 10	at Vanderbilt	g	11-15	6-7	1-2	0-2-2	0	29	1	3	0	3	36
Jan. 13	at Ohio State	g	9-20	3-11	0-1	1-1-2	1	21	1	1	0	1	36
Jan. 17	at Auburn	g	8-19	6-12	0-0	0-2-2	2	22	0	1	0	0	33
Jan. 20	South Carolina												
Jan. 24	at Ole Miss												
Jan. 28	at Kentucky												
Jan. 31	Georgia												
Feb. 3	at Florida												
Feb. 6	LSU												
Feb. 10	Vanderbilt												
Feb. 13	Kentucky												
Feb. 17	at South Carolina												
Feb. 21	Alabama												
Feb. 24	at Arkansas												
Feb. 27	Florida												
March 3	at Georgia												
March 8	3-SEC Tournament												

1-NIT Season Tip-Off; 2-at the Gaylord Entertainment Center (Nashville, Tenn.); 3-Southeastern Conference Tournament (Atlanta, Ga.)

**Career Statistics**

Year	GP-GS	Min	Avg	FG-A	Pct	3FG-A	Pct	FT-A	Pct	Off-Def-Rebs	Avg	PF-FO	Ast	TO	Blk	Stl	Pts	Avg
2005	31-31	914	29.5	141-293	.481	93-200	.465	35-41	.854	25-86-111	3.6	36-0	46	32	2	40	410	13.2
2006	30-30	957	31.9	174-373	.466	114-261	.437	55-60	.917	30-76-106	3.5	55-0	56	36	3	60	517	17.2
2007	18-18	551	30.6	132-260	.508	70-150	.467	71-88	.807	24-36-60	3.3	32-1	27	34	3	30	405	22.5
Total	79-79	2422	30.7	447-926	.483	277-611	.453	161-189	.852	79-198-277	3.5	123-1	129	102	8	130	1332	16.9

**Season/Career Highs****Points**

Season 35 vs. Texas (12/23/06)

Career Same

**Rebounds**

Season 11 vs. Texas (12/23/06)11

Career Same

**Assists**

Season 4 Three times; last vs. Mississippi State (1/7/07)

Career 7 vs. UT-Chattanooga (12/5/04)

**Blocks**

Season 2 vs. Butler (11/22/06)

Career Same

**Steals**

Season 4 Three times; last vs. East Tennessee State (12/30/06)

Career 5 Two times; last vs. South Carolina (1/28/06)

**Field Goals Made**

Season 12 Two times; last vs. Memphis (12/6/06)

Career Same

**Field Goals Attempted**

Season 24 vs. Texas (12/23/06)

Career Same

**3-Pt Field Goals Made**

Season 7 Two times; last vs. Texas (12/23/06)

Career 9 at Georgia (2/11/06)

**3-Pt Field Goals Attempted**

Season 16 vs. Texas (12/23/06)

Career 18 vs. Wichita State (3/18/06)

**Free Throws Made**

Season 13 vs. East Tennessee State (12/30/06)

Career Same

**Free Throws Attempted**

Season 13 Two times; last vs. East Tennessee State (12/30/06)

Career Same

**Minutes**

Season 38 vs. Texas (12/23/06)


Career 38 Two times; last vs. Texas (12/23/06)

**Passley Recently**

Shaking off the rust after barely playing in a game over the last two years ... Grabbed three rebounds in four minutes of action against 16th-ranked Memphis (12/6/06) ... Scored five points, grabbed six rebounds and blocked two shots against North Carolina (11/24/06) ... Turned in seven point, four assist performance against Coppin State (11/19/06) ... Scored six points to go with six rebounds in 14 minutes against Middle Tennessee (11/10/06) ... Ranked third on the team with 13.0 points in UT's exhibition games ... Shot 70.6 percent from the field and averaged 4.0 rebounds in the two exhibition contests.

**Noting Passley**

Has added 20 pounds to his frame since first arriving at Tennessee ... Chose his jersey number because not many other people wear it ... Says that rebounding is the best part of his game and that is style of play is adaptable to any situation ... Spent the 2005-06 season as a redshirt while practicing with the team ... Earned the Thornton Athletic Student Life Center's Hardest Worker Award for his efforts in the classroom ... Averaged 10.3 points and 5.5 rebounds at Redlands CC in 2004-05 ... A first team all-state selection at North Central High School by the Indiana Basketball Coaches Association ... Member of the 2004 *Indianapolis Star* Indiana All-Star Team ... Averaged 17.2 points and 7.5 rebounds while shooting better than 56 percent from the field as a senior ... Scored 36 points to lead North Central to a 92-75 win over Mason County (Ky.).

**2006-07 Game-By-Game**

	Start	FG-A	3P-A	FT-A	Reb	PF	TP	A	TO	BK	S	Min
Nov. 10	Middle Tennessee	3-5	0-0	0-1	2-4-6	3	6	2	3	0	0	14
Nov. 13	1-Fordham	0-1	0-0	0-0	1-0-1	4	0	0	4	0	1	10
Nov. 14	1-UNC Wilmington	1-2	0-0	0-0	0-0-0	3	2	1	2	0	0	8
Nov. 19	Coppin State	2-2	1-1	2-2	0-2-2	2	7	4	2	0	0	16
Nov. 22	1-Butler	1-4	0-0	0-0	1-1-2	2	2	0	0	0	0	6
Nov. 24	1-North Carolina	0-3	0-1	5-10	4-2-6	3	5	0	1	2	0	14
Nov. 27	at La.-Lafayette	2-3	0-0	0-1	0-0-0	4	4	0	0	0	0	4
Dec. 1	Murray State	1-3	0-0	0-0	0-1-1	1	2	0	3	0	0	6
Dec. 6	Memphis	0-0	0-0	0-0	1-2-3	0	0	0	0	0	0	4
Dec. 16	Western Kentucky				DNP							
Dec. 18	2-Oklahoma State				DNP							
Dec. 23	Texas				DNP							
Dec. 28	Tennessee Tech	1-4	0-1	1-2	2-1-3	1	3	1	1	0	1	8
Dec. 30	East Tennessee State	0-0	0-0	0-0	0-3-3	0	0	0	1	0	0	5
Jan. 7	Mississippi State				DNP							
Jan. 10	at Vanderbilt	0-1	0-1	0-0	1-0-1	2	0	0	0	1	0	9
Jan. 13	at Ohio State	0-0	0-0	0-0	0-0-0	0	0	0	0	0	0	1
Jan. 17	at Auburn	0-0	0-0	0-0	1-0-1	1	0	0	1	0	0	3
Jan. 20	South Carolina											
Jan. 24	at Ole Miss											
Jan. 28	at Kentucky											
Jan. 31	Georgia											
Feb. 3	at Florida											
Feb. 6	LSU											
Feb. 10	Vanderbilt											
Feb. 13	Kentucky											
Feb. 17	at South Carolina											
Feb. 21	Alabama											
Feb. 24	at Arkansas											
Feb. 27	Florida											
March 3	at Georgia											
March 8	3-SEC Tournament											

1-NIT Season Tip-Off; 2-at the Gaylord Entertainment Center (Nashville, Tenn.); 3-Southeastern Conference Tournament (Atlanta, Ga.)

**Career Statistics**

Year	GP-GS	Min	Avg	FG-A	Pct	3FG-A	Pct	FT-A	Pct	Off-Def-Rebs	Avg	PF-FO	Ast	TO	Blk	Stl	Pts	Avg
2007	14-0	108	7.7	11-28	.393	1-4	.250	8-16	.500	13-16-29	2.1	26-0	8	18	3	2	31	2.2

**Season/Career Highs**


<b>Points</b>
Season 7 vs. Coppin State (11/19/06)
Career Same
<b>Rebounds</b>
Season 6 Two times; last vs. North Carolina (11/24/06)
Career Same
<b>Assists</b>
Season 4 vs. Coppin State (11/19/06)
Career Same
<b>Blocks</b>
Season 2 vs. North Carolina (11/24/06)
Career Same
<b>Steals</b>
Season 1 Two times; last vs. Tennessee Tech (12/28/06)
Career Same
<b>Field Goals Made</b>
Season 3 vs. Middle Tennessee (11/10/06)
Career Same
<b>Field Goals Attempted</b>
Season 5 vs. Middle Tennessee (11/10/06)
Career Same
<b>3-Pt Field Goals Made</b>
Season 1 vs. Coppin State (11/19/06)
Career Same
<b>3-Pt Field Goals Attempted</b>
Season 1 Three times; last vs. Tennessee Tech (12/28/06)
Career Same
<b>Free Throws Made</b>
Season 5 vs. North Carolina (11/24/06)
Career Same
<b>Free Throws Attempted</b>
Season 10 vs. North Carolina (11/24/06)
Career Same
<b>Minutes</b>
Season 16 vs. Coppin State (11/19/06)
Career Same

**Smith Recently**

One of the best players in the SEC coming off the bench last year, he has earned a spot in the starting lineup this season ... Ranks tied for second in the SEC with 2.17 steals and fifth with 2.44 3-pointers per game ... Has led the Vols in scoring in five times ... Second on the team in scoring (14.2 ppg) and leads in steals (39) ... Has hit 43-of-57 (.754) free throws this season after only hitting 37-of-67 (.552) in his first two seasons ... Knocked down five 3-pointers on his way to scoring a career-high 23 points against Tennessee Tech (12/28/06) ... With his shot not falling against Oklahoma State (12/18/06) he passed out a season-high four assists and had a career-high six steals ... Hit five 3-pointers on his way to scoring 21 points against Western Kentucky (12/16/06) ... Scored 21 points to lead the Vols over UNC Wilmington (11/14/06) ... Led the Vols with 16 points in the season-opener against Middle Tennessee (11/10/06).

**Noting Smith**

Owens a 37-inch vertical jump and his maximum jump exceeds 45 inches ... Has timed at 4.4 seconds in a 40-yard sprint ... In 2005-06 he was named the "Best Player off The Bench" in the SEC by *The Tennessean* ... The first Vol off the bench in 29 of 30 games ... Ranked fourth on the team with 9.5 points per game ... Averaged 11.3 points per game in league play ... 61 3-pointers ranked second and 57 assists were third on the team ... 2.03 3-pointers per game were ninth in the SEC ... Shot 37.7 percent (61-of-162) from 3-point range to rank ninth in the SEC ... Says that playing for his home state is the most rewarding thing about playing at Tennessee ... A cousin of former Vols Vincent Yarbrough (1999-02) and Del Baker (1998-02).

**2006-07 Game-By-Game**

		Start	FG-A	3P-A	FT-A	Reb	PF	TP	A	TO	BK	S	Min
Nov. 10	Middle Tennessee	g	5-11	2-6	4-4	2-3-5	1	16	0	1	0	2	26
Nov. 13	1-Fordham	g	2-6	1-5	1-2	1-3-4	3	6	2	4	0	1	28
Nov. 14	1-UNC Wilmington	g	7-10	3-5	4-4	1-3-4	3	21	1	2	0	5	27
Nov. 19	Coppin State	g	5-12	0-4	1-3	2-2-4	0	11	3	4	2	4	24
Nov. 22	1-Butler	g	3-10	3-7	7-8	5-3-8	3	16	1	5	0	1	34
Nov. 24	1-North Carolina	g	5-13	4-7	4-5	1-1-2	2	18	1	2	0	1	21
Nov. 27	at La.-Lafayette	g	5-12	1-6	0-0	1-1-2	2	11	0	2	0	2	27
Dec. 1	Murray State	g	3-9	1-7	3-4	2-6-8	3	10	2	1	0	3	25
Dec. 6	Memphis	g	2-5	1-2	2-2	0-2-2	3	7	0	2	0	1	17
Dec. 16	Western Kentucky	g	6-15	5-11	4-6	0-3-3	1	21	1	2	1	1	33
Dec. 18	2-Oklahoma State	g	4-10	1-4	5-8	2-1-3	3	14	4	2	0	6	28
Dec. 23	Texas	g	5-14	3-10	6-7	3-1-4	5	19	3	1	0	0	33
Dec. 28	Tennessee Tech	g	9-16	5-10	0-1	0-1-1	2	23	2	0	0	2	27
Dec. 30	East Tennessee State	g	8-13	5-9	2-3	3-3-6	3	23	2	4	1	4	25
Jan. 7	Mississippi State	g	4-7	4-7	0-0	1-3-4	3	12	1	3	0	1	31
Jan. 10	at Vanderbilt	g	2-11	2-8	0-0	1-3-4	3	6	1	2	0	0	24
Jan. 13	at Ohio State	g	2-9	1-8	0-0	0-4-4	5	5	3	2	0	2	28
Jan. 17	at Auburn	g	7-13	2-8	0-0	2-3-5	1	16	0	1	0	3	32
Jan. 20	South Carolina												
Jan. 24	at Ole Miss												
Jan. 28	at Kentucky												
Jan. 31	Georgia												
Feb. 3	at Florida												
Feb. 6	LSU												
Feb. 10	Vanderbilt												
Feb. 13	Kentucky												
Feb. 17	at South Carolina												
Feb. 21	Alabama												
Feb. 24	at Arkansas												
Feb. 27	Florida												
March 3	at Georgia												
March 8	3-SEC Tournament												

1-NIT Season Tip-Off; 2-at the Gaylord Entertainment Center (Nashville, Tenn.); 3-Southeastern Conference Tournament (Atlanta, Ga.)

**Career Statistics**

Year	GP-GS	Min	Avg	FG-A	Pct	3FG-A	Pct	FT-A	Pct	Off-Def-Rebs	Avg	PF-FO	Ast	TO	Blk	Stl	Pts	Avg
2005	25-0	200	8.0	17-54	.315	10-34	.294	4-9	.444	6-14-20	0.8	15-0	11	10	1	9	48	1.9
2006	30-0	720	24.0	95-239	.397	61-162	.377	33-58	.569	28-64-92	3.1	57-0	57	40	3	40	284	9.5
2007	18-18	490	27.2	84-196	.429	44-124	.355	43-57	.754	27-46-73	4.1	46-2	27	40	4	39	255	14.2
Total	73-18	1410	19.3	196-489	.401	115-320	.359	80-124	.645	61-124-185	2.5	118-2	95	90	8	88	587	8.0

**Season/Career Highs**

<b>Points</b>
Season 23 Two times; last vs. East Tennessee State (12/30/06)
Career Same
<b>Rebounds</b>
Season 8 Two times; last vs. Murray State (12/1/06)
Career 10 vs. Wichita State (3/18/06)
<b>Assists</b>
Season 4 vs. Oklahoma State (12/18/06)
Career 6 vs. East Tennessee State (11/18/05)
<b>Blocks</b>
Season 2 vs. Coppin State (11/19/06)
Career Same
<b>Steals</b>
Season 6 vs. Oklahoma State (12/18/06)
Career Same
<b>Field Goals Made</b>
Season 9 vs. Tennessee Tech (12/28/06)
Career Same
<b>Field Goals Attempted</b>
Season 16 vs. Tennessee Tech (12/28/06)
Career Same
<b>3-Pt Field Goals Made</b>
Season 5 Three times; last vs. East Tennessee State (12/30/06)
Career 5 Four times; last vs. East Tennessee State (12/30/06)
<b>3-Pt Field Goals Attempted</b>
Season 11 vs. Western Kentucky (12/16/06)
Career Same
<b>Free Throws Made</b>
Season 7 vs. Butler (11/22/06)
Career Same
<b>Free Throws Attempted</b>
Season 8 Two times; last vs. Oklahoma State (12/18/06)
Career Same
<b>Minutes</b>
Season 34 vs. Butler (11/22/06)
Career Same

**Smith Recently**

A natural two-guard, he is learning the point guard position as the season progresses ... Named SEC Freshman of the Week on Jan. 8 after he had 13 points, seven assists, six rebounds and two blocked shots against Mississippi State (1/7/07) ... In his last seven games he is averaging 14.7 points, 3.7 rebounds and 4.4 assists ... His assist-to-turnover ratio during the seven-game stretch is 2.8-to-1 ... Has attacked the basket more as he's gotten more comfortable playing lead guard, getting to the free throw line 65 times in the past 12 games after shooting only six free throws in the first six games ... Has scored in double-figures in eight of the last nine games after not reaching double-figures in the first nine games of the season ... Registered a career-high 19 points at Auburn (1/17/07) ... Returned to the starting lineup against Texas (12/23/06) and scored 16 points but more impressively had nine assists without a turnover ... Scored 15 points and also had his first career blocked shot vs. Western Kentucky (12/16/06) ... Scored seven points to go with a career-high seven rebounds against 16th-ranked Memphis (12/6/06) ... Passed out five assists against Butler (11/22/06) ... Scored eight points against UNC Wilmington (11/14/06) ... Earned a starting assignment in the season-opener against Middle Tennessee (11/10/06).

**Noting Smith**

Rivals.com five-star prospect and No. 20 overall player in the Class of 2006... Finished among the top 10 vote getters for Michigan's Mr. Basketball ... Averaged 23.4 points, 6.5 rebounds, 5.6 assists and 2.0 steals per game as a senior ... A four-year starter ... Led King HS to three consecutive Class A regionals ... A first team All-Detroit selection by the *Detroit Free Press* ... Selected to the Class A All-State team as a senior ... Lists the thing that surprised him the most about Tennessee was the weight room ... Says the most rewarding thing about playing at Tennessee is the coaching staff and teammates.



**2006-07 Game-By-Game**

	Start	FG-A	3P-A	FT-A	Reb	PF	TP	A	TO	BK	S	Min	
Nov. 10	Middle Tennessee	g	1-5	0-0	0-0	2-0-2	3	2	2	3	0	0	20
Nov. 13	1-Fordham	g	3-5	1-3	0-0	1-4-5	4	7	3	4	0	0	26
Nov. 14	1-UNC Wilmington	g	3-6	0-2	2-3	0-2-2	1	8	2	3	0	0	22
Nov. 19	Coppin State	g	0-1	0-0	2-2	0-1-1	2	2	3	4	0	2	19
Nov. 22	1-Butler	g	0-4	0-0	0-1	2-4-6	2	0	5	5	0	0	20
Nov. 24	1-North Carolina	g	3-9	0-1	0-0	1-1-2	3	6	2	1	0	1	20
Nov. 27	at La.-Lafayette		0-2	0-1	1-2	0-0-0	0	1	0	0	0	0	10
Dec. 1	Murray State		2-3	0-0	3-4	0-1-1	4	7	4	3	0	0	17
Dec. 6	Memphis		1-7	0-1	5-6	0-7-7	0	7	1	2	0	1	23
Dec. 16	Western Kentucky		4-5	1-1	6-9	0-3-3	4	15	2	4	1	1	22
Dec. 18	2-Oklahoma State		2-5	0-1	1-2	1-2-3	3	5	0	4	0	1	22
Dec. 23	Texas	g	4-9	0-1	8-13	2-1-3	3	16	9	0	0	0	38
Dec. 28	Tennessee Tech	g	5-9	0-1	3-4	1-0-1	2	13	4	1	0	0	28
Dec. 30	East Tennessee State		3-8	2-4	3-3	1-2-3	2	11	2	4	0	2	31
Jan. 7	Mississippi State	g	5-10	1-2	2-3	3-3-6	1	13	7	1	2	1	33
Jan. 10	at Vanderbilt	g	7-13	1-3	2-5	0-2-2	3	17	3	1	1	4	29
Jan. 13	at Ohio State	g	5-15	0-3	4-8	2-7-9	2	14	3	1	0	2	36
Jan. 17	at Auburn	g	7-12	2-2	3-6	1-1-2	4	19	3	3	0	2	35
Jan. 20	South Carolina												
Jan. 24	at Ole Miss												
Jan. 28	at Kentucky												
Jan. 31	Georgia												
Feb. 3	at Florida												
Feb. 6	LSU												
Feb. 10	Vanderbilt												
Feb. 13	Kentucky												
Feb. 17	at South Carolina												
Feb. 21	Alabama												
Feb. 24	at Arkansas												
Feb. 27	Florida												
March 3	at Georgia												
March 8	3-SEC Tournament												

1-NIT Season Tip-Off; 2-at the Gaylord Entertainment Center (Nashville, Tenn.); 3-Southeastern Conference Tournament (Atlanta, Ga.)

**Career Statistics**

Year	GP-GS	Min	Avg	FG-A	Pct	3FG-A	Pct	FT-A	Pct	Off-Def-Rebs	Avg	PF-FO	Ast	TO	Blk	Stl	Pts	Avg
2007	18-12	451	25.1	55-128	.430	8-26	.308	45-71	.634	17-41-58	3.2	43-0	55	44	4	17	163	9.1


<b>Season/Career Highs</b>	
<b>Points</b>	
Season	19 at Auburn (1/17/07)
Career	Same
<b>Rebounds</b>	
Season	9 at Ohio State (1/13/07)
Career	Same
<b>Assists</b>	
Season	9 vs. Texas (12/23/06)
Career	Same
<b>Blocks</b>	
Season	2 vs. Mississippi State (1/7/07)
Career	Same
<b>Steals</b>	
Season	4 at Vanderbilt (1/10/07)
Career	Same
<b>Field Goals Made</b>	
Season	7 Two times; last at Auburn (1/17/07)
Career	Same
<b>Field Goals Attempted</b>	
Season	15 at Ohio State (1/13/07)
Career	Same
<b>3-Pt Field Goals Made</b>	
Season	2 Two times; last vs. East Tennessee State (12/30/06)
Career	Same
<b>3-Pt Field Goals Attempted</b>	
Season	4 vs. East Tennessee State (12/30/06)
Career	Same
<b>Free Throws Made</b>	
Season	8 vs. Texas (12/23/06)
Career	Same
<b>Free Throws Attempted</b>	
Season	13 vs. Texas (12/23/06)
Career	Same
<b>Minutes</b>	
Season	38 vs. Texas (12/23/06)
Career	Same

**Tabb Recently**

An outstanding defender, he has caused his opponents to be called for five five-second counts while playing defense this season ... Was a perfect 3-of-3 on three-pointers against Coppin State (11/19/06) ... After scoring just two points in UT's two exhibition games, torched Middle Tennessee (11/10/06) for 13 points on 5-of-6 shooting from the field in the season-opener.

**Noting Tabb**

Timed as the second-fastest player on the team in a 40-yard sprint ... Four-star prospect by HoopScoopOnline.com ... Led Harmony Prep to a Division I national runner-up finish ... Rated as No. 5 player in the state of Illinois as a senior in 2005 at Carbondale HS ... Played first three seasons at Ullin Century HS before transferring to Carbondale HS for his senior season ... Two-time second team Class A All-State selection ... Averaged 21 points, five assists and six rebounds as a senior at Carbondale High School ... Led Carbondale HS to the 2005 state championship game ... Surpassed the 1,000 career scoring mark as a sophomore ... Says that the most rewarding thing about playing at UT is that he is getting to live his dream ... Describes his style of play as "all work and no play" ... Says the best part of his game is driving and making things happen.



**2006-07 Game-By-Game**

Start	FG-A	3P-A	FT-A	Reb	PF	TP	A	TO	BK	S	Min	
Nov. 10	Middle Tennessee	5-6	2-2	1-2	1-3-4	3	13	0	1	0	2	19
Nov. 13	1-Fordham	0-0	0-0	1-2	2-3-5	0	1	0	4	1	0	15
Nov. 14	1-UNC Wilmington	2-3	0-0	0-0	2-2-4	0	4	1	1	0	0	16
Nov. 19	Coppin State	3-3	3-3	0-0	0-2-2	1	9	1	2	0	1	16
Nov. 22	1-Butler	2-3	0-1	0-1	0-1-1	1	4	0	1	0	1	17
Nov. 24	1-North Carolina	1-3	1-2	0-0	0-0-0	3	3	0	0	0	1	15
Nov. 27	at La.-Lafayette	0-2	0-1	0-0	1-1-2	0	0	1	2	0	0	17
Dec. 1	Murray State	0-2	0-0	0-0	0-1-1	2	0	1	0	0	3	19
Dec. 6	Memphis	0-4	0-4	0-0	1-5-6	1	0	2	0	0	2	24
Dec. 16	Western Kentucky	1-2	0-1	0-0	0-2-2	2	2	2	0	0	0	14
Dec. 18	2-Oklahoma State	0-2	0-2	0-0	2-0-2	2	0	1	1	0	1	18
Dec. 23	Texas	1-2	0-0	0-0	1-3-4	2	2	1	1	1	2	17
Dec. 28	Tennessee Tech	4-7	1-3	0-1	2-2-4	0	9	2	0	0	0	14
Dec. 30	East Tennessee State	0-1	0-1	0-2	0-2-2	3	0	0	4	0	2	15
Jan. 7	Mississippi State	1-3	0-2	0-0	1-1-2	3	2	1	1	0	2	16
Jan. 10	at Vanderbilt	1-3	1-1	0-0	2-1-3	2	3	0	1	0	0	13
Jan. 13	at Ohio State	1-1	0-0	0-0	0-0-0	0	2	0	0	0	1	17
Jan. 17	at Auburn	0-2	0-2	0-0	0-1-1	2	0	0	1	0	0	13
Jan. 20	South Carolina											
Jan. 24	at Ole Miss											
Jan. 28	at Kentucky											
Jan. 31	Georgia											
Feb. 3	at Florida											
Feb. 6	LSU											
Feb. 10	Vanderbilt											
Feb. 13	Kentucky											
Feb. 17	at South Carolina											
Feb. 21	Alabama											
Feb. 24	at Arkansas											
Feb. 27	Florida											
March 3	at Georgia											
March 8	3-SEC Tournament											

1-NIT Season Tip-Off; 2-at the Gaylord Entertainment Center (Nashville, Tenn.); 3-Southeastern Conference Tournament (Atlanta, Ga.)

**Career Statistics**

Year	GP-GS	Min	Avg	FG-A	Pct	3FG-A	Pct	FT-A	Pct	Off-Def-Rebs	Avg	PF-FO	Ast	TO	Blk	Stl	Pts	Avg
2007	18-0	295	16.4	22-49	.449	8-25	.320	2-8	.250	15-30-45	2.5	27-0	13	20	2	18	54	3.0

<b>Season/Career Highs</b>	
<b>Points</b>	
Season	13 vs. Middle Tennessee (11/10/06)
Career	Same
<b>Rebounds</b>	
Season	6 vs. Memphis (12/6/06)
Career	Same
<b>Assists</b>	
Season	2 Three times; last vs. Tennessee Tech (12/28/06)
Career	Same
<b>Blocks</b>	
Season	1 Two times; last vs. Texas (12/23/06)
Career	Same
<b>Steals</b>	
Season	3 vs. Murray State (12/1/06)
Career	Same
<b>Field Goals Made</b>	
Season	5 vs. Middle Tennessee (11/10/06)
Career	Same
<b>Field Goals Attempted</b>	
Season	7 vs. Tennessee Tech (12/28/06)
Career	Same
<b>3-Pt Field Goals Made</b>	
Season	3 vs. Coppin State (11/19/06)
Career	Same
<b>3-Pt Field Goals Attempted</b>	
Season	4 vs. Memphis (12/6/06)
Career	Same
<b>Free Throws Made</b>	
Season	1 Two times; last vs. Fordham (11/13/06)
Career	Same
<b>Free Throws Attempted</b>	
Season	2 Three times; last vs. East Tennessee State (13/30/06)
Career	Same
<b>Minutes</b>	
Season	24 vs. Memphis (12/6/06)
Career	Same



# TENNESSEE BASKETBALL



<b>Record:</b>	<b>Overall</b>	<b>Home</b>	<b>Away</b>	<b>Neutral</b>
All Games	13-5	9-0	1-3	3-2
Conference	1-2	1-0	0-2	0-0
Non-Conference	12-3	8-0	1-1	3-2

Date	Time	Opponent	Score	Attend	High Points	High Rebounds	High Assists
Nov. 10	7:30 p.m.	Middle Tennessee	W, 83-52	17,798	16 JaJuan Smith	7 Dane Bradshaw 7 Wayne Chism	5 Dane Bradshaw
Nov. 13	8:00 p.m.	1-Fordham (ESPNU)	W, 78-71	3,186	30 Chris Lofton	5 Four players	3 Dane Bradshaw 3 Ramar Smith
Nov. 14	9:00 p.m.	1-UNC Wilmington (ESPNU)	W, 87-75	3,351	21 JaJuan Smith	8 Duke Crews	2 Four players
Nov. 19	4:00 p.m.	Coppin State	W, 99-65	21,633	19 Chris Lofton	11 Wayne Chism	9 Dane Bradshaw
Nov. 22	7:00 p.m.	2-Butler (ESPN2)	L, 44-56	9,123	16 JaJuan Smith	8 JaJuan Smith	5 Ramar Smith
Nov. 24	4:30 p.m.	2-#2 North Carolina (ESPN)	L, 87-101	9,498	18 Chris Lofton 18 JaJuan Smith	6 Duke Crews 6 Tony Passley	7 Dane Bradshaw
Nov. 27	8:00 p.m.	at Louisiana-Lafayette (FSN/SUN)	W, 77-67	4,364	31 Chris Lofton	9 Wayne Chism	6 Dane Bradshaw
Dec. 1	7:00 p.m.	Murray State (FSN/SUN)	W, 89-64	16,807	20 Chris Lofton	9 Wayne Chism	5 Dane Bradshaw
Dec. 6	9:00 p.m.	#16 Memphis (ESPN2)	W, 76-58	19,714	34 Chris Lofton	10 Duke Crews	2 Jordan Howell 2 Josh Tabb
Dec. 16	4:00 p.m.	Western Kentucky (FSN/SUN)	W, 93-79	17,895	32 Chris Lofton	10 Ryan Childress	4 Chris Lofton
Dec. 18	7:00 p.m.	3-#15 Oklahoma State (ESPN2)	W, 79-77	8,118	20 Chris Lofton	9 Duke Crews	5 Dane Bradshaw
Dec. 23	Noon	Texas (ESPN)	W, 101-105 ot	20,778	35 Chris Lofton	11 Chris Lofton	9 Ramar Smith
Dec. 28	7:00 p.m.	Tennessee Tech (CSS)	W, 101-77	19,001	23 JaJuan Smith	11 Ryan Childress	9 Dane Bradshaw
Dec. 30	8:00 p.m.	East Tennessee State (CSS)	W, 93-88	18,216	28 Chris Lofton	6 JaJuan Smith	4 Ryan Childress
Jan. 7	4:00 p.m.	*Mississippi State (LFS)	W, 92-84	17,603	21 Chris Lofton	6 Duke Crews 6 Ramar Smith	7 Ramar Smith
Jan. 10	8:00 p.m.	*at Vanderbilt	L, 81-82	14,316	29 Chris Lofton	6 Duke Crews	8 Dane Bradshaw
Jan. 13	1:00 p.m.	at #5 Ohio State (CBS)	L, 66-68	18,817	21 Chris Lofton	9 Ramar Smith	3 Ramar Smith 3 JaJuan Smith
Jan. 17	8:00 p.m.	*at Auburn (LFS)	L, 80-83	8,271	22 Chris Lofton	8 Duke Crews	7 Dane Bradshaw
Jan. 20	6:00 p.m.	*South Carolina (FSN/SUN)					
Jan. 24	8:00 p.m.	*at Ole Miss					
Jan. 28	1:00 p.m.	*at Kentucky (CBS)					
Jan. 31	7:30 p.m.	*Georgia					
Feb. 3	3:00 p.m.	*at Florida (LFS)					
Feb. 6	9:00 p.m.	*LSU (ESPN)					
Feb. 10	1:00 p.m.	*Vanderbilt (LFS)					
Feb. 13	7:00 p.m.	*Kentucky (ESPN)					
Feb. 17	3:30 p.m.	*at South Carolina (ABC)					
Feb. 21	8:00 p.m.	*Alabama (LFS)					
Feb. 24	1:00 p.m.	*at Arkansas (LFS)					
Feb. 27	9:00 p.m.	*Florida (ESPN)					
March 3	4:00 p.m.	*at Georgia					
March 8-11	TBD	4-SEC Tournament (LFS & CBS)					

1-Dick's Sporting Goods NIT Season Tip-Off (Nashville, Tenn.)

2-Dick's Sporting Goods NIT Season Tip-Off (New York, N.Y.)

3-Nashville, Tenn. (Gaylord Entertainment Center)

4-Southeastern Conference Tournament (Atlanta, Ga.)

\* Southeastern Conference Game

All Times Eastern and Subject To Change

**2006-07 Tennessee Basketball**  
**Tennessee Combined Team Statistics (as of Jan 18, 2007)**  
**All games**

<b>RECORD:</b>	<b>OVERALL</b>	<b>HOME</b>	<b>AWAY</b>	<b>NEUTRAL</b>
<b>ALL GAMES.....</b>	<b>(13-5)</b>	<b>(9-0)</b>	<b>(1-3)</b>	<b>(3-2)</b>
<b>CONFERENCE.....</b>	<b>(1-2)</b>	<b>(1-0)</b>	<b>(0-2)</b>	<b>(0-0)</b>
<b>NON-CONFERENCE.....</b>	<b>(12-3)</b>	<b>(8-0)</b>	<b>(1-1)</b>	<b>(3-2)</b>

##	Player	GP-GS	Min--Avg	---TOTAL---		---3-PTS---		FT-FTA	Pct	---REBOUNDS---				PF	FO	A	TO	Blk	Stl	Pts	Avg	
				FG-FGA	Pct	3FG-FGA	Pct			Off	Def	Tot	Avg									
05	Chris Lofton.....	18-18	551 30.6	132-260	.508	70-150	.467	71-88	.807	24	36	60	3.3	32	1	27	34	3	30	405	22.5	
02	JaJuan Smith.....	18-18	490 27.2	84-196	.429	44-124	.355	43-57	.754	27	46	73	4.1	46	2	27	40	4	39	255	14.2	
32	Duke Crews.....	18-16	388 21.6	71-134	.530	0-0	.000	37-59	.627	53	54	107	5.9	50	1	14	28	12	14	179	9.9	
12	Ramar Smith.....	18-12	451 25.1	55-128	.430	8-26	.308	45-71	.634	17	41	58	3.2	43	0	55	44	4	17	163	9.1	
04	Wayne Chism.....	18-2	319 17.7	51-127	.402	12-40	.300	36-61	.590	32	64	96	5.3	52	0	14	23	8	9	150	8.3	
23	Dane Bradshaw.....	18-18	495 27.5	48-108	.444	13-38	.342	25-48	.521	21	55	76	4.2	43	0	85	31	13	38	134	7.4	
34	Ryan Childress.....	18-1	280 15.6	38-86	.442	8-29	.276	19-37	.514	31	45	76	4.2	28	0	17	20	12	10	103	5.7	
15	Jordan Howell.....	10-5	174 17.4	9-28	.321	6-23	.261	7-7	1.000	1	8	9	0.9	14	0	22	8	0	3	31	3.1	
25	Josh Tabb.....	18-0	295 16.4	22-49	.449	8-25	.320	2-8	.250	15	30	45	2.5	27	0	13	20	2	18	54	3.0	
13	Tony Passley.....	14-0	108 7.7	11-28	.393	1-4	.250	8-16	.500	13	16	29	2.1	26	0	8	18	3	2	31	2.2	
03	Marques Johnson....	4-0	45 11.3	2-8	.250	1-3	.333	3-5	.600	0	2	2	0.5	8	0	5	6	0	1	8	2.0	
11	Quinn Cannington...	2-0	3 1.5	1-1	1.000	1-1	1.000	0-0	.000	0	0	0	0.0	0	0	0	0	0	0	3	1.5	
21	Justin Jackson.....	1-0	2 2.0	0-0	.000	0-0	.000	0-0	.000	0	0	0	0.0	1	0	0	0	0	0	0	0.0	
40	Daniels-Mulholland.	2-0	3 1.5	0-0	.000	0-0	.000	0-0	.000	0	0	0	0.0	0	0	0	0	0	0	0	0.0	
30	Ben Bosse.....	5-0	12 2.4	0-1	.000	0-0	.000	0-0	.000	1	0	1	0.2	1	0	1	0	1	1	0	0.0	
24	Tanner Wild.....	6-0	9 1.5	0-2	.000	0-1	.000	0-0	.000	1	0	1	0.2	2	0	1	1	0	0	0	0.0	
TEAM.....											21	18	39	2.2	1			7				

Total.....	18	3625	524-1156	.453	172-464	.371	296-457	.648	257	415	672	37.3	374	4	289	280	62	182	1516	84.2
Opponents.....	18	3625	472-1048	.450	117-344	.340	291-400	.728	211	467	678	37.7	399	15	283	363	69	122	1352	75.1

TEAM STATISTICS	UT	OPP	DATE	OPPONENT	W/L	SCORE	ATTEND	
SCORING.....	1516	1352	11/10/06	MIDDLE TENNESSEE	W	83-52	17798	
Points per game.....	84.2	75.1	!11/13/06	vs Fordham	W	78-71	3186	
Scoring margin.....	+9.1	-	!11/14/06	vs UNC Wilmington	W	87-75	3351	
FIELD GOALS-ATT.....	524-1156	472-1048	11/19/06	COPPIN STATE	W	99-65	21633	
Field goal pct.....	.453	.450	@11/22/06	vs Butler	L	44-56	9123	
3 POINT FG-ATT.....	172-464	117-344	@11/24/06	vs North Carolina	L	87-101	9498	
3-point FG pct.....	.371	.340	11/27/06	at Louisiana-Lafayette	W	77-67	4364	
3-pt FG made per game..	9.6	6.5	12/01/06	MURRAY STATE	W	89-64	16807	
FREE THROWS-ATT.....	296-457	291-400	12/06/06	MEMPHIS	W	76-58	19714	
Free throw pct.....	.648	.728	12/16/06	WESTERN KENTUCKY	W	93-79	17895	
REBOUNDS.....	672	678	%12/18/06	vs Oklahoma State	W	79-77	8118	
Rebounds per game.....	37.3	37.7	12/23/06	TEXAS	W OT	111-105	20778	
Rebounding margin.....	-0.3	-	12/28/06	TENNESSEE TECH	W	101-77	19001	
ASSISTS.....	289	283	12/30/06	EAST TENNESSEE STATE	W	93-88	18216	
Assists per game.....	16.1	15.7	*01/07/07	MISSISSIPPI STATE	W	92-84	17603	
TURNOVERS.....	280	363	*01/10/07	at Vanderbilt	L	81-82	14316	
Turnovers per game.....	15.6	20.2	01/13/07	at Ohio State	L	66-68	18817	
Turnover margin.....	+4.6	-	*01/17/07	at Auburn	L	80-83	8271	
Assist/turnover ratio..	1.0	0.8						
STEALS.....	182	122						
Steals per game.....	10.1	6.8						
BLOCKS.....	62	69						
Blocks per game.....	3.4	3.8						
WINNING STREAK.....	0	-						
Home win streak.....	9	-						
ATTENDANCE.....	169445	79044						
Home games-Avg/Game....	9-18827	4-11442						
Neutral site-Avg/Game..	-	5-6655						

! = NIT Season Tip-Off (Nashville, Tenn.)  
@ = NIT Season Tip-Off (New York, N.Y.)  
% = Gaylord Entertainment Center (Nashville, Tenn.)  
\* = Southeastern Conference game

SCORE BY PERIODS:	1st	2nd	OT	Total
Tennessee.....	737	757	22	- 1516
Opponents.....	636	700	16	- 1352



2006-07 Tennessee Basketball  
Tennessee Combined Team Statistics (as of Jan 18, 2007)  
Conference games

<b>RECORD:</b>	<b>OVERALL</b>	<b>HOME</b>	<b>AWAY</b>	<b>NEUTRAL</b>
<b>ALL GAMES.....</b>	<b>(1-2)</b>	<b>(1-0)</b>	<b>(0-2)</b>	<b>(0-0)</b>
<b>CONFERENCE.....</b>	<b>(1-2)</b>	<b>(1-0)</b>	<b>(0-2)</b>	<b>(0-0)</b>
<b>NON-CONFERENCE.....</b>	<b>(0-0)</b>	<b>(0-0)</b>	<b>(0-0)</b>	<b>(0-0)</b>

## Player	GP-GS	Min--Avg	---TOTAL---		---3-PTS---		FT-FTA		Pct		----REBOUNDS----				PF	FO	A	TO	Blk	Stl	Pts	Avg
			FG-FGA	Pct	3FG-FGA	Pct	Pct	Pct	Off	Def	Tot	Avg										
05 Chris Lofton.....	3-3	100 33.3	25-46	.543	13-23	.565	9-12	.750	0	5	5	1.7	2	0	5	6	0	3	72	24.0		
12 Ramar Smith.....	3-3	97 32.3	19-35	.543	4-7	.571	7-14	.500	4	6	10	3.3	8	0	13	5	3	7	49	16.3		
02 JaJuan Smith.....	3-3	87 29.0	13-31	.419	8-23	.348	0-0	.000	4	9	13	4.3	7	0	2	6	0	4	34	11.3		
32 Duke Crews.....	3-3	65 21.7	12-23	.522	0-0	.000	9-16	.563	10	10	20	6.7	11	1	3	6	2	1	33	11.0		
04 Wayne Chism.....	3-0	49 16.3	11-21	.524	0-3	.000	2-4	.500	1	11	12	4.0	9	0	2	6	1	3	24	8.0		
23 Dane Bradshaw.....	3-3	105 35.0	6-13	.462	3-6	.500	5-8	.625	4	10	14	4.7	8	0	21	6	2	6	20	6.7		
34 Ryan Childress.....	3-0	43 14.3	6-12	.500	3-6	.500	1-5	.200	2	5	7	2.3	3	0	1	4	3	1	16	5.3		
25 Josh Tabb.....	3-0	42 14.0	2-8	.250	1-5	.200	0-0	.000	3	3	6	2.0	7	0	1	3	0	2	5	1.7		
13 Tony Passley.....	2-0	12 6.0	0-1	.000	0-1	.000	0-0	.000	2	0	2	1.0	3	0	0	1	1	0	0	0.0		
TEAM.....									5	3	8	2.7	0		1							
Total.....	3	600	94-190	.495	32-74	.432	33-59	.559	35	62	97	32.3	58	1	48	44	12	27	253	84.3		
Opponents.....	3	600	92-184	.500	23-61	.377	42-64	.656	40	78	118	39.3	54	1	58	50	14	24	249	83.0		

TEAM STATISTICS	UT	OPP	DATE	OPPONENT	W/L	SCORE	ATTEND
SCORING.....	253	249	*01/07/07	MISSISSIPPI STATE	W	92-84	17603
Points per game.....	84.3	83.0	*01/10/07	at Vanderbilt	L	81-82	14316
Scoring margin.....	+1.3	-	*01/17/07	at Auburn	L	80-83	8271
FIELD GOALS-ATT.....	94-190	92-184					
Field goal pct.....	.495	.500					
3 POINT FG-ATT.....	32-74	23-61					
3-point FG pct.....	.432	.377					
3-pt FG made per game..	10.7	7.7					
FREE THROWS-ATT.....	33-59	42-64					
Free throw pct.....	.559	.656					
REBOUNDS.....	97	118					
Rebounds per game.....	32.3	39.3					
Rebounding margin.....	-7.0	-					
ASSISTS.....	48	58					
Assists per game.....	16.0	19.3					
TURNOVERS.....	44	50					
Turnovers per game....	14.7	16.7					
Turnover margin.....	+2.0	-					
Assist/turnover ratio..	1.1	1.2					
STEALS.....	27	24					
Steals per game.....	9.0	8.0					
BLOCKS.....	12	14					
Blocks per game.....	4.0	4.7					
WINNING STREAK.....	0	-					
Home win streak.....	1	-					
ATTENDANCE.....	17603	22587					
Home games-Avg/Game...	1-17603	2-11294					
Neutral site-Avg/Game..	-	0-0					

! = NIT Season Tip-Off (Nashville, Tenn.)  
@ = NIT Season Tip-Off (New York, N.Y.)  
% = Gaylord Entertainment Center (Nashville, Tenn.)  
\* = Southeastern Conference game

SCORE BY PERIODS:	1st	2nd	Total
Tennessee.....	127	126	- 253
Opponents.....	108	141	- 249



**Tennessee Individual Game Highs**

Points.....	35	Chris Lofton vs Texas (12/23/06)
Field Goals Made.....	12	Chris Lofton vs Memphis (12/06/06)
	12	Chris Lofton at Louisiana-Lafayette (11/27/06)
Field Goal Attempts.....	24	Chris Lofton vs Texas (12/23/06)
Field Goal % (min 5 made).....	833 (5-6)	Ryan Childress vs Tennessee Tech (12/28/06)
	.833 (5-6)	Josh Tabb vs Middle Tennessee (11/10/06)
3 PT FG Made.....	7	Chris Lofton vs Texas (12/23/06)
	7	Chris Lofton at Louisiana-Lafayette (11/27/06)
3 PT FG Attempts.....	16	Chris Lofton vs Texas (12/23/06)
3 PT FG % (min 3 made).....	1.000 (3-3)	Josh Tabb vs Coppin State (11/19/06)
Free Throws Made.....	13	Chris Lofton vs East Tennessee State (12/30/06)
Free Throw Attempts.....	13	Chris Lofton vs East Tennessee State (12/30/06)
	13	Chris Lofton vs Texas (12/23/06)
	13	Ramar Smith vs Texas (12/23/06)
Free Throw % (min 5 made).....	1.000 (13-13)	Chris Lofton vs East Tennessee State (12/30/06)
	1.000 (6-6)	Wayne Chism vs East Tennessee State (12/30/06)
Rebounds.....	11	Ryan Childress vs Tennessee Tech (12/28/06)
	11	Chris Lofton vs Texas (12/23/06)
	11	Wayne Chism vs Coppin State (11/19/06)
Assists.....	9	Dane Bradshaw vs Tennessee Tech (12/28/06)
	9	Ramar Smith vs Texas (12/23/06)
	9	Dane Bradshaw vs Coppin State (11/19/06)
Steals.....	6	JaJuan Smith vs Oklahoma State (12/18/06)
Blocked Shots.....	3	Ryan Childress vs East Tennessee State (12/30/06)
	3	Duke Crews vs Tennessee Tech (12/28/06)
	3	Duke Crews vs Memphis (12/06/06)

**Tennessee Team Game Highs**

Points.....	111	vs Texas (12/23/06)
Field Goals Made.....	38	vs Tennessee Tech (12/28/06)
Field Goal Attempts.....	79	vs Texas (12/23/06)
Field Goal %.....	574 (31-54)	vs Western Kentucky (12/16/06)
3 PT FG Made.....	15	vs North Carolina (11/24/06)
3 PT FG Attempts.....	33	vs Texas (12/23/06)
3 PT FG %.....	542 (13-24)	vs Coppin State (11/19/06)
Free Throws Made.....	30	vs East Tennessee State (12/30/06)
	30	vs Texas (12/23/06)
Free Throw Attempts.....	41	vs Texas (12/23/06)
Free Throw %.....	857 (30-35)	vs East Tennessee State (12/30/06)
Rebounds.....	50	vs Memphis (12/06/06)
Assists.....	29	vs Coppin State (11/19/06)
Steals.....	14	vs East Tennessee State (12/30/06)
	14	vs Oklahoma State (12/18/06)
Blocked Shots.....	9	vs Tennessee Tech (12/28/06)
Turnovers.....	26	vs Fordham (11/13/06)
Fouls.....	26	vs North Carolina (11/24/06)
	26	vs Fordham (11/13/06)

**Tennessee Team Game Lows**

Points.....	44	vs Butler (11/22/06)
Field Goals Made.....	13	vs Butler (11/22/06)
Field Goal Attempts.....	52	vs Butler (11/22/06)
Field Goal %.....	250 (13-52)	vs Butler (11/22/06)
3 PT FG Made.....	4	vs Oklahoma State (12/18/06)
3 PT FG Attempts.....	16	vs Middle Tennessee (11/10/06)
3 PT FG %.....	174 (4-23)	vs Oklahoma State (12/18/06)
Free Throws Made.....	5	at Ohio State (01/13/07)
Free Throw Attempts.....	11	at Ohio State (01/13/07)
Free Throw %.....	400 (6-15)	at Vanderbilt (01/10/07)
Rebounds.....	27	vs Mississippi State (01/07/08)
	27	vs Western Kentucky (12/16/06)
Assists.....	7	vs Butler (11/22/06)
Steals.....	4	vs Butler (11/22/06)
Blocked Shots.....	0	at Ohio State (01/13/07)
	0	vs Oklahoma State (12/18/06)
	0	at Louisiana-Lafayette (11/27/06)
Turnovers.....	8	at Ohio State (01/13/07)
	8	vs Tennessee Tech (12/28/06)
	8	vs Texas (12/23/06)
Fouls.....	15	vs Memphis (12/06/06)

**Opponent Individual Game Highs**

Points.....	27	Tyler Hansbrough vs North Carolina (11/24/06)
Field Goals Made.....	10	Derrick Byars at Vanderbilt (01/10/07)
	10	Kevin Durant vs Texas (12/23/06)
Field Goal Attempts.....	22	Kevin Durant vs Texas (12/23/06)
Field Goal % (min 5 made).....	1.000 (6-6)	Jeremy Evans vs Western Kentucky (12/16/06)
	1.000 (5-5)	Rhett Hebert at Louisiana-Lafayette (11/27/06)
3 PT FG Made.....	5	A.J. Abrams vs Texas (12/23/06)
3 PT FG Attempts.....	12	A.J. Abrams vs Texas (12/23/06)
	8	A. J. Graves vs Butler (11/22/06)
3 PT FG % (min 3 made).....	1.000 (4-4)	Darryl Felder vs UNC Wilmington (11/14/06)
Free Throws Made.....	11	Tyler Hansbrough vs North Carolina (11/24/06)
Free Throw Attempts.....	15	Tyler Hansbrough vs North Carolina (11/24/06)
Free Throw % (min 5 made).....	1.000 (7-7)	Belton Rivers vs Tennessee Tech (12/28/06)
	1.000 (7-7)	Danero Thomas vs Murray State (12/01/06)
	1.000 (6-6)	Quan Prowell at Auburn (01-17-07)
	1.000 (6-6)	Greg Oden at Ohio State (01/13/07)
	1.000 (6-6)	Anthony Fisher vs Tennessee Tech (12/28/06)
	1.000 (6-6)	D.J. Augustin vs Texas (12/23/06)
	1.000 (6-6)	Brandon Crone vs Butler (11/22/06)
	1.000 (6-6)	Kevin Kanaskie vs Middle Tennessee (11/10/06)
Rebounds.....	17	Valentino Hart at Louisiana-Lafayette (11/27/06)
Assists.....	13	D.J. Augustin vs Texas (12/23/06)
Steals.....	5	Tywain McKee vs Coppin State (11/19/06)
Blocked Shots.....	4	Damion James vs Texas (12/23/06)

**Opponent Team Game Highs**

Points.....	105	vs Texas (12/23/06)
Field Goals Made.....	35	vs East Tennessee State (12/30/06)
	35	vs North Carolina (11/24/06)
Field Goal Attempts.....	77	vs Memphis (12/06/06)
Field Goal %.....	556 (35-63)	vs North Carolina (11/24/06)
3 PT FG Made.....	13	vs Texas (12/23/06)
3 PT FG Attempts.....	31	vs Texas (12/23/06)
3 PT FG %.....	545 (6-11)	vs North Carolina (11/24/06)
Free Throws Made.....	25	vs Oklahoma State (12/18/06)
	25	vs North Carolina (11/24/06)
Free Throw Attempts.....	33	vs North Carolina (11/24/06)
Free Throw %.....	923 (12-13)	vs East Tennessee State (12/30/06)
Rebounds.....	54	vs North Carolina (11/24/06)
Assists.....	22	vs Texas (12/23/06)
	22	vs North Carolina (11/24/06)
Steals.....	15	vs East Tennessee State (12/30/06)
Blocked Shots.....	6	at Vanderbilt (01/10/07)
	6	vs Butler (11/22/06)
	6	vs Middle Tennessee (11/10/06)
Turnovers.....	32	vs UNC Wilmington (11/14/06)
Fouls.....	29	vs Texas (12/23/06)

**Opponent Team Game Lows**

Points.....	52	vs Middle Tennessee (11/10/06)
Field Goals Made.....	17	vs Middle Tennessee (11/10/06)
Field Goal Attempts.....	44	vs Oklahoma State (12/18/06)
Field Goal %.....	286 (22-77)	vs Memphis (12/06/06)
3 PT FG Made.....	2	vs Middle Tennessee (11/10/06)
3 PT FG Attempts.....	11	vs North Carolina (11/24/06)
	11	vs Middle Tennessee (11/10/06)
3 PT FG %.....	179 (5-28)	vs Memphis (12/06/06)
Free Throws Made.....	9	vs Memphis (12/06/06)
Free Throw Attempts.....	13	vs East Tennessee State (12/30/06)
Free Throw %.....	500 (9-18)	vs Memphis (12/06/06)
Rebounds.....	27	vs UNC Wilmington (11/14/06)
Assists.....	7	vs Butler (11/22/06)
Steals.....	2	vs Texas (12/23/06)
	2	vs Oklahoma State (12/18/06)
Blocked Shots.....	2	vs Western Kentucky (12/16/06)
	2	vs Memphis (12/06/06)
	2	at Louisiana-Lafayette (11/27/06)
	2	vs Fordham (11/13/06)
	2	vs UNC Wilmington (11/14/06)
Turnovers.....	11	vs Texas (12/23/06)
	11	vs Memphis (12/06/06)
Fouls.....	13	at Ohio State (01/13/07)
	13	at Vanderbilt (01/10/07)







# TENNESSEE BASKETBALL



## Attendance Summary

	Games	Totals	Average
Home	9	169,445	18,827
Away	4	45,768	11,442
Neutral	5	33,276	6,655
Total	18	248,489	13,805

## Tennessee's Record When...

Leading at halftime.....	11-3
Trailing at halftime.....	2-2
Tied at the halftime.....	0-0
Leading with 10:00 remaining.....	10-1
Trailing with 10:00 remaining.....	3-4
Tied with 10:00 remaining.....	0-0
Leading with 5:00 remaining.....	11-0
Trailing with 5:00 remaining.....	2-4
Tied with 5:00 remaining.....	0-1
In Overtime.....	1-0
Tennessee outrebounds opponent.....	8-1
Tennessee is outrebounded.....	4-4
Same amount of rebounds.....	1-0
Tennessee commits more turnovers.....	2-1
Opponent commits more turnovers.....	11-4
Same amount of turnovers.....	0-0
Tennessee shoots 50 percent or better.....	4-0
Opponent shoots 50 percent or better.....	5-2
Tennessee shoots less than 50 percent.....	9-5
Opponent shoots less than 50 percent.....	8-3
Tennessee shoots better than opponent.....	7-1
Opponent shoots better than Tennessee.....	6-4
Same shooting percentage.....	0-0
Tennessee has more free throw attempts.....	11-1
Opponent has more free throw attempts.....	0-4
Same amount of free throw attempts.....	2-0
Tennessee bench outscores opponent bench.....	7-3
Opponent bench outscores Tennessee bench.....	6-2
Benches score the same.....	0-0
Tennessee less than 50.....	0-1
Tennessee scores between 50-59.....	0-0
Tennessee scores between 60-69.....	0-1
Tennessee scores between 70-79.....	4-0
Tennessee scores between 80-89.....	3-3
Tennessee scores between 90-99.....	4-0
Tennessee scores 100 or more.....	2-0
Opponent less than 50.....	0-0
Opponent scores between 50-59.....	2-1
Opponent scores between 60-69.....	3-1
Opponent scores between 70-79.....	5-0
Opponent scores between 80-89.....	2-2
Opponent scores between 90-99.....	0-0
Opponent scores 100 or more.....	1-1
In November.....	5-2
In December.....	7-0
In January.....	1-3
In February.....	0-0
In March.....	0-0
On Monday.....	3-0
On Tuesday.....	1-0
On Wednesday.....	1-3
On Thursday.....	1-0
On Friday.....	2-1
On Saturday.....	3-1
On Sunday.....	2-0

## Miscellaneous Stats

### Starting Lineups

W-L	7-5	R. Smith, Lofton, J. Smith, Bradshaw, Crews
	4-0	Howell, Lofton, J. Smith, Bradshaw, Crews
	1-0	Howell, Lofton, J. Smith, Bradshaw, Chism
	1-0	Bradshaw, Lofton, J. Smith, Childress, Chism

### Margin of Victory/Defeat

	1	2	3	4	5	6	7	8	9	10	11-15	16-19	20-24	25+
Wins	-	1	-	-	1	1	1	1	-	1	2	1	1	3
Losses	1	1	1	-	-	-	-	-	-	-	2	-	-	-

### Most First Half Points

Tennessee	56 vs. Tennessee Tech (12/28/06)
Opponents	56 by North Carolina (11/24/06)

### Most Second Half Points

Tennessee	54 vs. Texas (12/23/06)
Opponents	54 at Auburn (1/17/06)

### Fewest First Half Points

Tennessee	25 vs. Butler (11/22/06)
Opponents	22 by Memphis (12/6/06)
	22 by Butler (11/22/06)

### Fewest Second Half Points

Tennessee	19 vs. Butler (11/22/06)
Opponents	25 by Middle Tennessee (11/10/06)

### Largest Halftime Lead

Tennessee	21 vs. Memphis (12/6/06)
Opponents	21 by North Carolina (11/24/06)

### Largest Margin Of Victory

Tennessee	34 vs. Coppin State (11/19/06)
Opponents	14 by North Carolina (11/24/06)

### Jump Balls Controlled

Tennessee	11
Opponents	8

### Scoring Leader\*

	Season	Career
Dane Bradshaw	0	1
Chris Lofton	14	41
JaJuan Smith	5	6

### 10+ Points

	Season	Career
Dane Bradshaw	6	12
Ryan Childress	4	4
Wayne Chism	5	5
Duke Crews	10	10
Chris Lofton	16	61
JaJuan Smith	14	28
Ramar Smith	8	8
Josh Tabb	1	1

### How UT Scored First Points

Dunk	1
Free Throw	1
Jump Shot	1
Lay-up	4
3-Pointer	10
Tip-In	1

### Rebounds Leader\*

	Season	Career
Dane Bradshaw	1	8
Ryan Childress	2	2
Wayne Chism	5	5
Duke Crews	8	8
Chris Lofton	1	4
Tony Passley	1	1
JaJuan Smith	2	6
Ramar Smith	3	3
Josh Tabb	1	1

### 20+ Points

	Season	Career
Dane Bradshaw	0	1
Chris Lofton	12	28
JaJuan Smith	4	4

### Scored UT's First Points

JaJuan Smith	9
Chris Lofton	4
Dane Bradshaw	3
Duke Crews	1
Ramar Smith	1

### Assists Leader\*

	Season	Career
Dane Bradshaw	11	30
Ryan Childress	1	1
Wayne Chism	1	1
Jordan Howell	1	3
Chris Lofton	2	7
JaJuan Smith	1	4
Ramar Smith	6	6
Josh Tabb	1	1

### 30+ Points

	Season	Career
Chris Lofton	5	7

### First Off UT Bench\*

Wayne Chism	14
Ryan Childress	6
Jordan Howell	2
Ramar Smith	2
Josh Tabb	2
Duke Crews	1
Marques Johnson	1

### Steals Leader\*

	Season	Career
Dane Bradshaw	6	26
Ryan Childress	1	1
Duke Crews	2	2
Jordan Howell	1	1
Chris Lofton	2	22
JaJuan Smith	7	12
Ramar Smith	1	1
Josh Tabb	4	4

### 10+ Rebounds

	Season	Career
Dane Bradshaw	0	4
Ryan Childress	2	2
Wayne Chism	1	1
Duke Crews	2	2
Chris Lofton	1	1
JaJuan Smith	0	1

### Dunks

Duke Crews	21
JaJuan Smith	5
Ryan Childress	3
Ramar Smith	3
Wayne Chism	2
Dane Bradshaw	1

### Blocks Leader\*

	Season	Career
Dane Bradshaw	5	12
Ryan Childress	5	6
Wayne Chism	1	1
Duke Crews	5	5
Chris Lofton	1	2
Tony Passley	2	2
JaJuan Smith	2	4
Ramar Smith	3	3
Josh Tabb	2	2

### 10+ Assists

	Season	Career
Dane Bradshaw	0	3
Ryan Childress	1	1
Wayne Chism	1	1
Duke Crews	1	1
Chris Lofton	1	1

### Inbounds Pressure

Timeouts	20
5-Second Calls	17
Forced Turnovers	97
Total Turnovers	114

\* includes all ties

# TENNESSEE BASKETBALL

## Game #1

**Middle Tennessee (0-1) 52**

#25 **Tennessee (1-0) 83**

7:30 p.m. (EST) • Nov. 10, 2006 • Thompson-Boling Arena • Knoxville, Tenn.

Middle Tennessee	FG	3PT	FT	REBS	PF	TP	A	T	O	BI	St	Min
24 Tim Blue	f	5-7	1-1	0-0	2-1-3	1	11	2	5	3	0	22
31 Desmond Yates	f	2-6	0-1	0-0	0-1-1	5	4	0	1	0	1	20
44 Kyle Young	c	1-3	0-0	0-2	0-2-2	3	2	0	1	0	0	19
04 Calvin O'Neil	g	3-7	0-0	5-6	2-6-8	3	11	0	3	0	0	29
05 Kevin Kanasie	g	3-13	1-7	6-6	1-3-4	3	13	6	5	0	0	38
11 Nigel Johnson	g	1-5	0-2	2-3	0-1-1	5	4	3	3	0	2	19
21 Dino Hair	0	1-1	0-0	0-0	0-1-1	2	0	0	0	1	0	9
22 Darren Avery	0	2-0	0-0	1-4	0-1-1	0	1	1	1	0	0	18
45 Theryn Hudson	0	2-5	0-0	2-4	4-4-8	5	6	0	3	2	0	26
TEAM				2-2-4								
Totals		17-49	2-11	16-25	11-22-33	27	52	12	22	6	3	200

TOTAL FG%	1st Half: 9-23 39.1%	2nd Half: 8-26 30.8%	Game: 34.7%
3-Pt. FG%	1st Half: 1-5 20.0%	2nd Half: 1-6 16.7%	Game: 18.2%
F Throw %	1st Half: 8-10 80.0%	2nd Half: 8-15 53.3%	Game: 64.0%

Tennessee	FG	3PT	FT	REBS	PF	TP	A	T	O	BI	St	Min
23 Dane Bradshaw	f	4-7	0-1	4-7	1-6-7	1	12	5	2	2	3	28
32 Duke Crews	f	2-6	0-0	1-2	0-2-2	3	5	1	2	1	1	21
02 Jajuan Smith	g	5-11	2-6	4-4	2-3-5	1	16	0	1	0	2	26
05 Chris Lofton	g	2-6	2-3	0-0	0-0-0	4	6	0	0	0	2	21
12 Ramar Smith	g	1-5	0-0	0-0	2-0-2	3	2	2	3	0	0	20
03 Marques Johnson	g	1-1	0-0	1-1	0-1-1	2	3	4	0	0	0	18
04 Wayne Chism	g	4-6	0-1	2-3	3-4-7	4	10	1	1	0	1	11
13 Tony Passley	3-5	0-0	0-1	2-4-6	3	6	2	3	0	0	0	14
15 Jordan Howell	0-1	0-1	0-0	0-0-0	0	0	2	0	0	0	0	2
24 Tanner Wild	0-0	0-0	0-0	0-0-0	0	0	0	0	0	0	0	1
25 Josh Tabb	5-6	2-2	1-2	1-3-4	3	13	0	1	0	2	19	
30 Ben Bosse	0-0	0-0	0-0	0-0-0	0	0	0	0	0	0	0	1
34 Ryan Childress	3-8	0-2	4-5	2-3-5	0	10	1	1	0	0	17	
40 R. Daniels-Mulholland	0-0	0-0	0-0	0-0-0	0	0	0	0	0	0	0	1
TEAM				3-2-5								
Totals		30-62	6-16	17-25	16-28-44	24	83	18	14	3	11	200

TOTAL FG%	1st Half: 15-32 46.9%	2nd Half: 15-30 50.0%	Game: 48.4%
3-Pt. FG%	1st Half: 4-11 36.4%	2nd Half: 2-5 40.0%	Game: 37.5%
F Throw %	1st Half: 11-17 64.7%	2nd Half: 6-8 75.0%	Game: 68.0%

**Officials:** Tim Higgins, Anthony Jordan, Mike Nance  
**Technical:** Tennessee-Tony Passley.  
**Attendance:** 17,798

Score by Periods	1st	2nd	Total
Middle Tennessee	27	25	52
Tennessee	45	38	83

## Game #2

**Fordham (1-1) 71**

#24 **Tennessee (2-0) 78**

7:00 p.m. (CST) • Nov. 13, 2006 • Gaylord Entertainment Center • Nashville, Tenn.

Fordham	FG	3PT	FT	REBS	PF	TP	A	T	O	BI	St	Min
21 Michael Binns	f	3-4	0-0	0-0	0-2-2	2	6	0	2	0	3	25
31 Dominic Osei	f	0-2	0-1	0-0	1-1-2	0	0	1	2	0	0	6
42 Bryant Dunston	f	3-3	0-0	2-4	1-4-5	4	8	0	4	2	0	19
01 Marcus Stout	g	4-10	2-7	6-8	1-2-3	3	16	2	6	0	0	33
14 Kevin Anderson	g	2-3	0-0	4-6	0-2-2	4	8	4	3	0	2	35
05 David Boykin	1-3	1-2	0-0	0-1-1	3	3	1	2	0	0	10	
10 Dan Landisch	0-0	0-0	0-0	0-0-0	0	0	0	0	0	0	0+	
22 Demetrius Phillips	0-0	0-0	0-0	0-0-0	0	0	0	0	0	0	1	
24 Brenton Butler	6-13	4-6	4-6	1-2-3	3	20	1	6	0	2	32	
30 Sebastian Greene	3-6	0-1	0-0	3-3-6	5	6	2	2	0	1	33	
50 Chris Bethel	1-4	0-2	2-2	0-0-0	1	4	0	0	0	0	6	
TEAM				2-2-4								
Totals		23-48	7-19	18-26	9-19-28	25	71	11	29	2	8	200

TOTAL FG%	1st Half: 10-26 38.5%	2nd Half: 13-22 59.1%	Game: 47.9%
3-Pt. FG%	1st Half: 2-8 25.0%	2nd Half: 5-11 45.5%	Game: 36.8%
F Throw %	1st Half: 6-10 60.0%	2nd Half: 12-16 75.0%	Game: 69.2%

Tennessee	FG	3PT	FT	REBS	PF	TP	A	T	O	BI	St	Min
23 Dane Bradshaw	f	2-4	1-2	1-5	1-2-3	3	6	3	0	1	2	24
32 Duke Crews	f	3-6	0-0	5-6	3-2-5	2	11	0	1	1	1	22
02 Jajuan Smith	g	2-6	1-5	1-2	1-3-4	3	6	2	4	0	1	28
05 Chris Lofton	g	9-16	5-10	7-8	1-0-1	4	30	0	2	0	4	26
12 Ramar Smith	g	3-5	1-3	0-0	1-4-5	4	7	3	4	0	0	26
03 Marques Johnson	0-2	0-1	2-2	0-0-0	2	2	1	3	0	0	15	
04 Wayne Chism	3-9	0-2	0-0	2-3-5	3	6	0	2	0	0	18	
13 Tony Passley	0-1	0-0	0-0	1-0-1	4	0	0	4	0	1	10	
25 Josh Tabb	0-0	0-0	1-2	2-0-3	0	1	0	4	1	0	15	
34 Ryan Childress	3-5	1-2	2-2	3-1-4	1	9	0	1	0	2	16	
TEAM												
Totals		25-54	9-25	19-27	15-18-33	26	78	9	26	3	11	200

TOTAL FG%	1st Half: 13-25 52.0%	2nd Half: 12-29 41.4%	Game: 46.3%
3-Pt. FG%	1st Half: 6-12 50.0%	2nd Half: 3-13 23.1%	Game: 36.0%
F Throw %	1st Half: 8-11 72.7%	2nd Half: 11-16 68.8%	Game: 70.4%

**Officials:** Jim Burr, J.D. Collins, Steven Skiles  
**Technical:** None  
**Attendance:** 3,186

Score by Periods	1st	2nd	Total
Fordham	28	43	71
Tennessee	40	38	78

## Game #3

**UNC Wilmington (1-1) 75**

#24 **Tennessee (3-0) 87**

8:00 p.m. (CST) • Nov. 14, 2006 • Gaylord Entertainment Center • Nashville, Tenn.

UNC Wilmington	FG	3PT	FT	REBS	PF	TP	A	T	O	BI	St	Min
41 Todd Hendley	f	6-9	1-3	0-1	0-1-1	5	13	0	4	1	2	20
32 Vladimir Kuljanin	c	6-8	0-0	2-3	2-8-10	4	14	1	4	0	0	29
01 Montez Downey	g	2-6	0-4	0-0	0-2-2	3	4	2	4	0	1	32
04 Daniel Fountain	g	5-7	4-6	1-2	0-1-1	1	15	2	4	0	1	31
22 Temi Soyobo	g	2-7	1-3	5-6	1-2-3	4	10	6	3	0	0	21
12 Josh Sheets	0-0	0-0	2-2	0-0-0	3	2	1	1	0	1	9	
23 Darion Jerald	0-1	0-0	0-0	0-0-0	1	0	2	2	0	2	10	
24 Jeff Horowitz	0-2	0-0	0-0	1-6-7	2	0	1	3	0	2	11	
30 Perry Felder	4-6	4-4	3-5	0-0-0	2	15	1	4	0	1	19	
31 Dejan Grkovic	1-3	0-1	0-0	0-0-0	1	2	0	2	1	1	18	
TEAM				0-3-3								
Totals		26-49	10-21	13-19	4-23-27	26	75	16	32	2	11	200

TOTAL FG%	1st Half: 13-23 56.5%	2nd Half: 13-26 50.0%	Game: 53.1%
3-Pt. FG%	1st Half: 6-11 54.5%	2nd Half: 4-10 40.0%	Game: 47.6%
F Throw %	1st Half: 8-10 80.0%	2nd Half: 5-9 55.6%	Game: 68.4%

Tennessee	FG	3PT	FT	REBS	PF	TP	A	T	O	BI	St	Min
23 Dane Bradshaw	f	0-4	0-2	0-0	0-3-3	2	0	2	3	1	2	22
32 Duke Crews	f	4-6	0-0	5-8	5-8	1	13	0	2	0	1	21
02 Jajuan Smith	g	7-10	3-5	4-4	1-3-4	3	21	1	2	0	5	27
05 Chris Lofton	g	7-16	2-11	1-2	2-1-3	2	17	2	2	0	2	28
12 Ramar Smith	g	3-6	0-2	2-3	0-2-2	1	8	2	3	0	0	22
03 Marques Johnson	0-2	0-0	0-2	0-1-1	1	0	0	1	0	1	4	
04 Wayne Chism	3-9	1-2	1-1	0-4-1	1	8	2	0	0	1	18	
13 Tony Passley	1-2	0-0	0-0	0-0-0	3	2	1	2	0	0	0	13
15 Jordan Howell	0-1	0-1	0-0	0-0-0	2	0	1	0	0	0	0	13
24 Tanner Wild	0-0	0-0	0-0	0-0-0	1	0	0	0	0	0	0	1
25 Josh Tabb	2-3	0-0	0-0	2-2-4	0	4	1	1	0	0	0	16
30 Ben Bosse	0-1	0-0	0-0	1-0-1	0	0	0	0	0	0	0	2
34 Ryan Childress	6-9	1-3	1-4	4-1-5	3	14	0	4	2	1	18	
TEAM				2-1-3								
Totals		33-69	7-26	14-24	17-21-38	20	87	11	21	3	13	200

TOTAL FG%	1st Half: 18-41 43.9%	2nd Half: 15-28 53.6%	Game: 47.8%
3-Pt. FG%	1st Half: 3-16 18.8%	2nd Half: 4-10 40.0%	Game: 26.9%
F Throw %	1st Half: 3-6 50.0%	2nd Half: 11-18 61.1%	Game: 58.3%

**Officials:** Jim Haney, James Breeding, D.J. Carstensen  
**Technical:** Tennessee-Team  
**Attendance:** 3,351

Score by Periods	1st	2nd	Total
UNC Wilmington	40	35	75
Tennessee	42	45	87

## Game #4

**Coppin State (0-3) 65**

#24 **Tennessee (4-0) 99**

4:00 p.m. (EST) • Nov. 19, 2006 • Thompson-Boling Arena • Knoxville, Tenn.

Coppin State	FG	3PT	FT	REBS	PF	TP	A	T	O	BI	St	Min
33 Antwan Harrison	f	3-4	0-1	4-6	1-5-6	4	10	1	2	1	21	
40 Robert Pressey	f	2-6	0-0	0-0	0-2-4	3	4	0	0	0	0	18
10 Darryl Roberts	g	0-4	0-2	0-0	0-3-3	2	0	6	3	0	1	28
22 Tywan McKee	g	7-14	2-5	5-6	1-1-2	2	21	4	9	0	5	28
24 Augustine Woodlin	g	1-4	0-1	0-0	0-1-1	2	2	2	2	0	1	24
05 Brian Britt	3-7	2-5	2-2	0-3-3	1	10	0	2	1	0	10	
11 West Otis	0-0	0-0	0-0	0-1-0	0	0	0	0	0	0	2	
12 Talmadge Bell	1-2	0-1	0-1	0-0-0	2	0	0	0	0	0	8	

# TENNESSEE BASKETBALL

## Game #7

**Tennessee (5-2) 77**  
**Louisiana-Lafayette (1-4) 67**

*7:00 p.m. (CST) • Nov. 27, 2006 • Cajundome • Lafayette, La.*

Tennessee	FG	3PT	FT	REBS	PF	TP	A	TO	BI	St	Min
23 Dane Bradshaw	f	1-3	2-2	1-1-2	1	7	6	2	0	5	29
32 Duke Crews	f	3-5	0-0	1-3	3-2-5	4	7	1	2	0	18
02 JaJuan Smith	g	5-12	1-6	0-0	1-1-2	2	11	0	2	0	27
05 Chris Lofton	g	12-17	7-11	0-0	1-2-3	1	31	4	2	0	32
15 Jordan Howell	g	1-3	1-3	2-2	0-3-3	1	5	3	2	0	30
04 Wayne Chism	g	2-9	1-3	4-6	6-3-9	3	9	0	2	0	22
12 Ramar Smith	g	0-2	0-1	1-2	0-0-0	0	1	0	0	0	10
13 Tony Passley	g	2-3	0-0	0-1	0-0-0	4	4	0	0	0	4
25 Josh Tabb	g	0-2	0-1	0-0	1-1-2	0	0	1	2	0	17
34 Ryan Childress	g	1-4	0-2	0-2	3-1-4	2	2	0	0	0	11
TEAM					0-1-1						
Totals		28-64	11-30	10-18	16-15-31	18	77	15	14	0	13 200

TOTAL FG%	1st Half: 15-31 48.4%	2nd Half: 13-33 39.4%	Game: 43.8%
3-Pt. FG%	1st Half: 6-14 42.9%	2nd Half: 5-16 31.3%	Game: 36.7%
F Throw %	1st Half: 2-8 25.0%	2nd Half: 8-10 80.0%	Game: 55.6%

Louisiana-Lafayette	FG	3PT	FT	REBS	PF	TP	A	TO	BI	St	Min
01 Abray Milson	f	0-1	0-0	0-0	0-0-0	2	0	0	3	0	10
45 Valentino Hart	f	5-8	0-0	0-0	6-11-17	2	10	1	2	1	38
12 Willie Lago	g	0-1	0-0	0-0	0-1-1	1	0	0	1	0	6
21 David Dees	g	6-17	1-6	5-8	2-1-3	4	18	2	7	0	40
22 Ross Mouton	g	9-19	2-8	2-8	0-4-4	1	22	2	3	0	40
01 Tyren Johnson	g	0-0	0-0	0-0	0-0-0	0	0	0	0	0	2
31 Rhett Hebert	g	5-5	2-2	0-0	1-1-2	0	12	7	3	0	34
34 Adam James	g	0-0	0-0	3-4	2-3-5	4	3	1	1	0	24
42 Courtney Wallace	g	1-1	0-0	0-0	0-0-0	3	2	1	0	1	6
TEAM					0-1-1						
Totals		26-52	5-16	10-14	11-22-33	17	67	14	20	2	5 200

TOTAL FG%	1st Half: 13-25 52.0%	2nd Half: 13-27 48.1%	Game: 50.0%
3-Pt. FG%	1st Half: 1-4 25.0%	2nd Half: 4-12 33.3%	Game: 31.3%
F Throw %	1st Half: 3-4 75.0%	2nd Half: 7-10 70.0%	Game: 71.4%

**Officials:** Mike Thibodeaux, Doug Shows, Tom Eades  
**Technical:** Tennessee-Tony Passley.  
**Attendance:** 4,364

Score by Periods	1st	2nd	Total
Tennessee	38	39	77
Louisiana-Lafayette	30	37	67

## Game #9

**#16 Memphis (6-2) 58**  
**Tennessee (9-2) 76**

*9:00 p.m. (EST) • Dec. 6, 2006 • Thompson-Boling Arena • Knoxville, Tenn.*

Memphis	FG	3PT	FT	REBS	PF	TP	A	TO	BI	St	Min
02 Robert Dozier	f	6-14	0-1	1-2	5-4-9	2	13	1	4	1	32
32 Joey Dorsey	f	0-3	0-0	2-6	7-6-13	5	2	0	3	1	15
01 Willie Kemp	g	1-11	1-7	0-1	1-3-4	4	3	3	0	0	27
12 Antonio Anderson	g	2-13	1-6	2-2	1-7-8	1	7	3	2	0	36
14 C. Douglas-Roberts	g	8-17	2-5	1-1	2-3-5	3	19	2	1	0	36
04 Pierre Niles	g	0-0	0-0	0-0	0-0-0	1	0	0	0	0	6
05 Jeremy Hunt	g	2-11	0-6	1-2	0-1-1	1	5	4	1	0	16
15 Andre Allen	g	2-6	0-1	2-4	2-0-2	2	6	1	0	0	25
20 Doneal Mack	g	1-2	1-2	0-0	2-0-2	0	3	0	0	0	7
TEAM					2-2-4						
Totals		22-77	5-28	9-18	22-26-48	19	58	14	11	2	6 200

TOTAL FG%	1st Half: 9-40 22.5%	2nd Half: 13-37 35.1%	Game: 28.6%
3-Pt. FG%	1st Half: 2-14 14.3%	2nd Half: 3-14 21.4%	Game: 17.9%
F Throw %	1st Half: 2-6 33.3%	2nd Half: 7-12 58.3%	Game: 50.0%

Tennessee	FG	3PT	FT	REBS	PF	TP	A	TO	BI	St	Min
04 Wayne Chism	f	1-6	1-3	0-0	2-3-5	2	3	1	2	1	19
23 Dane Bradshaw	f	5-14	0-4	1-2	3-6-9	2	11	1	2	1	34
02 JaJuan Smith	g	2-5	1-2	2-2	0-2-3	3	7	0	2	0	17
05 Chris Lofton	g	12-18	6-11	4-4	1-4-5	1	34	1	4	0	34
15 Jordan Howell	g	1-1	1-1	2-2	0-2-2	2	5	2	0	0	18
12 Ramar Smith	g	1-7	0-1	5-6	0-7-7	0	7	1	2	0	23
13 Tony Passley	g	0-0	0-0	0-0	1-2-3	0	0	0	0	0	4
25 Josh Tabb	g	0-4	0-4	0-0	1-5-6	1	0	2	0	0	24
32 Duke Crews	g	3-6	0-0	3-4	3-7-10	3	9	1	1	3	21
34 Ryan Childress	g	0-1	0-0	0-0	1-0-1	1	0	0	0	1	6
TEAM					1-1						
Totals		25-62	9-26	17-20	12-38-50	15	76	9	14	6	6 200

TOTAL FG%	1st Half: 16-32 50.0%	2nd Half: 9-30 30.0%	Game: 40.3%
3-Pt. FG%	1st Half: 6-14 42.9%	2nd Half: 3-12 25.0%	Game: 34.6%
F Throw %	1st Half: 5-6 83.3%	2nd Half: 12-14 85.7%	Game: 85.0%

**Officials:** J.B. Caldwell, Tom Eades, Mike Thibodeaux  
**Technical:** Memphis-Joey Dorsey, Tennessee-JaJuan Smith, Duke Crews.  
**Attendance:** 19,714

Score by Periods	1st	2nd	Total
Memphis	22	36	58
Tennessee	43	33	76

## Game #11

**#15 Oklahoma State (11-1) 77**  
**Tennessee (9-2) 79**

*6:00 p.m. (CST) • Dec. 18, 2006 • Gaylord Entertainment Center • Nashville, Tenn.*

Oklahoma State	FG	3PT	FT	REBS	PF	TP	A	TO	BI	St	Min
05 Marcus Dove	f	0-2	0-0	0-0	2-2-4	2	0	4	5	0	34
24 JamesOn Curry	f	4-7	2-5	3-5	0-4-4	5	13	1	6	0	34
04 Mario Boggan	c	8-14	0-2	4-5	1-5-6	4	20	2	4	3	29
00 Byron Eaton	g	2-4	0-0	2-2	0-3-3	4	6	3	3	0	21
01 Terrel Harris	g	4-10	1-5	8-9	2-5-7	4	17	3	2	0	32
23 Tyler Hatch	g	0-0	0-0	2-2	0-0-0	1	2	0	0	0	6
32 David Monds	g	2-3	1-1	3-4	0-4-4	3	8	2	2	0	26
40 Kenny Cooper	g	4-4	0-0	3-5	3-2-5	2	11	1	0	1	18
TEAM					0-2-2						
Totals		24-44	4-13	25-32	8-27-35	25	77	16	23	4	2 200

TOTAL FG%	1st Half: 15-29 51.7%	2nd Half: 9-15 60.0%	Game: 54.5%
3-Pt. FG%	1st Half: 3-8 37.5%	2nd Half: 1-5 20.0%	Game: 30.8%
F Throw %	1st Half: 10-11 90.9%	2nd Half: 15-21 71.4%	Game: 78.1%

Tennessee	FG	3PT	FT	REBS	PF	TP	A	TO	BI	St	Min
23 Dane Bradshaw	f	3-9	0-2	1-2	2-2-4	2	7	5	1	0	32
32 Duke Crews	f	8-11	0-0	1-3	5-4-9	4	17	1	1	0	26
02 JaJuan Smith	g	4-10	1-4	5-8	2-1-3	3	14	4	2	0	28
05 Chris Lofton	g	5-15	3-8	7-11	4-1-5	2	20	2	0	2	35
15 Jordan Howell	g	2-3	0-1	1-1	1-1-2	2	5	1	1	0	18
04 Wayne Chism	g	3-6	0-2	3-5	3-3-6	4	9	0	0	0	14
12 Ramar Smith	g	2-5	0-1	1-2	1-2-3	3	5	0	4	0	12
25 Josh Tabb	g	0-2	0-2	0-0	2-0-2	2	0	1	1	0	18
34 Ryan Childress	g	1-6	0-3	0-0	0-1-1	1	2	0	0	0	17
TEAM					1-1-2						
Totals		28-67	4-23	19-32	21-16-37	24	79	12	12	0	14 200

TOTAL FG%	1st Half: 13-30 43.3%	2nd Half: 15-37 40.5%	Game: 41.8%
3-Pt. FG%	1st Half: 2-10 20.0%	2nd Half: 2-13 15.4%	Game: 17.4%
F Throw %	1st Half: 9-13 69.2%	2nd Half: 10-19 52.6%	Game: 59.4%

**Officials:** Tony Greene, Doug Shows, Tom Eades  
**Technical:** Oklahoma State-Boggan, Mario, Tennessee-Team.  
**Attendance:** 8,118

Score by Periods	1st	2nd	Total
Oklahoma State	43	34	77
Tennessee	37	42	79

## Game #8

**Murray State (2-6) 64**  
**Tennessee (6-2) 89**

*7:00 p.m. (EST) • Dec. 1, 2006 • Thompson-Boling Arena • Knoxville, Tenn.*

Murray State	FG	3PT	FT	REBS	PF	TP	A	TO	BI	St	Min
12 Danero Thomas	f	1-5	0-3	7-7	0-4-4	1	9	1	4	1	26
22 Shawn Witherspoon	f	0-6	0-2	4-4	0-2-2	4	4	1	2	0	18
33 Rob Kennedy	c	4-6	0-1	0-0	0-2-2	3	8	0	0	0	14
01 Ed Horton	g	2-4	1-0	0-0	1-1-2	6	5	1	1	1	32
04 Tyler Holloway	g	3-7	2-5	1-2	1-3-4	2	9	2	5	0	20
00 Daniel Ard	g	2-4	0-0	2-4	1-1-2	3	6	0	0	0	13
11 Bruce Carter	g	3-9	1-3	0-0	0-2-2	0	7	0	3	0	18
13 Curtis Parker	g	1-1	0-0	0-0	1-1-2	4	2	0	0	0	7
24 Dwayne Paul	g	1-1	0-0	3-9	3-2-5	1	5	3	3	0	16
25 Marvin Williams	g	3-5	1-2	2-2	0-1-1	0	9	0	0	1	15
44 Tony Easley	g	0-0	0-0	0-2	2-1-3	1	0	1	2	1	7
50 George Fotso	g	0-1	0-0	0-0	0-1-1	0	0	0	0	0	6
TEAM					3						
Totals		20-49	5-17	19-30	9-21-30	25	64	13	23	4	6 200

TOTAL FG%	1st Half: 9-23 39.1%	2nd Half: 11-26 42.3%	Game: 40.8%
3-Pt. FG%	1st Half: 2-8 25.0%	2nd Half: 3-9 33.3%	Game: 29.4%
F Throw %	1st Half: 8-14 57.1%	2nd Half: 11-16 68.8%	Game: 63.3%

Tennessee	FG	3PT	FT	REBS	PF	TP	A	TO	BI	St	Min
23 Dane Bradshaw	f	4-6	2-3	2-4	1-3-4	4	12	5	0	0	29
32 Duke Crews	f	4-9	0-0	4-7	3-2-5	0	12	1	2	0	20
02 JaJuan Smith	g	3-9	1-7	3-4	2-6-8	3	10	2	1	0	25
05 Chris Lofton	g	5-9	4-7	6-8	4-1-5	1	20	0	2	0	28
15 Jordan Howell	g	1-4	1-4	0-0	0-0-0	3	3	1	0	2	22
04 Wayne Chism	g	3-9	1-3	6-8	4-5-9	3	13	2	2	0	19
11 Quinn Canington	g	1-1	1-1	0-0	0-0-0	0	3	0	0	0	3
12 Ramar Smith	g	2-3	0-0	3-4	0-1-1						

# TENNESSEE BASKETBALL



## Game #13

**Tennessee Tech (5-7) 77**  
**#21 Tennessee (11-2) 101**

*7:00 p.m. (EST) • Dec. 28, 2006 • Thompson-Boling Arena • Knoxville, Tennessee*

Tennessee Tech	FG	3PT	FT	REBS	PF	TP	A	TO	BI	St	Min
10 Amadi Mckenzie	f	2-3	0-1	0-3	2-1-3	4	4	0	1	0	18
33 Francis Kabore	f	7-9	0-0	0-1	4-2-6	3	14	2	0	0	22
42 Jonathan Jones	f	1-3	0-0	0-0	1-3-4	1	2	1	1	1	20
01 Belton Rivers	g	5-19	3-9	7-7	3-3-6	2	20	4	4	0	33
02 Anthony Fisher	g	4-13	2-7	6-6	1-3-4	3	16	2	3	0	33
03 Jason Smiley	g	1-2	1-1	0-0	0-0-0	1	3	0	0	0	15
11 Nate Burks	g	0-0	0-0	0-0	0-0-0	0	0	0	0	0	1
14 Graig Turson	g	0-0	0-0	0-0	0-0-0	0	0	0	0	0	1
20 Daniel Northern	g	3-10	0-0	3-6	3-2-5	4	9	2	2	2	18
24 Rashaud Nixon	g	0-1	0-0	0-0	0-4-4	1	0	0	0	0	9
30 Frank Davis	g	1-3	1-3	0-0	0-3-3	1	3	1	0	0	19
32 Antjuan Koger	g	2-2	1-1	0-0	1-2-3	0	5	1	0	0	14
45 RaShun Bryant	g	0-1	0-0	1-2	1-1-2	2	1	0	2	1	7
TEAM							3-0-3				
Totals		26-66	8-22	17-25	19-24-43	22	77	14	16	4	3 200

TOTAL FG% 1st Half: 12-29 41.4% 2nd Half: 14-37 37.8% Game: 39.4%  
 3-Pt. FG% 1st Half: 5-9 55.6% 2nd Half: 3-13 23.1% Game: 36.4%  
 F Throw % 1st Half: 9-12 75.0% 2nd Half: 8-13 61.5% Game: 68.0%

Tennessee	FG	3PT	FT	REBS	PF	TP	A	TO	BI	St	Min
23 Dane Bradshaw	f	3-5	0-2	1-2	2-5-7	4	7	9	1	1	29
32 Duke Crews	f	4-8	0-0	2-2	5-5-10	3	10	2	0	3	19
02 JaJuan Smith	g	9-16	5-10	0-1	0-1-1	2	23	2	0	0	27
05 Chris Lofton	g	5-11	2-5	2-2	3-1-4	1	14	2	0	1	28
12 Ramar Smith	g	5-9	0-1	3-4	1-0-1	2	13	4	1	0	28
04 Wayne Chism	g	2-9	0-2	5-6	2-3-5	2	9	2	3	2	20
13 Tony Passley	g	1-4	0-1	1-2	2-1-3	1	3	1	1	0	18
21 Justin Jackson	g	0-0	0-0	0-0	0-0-0	1	0	0	0	0	2
24 Tanner Wild	g	0-1	0-0	0-0	0-0-0	0	0	0	0	0	2
25 Josh Tabb	g	4-7	1-3	0-1	2-2-4	0	9	2	0	0	14
30 Ben Bosse	g	0-0	0-0	0-0	0-0-0	1	0	0	0	1	3
34 Ryan Childress	g	5-6	0-1	3-6	4-7-11	4	13	1	1	1	28
40 R. Daniels-Mulholland	g	0-0	0-0	0-0	0-0-0	0	0	0	0	0	2
TEAM							1-0-1				
Totals		38-76	8-25	17-26	22-25-47	21	101	25	8	9	10 200

TOTAL FG% 1st Half: 20-40 50.0% 2nd Half: 18-36 50.0% Game: 50.0%  
 3-Pt. FG% 1st Half: 5-13 38.5% 2nd Half: 3-12 25.0% Game: 32.0%  
 F Throw % 1st Half: 11-17 64.7% 2nd Half: 6-9 66.7% Game: 65.4%

Officials: Doug Simons, Brian Forte, Roger Ayers  
 Technicals: Tennessee Tech-Jonathan Jones. Tennessee-Dane Bradshaw, Ryan Childress.  
 Attendance: 19,001

Score by Periods	1st	2nd	Total
Tennessee Tech	38	39	77
Tennessee	56	45	101

## Game #14

**East Tennessee State (8-6) 88**  
**#21 Tennessee (12-2) 93**

*8:00 p.m. (EST) • Dec. 30, 2006 • Thompson-Boling Arena • Knoxville, Tennessee*

East Tennessee State	FG	3PT	FT	REBS	PF	TP	A	TO	BI	St	Min
20 Eryk Thomas	f	5-6	0-0	0-0	0-5-5	5	10	1	2	1	30
35 Andrew Reed	f	8-11	1-1	0-0	5-10-15	5	17	0	2	2	31
51 Brad Nuckles	f	2-6	0-0	0-0	1-3-4	2	4	1	2	0	26
05 Courtney Pigrum	g	8-19	2-6	1-1	0-1-1	3	19	3	3	0	25
23 Tayloe Taylor	g	0-1	0-0	2-2	2-2-2	2	2	5	0	0	10
01 Mike Smith	g	3-9	0-4	5-6	0-2-2	5	11	5	2	0	28
02 Keyona Swader	g	3-5	0-1	2-2	1-2-3	1	8	0	3	0	15
10 Dante Williams	g	0-0	0-0	0-0	0-0-0	1	0	0	0	0	0
21 Dequan Twilley	g	6-9	3-4	2-2	0-2-2	3	17	8	2	0	35
TEAM							0-1-1				
Totals		35-66	6-16	12-13	9-26-35	27	88	20	21	3	15 200

TOTAL FG% 1st Half: 17-35 48.6% 2nd Half: 18-31 58.1% Game: 53.0%  
 3-Pt. FG% 1st Half: 1-7 14.3% 2nd Half: 5-9 55.6% Game: 37.5%  
 F Throw % 1st Half: 4-4 100% 2nd Half: 8-9 88.9% Game: 92.3%

Tennessee	FG	3PT	FT	REBS	PF	TP	A	TO	BI	St	Min	
04 Wayne Chism	f	0-2	0-1	6-6	0-3-3	2	6	2	0	1	0	19
34 Ryan Childress	f	2-8	0-1	2-3	3-2-5	1	6	4	1	3	0	23
02 JaJuan Smith	g	8-13	5-9	2-3	3-3-6	3	23	2	4	1	4 25	
05 Chris Lofton	g	7-14	1-5	13-13	1-2-3	0	28	3	4	0	4 36	
23 Dane Bradshaw	g	3-6	3-4	1-2	0-4-4	4	10	3	2	0	1 28	
12 Ramar Smith	g	3-8	2-4	3-3	1-2-3	2	11	2	1	0	2 31	
13 Tony Passley	g	0-0	0-0	0-0	0-3-3	0	0	0	1	0	0 5	
25 Josh Tabb	g	0-1	0-1	0-2	0-2-2	3	0	0	0	2	0 15	
32 Duke Crews	g	3-6	0-0	3-3	2-2-4	3	9	0	4	0	1 18	
TEAM							1					
Totals		26-58	11-25	30-35	10-23-33	18	93	16	23	5	14 200	

TOTAL FG% 1st Half: 11-24 45.8% 2nd Half: 15-34 44.1% Game: 44.8%  
 3-Pt. FG% 1st Half: 6-10 60.0% 2nd Half: 5-15 33.3% Game: 44.0%  
 F Throw % 1st Half: 13-16 81.3% 2nd Half: 17-19 89.5% Game: 85.7%

Officials: Jamie Luckie, Bruce Benedict, Billy Dunlap  
 Technicals: None.  
 Attendance: 18,216

Score by Periods	1st	2nd	Total
East Tennessee State	39	49	88
Tennessee	41	52	93

## Game #15

**Mississippi State (9-5, 0-1) 84**  
**#19 Tennessee (13-2, 1-0) 92**

*4:00 p.m. (EST) • Jan. 7, 2007 • Thompson-Boling Arena • Knoxville, Tennessee*

Mississippi State	FG	3PT	FT	REBS	PF	TP	A	TO	BI	St	Min
01 Richard Delk	f	3-4	1-2	0-0	0-1-1	4	7	2	2	1	26
44 Jamont Gordon	f	9-17	1-5	6-8	4-7-11	4	25	9	6	0	2 35
32 Jarvis Varnado	c	1-2	0-0	0-2	1-4-5	3	2	1	1	2	0 16
11 Ben Hansbrough	g	2-3	2-3	0-0	0-0-0	1	6	1	2	0	0 18
24 Reginald Delk	g	6-12	3-6	0-0	0-2-2	1	15	4	1	0	1 30
04 Barry Stewart	g	3-7	3-6	3-5	0-0-0	3	12	2	1	0	1 24
22 Dietric Slater	g	1-4	0-1	0-1	2-4-6	5	2	2	0	0	1 27
23 Vernon Rhodes	g	7-9	0-0	1-3	6-4-10	4	15	0	1	0	0 21
40 Charles Goodridge	g	0-0	0-0	0-0	0-0-0	0	0	0	0	0	0 3
TEAM							0-0-0				
Totals		32-58	10-23	10-19	13-22-35	25	84	21	6	3	6 200

TOTAL FG% 1st Half: 16-26 61.5% 2nd Half: 16-32 50.0% Game: 55.2%  
 3-Pt. FG% 1st Half: 5-9 55.6% 2nd Half: 5-14 35.7% Game: 43.5%  
 F Throw % 1st Half: 5-7 71.4% 2nd Half: 5-12 41.7% Game: 52.6%

Tennessee	FG	3PT	FT	REBS	PF	TP	A	TO	BI	St	Min
23 Dane Bradshaw	f	2-5	2-4	3-4	1-4-5	3	9	6	3	0	3 34
32 Duke Crews	f	6-9	0-0	6-9	5-1-6	2	18	2	4	0	0 25
02 JaJuan Smith	g	4-7	4-7	0-0	1-3-4	3	12	1	3	0	1 31
05 Chris Lofton	g	6-12	1-4	8-10	0-1-1	0	21	4	2	0	0 31
12 Ramar Smith	g	5-10	1-2	2-3	3-3-6	1	13	7	1	2	1 33
04 Wayne Chism	g	4-5	0-1	1-3	0-1-1	4	9	0	1	0	0 9
25 Josh Tabb	g	1-3	0-2	0-0	1-1-2	3	2	1	1	0	2 16
34 Ryan Childress	g	3-5	2-4	0-0	0-2-2	2	8	0	0	1	1 21
TEAM							0-0-0				
Totals		31-56	10-24	20-29	11-16-27	18	92	21	15	3	8 200

TOTAL FG% 1st Half: 18-31 58.1% 2nd Half: 13-25 52.0% Game: 55.4%  
 3-Pt. FG% 1st Half: 7-14 50.0% 2nd Half: 3-10 30.0% Game: 41.0%  
 F Throw % 1st Half: 6-11 54.5% 2nd Half: 4-18 77.8% Game: 69.0%

Officials: Tony Greene, Tom Eades, Bert Smith  
 Technicals: None.  
 Attendance: 17,603

Score by Periods	1st	2nd	Total
Mississippi State	42	42	84
Tennessee	49	43	92

## Game #16

**#16 Tennessee (13-3, 1-1) 81**  
**Vanderbilt (11-5, 1-1) 82**

*7:00 p.m. (CST) • Jan. 10, 2007 • Memorial Gym • Nashville, Tennessee*

Tennessee	FG	3PT	FT	REBS	PF	TP	A	TO	BI	St	Min
23 Dane Bradshaw	f	1-3	0-0	0-2	1-3-4	1	2	8	1	1	1 36
32 Duke Crews	f	4-6	0-0	2-4	2-4-6	4	10	0	2	0	2 22
02 JaJuan Smith	g	2-11	2-8	0-0	1-3-4	3	6	1	2	0	0 24
05 Chris Lofton	g	11-15	6-7	1-2	0-2-2	0	29	1	3	0	3 36
12 Ramar Smith	g	7-13	1-3	2-5	0-2-2	3	17	3	1	4	29
04 Wayne Chism	g	4-8	0-1	1-1	1-3-4	1	9	0	2	0	1 17
13 Tony Passley	g	0-1	0-1	0-0	0-0-0	1	0	0	0	1	0 9
25 Josh Tabb	g	1-3	1-1	0-0	2-1-3	2	3	0	1	0	0 13
34 Ryan Childress	g	2-6	1-2	0-1	1-3-4	1	5	1	2	0	0 14
TEAM							3-0-3				
Totals		32-66	11-23	6-15	12-21-33	17	81	14	15	3	10 200

TOTAL FG% 1st Half: 15-33 45.5% 2nd Half: 17-33 51.5% Game: 48.5%  
 3-Pt. FG% 1st Half: 6-12 50.0% 2nd Half: 5-11 45.5% Game: 47.8%  
 F Throw % 1st Half: 4-7 57.1% 2nd Half: 2-8 25.0% Game: 40.0%

Vanderbilt	FG	3PT	FT	REBS	PF	TP	A	TO	BI	St	Min
32 Shan Foster	f	7-15	0-5	0-0	1-3-4	1	14	2	2	0	1 33
41 Ross Nelmer	f	3-5	0-0	0-0	1-3-4	4	6	5	1	0	0 16
20 Dan Cage	g	4-13	3-8	4-4	2-5-7	2	15	2	0	2	0 35
3 Alex Gordon	g	4-5	1-2	0-0	1-4-5	1	9	2	1	0	0 26
4 Derrick Byars	g	10-16	2-4	3-7	2-5-7	2	25	1	2	1	2 32
0 Jermaine Beal	g	0-3	0-1	2-2	0-2-2	1	2	0	1		