



# TENNESSEE 2006



# BASKETBALL 2007



## Schedule/Results

Date	Opponent	Time/Result
O31	LeMoyn-Owen (exhibition)	W, 126-66
N3	Tusculum (exhibition)	W, 100-57
N10	Middle Tennessee	W, 83-52
N13	1-Fordham (ESPN)	W, 78-71
N14	1-UNC Wilmington (ESPN)	W, 87-75
N19	Coppin State	W, 99-65
N22	2-Butler (ESPN2)	L, 44-56
N24	2-#2 North Carolina (ESPN)	L, 87-101
N27	at Louisiana-Lafayette (FSN/SUN)	W, 77-67
D1	Murray State (FSN/SUN)	W, 89-64
D6	#16 Memphis (ESPN2)	W, 76-58
D16	Western Kentucky (FSN/SUN)	W, 93-79
D18	3-#15 Oklahoma State (ESPN2)	W, 79-77
D23	Texas (ESPN)	W, 111-105 ot
D28	Tennessee Tech (CSS)	W, 101-77
D30	East Tennessee State (CSS)	W, 93-88
J7	*Mississippi State (LFS)	W, 92-84
J10	*at Vanderbilt	L, 81-82
J13	at #5 Ohio State (CBS)	L, 66-68
J17	*at Auburn (LFS)	L, 80-83
J20	*South Carolina (FSN/SUN)	W, 64-61
J24	*at Ole Miss	L, 69-83
J28	*at Kentucky (CBS)	L, 57-76
J31	*Georgia	W, 82-71
F3	*at #1 Florida (LFS)	L, 78-94
F6	*LSU (ESPN)	W, 70-67
F10	*#23 Vanderbilt (LFS)	W, 84-57
F13	*#20 Kentucky (ESPN)	W, 89-85
F17	*at South Carolina (ABC)	L, 64-81
F21	*#25 Alabama (LFS)	W, 69-66 ot
F24	*at Arkansas (LFS)	W, 83-72
F27	*#5 Florida (ESPN)	W, 86-76
M3	*at Georgia (LFS)	W, 71-65
M8	4-LSU (LFS)	9:45 p.m.

1-Dick's Sporting Goods NIT Season Tip-Off (Nashville, Tenn.)  
 2-Dick's Sporting Goods NIT Season Tip-Off (New York, N.Y.)  
 3-Nashville, Tenn. (Gaylord Entertainment Center)  
 4-SEC Tournament (Atlanta, Ga.)  
 \* Southeastern Conference Game  
 All Times Eastern and Subject To Change

## Tennessee Sports Information

1720 Volunteer Blvd. • Knoxville, TN 37996

Phone: 865-974-1212

Fax: 865-974-1269

Web site: UTsports.com

Basketball SID: Craig Pinkerton

Office: 865-974-7501

Cell: 865-414-1167

E-mail: craig@tennessee.edu



Game #32

## Tennessee vs. LSU

Southeastern Conference Tournament  
 9:45 p.m. (EST) • Thursday, March 8, 2007  
 Georgia Dome • Atlanta, Georgia



**Television:** Lincoln Financial Sports (WVLT Channel 8 in Knoxville). Tim Brando (play-by-play) and Barry Booker (color commentary) call the action. Dave Barringer produces.

**Radio:** The Vol Radio Network (50-plus stations covering 28 states). Bob Kesling is in his eighth year calling the play-by-play. Former Vol Bert Bertelkamp joins him courtside to provide the color commentary. Tim Berry is the engineer. Glenn Thackston is the producer.

**Press Conference/Practice Schedule:** Head coach Bruce Pearl and selected players will be available at a pre-tournament press conference from 5:30-6 p.m. EST Wednesday, March 7, at the Georgia Dome. Immediately following the press conference, the Vols will hold a practice that is open to the media but closed to the public from 6-7 p.m. EST at the Georgia Dome.

### Tennessee

22-9 (10-6 SEC).....	Record.....	16-14 (5-11 SEC)
22nd Associated Press.....	Ranking.....	None
Bruce Pearl (Boston College 1982).....	Head Coach.....	John Brady (Belhaven 1976)
44-17 (2nd year).....	Record at School.....	183-125 (10th year)
361-101 (15th year).....	Overall Record.....	272-202 (16th year)
UTsports.com.....	Web Site.....	lsusports.net
Tennessee leads 55-41.....	Series	

### At A Glance

### LSU

### Probable Starters

Tennessee			Ht.	Wt.	Yr.	Hometown	PPG	RPG	APG
F	4	Wayne Chism	6-9	245	Fr.	Bolivar, Tenn.	9.2	5.5	0.9
F	23	Dane Bradshaw	6-4	205	Sr.	Memphis, Tenn.	5.6	4.1	4.6
G	2	JaJuan Smith	6-2	196	Jr.	Cleveland, Tenn.	15.3	4.4	1.4
G	5	Chris Lofton	6-2	200	Jr.	Maysville, Ky.	20.6	3.0	1.7
G	12	Ramar Smith	6-2	185	Fr.	Mt. Clemens, Mich.	10.4	3.3	3.0

LSU			Ht.	Wt.	Yr.	Hometown	PPG	RPG	APG
F	0	Glen Davis	6-9	289	Jr.	Baton Rouge, La.	17.8	10.4	2.4
F	1	Tasmin Mitchell	6-7	230	So.	Denham Springs, La.	14.7	6.0	1.8
F	35	Darnell Lazare	6-8	240	Sr.	Baton Rouge, La.	7.0	4.4	0.7
G	13	Terry Martin	6-6	203	So.	Monroe, La.	10.6	2.7	1.6
G	14	Garrett Temple	6-5	176	So.	Baton Rouge, La.	8.7	3.7	4.3

• Tennessee's 22-9 overall record and 10-6 mark in league action has earned the Vols the SEC Eastern Division's No. 3 seed in the 2007 SEC Tournament at the Georgia Dome in Atlanta, Ga. UT will meet West No. 6 seed LSU at 9:45 p.m. EST Thursday, March 8, in the first round of the tournament.

• UT completed its regular season schedule with a 71-65 victory at Georgia Saturday. JaJuan Smith led the Vols with 19 points while Chris Lofton had a timely 14 points. Freshman Ramar Smith added 13 points while Dane Bradshaw had five steals.

• The Vols won seven of their final eight regular season games with four of those seven wins coming against teams ranked in the Associated Press Top 25. UT has beaten No. 5 Florida, No. 23 Vanderbilt, No. 20 Kentucky and No. 25 Alabama in the last three weeks.

• Led by the deep threat duo of Chris Lofton and JaJuan Smith, Tennessee's 279 3-pointers this year are the most in school history. Lofton leads the Vols with 90 triples while Smith adds 78. Tennessee is also closing in on a school record for single-season steals. UT's 300 thefts are one shy of tying the record of 301.

• All-America candidate Chris Lofton leads the Southeastern Conference with 20.6 points per game. UT was 1-3 without Lofton in the lineup but is 7-1 since his return. The Maysville, Ky., native leads the SEC with 3.33 3-pointers per game and ranks third in league history with 297 career 3-pointers. He needs 18 points to reach the 1,500 career point milestone and three 3-pointers for the 300 career 3-pointer mark.



# TENNESSEE BASKETBALL



## Tennessee Trends

- Tennessee is playing in the late game at the SEC Tournament for the eighth year since 1992 (16 tournaments).
- In the last four games Tennessee has recorded 46 steals on 89 opponent turnovers. Twenty-six of those turnovers have come on inbounds plays. Arkansas had 11 turnovers on inbounds plays alone.
- UT's home attendance of 19,661 this season is the second-largest average in school history. The record for average attendance is 20,823 in 1987-88 — the first year Thompson-Boling Arena was open.
- JaJuan Smith ranks fourth on UT's single-season steals list with 65 pilfers on the year. One more steal will tie Clarence Swarengen (66 in 1988-90) for third and two ties Tyrone Beaman (67 in 1982-83) for second on the list. Dane Bradshaw is currently tied for sixth with 60 steals this season.
- Chris Lofton has moved into 14th place on Tennessee's career scoring charts with 1,482 points.
- UT has won each of its last four meetings with ranked teams, beating No. 23 Vanderbilt (84-57), No. 20 Kentucky (89-85), No. 25 Alabama (69-66 in OT) and No. 5 Florida (86-76). It is the first time in school history that UT has won four consecutive games against ranked teams.
- Dane Bradshaw ranks second in the SEC in assist-to-turnover ratio (2.60), fourth in steals (1.94) and seventh in assists (4.61).
- Bradshaw has moved into ninth on UT's career charts with 364 career assists.
- Chris Lofton and JaJuan Smith are the highest scoring duo in the Southeastern Conference. Lofton averages 20.6 points while Smith adds 15.3 points.
- Wayne Chism and Duke Crews are two of the top freshmen rebounders in the SEC. Chism leads all SEC freshmen with 5.5 rebounds and Crews is third with 5.0 boards.
- In league games, Ramar Smith led all SEC freshmen in assists (3.13) and steals (1.50) and was second in scoring (13.0 ppg).

- The Vols are forcing 18.9 turnovers per game. Alabama's 26 turnovers on Feb. 21 are the most by an SEC school in league play this year.
- Tennessee is 29-2 at Thompson-Boling Arena over the last two seasons.
- The Vols are 15-0 in non-conference home games under Bruce Pearl.
- Bruce Pearl is 9-4 against ranked teams while at Tennessee. This year he is 6-3 with wins over No. 5 Florida, No. 15 Oklahoma State, No. 16 Memphis, No. 20 Kentucky, No. 23 Vanderbilt and No. 25 Alabama and losses to No. 2 North Carolina, at No. 5 Ohio State and at No. 1 Florida.
- 11 different Vols have hit a 3-pointer this season. Eight have made at least 10 3-pointers.
- The Vols have made at least one 3-pointer in 315 consecutive games.
- Under Bruce Pearl, UT is 37-2 when leading or tied with five minutes left in the game.
- UT is 28-3 when scoring 80 or more points under the direction of Bruce Pearl.
- UT is 29-14 (.674) when playing before crowds of 20,000 or larger at Thompson-Boling Arena. In 2005-06 the Vols were 4-2 playing in front of 20,000 fans at home.
- Tennessee has an all-time record of 1,389-901-2 in 98 seasons of basketball.
- UT's 620 regular season SEC victories rank third all-time in the SEC. Only Kentucky and Alabama have won more league games.
- Tennessee is 229-86 in its 20th season in Thompson-Boling Arena. The Vols have winning home records in 18 of their 20 seasons in the facility.
- Tennessee is the only Division I school ever to rank in the top five nationally in attendance for football, men's basketball and women's basketball in the same season. The Vols turned the trick for the third time in 2005-06.

## Media Information

### Internet

Information on Tennessee and the SEC is available on the World Wide Web. To access information on Tennessee, visit the university's site at [UTsports.com](http://UTsports.com). Information on SEC Basketball, can be accessed on the Web at [SECSports.com](http://SECSports.com).

### Covering Practice

Tennessee basketball practices are open to the media. Contact the sports information office for practice dates and times.

Tennessee players and coaches will be available for interviews at the conclusion of practice. If additional time is required with the players or coaches, contact Basketball SID Craig Pinkerton to make other arrangements.

### Media Luncheon

Bruce Pearl will host a media luncheon at noon each Monday in Arena Dining Room A beginning January 8.

### Postgame Interviews

The Tennessee locker room is closed. Coach Bruce Pearl will meet with the media following a brief cooling off period. Requested UT players will be available for interviews in the media room following Pearl's press conference.

### SEC Teleconference

The 12 SEC men's head basketball coaches are scheduled to participate every Monday and Thursday (Jan. 4 through March 5). The NCAA Tournament teleconference is set for Monday, March 12 at 11 a.m. (Eastern). It will feature coaches from all SEC teams participating in the NCAA Tournament.

#### Order of Appearance (All Times Eastern)

11:00 - Kevin Stallings, VU	11:42 - Bruce Pearl, UT
11:07 - Billy Donovan, UF	11:49 - Stan Heath, AR
11:14 - Dave Odom, SC	11:56 - Mark Gottfried, UA
11:21 - Dennis Felton, GA	12:03 - Jeff Lebo, AU
11:28 - John Brady, LSU	12:10 - Andy Kennedy, UM
11:35 - Tubby Smith, UK	12:17 - Rick Stansbury, MS

### Weekly Highlights And Interviews On Satellite

Highlights and interviews will be available on satellite every Monday from 3:30-3:45 p.m. (EST). The feed will be available beginning on Nov. 27 and will run through March 5. Due to holidays, there will not be a feed on Dec. 25 and the feeds scheduled for Monday Jan. 1 and Jan. 15 will be broadcast on Tuesday Jan. 2 and Jan. 16, respectively. Please credit Host Communications/UTV for any video used. The coordinates for the feed are SBS 6 (Ku), Transponder 2, Uplink Freq. 14049.5 (H), Downlink Freq. 11749.5 (V). For problems with the feed, call (865) 974-5069.

## Tennessee Roster

No.	Name	Pos.	Ht.	Wt.	Cl.	Hometown (Last School)
2	JaJuan Smith	G	6-2	196	Jr.	Cleveland, Tenn. (McMinn County HS)
4	Wayne Chism	F	6-9	245	Fr.	Bolivar, Tenn. (Bolivar Central HS)
5	Chris Lofton	G	6-2	200	Jr.	Maysville, Ky. (Mason County HS)
11	Quinn Cannington	G	6-4	165	Fr.	Knoxville, Tenn. (Fulton HS)
12	Ramar Smith	G	6-2	185	Fr.	Mt. Clemens, Mich. (Martin Luther King HS)
13	Tony Passley	F	6-5	218	So.	Indianapolis, Ind. (Redlands CC)
15	Jordan Howell	G	6-3	192	Jr.	Auburn, Ala. (Bob Jones HS)
21	Justin Jackson	G	5-11	173	So.	Fredericksburg, Va. (Fredericksburg Academy)
22	Steven Pearl	F	6-5	222	Fr.	Knoxville, Tenn. (West HS)
23	Dane Bradshaw	G	6-4	205	Sr.	Memphis, Tenn. (White Station HS)
24	Tanner Wild	G	6-0	170	So.	Huntington, W.Va. (Huntington HS)
25	Josh Tabb	G	6-4	193	Fr.	Carbondale, Ill. (Harmony Comm. School)
30	Ben Bosse	F	6-7	197	So.	Knoxville, Tenn. (Farragut HS)
32	Duke Crews	F	6-7	233	Fr.	Hampton, Va. (Bethel HS)
34	Ryan Childress	F	6-9	238	So.	Cincinnati, Ohio (Moeller HS)
40	Rick Daniels-Mulholland	F	6-5	250	So.	Oak Ridge, Tenn. (Oak Ridge HS)
	*J.P. Prince	G	6-6	186	So.	Memphis, Tenn. (Arizona)

## Basketball Staff

**Head Coach:** Bruce Pearl (Boston College 1982)  
**Associate Head Coach:** Tony Jones (Concordia Univ. 1993)  
**Assistant Coach:** Steve Forbes (Southern Arkansas 1988)  
**Assistant Coach:** Jason Shay (Iowa 1995)  
**Dir. of Operations:** Ken Johnson (Albertson College 1993)  
**Basketball Trainer:** Chad Newman (Tennessee 1994)  
**Strength Coach:** Troy Wills (Emory & Henry 2000)

## Pronunciation

Ben Bosse	BOSS-ee
Tony Passley	PASS-lee
JaJuan Smith	JUH-wan
Ramar Smith	RUH-mar

\* Sitting out as a transfer. Will be eligible during 2007-08 season.



# TENNESSEE BASKETBALL



## Tennessee In The SEC Tournament

The Vols are 54-42 all-time in the SEC Tournament ... Since the tournament was renewed in 1979, the Vols are 19-27 ... Tennessee's four SEC Tournament titles are the third-most of any league member ... Only Kentucky (25) and Alabama (6) have won the tournament more times ... Only Kentucky (109 wins) and Alabama (55) have more SEC Tournament victories.

## Tennessee As The East's No. 3 Seed

The Vols are the SEC East's No. 3 seed for the fourth time since league expansion in 1992 ... The Vols also earned the East's third seed in 1992, 1998 and 2003 ... UT is 2-3 as the third seed.

## Tennessee Against The Seeds

Tennessee is 1-0 all-time against the SEC West's No. 6 seed in the SEC Tournament ... UT's only meeting with the West's sixth seed was in 1998 when the Vols defeated LSU 72-65 in Birmingham.

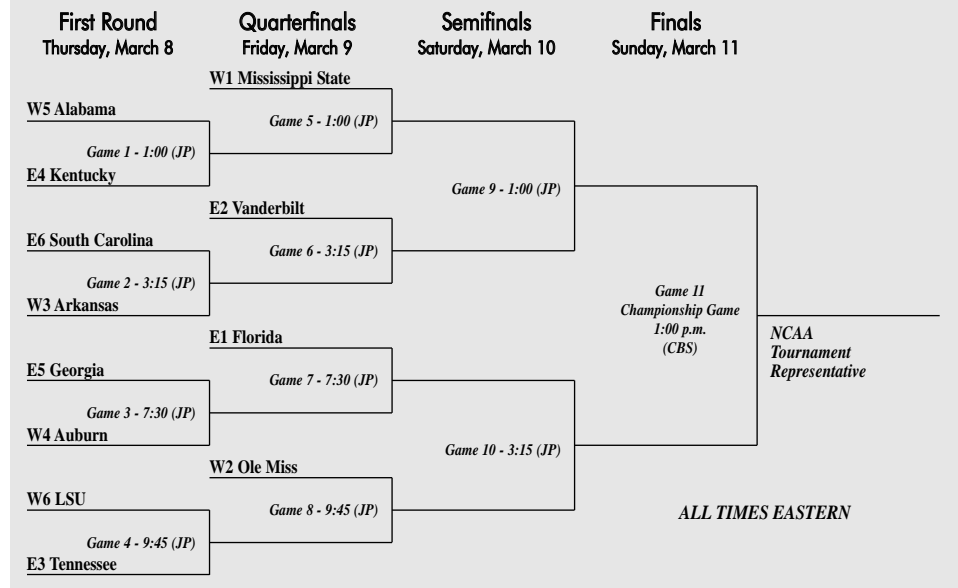
## Vols In Atlanta

The Vols are 7-10 all-time in the SEC Tournament when it is played in Atlanta ... UT is 25-42 all-time when playing in Atlanta ... Since 1964-65 the Vols are 8-9 when playing in Atlanta.

## Looking At LSU

LSU finished the season by winning two of its last three games, including a victory over a team ranked in the top five in the Associated Press poll ... The Tigers are 16-14 on the season and 5-11 in SEC play ... LSU upset No. 3 Florida 66-56 Feb. 24 in Baton Rouge ...

## 2007 SEC Tournament Bracket



After a loss at Auburn Feb. 28, the Tigers bounced back with a 61-52 victory over South Carolina to conclude the regular season ... Glen Davis, who had been sidelined for three games with a right quadriceps strain, returned to action with 11 points and seven rebounds against the Gamecocks ... Davis leads the Tigers with 17.8 points and and SEC-best 10.4 rebounds per game ... The 6-foot-9 Davis leads the SEC with 3.74 offensive rebounds per game ... Tasmin Mitchell is second on the squad with 14.7

points and 6.0 rebounds ... LSU ranks second in the SEC by allowing just 62.0 point per game ... The Tigers own a +5.7 rebounding margin ... John Brady is 183-125 in his 10th season in Baton Rouge and 272-202 in his 16th year as a head coach.

## Tennessee's Results In The SEC Tournament

Year	Site	UT Seed	Opponent	Result
1933	Atlanta	--	Georgia Tech	W, 30-24
	Atlanta	--	LSU	L, 43-55
1934	Atlanta	--	Auburn	W, 43-26
	Atlanta	--	LSU	W, 42-35
	Atlanta	--	Alabama	L, 26-29
1935	No Tournament			
1936	Knoxville	--	Auburn	W, 43-25
	Knoxville	--	Kentucky	W, 39-28
	Knoxville	--	Alabama*	W, 29-25
1937	Knoxville	--	Georgia	W, 35-11
	Knoxville	--	Alabama	W, 42-25
	Knoxville	--	Kentucky*	L, 25-39
1938	Baton Rouge	--	Mississippi State	W, 41-34
	Baton Rouge	--	Mississippi	L, 40-45
1939	Knoxville	--	Auburn	W, 49-35
	Knoxville	--	Vanderbilt	W, 39-36
	Knoxville	--	Kentucky*	L, 38-46
1940	Knoxville	--	Georgia Tech	W, 55-43
	Knoxville	--	Florida	W, 42-32
	Knoxville	--	Kentucky	L, 29-30
1941	Louisville	--	Mississippi State	W, 35-29
	Louisville	--	Georgia	W, 41-39
	Louisville	--	Florida	W, 47-26
	Louisville	--	Kentucky*	W, 36-33
1942	Louisville	--	Georgia	W, 62-50
	Louisville	--	Mississippi State	W, 50-40
	Louisville	--	Alabama	L, 18-21
1943	Louisville	--	Vanderbilt	W, 41-31
	Louisville	--	LSU	W, 52-34
	Louisville	--	Kentucky*	W, 33-30
1944	No Team			
1945	Louisville	--	Mississippi	W, 59-37
	Louisville	--	Auburn	W, 56-24
	Louisville	--	Georgia Tech	W, 41-37
	Louisville	--	Kentucky*	L, 35-39

Year	Site	UT Seed	Opponent	Result
1946	Louisville	--	Vanderbilt	W, 46-32
	Louisville	--	Alabama	L, 24-35
1947	Louisville	--	Georgia	W, 58-45
	Louisville	--	Tulane	L, 41-47
1948	Louisville	--	Mississippi State	W, 73-52
	Louisville	--	Mississippi	W, 81-62
	Louisville	--	Kentucky	L, 47-70
1949	Louisville	--	Mississippi State	W, 73-46
	Louisville	--	Mississippi	W, 74-49
	Louisville	--	Kentucky	L, 44-83
1950	Louisville	--	Georgia Tech	W, 63-56
	Louisville	--	Vanderbilt	W, 50-44
	Louisville	--	LSU	W, 81-79 ot
	Louisville	--	Kentucky*	L, 58-95
1951	Louisville	--	Vanderbilt	L, 52-88
1952	Louisville	--	Alabama	W, 61-60
	Louisville	--	Kentucky	L, 66-81
1953-78	No Tournament			
1979	Birmingham	2	Auburn (9)	W, 75-64
	Birmingham	2	Kentucky* (6)	W, 75-69 ot
1980	Birmingham	4	Mississippi (5)	L, 74-76
1981	Birmingham	3	Mississippi (6)	L, 72-81
1982	Lexington	2	Vanderbilt (7)	W, 57-54
	Lexington	2	Alabama (3)	L, 50-56
1983	Birmingham	7	Florida (10)	W, 78-62
	Birmingham	7	LSU (2)	W, 74-71
	Birmingham	7	Georgia (6)	L, 60-79
1984	Nashville	6	Florida (3)	W, 80-74 ot
	Nashville	6	Auburn (2)	L, 58-60
1985	Birmingham	7	Vanderbilt (10)	W, 71-51
	Birmingham	7	Georgia (2)	L, 61-67
1986	Lexington	8	Mississippi (9)	L, 56-73
1987	Atlanta	8	Vanderbilt (9)	W, 74-57
	Atlanta	8	Alabama (1)	L, 60-68
1988	Baton Rouge	6	Florida (3)	L, 60-69

Year	Site	UT Seed	Opponent	Result
1989	Knoxville	5	LSU (4)	W, 95-77
	Knoxville	5	Florida (1)	L, 71-76
1990	Orlando	4	Mississippi (5)	L, 86-87
1991	Nashville	9	Mississippi (8)	W, 94-85
	Nashville	9	Mississippi State (1)	W, 87-70
	Nashville	9	Georgia (5)	W, 85-65
	Nashville	9	Alabama* (3)	L, 69-88
1992	Birmingham	E3	South Carolina (E6)	W, 70-63
	Birmingham	E3	LSU (W2)	L, 89-99
1993	Lexington	E6	Auburn (W3)	W, 78-76
	Lexington	E6	Kentucky (E2)	L, 40-101
1994	Memphis	E6	Mississippi State (W3)	L, 69-73
1995	Atlanta	E6	Alabama (W3)	L, 43-55
1996	New Orleans	E6	Alabama (W3)	W, 77-65
	New Orleans	E6	Georgia (E2)	L, 63-74
1997	Memphis	E6	Auburn (W3)	L, 54-67
1998	Atlanta	E3	LSU (W6)	W, 72-65
	Atlanta	E3	Arkansas (W2)	L, 96-102
1999	Atlanta	E1	Mississippi State (W4)	L, 56-62
2000	Atlanta	E1	South Carolina (E5)	L, 68-75
2001	Nashville	E4	Auburn (W5)	W, 73-66
	Nashville	E4	Mississippi (E1)	L, 73-86
2002	Atlanta	E4	Arkansas (W5)	W, 68-61
	Atlanta	E4	Alabama (W1)	L, 72-91
2003	New Orleans	E3	Auburn (W2)	L, 53-66
2004	Atlanta	E6	Alabama (W3)	L, 49-84
2005	Atlanta	E5	Arkansas (W4)	W, 65-46
	Atlanta	E5	Kentucky (E1)	L, 76-62
2006	Nashville	E1	South Carolina (E5)	L, 71-79
2007	Atlanta	E3	LSU (W6)	

\*Championship Game  
From 1933-50 the winner of the Southeastern Conference Tournament was declared the league champion, except for 1935. The tournament was restarted in 1979 to determine the league's representative in the NCAA Tournament.



# TENNESSEE BASKETBALL



## The LSU Series

Tennessee leads the all-time series 55-41 ... The Vols own a 27-15 advantage when playing in Knoxville ... Tennessee is 21-24 all-time when playing LSU in Baton Rouge ... Tennessee won this year's regular season meeting 70-67 in Knoxville ... Tennessee has won 10 of the last 13 games in the series but the Tigers have won three of the last five meetings... The series dates back to the 1933 season when the two teams met in the second round of the SEC Tournament in Atlanta ... UT and LSU have played each other eight times in the SEC Tournament with the Vols winning six of those meetings.

## Last Meeting With LSU

Chris Lofton returned to the lineup after missing four games with an ankle injury and the Vols returned to the win column with a 70-67 victory over LSU Feb. 6, at Thompson-Boling Arena ... Tennessee never trailed after Lofton opened the game by making three free throws after he was fouled shooting a 3-pointer on the Vols' first possession ... UT led by as many as 10 points in the first half but the Tigers went on a 10-2 run to cut it to 36-34 with less than 30 seconds left ... JaJuan Smith ended the half with a conventional three-point play to give the Vols a 39-34 lead at the break ... In the second half, LSU cut the lead to 43-41 but the Vols responded with a 13-2 run to regain control ... LSU cut the lead to six but Jordan Howell ended the Tiger hopes with a 3-pointer with just over four minutes remaining ... JaJuan Smith led the Vols with 15 points and five steals ... Ramar Smith added 14 points and three assists ... UT freshmen Wayne Chism and Duke Crews limited reigning SEC Player of the Year Glen Davis to his lowest scoring total in 72 games with just five points ... Tasmin Mitchell led the Tigers with 23 points ... The Vols recorded a season-high 15 steals on 20 LSU turnovers.

## Last Game: Vols Complete Sweep Of Georgia

Tennessee completed the season sweep of the Georgia Bulldogs with a 71-65 victory on Saturday, March 3, at Stegeman Coliseum in Athens, Ga. ... The win was Tennessee's sixth in a row against the Bulldogs ... The Vols led by as many as 12 points in

the first half but the 'Dogs cut the lead to 33-30 at the half ... In the second half, UGA built a six-point lead and was holding a one-point advantage with four minutes remaining ... Chris Lofton drilled a 25-foot 3-pointer to give the Vols the lead and then stole the ball and took it in for a layup ... Wayne Chism followed with a 3-pointer that gave the Vols a 58-65 lead with less than a minute to go ... UT made eight of 10 free throws in the final minute to secure the win ... JaJuan Smith led all scorers with 19 points to go with five rebounds ... Lofton had 14 points, four rebounds and three assists ... Ramar Smith added 13 points, four rebounds and three assists ... Dane Bradshaw had five steals ... Sundiata Gaines led the Bulldogs with 18 points ... The win gave the Vols a 10-6 SEC record, a mark that was tied for second-best in the conference.

## Allan Houston Named SEC Legend

Allan Houston will be one of 12 former SEC greats who will be honored at the 2007 SEC Tournament in Atlanta as a Chick-fil-A SEC Basketball Legend ... Houston will be recognized at halftime of Tennessee's game on Thursday, March 8 ... A two-time second team All-America selection, Houston finished his career as UT's all-time leading scorer with 2,801 points, a figure that ranked 13th in NCAA history at the time ... A four-time first team All-SEC pick, he was named the MVP of the 1991 SEC Tournament ... He was the 11th overall selection in the 1993 NBA Draft and earned NBA All-Star honors as a member of the New York Knicks ... He was a member of the U.S. gold medal winning team at the 2000 Olympics in Sydney, Australia.

## Vols Have Won 7 Of 8 Since Lofton's Return

Tennessee has won seven of its eight games since Chris Lofton has returned to the lineup from an ankle injury that forced him to miss four games ... Four of UT's seven wins since his return have come against ranked teams ... The Vols were 1-3 in the three games without Lofton in the lineup ... The junior All-America candidate suffered an ankle injury against South Carolina (1/20/07) and was not able to return to the lineup until the LSU game (2/6/07).

## UT 2nd In SEC Wins Last Two Seasons

Tennessee's 22 Southeastern Conference wins over the last two seasons are the second-most in the conference over that period ... The Vols have finished with the second-best record in the entire SEC in both of Bruce Pearl's two years at Tennessee ... In 2005-06 the Vols won the SEC East with a 12-4 conference mark and then posted a 10-6 league mark that tied for second in the East and in the overall league standings.

School	2006	2007	Total
Florida	10-6	13-3	23-9
Tennessee	12-4	10-6	22-10
LSU	14-2	5-11	19-13
Kentucky	9-7	9-7	18-14
Arkansas	10-6	7-9	17-15
Vanderbilt	7-9	10-6	17-15
Alabama	10-6	7-9	17-15

## Pearls Endow Scholarship In Bradshaw's Name

Bruce and Kim Pearl announced Feb. 27 a \$100,000 donation to endow a scholarship in the name of senior basketball player Dane Bradshaw ... The Dane Bradshaw Athletic Scholarship Endowment will be awarded to the male or female student-athlete at the University of Tennessee who best epitomizes the characteristics of the Memphis native ... Bradshaw has inspired the Pearl family as well as the entire Tennessee basketball program with his commitment to academic achievement, athletic excellence, hard work, team leadership and his personal faith.

## Lofton Named NABC All-District

Junior guard Chris Lofton was selected to the NABC All-District 7 first team on Feb. 28 ... Lofton is now eligible for the NABC Division I All-America team that will be announced at the conclusion of the regular season ... Other first team All-District 7 selections were: Courtney Lee (Western Kentucky), Derrick Byars (Vanderbilt), Randolph Morris (Kentucky) and Chris Douglas Roberts (Memphis).

## 2006-07 SEC Standings

As of March 4

Eastern Division	SEC	Pct.	H	A	Div.	ALL	Pct.	H	A	N	Last 10	Streak
	Florida#	13-3	.813	8-0	5-3	8-2	26-5	.839	18-0	5-4	3-1	7-3
Vanderbilt	10-6	.625	7-1	3-5	7-3	20-10	.667	14-3	4-6	2-1	6-4	L1
Tennessee	10-6	.625	8-0	2-6	6-4	22-9	.710	16-0	3-7	3-2	8-2	W4
Kentucky	9-7	.563	6-2	3-5	4-6	20-10	.667	14-2	4-6	2-2	5-5	L1
Georgia	8-8	.500	6-2	2-6	4-6	17-12	.586	13-4	3-8	1-0	4-6	L2
South Carolina	4-12	.250	3-5	1-7	1-9	14-15	.483	10-6	4-9	0-0	2-8	L2

! - SEC Champions; # - SEC East Division Champions

Western Division	SEC	Pct.	H	A	Div.	ALL	Pct.	H	A	N	Last 10	Streak
	Mississippi State@	8-8	.500	6-2	2-6	7-3	17-12	.571	13-3	3-9	1-0	6-4
Ole Miss@	8-8	.500	7-1	1-7	6-4	19-11	.633	15-1	2-10	2-0	6-4	W1
Arkansas	7-9	.438	5-3	2-6	6-4	18-12	.600	13-3	2-8	3-1	5-5	W2
Auburn	7-9	.438	5-3	2-6	4-6	17-14	.548	15-5	2-7	0-2	4-6	L1
Alabama	7-9	.438	6-2	1-7	4-6	20-10	.667	14-2	2-8	4-0	5-5	L1
LSU	5-11	.313	5-3	0-8	3-7	16-14	.533	14-4	1-9	1-1	3-7	W1

@ - SEC West Division Co-Champions

## Statistical Comparison

Tennessee		LSU
80.1	Points	68.0
74.4	Opponent Points	62.0
+5.7	Scoring Margin	+6.0
.447	Field Goal %	.453
.454	Opponent Field Goal %	.403
.357	Three-Point %	.347
.343	Opponent Three-Point %	.333
.655	Free Throw %	.698
.356	Rebounds	37.6
.375	Opponent Rebounds	31.9
-2.0	Rebounding Margin	+5.7
15.6	Assists	14.1
14.6	Turnovers	13.9
9.7	Steals	6.8
3.3	Blocks	4.7
22-9, 10-6	Record	16-14, 5-11
22nd	AP Rank	None

## Individual Statistical Leaders

Tennessee		LSU
Lofton, 20.8	Points	Davis, 17.8
Chism, 5.5	Rebounds	Davis, 10.4
Bradshaw, 4.6	Assists	Temple, 4.3
Crews, .520	FG %	Lazare, .559
Lofton, .419	3Pt %	Martin, .402
Lofton, .810	FT %	Temple, .803



# Chris Lofton

## All-America Candidate

### Lofton Lately

- Tennessee has won seven of its eight games since he returned to the lineup from an ankle injury. Four of those victories have come against ranked teams. UT was 1-3 in the games he was out of the lineup.
- Leads the SEC with 20.6 points per game.
- Leads the SEC with 3.33 3-pointers per game.
- Fourth in the SEC with 81.0 free throw percentage.
- According to the Feb. 25 NCAA statistics, he ranks 14th in the nation in scoring (20.8), 11th in 3-pointers per game (3.4), 36th in 3-point percentage (41.9).
- 90 3-pointers this season rank fourth on UT's single-season charts.
- Made at least five 3-pointers in a game eight times.
- Made at least two 3s in 33 of his last 38 games.
- Owns six of the top 12 scoring performances in the SEC this year.
- Scored 30 or more points six times this season.
- Has shot 142 free throws this season after shooting just 101 free throws in his first two years at Tennessee.
- Scored 28 of his career-high 35 points after halftime to lead the Vols from a 17-point second half deficit to a 111-105 overtime win over Texas (12/23/06).
- Scored his first career double-double with 35 points and 11 rebounds against Texas (12/23/06).
- Scored 34 points in Tennessee's win over 16th-ranked Memphis (12/6/06). With less than a minute left in the first half his 21 points were more than the Tigers' 20 points.
- He reached the 1,000 career scoring mark Nov. 22 against Butler in New York's Madison Square Garden ... He currently ranks 14th on UT's career scoring lists with 1,482 career points ... Only Allan Houston (1,415), Bernard King (1,290), Mike Edwards (962) and Ernie Grunfeld (928) scored more points in their first two seasons at Tennessee.

### School Single-Game Records

- 3-pointers made (9 at Georgia on Feb.11, 2006)
- 3-pointers attempted (18 vs. Wichita State on March 18, 2006)
- 3-point percentage (1.000 [5-5] at New Mexico on Dec. 18, 2004)
- Free throw percentage (1.000 [13-13] vs. East Tennessee State on Dec. 30, 2006)

### Season Records

- 3-pointers made (114 in 2005-06)
- 3-point attempts (261 in 2005-06)
- 3-pointers per game (3.80 in 2005-06)
- His 114 3-pointers made in 2005-06 are the second-most in SEC history.

### Career Records

- Second all-time at UT with 297 3-pointers made.
- Second all-time at UT with 676 3-point attempts.
- Ranks third in Southeastern Conference history with 297 career 3-pointers made.
- Career 3-point percentage of 43.9 (297-of-676) is the best in school history and currently ranks seventh in Southeastern Conference history.

### 2006-07 Honors

- Wooden Award Midseason Top 30 candidate.
- Naismith Award candidate.
- First team NABC All-District 7
- ESPN.com National Player of the Week (Dec. 26)
- Dick Vitale's co-National Player of the Week (Dec. 11)
- SEC Player of the Week (Nov. 20)
- SEC Player of the Week (Dec. 11)
- SEC Player of the Week (Dec. 24)
- Has won SEC Player of the Week honors six times in his career which is tied with Alabama's Kennedy Winston for most in SEC history.
- Named to the SEC Community Service Team for his work in the Knoxville area.
- Preseason first team selection to the 2007 SEC Coaches Preseason All-SEC Team.
- Preseason first team All-America (Street & Smith's).

### Quotable

"It's not a matter of how much I score, I don't even look at that. I look at wins."

— *Chris Lofton*

"He would be my choice for player of the year in the conference. You saw his value to this team when he was out of the lineup."

— *Dick Vitale, ESPN*

"I think we are almost limiting him when we talk about how he's a great shooter. He is maturing into a great player."

— *Jay Bilas, ESPN*

"You'd be hard-pressed to find a better contested jump shooter in college basketball than Chris Lofton."

— *Jimmy Dykes, ESPN*

"Lofton is an unbelievable player and shows he plays both sides of the ball."

— *Rick Majerus, ESPN*

"The best shooter in the nation."

— *Jay Bilas, ESPN*

"Lofton grew as a player tonight (against Oklahoma State). He looked at a problem and he made it into an opportunity."

— *Rick Majerus, ESPN*

"Chris Lofton is everything and then some for the Tennessee Vols."

— *Dave Neal, Fox Sports Net*

"He was unbelievable."

— *John Calipari, Memphis head coach*

"Chris is a great player and he made shots all over the court. We knew he was a great shooter and we had a hand in his face, but he still made them."

— *Willie Kemp, Memphis guard*

"He's just blessed. He just has a natural sense of how to get the ball in the hoop. You can get people down there but not everybody can finish like that. A six-one, slow kid from Maysville, he can do it better than anybody."

— *Dane Bradshaw*

"He's unbelievable, man. I really respect his game. I was in his face. I thought it was good defense, but he hit two long 3's on me. Credit goes to him. He played a great game."


— *Kevin Durant, Texas guard/forward*

"Chris Lofton is crazy. He shoots from halfcourt with three people in his face and doesn't even look to see if it goes in. He knows it's in. Sometimes I question if he even saw the rim. He throws it up there and it goes in."

— *Dan Cage, Vanderbilt guard*

"Chris Lofton has won many games for Tennessee single-handedly. He's just made outrageous plays and shots to beat people. He's by far the best pressured shooter in the country. He's been an almost indefensible player. He's very scary because you can do all the right things, and he can pull a rabbit out of the hat."

— *Dennis Felton, Georgia head coach*





# TENNESSEE BASKETBALL



## Vols Set 3-Point Record

Tennessee's 279 3-pointers this season are the most in school history, breaking the record of 266 set during the 1999-2000 season ... UT has made 279 of its 781 attempts from behind the 3-point arc.

- |    |                      |                |
|----|----------------------|----------------|
| 1. | <b>279 (279-781)</b> | <b>2006-07</b> |
| 2. | 266 (266-736)        | 1990-00        |
| 3. | 264 (264-683)        | 2005-06        |

## UT About To Steal Another Record

Tennessee's 300 steals are the second-most in school history ... The Vols need one more steal to break the record of 301 set last year ... UT has averaged 9.85 steals per game over the last two years.

- |    |                     |                |
|----|---------------------|----------------|
| 1. | 301 (30 gms)        | 2005-06        |
| 2. | <b>300 (31 gms)</b> | <b>2006-07</b> |
| 3. | 292 (30 gms)        | 1988-89        |

## Vols' 22 Wins Are Second-Most In UT History

Tennessee's 22 wins this season are tied for the second-most single-season wins in school history ... It is the second consecutive year the Vols have won 20 or more games and the 20th time in school history ... It is the 14th time in 15 years as a head coach Bruce Pearl has won 20 games ... Pearl has averaged 24.1 wins in his 15 years as a head coach and 22.0 in two years at Tennessee.

Wins	Year
1.	26 (26-7) 1999-00
2.	<b>22 (22-9)</b> <b>2006-07</b>
	22 (22-8) 2005-06
	22 (22-11) 2000-01
	22 (22-15) 1984-85
	22 (22-6) 1976-77

## Pearl Doing Well Against The SEC

No team in the Southeastern Conference has a winning record against Tennessee since Bruce Pearl was named the head coach prior to the 2005-06 season ... Pearl has beaten every SEC team at least one time in his two years in Knoxville.

School	Record	School	Record
Georgia	4-0	Alabama	1-1
Mississippi State	2-0	Arkansas	1-1
Florida	3-1	Auburn	1-1
Vanderbilt	3-1	LSU	1-1
South Carolina	3-2	Mississippi	1-1
Kentucky	2-2		

## Lofton Climbing SEC 3-Point Charts

Chris Lofton ranks third in Southeastern Conference history with 297 career 3-pointers ... Lofton, who has made 90 triples this season, ranks second on Tennessee's career charts behind Allan Houston's (1989-93) 346 3-pointers ... Arkansas' Pat Bradley (1995-99) holds the SEC record with 366 triples.

- |    |            |                                      |
|----|------------|--------------------------------------|
| 1. | 366        | Pat Bradley, AR - 1995-99            |
| 2. | 346        | Allan Houston, UT - 1989-93          |
| 3. | <b>297</b> | <b>Chris Lofton, UT - 2004-Pres.</b> |

## Lofton A Wooden Award Midseason Top 30 Pick

On Jan. 30 the John R. Wooden Award Committee announced that Chris Lofton was a member of the Wooden Award Midseason All-American Team which is composed of the top 30 players who will compete for this season's player of the year award ... The Southeastern Conference lists six candidates for the award ... The 10-player Wooden Award All-American Team will be announced March 27.

## Vols In The Record Books

### Career Scoring

- 2801 Allan Houston, 1989-93
- 2249 Ernie Grunfeld, 1973-77
- 2219 Tony White, 1983-87
- 2103 Reggie Johnson, 1976-80
- 2065 Dale Ellis, 1979-83
- 1962 Bernard King, 1974-77
- 1877 Dyron Nix, 1985-89
- 1737 Vincent Yarbrough, 1999-02
- 1683 Carl Widseth, 1952-56
- 1651 Brandon Wharton, 1995-99
- 1600 Michael Brooks, 1981-85
- 1588 Tony Harris, 1998-01
- 1569 Ron Slay, 2000-03
- 1482 Chris Lofton, 2004-present**
- 1432 Ron Widby, 1965-67
- 1424 C.J. Watson, 2002-06
- 1418 Steve Hamer, 1993-96
- 1407 Jimmy England, 1969-71
- 1343 Mike Edwards, 1971-73
- 1319 Herman Thompson, 1954-57
- 1304 Isiah Victor, 1998-01
- 1263 Brandon Crump, 2001-05
- 1261 C.J. Black, 1997-2000
- 1243 Mike Jackson, 1974-77
- 1236 Bill Justus, 1967-69
- 1225 A.W. Davis, 1963-65
- 1217 Ed Wiener, 1952-55
- 1202 Len Kosmalski, 1972-74
- 1201 Howard Wood, 1978-81
- 1199 Gary Carter, 1979-82
- 1198 Greg Bell, 1988-91
- 1196 Don Johnson, 1969-71
- 1173 Paul Walther, 1945-1949
- 1156 Lang Wiseman, 1990-93
- 1149 Fred Jenkins, 1984-87
- 1096 Terry Crosby, 1976-79
- 1071 Bobby Croft, 1968-70
- 1070 Rob Jones, 1983-86
- 1020 Gene Tormohlen, 1957-59

### Season Steals

- 78 LaMarcus Golden, 1993-94
- 67 Tyrone Beaman, 1982-83
- 66 Clarence Swearingen, 1988-89
- 65 JaJuan Smith, 2006-07**
- 64 Ian Lockhart, 1989-90
- 60 Dane Bradshaw, 2006-07**
- 60 Chris Lofton, 2005-06
- 60 LaMarcus Golden, 1992-93
- 59 C.J. Watson, 2005-06
- 58 Vincent Yarbrough, 2001-02
- 58 C.J. Watson, 2004-05
- 56 Dane Bradshaw, 2005-06
- 55 Vincent Yarbrough, 1999-00
- 55 Clarence Swearingen, 1987-88
- 55 Vincent Yarbrough, 2000-01
- 53 Terry Crosby, 1978-79
- 52 Fred Jenkins, 1984-85
- 52 Lang Wiseman, 1990-91
- 52 Dale Ellis, 1982-83
- 37 Chris Lofton, 2006-07**

### Career Steals

- 211 Vincent Yarbrough, 1998-02
- 198 C.J. Watson, 2002-06
- 177 Fred Jenkins, 1983-87
- 173 Tyrone Beaman, 1980-84
- 155 Dane Bradshaw, 2003-present**
- 154 Dale Ellis, 1979-83
- 150 Brandon Wharton, 1995-99
- 145 Tony Harris, 1997-01
- 138 LaMarcus Golden, 1992-94
- 138 Dyron Nix, 1985-89
- 137 Chris Lofton, 2004-present**
- 133 Allan Houston, 1989-93

### Career Assists

- 715 Johnny Darden, 1975-79
- 577 C.J. Watson, 2002-06
- 525 Rodney Woods, 1972-75
- 509 Tony Harris, 1997-01
- 491 Tyrone Beaman, 1980-84
- 460 Allan Houston, 1989-93
- 397 Michael Brooks, 1980-83,84-85
- 388 Fred Jenkins, 1983-87
- 364 Dane Bradshaw, 2003-present**
- 352 Jon Higgins, 1999-03
- 332 Bert Bertelkamp, 1976-80

### Season 3-Pointers Made

- 114 Chris Lofton, 2005-06
- 99 Allan Houston, 1990-91
- 93 Chris Lofton, 2004-05
- 90 Chris Lofton, 2006-07**
- 83 Allan Houston, 1989-90
- 82 Allan Houston, 1991-92
- 82 Allan Houston, 1992-93
- 78 JaJuan Smith, 2006-07**
- 73 Tony Harris, 1999-00
- 66 Greg Bell, 1989-90

### Career 3-Pointers Made

- 346 Allan Houston, 1989-93
- 297 Chris Lofton, 2004-present**
- 240 Tony Harris, 1997-01
- 231 Brandon Wharton, 1995-99
- 209 Jon Higgins, 1999-03
- 179 Vincent Yarbrough, 1998-02
- 171 Greg Bell, 1987-91
- 165 C.J. Watson, 2002-06
- 152 Lang Wiseman, 1989-93
- 149 JaJuan Smith, 2004-present**
- 108 Scooter McFadgon, 2003-05

### Season 3-Point Percentage

- .486 Jon Higgins, 2000-01
- .465 Chris Lofton, 2004-05
- .437 Chris Lofton, 2005-06
- .434 Mark Griffin, 1988-89
- .432 Allan Houston, 1989-90
- .431 Greg Bell, 1989-90
- .430 Brandon Wharton, 1996-97
- .429 Brandon Wharton, 1997-98
- .429 Allan Houston, 1990-91
- .422 C.J. Watson, 2005-06
- .419 Chris Lofton, 2006-07**

### Career 3-Point Percentage

- .439 Chris Lofton, 2004-present**
- .424 Allan Houston, 1989-93
- .400 Brandon Wharton, 1995-99
- .399 Greg Bell, 1987-91
- .398 Jon Higgins, 1999-03
- .396 C.J. Watson, 2002-06
- .373 Thaydeus Holden, 2001-03
- .370 Ron Slay, 1999-03
- .361 JaJuan Smith, 2004-present**
- .361 Tony Harris, 1997-01
- .359 Scooter McFadgon, 2003-05

### Career 3-Pointers Attempted

- 817 Allan Houston, 1989-93
- 676 Chris Lofton, 2004-present**
- 665 Tony Harris, 1997-01
- 578 Brandon Wharton, 1995-99
- 526 Vincent Yarbrough, 1998-02
- 525 Jon Higgins, 1999-03
- 429 Greg Bell, 1987-91
- 425 Lang Wiseman, 1989-93
- 417 C.J. Watson, 2002-06
- 413 JaJuan Smith, 2004-present**
- 300 Scooter McFadgon, 2003-05

### Career Games Played

- 130 Rob Jones, 1982-86
- 128 Allan Houston, 1989-93
- 127 Michael Brooks, 1980-83,84-85
- 127 Vincent Yarbrough, 1998-02
- 127 Tony White, 1983-87
- 126 Charles Hathaway, 1996-01
- 125 Isiah Victor, 1997-01
- 124 Jon Higgins, 1999-03
- 124 Dan Federmann, 1980-84
- 123 Lang Wiseman, 1989-93
- 121 Tony Harris, 1997-01
- 121 Tyrone Beaman, 1980-84
- 120 Dane Bradshaw, 2003-present**

### SEC Career 3-Point Percentage

- .460 Barry Booker, VU - 1984-89
- .446 Bill McCaffrey, VU - 1991-94
- .445 Travis Ford, UK - 1990-94
- .445 Jody Patton, UG - 1987-91
- .441 Wesley Person, AU - 1990-94
- .441 Lee Humphrey, UF - 2003-Pres.
- .439 Chris Lofton, UT - 2004-Pres.**
- .438 Scott Draud, VU 1986-88,89-91
- .432 Scotty Thurman, AR - 1992-95
- .427 Kenyan Weaks, UF - 1996-00
- .424 Allan Houston, UT - 1989-93
- .423 Ronnie Battle, AU - 1989-93
- .420 Greg Stolt, UF - 1995-99
- .412 Frank Secker, VU - 1992-96

### SEC Career 3-Pointers Made

- 366 Pat Bradley, AR - 1995-99
- 346 Allan Houston, UT - 1989-93
- 297 Chris Lofton, UT - 2004-Pres.**
- 296 Ronnie McMahan, VU - 1991-95
- 288 Scott Draud, VU 1986-88,89-91
- 283 Tony Delk, UK - 1992-96
- 278 Frank Secker, VU - 1992-96
- 278 Aaron Harper, UM - 2000-04
- 274 Brett Nelson, UF - 1999-03
- 267 Scotty Thurman, AR - 1992-95
- 267 Anthony Roberson, UF - 2002-05
- 264 Jamel Bradley, SC - 1998-02
- 263 Brian Williams, AU - 1991-99
- 262 Wesley Person, AU - 1990-94
- 259 Eric Washington, UA - 1993-97
- 258 Darryl Wilson, MS - 1993-96
- 258 Darrel Mitchell, LS - 2002-06
- 256 Lee Humphrey, UF - 2003-Pres.
- 254 Keith Bogans, UK - 1999-03
- 249 Keith Carter, UM - 1995-99
- 246 Barry Booker, VU - 1985-89



# TENNESSEE BASKETBALL



## Tennessee Quick Facts

Location.....	Knoxville, Tennessee
Founded.....	1794
Conference.....	Southeastern
Enrollment.....	25,244
Home Court.....	Thompson-Boling Arena
Capacity.....	24,535
Record In Arena.....	229-86 (20th Year)
First Game.....	12/3/87 (Tennessee 82, Marquette 56)
Largest Crowd.....	25,610 vs. Kentucky (1/21/89)
Colors.....	Orange & White
Nickname.....	Volunteers
Mascot.....	Smokey
Band.....	Pride of the Southland
President.....	Dr. John Petersen
Faculty Representative.....	Dr. Todd Diacon
Athletic Director.....	Mike Hamilton
Athletic Department Phone.....	(865) 974-1220
Ticket Office Phone.....	(865) 656-1200

## History

First Year Of Basketball.....	1908-09
All-Time Record.....	1,367-892-2 (.605)
NCAA Tournament Appearances.....	14 (1967, 76, 77, 79, 80, 81, 82, 83, 89, 98, 99, 00, 01, 06)
Last NCAA Opponent.....	Wichita State (3/18/06)
Result.....	L, 73-80
National Invitation Tournament Appearances.....	11 (1945, 69, 71, 84, 85, 88, 90, 92, 96, 03, 04)
Last NIT Opponent.....	at George Mason (3/17/04)
Result.....	L, 55-58

## Team Information

2005-06 Overall Record.....	22-8
Home / Away / Neutral.....	13-2 / 7-3 / 2-3
SEC Record.....	12-4
Home / Away / Neutral.....	6-2 / 6-2 / 0-0
SEC Finish.....	1st (East)
Final Ranking (AP / USA Today).....	18th / 20th
Starters Returning/Lost.....	2/3
Letterwinners Returning/Lost.....	5/5

## Coaching Staff

Head Coach.....	Bruce Pearl (Boston College 1982)
Record at Tennessee.....	44-17 (2nd Year)
Career Record.....	361-101 (15th Years)
Basketball Office Phone.....	(865) 974-1206
Basketball Office Fax.....	(865) 974-0097
Best Time To Reach Coach.....	Contact SID
Associate Head Coach.....	Tony Jones (Concordia University 1993)
Assistants.....	Steve Forbes (Southern Arkansas 1988) Jason Shay (Iowa 1995)
Director of Basketball Operations.....	Ken Johnson (Albertson College 1993)
Basketball Trainer.....	Chad Newman (Tennessee 1994)
Strength Coach.....	Troy Wills (Emory & Henry 2000)

## Sports Information

Basketball SID.....	Craig Pinkerton (Kansas State 1994)
Home Phone.....	(865) 670-1821
Cell Phone.....	(865) 414-1167
E-mail.....	craig@tennessee.edu
Associate AD/SID.....	Bud Ford (Tennessee 1966)
Associate SID.....	John Painter (Tennessee 1988)
Assistant SID.....	Tom Satkowiak (Tennessee 2002)
SID Office Phone.....	(865) 974-1212
SID Office Phone (Night).....	(865) 974-1212
SID Office Fax.....	(865) 974-1269
Press Row Phone (Scores & Updates).....	(865) 544-0789
SID Mailing Address.....	P.O. Box 15016 Knoxville, TN 37901
Overnight Address.....	1720 Volunteer Blvd., Room 255 Knoxville, TN 37996
Web Address.....	www.UTsports.com

## Bradshaw Named Captain Of All-Glue Team

Dane Bradshaw has been named the captain of SI.com's eighth annual All-Glue team, a squad picked by *Sports Illustrated's* Seth Davis to recognize the players who do the little things that make teams stick together ... It was the second time that he has been selected to the All-Glue team, having also earned the honor last year ... Joining Bradshaw on the 2007 All-Glue Team are Kyle Shiloh (Nevada), Dominique Kirk (Texas A&M), Othello Hunter (Ohio State) and Marcus Landry (Wisconsin).

## UT Leads The SEC In Scoring

Tennessee leads the SEC and ranks 11th nationally in scoring offense with 80.1 points per game ... Leading the league in scoring is nothing new for a Bruce Pearl coached team ... Pearl's teams have led their conference in scoring each of the last seven seasons ... The last time one of his squads did not lead the league in scoring was in 1998-99 when Southern Indiana finished second in the Great Lakes Valley Conference with 81.2 points per game.

## Vols Post Undefeated Record At TBA

With an 86-76 victory over fifth-ranked Florida in their final home game, Tennessee posted a 16-0 record at Thompson-Boling Arena this season.

- It is the first time the Vols have been perfect at home since the 1975-76 team went 13-0 at Stokely Athletic Center.
- It is the 14th time in school history the Vols have been unbeaten at home.
- The 16 wins are the most single-season wins in

Thompson-Boling Arena history.

- It is the first time the Vols have had an undefeated home record at Thompson-Boling Arena.
- The 16 wins tie the school record for most home wins in a season. The 1984-85 posted a 16-3 record at Stokely Athletic Center but two of those wins came in the National Invitation Tournament.

## Tough Schedule

Tennessee's schedule ranked as the fourth toughest in the nation according to CollegeRPI.com on March 5 ... The Vols' schedule has featured six teams currently ranked and another two receiving votes in the Associated Press poll ... According to the current poll, UT has played No. 1 Ohio State, No. 5 Memphis, No. 6 Florida (two times), No. 8 North Carolina, No. 15 Texas and No. 19 Butler.

## Tough Schedule Part 2: The Rankings

- Tennessee has played nine games against ranked teams this season. UT has won six of those games.
- Each of the Vols' three losses to ranked teams came away from home and to teams ranked in the top five of the Associated Press poll. UT lost to No. 2 North Carolina (87-101) in New York, at No. 5 Ohio State (66-68) and at No. 1 Florida (78-94).
- UT has won each of its last four games against ranked teams, beating No. 23 Vanderbilt (84-57), No. 20 Kentucky (89-85), No. 25 Alabama (69-66 in ot) and No. 5 Florida (86-76).



## Vols Celebrate 20th Season At Thompson-Boling Arena

Thompson-Boling Arena is celebrating its 20th season in 2006-07 ... The Vols have won 72.7 percent of their games in Thompson-Boling Arena and have ranked in the top 10 nationally in attendance nine times, including in 2005-06 when UT ranked fifth nationally with 17,954 fans per game ... The arena is getting ready to undergo its first major facelift as construction has already begun on a practice facility and construction will begin on the inside of the arena immediately following the 2006-07 season.

- Tennessee is 229-86 (.727) in its 20th season in Thompson-Boling Arena.
- Since the 1998 season, the Vols are 129-27 (.827) in Thompson-Boling Arena.
- The Vols are 60-20 against SEC teams at home over the last nine seasons.
- UT has won 75 of its last 82 home games against non-conference opponents.
- UT is 15-0 in home games against non-conference opponents under Bruce Pearl.
- Tennessee finished the 2006-07 season 16-0 at home.



# TENNESSEE BASKETBALL



## Freshmen Playing Key Roles For The Vols

Tennessee's four freshmen have been an important part of Tennessee's success this year ... Three of UT's top five scorers are freshmen ... Each of UT's four freshmen is averaging at least 17 minutes of action per game .... Four times this season UT has had three freshmen in the starting lineup ... It is the first time since the 1996-97 season the Vols have had three freshmen in the starting lineup for a game.

	Freshmen	Total	% by Freshmen
Scoring	975	2482	.393
Rebounding	509	1103	.461
Assists	174	483	.360
Steals	100	300	.333
Blocks	59	102	.578
Minutes	2600	6250	.416
Starts	60	155	.387

## Vols Have Started Three Freshmen

UT has had three freshmen in the starting lineup for four games this season ... It is the most freshmen in the starting lineup for the Vols since the 1996-97 season when four Vols started an SEC Tournament game ... Ramar Smith, Wayne Chism and Duke Crews started UT's game against Ole Miss (1/24/07) and then Josh Tabb joined Smith and Chism in the starting lineup for the Kentucky (1/28/07), Georgia (1/31/07) and Florida (2/3/07) games ... South Carolina is the only other SEC school to have three freshmen in the starting lineup for a game this season (one player was a redshirt freshman) ... The four freshmen who drew starting assignments for Tennessee's 1997 SEC Tournament game were Cornelius Jackson, C.J. Black, Charles Hathaway and Vegas Davis.

## Chism Is Third Vol To Earn SEC Freshman Honor

Wayne Chism was named the SEC Freshman of the Week on Feb. 12 after he recorded his third career double-double with 17 points and 12 rebounds in UT's win over 23rd-ranked Vanderbilt (2/10/07) ... Chism became the third UT player to earn SEC Freshman of the Week honors this year ... Ramar Smith has earned the honor two times (Jan. 8 and Feb. 5) and Duke Crews has won it one time (Dec. 24) ... UT is the only team in the conference to have three different freshmen win the weekly award this season.

## Vols Bring The Pressure

Tennessee's pressure defense has made the simple act of inbound the ball a headache for its opponents ... The Vols have forced 167 turnovers off inbounds plays, most of which are coming off their press ... Four times their opponents have had 10 or more turnovers just from trying to inbound the ball ... UT is forcing an average of 18.9 turnovers per game.

- 28 times the pressure has caused a timeout.
- 19 5-second counts have been called on UT's foes.
- Coppin State (11/19/06) committed a season-high 13 turnovers on inbounds plays alone.
- No. 25 Alabama (2/21/07) had 26 turnovers, including nine on inbounds plays.
- Arkansas (2/24/07) turned the ball over 24 times, 11 were on inbounds plays.

## Tennessee In The SEC Statistics

Team	All Games		SEC Games		Individual	All Games		SEC Games	
	Rank	Stat	Rank	Stat		Rank	Stat	Rank	Stat
Scoring Offense .....	1	80.1	1	76.2	<b>Scoring</b>				
Scoring Defense .....	12	74.4	11	75.2	Chris Lofton .....	1	20.6	3	18.5
Scoring Margin .....	8	+5.7	5	+1.0	JaJuan Smith .....	9	15.3	7	15.8
Free Throw Percentage .....	11	.655	12	.649	Ramar Smith .....	--	--	20	13.0
Field Goal Percentage .....	10	.447	6	.448	<b>Rebounding</b>				
Field Goal % Defense .....	12	.454	9	.467	Wayne Chism .....	16	5.5	19	5.3
3-Point FG Percentage .....	8	.357	7	.355	Duke Crews .....	22	5.0	--	--
3-Point FG % Defense .....	8	.343	4	.352	JaJuan Smith .....	30	4.4	t-27	4.8
Rebounding Offense .....	9	35.6	10	33.0	<b>Field Goal Percentage</b>				
Rebounding Defense .....	12	37.5	12	37.8	Chris Lofton .....	7	.481	12	.453
Rebounding Margin .....	11	-2.0	11	-4.8	JaJuan Smith .....	11	.452	8	.471
Blocks .....	11	3.29	9	3.25	<b>Free Throw Percentage</b>				
Assists .....	5	15.58	t-5	15.13	Chris Lofton .....	4	.810	4	.803
Steals .....	1	9.68	1	9.06	<b>3-Point FG Percentage</b>				
Turnover Margin .....	1	+4.23	2	+3.38	Chris Lofton .....	5	.419	9	.375
Assist/Turnover Ratio .....	5	1.06	5	1.11	JaJuan Smith .....	10	.359	12	.362
Offensive Rebounds .....	3	13.39	5	12.06	<b>3-Point FG Made</b>				
Defensive Rebounds .....	11	22.19	11	20.94	Chris Lofton .....	1	3.33	t-3	2.75
3-Point FG Made .....	2	9.00	2	8.69	JaJuan Smith .....	4	2.52	5	2.63
					<b>Assists</b>				
					Dane Bradshaw .....	7	4.61	6	4.94
					Ramar Smith .....	--	--	t-12	3.13
					<b>Steals</b>				
					JaJuan Smith .....	2	2.10	3	1.88
					Dane Bradshaw .....	4	1.94	4	1.75
					Chris Lofton .....	11	1.37	--	--
					Ramar Smith .....	--	--	t-9	1.50
					<b>Blocks</b>				
					Duke Crews .....	--	--	10	1.31
					<b>Assist/Turnover Ratio</b>				
					Dane Bradshaw .....	2	2.60	2	2.63
					Ramar Smith .....	--	--	14	1.25
					<b>Offensive Rebounds</b>				
					Duke Crews .....	10	2.39	--	--
					<b>Defensive Rebounds</b>				
					None				
					<b>Minutes Played</b>				
					None				



Through Games of March 4

## Vols In The NCAA Stats

UT is prominently listed among the national leaders according to the February 25 NCAA statistics.

- Steals per game: 9.8 spg / 9th
- Scoring offense: 80.2 ppg / 11th
- 3-pointers per game: 9.0 3pg / 18th
- Assists per game: 15.6 apg / 47th
- Points per game: Chris Lofton - 20.8 ppg / 14th
- 3-pointers per game: Chris Lofton - 3.4 3pg / 11th
- 3-point percentage: Chris Lofton - 41.9% / 36th
- Steals per game: JaJuan Smith - 2.2 spg / 32nd
- Steals per game: Dane Bradshaw - 1.8 spg / 88th
- Assists per game: Dane Bradshaw - 4.6 apg / 82nd

## Scholarly Vols

Nine of the 17 players on Tennessee's roster have earned the right to wear the VOLScholar patch on their jersey following the fall semester ... The VOLScholar program, an initiative of UT's Thornton Athletics Student Life Center in cooperation with the men's and women's athletics departments, is a comprehensive academic and citizenship-building program that has gained enthusiastic support from several of UT's athletic teams ... Student-athletes earn the right to wear

the VOLScholar patch by achieving a 3.0 grade-point average in the previous fall and/or spring semester.

## Bomb Squad Is Back

Tennessee returned 80.3 percent of its SEC-leading 8.80 3-point field goals per game from 2005-06 ... Leading the way is junior guard Chris Lofton who set a single-season school record with 114 triples in 2005-06 ... JaJuan Smith was second on the team with 61 treys while Dane Bradshaw contributed 20 3-pointers and Jordan Howell had 15 ... Tennessee's 264 3-pointers in 2005-06 fell two shy of tying the school record set in 1999-2000.

- UT is second in the SEC with 9.00 3-pointers per game.
- Lofton leads the SEC with 3.33 triples per game.
- JaJuan Smith is fourth in the SEC with 2.52 3-pointers per game.
- Tennessee's 15 3-pointers against second-ranked North Carolina (11/24/06) came just one short of tying the school record of 16.



# TENNESSEE BASKETBALL



## Vols Still Improving

In Bruce Pearl's first season at Tennessee each of the Vols saw their offensive production increase considerably ... In Pearl's second year at UT, nearly all of the returning players have seen their production increase again ... Following is a list of UT's players with their scoring averages and the annual improvements:

Player	2005	2006	Diff.	2007	Diff.
JaJuan Smith	1.9	9.5	+7.6 ppg	15.3	+5.8 ppg
Ryan Childress	--	1.2	--	5.2	+4.0 ppg
Chris Lofton	13.2	17.2	+4.0 ppg	20.6	+3.4 ppg
Jordan Howell	1.1	1.9	+0.8 ppg	4.3	+2.4 ppg
Dane Bradshaw	3.0	7.1	+4.1 ppg	5.6	-1.5 ppg
Stanley Asumnu	2.4	8.0	+5.6 ppg	--	--
Major Wingate	5.0	10.6	+5.6 ppg	--	--
C.J. Watson	11.9	15.3	+3.4 ppg	--	--
Andre Patterson	7.4	9.4	+2.0 ppg	--	--

## Fans Flock To Thompson-Boling Arena

As of March 4, Tennessee ranked fourth nationally in attendance with 19,661 fans per game ... In 2005-06 the Vols ranked fifth in the nation with 17,954 fans per game ... Following are the national attendance leaders through March 4:

School	Games	Total	Average
1. Kentucky	16	374737	23421
2. Syracuse	20	429769	21488
3. North Carolina	16	330035	20627
4. Tennessee	16	314571	19661
5. Louisville	20	369763	18488
6. Ohio State	18	315539	17530

## Attendance Continues To Grow

Just one year after having the largest increase in average attendance in the nation, Tennessee continued to see its attendance grow ... In 2005-06 the crowds at UT's home games increased by 5,504 fans per game to an average of 17,954 ... This year the crowds

increased by an additional 1,707 fans per game for an average of 19,661 ... In the two years that Bruce Pearl has been coach at Tennessee, attendance has grown by 7,211 per game.

Tennessee's home attendance of 19,661 is the second-largest in school history. The record for average attendance is 20,823 in 1987-88 — the first year Thompson-Boling Arena was open.

## Bench Contributing

Tennessee's bench has played a key role in the Vols' success early this season ... UT's bench is averaging 21.4 points per game ... Two times this season the bench has contributed at least 40 points in a game ... Last year UT got 21.0 points per game from its bench ... Part of the reason for the production off the bench is that no one averages 30 minutes per game.

## JaJuan Smith Earns Star(ting) Role

Named the "Best Player Off The Bench" in the SEC by *The Tennessean* last year, JaJuan Smith has worked his way into the starting lineup for the Vols this season ... The Cleveland, Tenn., native ranks second on the team with 15.3 points, is first with 65 steals and fourth with 42 assists while making 78 3-pointers this year.

- He is fourth in the SEC with 2.53 3-pointers per game on the season.
- He has scored 20 or more points in a game eight times this season.
- Led UT's scoring efforts 11 times this season after leading the Vols in scoring once last year.
- He scored 19 points in UT's win over Texas (12/23/06).

Scored a career-high 25 points on 5-of-11 3-point shooting at Kentucky (1/28/07).

- 15.8 points in SEC games ranked seventh in the league.
- Two times this season has recorded six steals in a game, narrowly missing the school record of seven. He has registered six pilfers against No. 15 Oklahoma State and No. 25 Alabama.
- Picked up his scoring efforts when Chris Lofton was out of the lineup with an ankle injury, averaging 21.3 points on 49.1 percent shooting during the four-game stretch.

## Big Game Dane

Three times in his career Dane Bradshaw has made a late shot to knock off a nationally ranked team ... Two of the teams that fell victim to his late-game heroics were unbeaten entering the game.

- Jan. 21, 2006 his lay-up with 20 seconds left gave UT a 78-76 lead and eventually an 80-76 victory over No. 2 Florida. The Gators entered the game with a 17-0 record and were the last unbeaten team in the nation.
- Feb. 22, 2006 his steal of an inbounds pass and lay-up with 15 seconds left gave Tennessee a 74-72 lead and a 76-72 win at 12th-ranked Florida. The win gave the Vols the 2005-06 SEC Eastern Division title.
- Dec. 18, 2006 against 11-0 and 15th-ranked Oklahoma State he stole the ball with 20 seconds left and then hit the game-winning tip-in over OSU's 6-foot-7 Mario Boggan and 6-8 David Monds with 1.9 seconds left to give the Vols a 79-77 victory.

## Bradshaw Does It All

One of the most versatile players in the nation, Dane Bradshaw can and will play any position for the Vols from point guard through power forward ... Originally recruited to UT as a point guard, the 6-foot-4 Bradshaw started every game last season at power forward for the Vols ... In 2005-06 the Memphis native was second on the team in assists (116), rebounding (5.4 rpg), and third in steals (56) and blocks (11) while his assist-to-turnover ratio of 2.76 led the SEC ... Had a streak of 181 minutes (seven games) without a turnover as a junior last year.

- Bradshaw leads the Vols in assists (143) and is second in steals (60) and fourth in blocks (13).
- He has led the Vols in assists 19 out of 31 games this year and recorded a career-high nine dimes against Coppin State (11/19/06).
- Had nine assists against one turnover while adding seven points and seven rebounds against Tennessee Tech (12/28/06).
- He was named the captain of SI.com's All-Glue team on Feb. 20.
- In SEC games he is averaged 4.94 assists per game and had an assist-to-turnover ratio of 2.63.

## Associated Press Poll

(March 5, 2007)

Rank	Team	Record	Points	Prev
1.	Ohio State (70)	27-3	1,798	1
2.	Kansas (2)	27-4	1,706	3
3.	Wisconsin	27-4	1,599	4
4.	UCLA	26-4	1,583	2
5.	Memphis	27-3	1,481	6
6.	Florida	26-5	1,433	5
7.	Texas A&M	25-5	1,383	7
8.	North Carolina	25-6	1,331	8
9.	Georgetown	23-6	1,205	9
10.	Nevada	27-3	1,013	10
11.	Washington State	24-6	986	13
12.	Louisville	22-8	892	16
13.	Pittsburgh	25-6	882	12
14.	Southern Illinois	27-6	878	11
15.	Texas	22-8	868	15
16.	Oregon	23-7	662	17
17.	Maryland	24-7	639	24
18.	Marquette	23-8	536	20
19.	Butler	27-5	517	18
20.	Notre Dame	23-6	442	22
21.	Duke	22-9	284	14
22.	Tennessee	22-9	243	NR
23.	Brigham Young	23-7	186	NR
24.	Winthrop	28-4	162	NR
25.	UNLV	25-6	125	NR

**Others receiving votes:** Vanderbilt 124, Virginia 104, Xavier 68, Creighton 53, Arizona 42, USC 25, Virginia Commonwealth 21, Georgia Tech 20, Indiana 18, Air Force 17, Virginia Tech 16, Massachusetts 11, Villanova 9, Michigan State 8, Davidson 6, Akron 4, Kansas State 4, Kentucky 3, Appalachian State 3, Fresno State 3, Syracuse 3, Washington 2, Texas A&M-Corpus Christi 1, Vermont 1.

## ESPN/USA Today Poll

(March 5, 2007)

Rank	Team	Record	Points	Prev
1.	Ohio State (30)	27-3	774	1
2.	Kansas (1)	27-4	731	3
3.	UCLA	26-4	678	2
4.	Wisconsin	27-4	675	5
5.	Memphis	27-3	641	7
6.	Florida	26-5	629	4
7.	Texas A&M	25-5	594	6
8.	North Carolina	25-6	557	8
9.	Georgetown	23-6	502	10
10.	Nevada	27-3	438	9
11.	Pittsburgh	25-6	418	12
12.	Washington State	24-6	413	13
13.	Southern Illinois	27-6	355	11
14.	Texas	22-8	347	15
15.	Louisville	22-8	313	19
16.	Notre Dame	23-6	303	17
17.	Butler	27-5	283	16
18.	Oregon	23-7	254	18
19.	Marquette	23-8	192	21
20.	Maryland	24-7	191	NR
21.	Duke	22-9	118	14
22.	Winthrop	28-4	114	NR
23.	Brigham Young	23-7	83	NR
24.	Virginia	20-9	81	25
25.	UNLV	25-6	58	NR

**Others receiving votes:** Davidson 49, Creighton 47, Vanderbilt 44, Air Force 33, Virginia Tech 32, Tennessee 25, Arizona 23, West Virginia 18, USC 16, Virginia Commonwealth 10, Syracuse 9, Villanova 7, Xavier 7, Michigan State 5, Boston College 3, Vermont 3, Indiana 1, Massachusetts 1.



## TENNESSEE BASKETBALL



### Remarkable Ramar

Freshman point guard Ramar Smith has made significant improvements to his game as the season has worn on ... In his first 11 games this season he averaged 5.5 points, 2.9 rebounds and 2.2 assists per game and had an assist-to-turnover ratio of 0.7 while struggling to adjust to the point guard position ... In the 20 games since then he is averaging 13.1 points, 3.5 rebounds and 3.4 assists per game ... On the season, the 6-foot-2 Smith is averaging 10.4 points, 3.3 rebounds and 3.0 assists in 26.8 minutes per game.

- He has earned 25 starting assignments.
- Against Texas (12/23/06) he scored 16 points to go with nine assists and no turnovers.
- Gathered a career-high nine rebounds at No. 5 Ohio State (1/13/07).
- Scored 17 points to go with seven assists and one turnover at Vanderbilt (1/10/07).
- He has scored 10 or more points in 18 of his last 22 games.
- He was named the SEC Freshman of the Week on Jan. 8 after he had 13 points, seven assists (one turnover), six rebounds and two blocks in the SEC opener against Mississippi State.
- Earned his second SEC Freshman of the Week honor on Feb. 5 after he scored a career-high 21 points on 8-of-11 shooting against Georgia (1/31/07).
- In league games, he led all SEC freshmen in assists (3.13) and steals (1.50) and is second in scoring (13.0 ppg).
- Ranked 20th in the SEC with 13.0 points per game in league games.
- His driving lay-up with 30 seconds left in overtime against No. 25 Alabama proved to be the winning basket as the Vols took a 69-66 victory.

### Big Wayne Strong In The Paint

Freshman center Wayne Chism has played a key role for a Tennessee team that lists just two players taller than 6-foot-7 ... A 6-9 native of Boliver, Tenn., Chism became the first Vols freshman to record a double-double since Vincent Yarbrough (22 points and 11 rebounds vs. Georgia) did it during the 1998-99 season when he had 11 points and 11 rebounds against Coppin State (11/19/06) ... Chism leads the Vols with 5.5 rebounds and is fourth on the squad with 9.2 points per game.

- In Tennessee's 31 games this season, Chism has 14 starting assignments and has been the first Vol off the bench in 15 games
- Had nine points and six rebounds in 14 minutes against 15th-ranked Oklahoma State (12/18/06).
- Scored 18 points to go with eight rebounds in the win over Texas (12/23/06).
- Registered a double-double with 14 points and 10 rebounds against South Carolina (1/20/07).
- Scored a career-high 19 points on 7-of-9 shooting from the field to go with six rebounds at No. 1 Florida (2/3/07).
- Had his third double-double of the season with 17 points and a career-high 12 rebounds against 23rd-ranked Vanderbilt (2/10/07).
- Since moving into the starting lineup against Ole Miss (1/24/07) he is averaging 10.1 points and 5.3

rebounds.

- In nine games against ranked opponents, he averages 11.4 points and 5.3 rebounds while shooting 52.7 percent from the field and 46.4 percent (13-of-28) from 3-point range.
- Has blocked 11 shots in his last six games after blocking nine in his first 25 contests this year.

### Crews Missile

One of the most heralded freshmen in the SEC this season, Duke Crews has not disappointed ... The 6-foot-7 forward earned a starting assignment in the Vols season-opener and has won over Tennessee fans with his hustle and athleticism ... Named the SEC Newcomer of the Year by *Lindy's* and *Athlon*, the Hampton, Va., native is averaging 8.4 points and 5.0 rebounds per game.

- Scored 17 points and nine rebounds against a larger Oklahoma State (12/18/06) front line. Five of his game-high nine rebounds came at the offensive end of the floor.

- Earned SEC Freshman of the Week honors on Dec. 24 after averaging 16.5 points and 8.5 rebounds in victories over No. 15 Oklahoma State and Texas.
- Earned his first career double-double with 10 points and 10 rebounds against Tennessee Tech (12/28/06).
- Tagged 20th-ranked Kentucky (2/13/07) for 18 points and a pair of blocks.
- 74 of his 156 rebounds (47 percent) have come at the offensive end of the floor.
- He is third among all SEC freshmen with 5.0 rebounds.
- Ranks 10th in the SEC with 2.39 offensive rebounds per game.



### Plans For Thompson-Boling Arena Renovations Announced

The University of Tennessee Athletics Department announced plans today for improvements to Thompson-Boling Assembly Center and Arena. This will be the first major renovation to Thompson-Boling Arena since it opened in 1987. In that time more than 13 million patrons have attended thousands of arena events, including basketball games, concerts, UT and high school graduations and other special events.

Funding for the project will come from donors to the Campaign for Tennessee Basketball and revenue from new premium seating areas such as Thompson-Boling Arena luxury suites and loge seats. The projected cost for the renovations is estimated at \$15 million.

The renovations will be completed in two phases. Phase I will begin in March 2007 and include new seats for the entire arena, a center hung scoreboard and concourse refurbishments, such as graphics and other amenities. Another key element of Phase I is adding load bearing capacity to the arena roof structure, which is no longer adequate for some modern touring production requirements, and painting the ceiling tiles black.

Phase I will also include new luxury suites and loge seating, which are a primary funding source for much of the renovations. The 32 luxury suites will be located in the existing north balcony of Thompson-Boling Arena. The loge area will feature 166 side court seats, located directly below the luxury suites, and include private adjoining hospitality areas. Phase I will be completed prior to November 1, 2007. The arena will be shut down for events during the majority of the construction period.

Phase II is scheduled to include a new lighting system, new ticket kiosks and new food courts.

The University of Tennessee athletics department is one of less than 10 intercollegiate programs in the country that receives no funds from state subsidies or taxes.

In October 2006 Tennessee Athletics had a ground-breaking ceremony to officially recognize construction on the Pratt Pavilion, the state-of-art basketball practice facility named in UT alumnus Larry F. Pratt's honor for his \$5 million lead gift to the basketball programs. The Pratt Pavilion will house two full-size gymnasiums, one for each of the men's and women's varsity basketball teams, as well as space for an athletic training room, a weight room and a film study room.



# TENNESSEE BASKETBALL



## Howell Is A Steady Influence

Jordan Howell suffered a fracture to his right (shooting) hand during practice Dec. 21 that caused him to miss seven games ... He returned to the lineup against South Carolina (1/20/07) ... The injury interrupted a very strong season for the junior point guard ... A starter for five games before the injury, Howell hadn't been putting up big numbers and that was just fine with head coach Bruce Pearl ... Howell, who made his first career start against the Louisiana-Lafayette (11/27/06), is averaging 4.3 points, 1.6 assists and 1.3 rebounds per game ... But the most significant statistic for Howell has been his assist-to-turnover ratio of 2.00-to-1 ... In 437 minutes played this season Howell has turned the ball over just 18 times.

- In 263 minutes (12 games) of action since returning from the hand injury he has committed just 10 turnovers.
- Scored a career-high 11 points on 3-of-5 3-point shooting against Georgia (1/31/07).
- Last nine games is shooting 44.7 percent (17-of-38) from 3-point range.

## Hard Work Pays Off For Childress

There's a saying that goes, "The best thing about freshmen is that they become sophomores." ... That couldn't be more true for UT sophomore forward Ryan Childress ... As a true freshman last season the Cincinnati, Ohio, product averaged 1.2 points and 1.2 rebounds in 29 appearances for the Vols ... A summer of hard work resulted in him dropping 20 pounds and adding more than seven inches to his vertical leap ... That hard work in the offseason has paid huge dividends for the 6-foot-9 Childress as he is averaging

5.2 points and 3.9 rebounds.

- Childress needed just four games this season to score more points than he did all season as a freshman. He scored 43 points through UT's first four games after having 33 points in 29 games as a freshman.
- Has set or tied career highs for points (14), rebounds (11), assists (4), blocks (3) and steals (3).
- He doubled his previous career rebounding best of five when he grabbed 10 boards against Western Kentucky (11/16/06).
- Recorded his first career double-double with 13 points and 11 rebounds against Tennessee Tech (12/28/06).
- He earned his first career start against East Tennessee State (12/30/06).
- He has led the Vols in rebounding four times this season, including two of the last four games.

## Bernard King's Number 53 Retired

Tennessee retired Bernard King's No. 53 at halftime of the Vols' Feb. 13 game against Kentucky ... King became the first men's basketball player at UT to have his number retired ... Considered one of the best players in SEC history, King played at UT from 1974-77, earning first team All-America honors in each of his three seasons ... A three-time SEC Player of the Year, he led the Vols to the 1977 SEC championship with a 22-6 overall record and a 16-2 mark in the league ... The Brooklyn, N.Y., native finished his career ranking second all-time at UT with 1,962 career points and 1,004 rebounds ... Following his junior season he was drafted in the first round (seventh overall selection) by the New Jersey Nets ... During his 14-year career in the NBA he was a two-

time first team All-NBA selection, four-time NBA All-Star and finished his career with a scoring average of 22.5 points per game.

## Close Calls

Tennessee is 10-3 in games decided by 10 points or less and 5-3 in games decided by five points or fewer this season ... Three of UT's nine losses have been decided by just one possession, including two that were decided by shots in the final seconds ... Vanderbilt's Shan Foster tipped in a miss as time expired to give the Commodores an 82-81 in Nashville Jan. 10 ... Ohio State's Ron Lewis hit a 3-pointer with 11.2 seconds remaining to give the fifth-ranked Buckeyes a two-point (68-66) win in Columbus, Ohio, Jan. 13.

## Prince Joins Vols

Bruce Pearl announced Jan. 16 that J.P. Prince has enrolled at Tennessee and will join the Vols' basketball team ... A 6-foot-6 guard, Prince will be allowed to practice with the team immediately and will be eligible to play as a sophomore beginning in January 2008 ... Prince transferred to Tennessee from the University of Arizona where he made three appearances for the nationally-ranked Wildcats this season ... As a freshman last year he averaged 2.2 points, 1.9 rebounds and 1.8 assists in 28 games ... At White Station High School in Memphis he led the Spartans to a 142-12 record and three state championships (2002-04) ... He was named the Gatorade Player of the Year for the state of Tennessee as a senior in 2005 after averaging 27.0 points, 7.0 rebounds, 4.0 assists and 3.0 steals per game.

## Duke's Gesture Gives Chism First Career Start

Duke Crews had started every game for the Vols heading into the Dec. 6 game against 16th-ranked Memphis ... The morning of the game he approached coach Bruce Pearl about making a lineup change ... After reading a newspaper story about Wayne Chism and his former high school teammate Willie Kemp (who is now a starter for Memphis), Crews felt Chism deserved to start ... Since the freshman duo had evenly split minutes every game this season Pearl agreed to give Chism the start saying, "This says a lot about those two young men. It says a lot about the team building that's going on."

## Steven Pearl Honors Grunfeld

Freshman walk-on Steven Pearl realized he would need to pick a different jersey number than the No. 5 he wore in high school since Chris Lofton already had rights to that jersey ... So Pearl called longtime family friend and former UT All-America Ernie Grunfeld and asked permission to wear the same No. 22 that he wore when he played in the 1970s ... Grunfeld's response was that it was ok for Pearl to but he then jokingly added that the 6-foot-5 freshman would have to get tougher to wear the number.

## Vol Radio Network

The broadcasting tandem of "Bob and Bert" are in their eighth season of describing the action from Tennessee basketball games across the Volunteer state on the Vol Radio Network. Bob Kesling will handle the play-by-play duties while former Vol Bert Bertelkamp will serve as color analyst. The tandem can be heard on over 60 stations throughout the state of Tennessee and much of the Southeast. Nighttime coverage of the Vol Radio Network reaches portions of 28 states. Fans outside the range of the radio network may listen over the Internet via utsports.com or telephone by using TEAMLINE (1-800-846-4700).

Market	Station	Market	Station
Bristol	WOPI - AM 1490	Lewisburg	WJIM - AM 1490
Camden	WRJB - FM 98.3	Lewisburg	WJIM - FM 94.3
Chattanooga	WGOW-FM 102.3	Lexington	WBFG - FM 96.5
Clarksville	WJZM-AM 1400	Livingston	WLIV - AM 920
Cleveland	WCLE - FM 104.1	Livingston	WLIV - FM 104.7
Columbia	WKOM - FM 101.7	Manchester	WFTZ - FM 101.5
Columbia	WMCP - AM 1280	McMinnville	WAKI - AM 1230
Cookeville	WHUB - AM 1400	Memphis	KQPN - AM 730
Crossville	WCSV - AM 1490	Morristown	WCRK - AM 1150
Crossville	WOWF-FM 102.5	Murfreesboro	WBOZ - FM 104.9
Dresden	WCDZ - FM 95.1	Nashville	WLAC - AM 1510
Erwin	WEMB - AM 1420	Newport	WLK - AM 1270
Fayetteville	WYTM - FM 105.5	Oneida	WBNT - FM 105.5
Franklin	WAKM - AM 950	Paris	WTPR - AM 710
Greeneville	WIKQ - FM 103.1	Paris	WTPR - FM 101.5
Huntingdon	WVHR-FM 100.9	Portland	WQKR - AM 1270
Jackson	WDXI - AM 1310	Pulaski	WKSR - AM 1420
Johnson City	WKTP - AM 1590	Pulaski	WKSR - FM 98.3
Kingsport	WKPT - AM 1400	Savannah	WKWX - FM 93.5
Kingsport	WKOS - FM 104.9	Smithville	WJLE - AM 1480
Knoxville	WNML - AM 990	Smithville	WJLE - FM 101.7
Knoxville	WIVK - FM 107.7	Spring City	WAYA - FM 101.3
LaFollette	WQLA - FM 104.9	Union City	WENK - AM 1240
Lawrenceburg	WDXE - FM 95.9	Wartburg	WECO - FM 101.3
Lenoir City	WLIL - AM 730	Winchester	WCDT - AM 1340

## Tennessee Basketball Programming Lineup

**Tennessee Tipoff Show:** Vol Network coverage begins with this informative and entertaining show which airs 30 minutes before tipoff. Bob Kesling and Bert Bertelkamp set the stage from the game site. Network host John Wilkerson previews action around the country and the SEC.

**Game Broadcast:** Bob Kesling and Bert Bertelkamp describe the exciting play-by-play action of Tennessee basketball.

**Big Orange Scoreboard:** After each game John Wilkerson gets listeners caught up with scores, reports and updates from the SEC and around the country. The Vol Network provides an exclusive courtside interview with the player of the game as well as additional interviews from the Tennessee locker room. Bob Kesling recaps the game with a review of the final statistics.

**Bruce Pearl Show:** Following each game UT head coach Bruce Pearl gives an exclusive interview with Bob Kesling and Bert Bertelkamp.

## Bruce Pearl TV Show

Chattanooga	WTVC Ch. 9	Saturday, 1:00 p.m.
Knoxville	WBIR Ch. 10	Saturday, 1:00 p.m.
Memphis	WMC Ch. 5	Saturday, 12:00 p.m.
Nashville	WZTV Ch. 17	Saturday, 11:30 a.m.
Tri-Cities	WKPT Ch. 19	Saturday, 12:00 p.m.
Regional	Fox Sports Net	Wednesday, 1:00 p.m.
Regional	CSS	Monday, 5:00 p.m.
Regional	CSTV	Saturday, 9:00 a.m.





# TENNESSEE BASKETBALL



## We Are Marshall Hits Home For Walk-On

The movie We Are Marshall was a very personal viewing experience for sophomore walk-on Tanner Wild ... The 6-foot guard's grandparents, Emmett and Elaine Heath, were among those killed in the 1970 plane crash that claimed several members of the Marshall football team ... The Huntington, W.Va., native has seen the movie two times saying, "I thought it was very, very powerful. Before, I understood what the background was and how everything happened. When I saw how everybody reacted, it really hit me how it affected all of Huntington and all of Marshall."

## UT To Make Summer European Trip

The Tennessee basketball team will travel to the Czech Republic, Slovakia and Austria on a five-game summer tour from August 8-19, 2007 ... The Vols will play three games in Prague and one in both Bratislava and Vienna ... Vacation packages must be booked by May 1 and are available through Basketball Travelers Inc. ... Fans interested in joining the Vols can get more information about the trip at [www.basketballtravelers.com](http://www.basketballtravelers.com).

## Vols Are A Hot Ticket

In 2005-06 Tennessee's average attendance grew by more than 5,000 fans per game to 17,954 — the fifth-highest average in the nation ... This year UT sold more than 13,100 season basketball tickets which is an increase of more than 4,000 season tickets from 2005-06 ... Tennessee's season ticket sales were the best they have been since the first year Thompson-Boling Arena opened when the Vols averaged a school record 20,823 fans.

## Vols Setting Records For TV Appearances

Twenty-six of Tennessee's 31 regular season games were televised ... 13 of the appearances were on national television, the most in school history ... The Vols' previous high for national television appearances was seven in 2000-01 ... UT played 10 games on the ESPN family of networks, two games on CBS and one on ABC ... Lincoln Financial Sports (formerly known as Jefferson Pilot Sports) regionally televised seven of the Vols' games, Fox Sports Net showed four games and CSS televised two games.

## Tennessee In The Polls

Tennessee is currently receiving votes in the Associated Press Poll ... UT was ranked 24th by ESPN/USA Today and 25th by the Associated Press in the preseason... It was the first time since the 2000-01 season when UT was ranked ninth by the Associated Press to open a campaign.

Date	Associated Press	ESPN/USA Today
Preseason	25th	24th
Nov. 13	25th	24th
Nov. 20	22nd	21st
Nov. 27	rv	rv
Dec. 4	rv	rv
Dec. 11	rv	rv
Dec. 18	rv	rv
Dec. 25	21st	rv
Jan. 1	19th	25th
Jan. 8	16th	20th
Jan. 15	22nd	24th

Jan. 22	rv	rv
Jan. 29	rv	--
Feb. 5	rv	--
Feb. 12	rv	--
Feb. 19	rv	--
Feb. 26	rv	--
March 5	22nd	rv

## Two Sign In Early Period

On the first day of the early signing period Cameron Tatum and Brian Williams signed national letters of intent to play basketball at the University of Tennessee beginning with the 2007-08 season.

- Tatum, a versatile 6-foot-5, 190-pound wing from Patterson Prep in Lenoir, N.C., can put the ball on the floor and create, hit the 3-pointer or take the ball to the rim ... Rated as a four-star prospect and the No. 13 shooting guard in the nation by Rivals.com, he averaged 21 points and 7.7 rebounds as a senior at Tucker High School in Tucker, Ga.
- A 6-9, 300-pound post player at Harmony Community Prep in Cincinnati, Williams will give the Vols much needed depth and size in the paint ... A player with exceptional hands, good feet and a soft shooting touch, he attended Christopher Columbus High School in Bronx, N.Y., before going to Harmony Prep where he was a teammate of current Vols freshman Josh Tabb.

## Freshmen Starters

Two true freshmen (Duke Crews and Ramar Smith) were in the starting lineup for Tennessee's season-opener against Middle Tennessee ... It was the first time since 2002-03 and the fourth time in the last 10 years that a pair of true freshmen were opening day starters ... Tennessee also had multiple freshmen in the opening day lineup in 2002-03 (C.J. Watson and Stanley Asumnu), 2001-02 (Derek Stribling and Elgrace Wilborn) and in 1996-97 (C.J. Black, Charles Hathaway and Cornelius Jackson).

## Early Bird Gets The Worm

Tennessee got its earliest start to a season in school history when the Vols hosted Middle Tennessee on Nov. 10 ... The previous record for earliest start came in the 1998-99 season when the Vols opened the regular season on Nov. 13 against Arizona ... UT was also one of the first teams to play an exhibition game this year, playing LeMoyne-Owen on Oct. 31 — the first date the NCAA allowed teams to play exhibition games.

## Preseason Honors & Predictions

### Team Predictions

Lindy's Basketball	2nd/SEC East
SEC Media	3rd/SEC East
Athlon Sports	3rd/SEC East
Street & Smith's	3rd/SEC East
The Sporting News	3rd/SEC East
Blue Ribbon	3rd/SEC East
Basketball Time In TN	3rd/SEC East

### Individual Predictions

Chris Lofton

- First Team All-America (*Street & Smith's*)
- Second Team All-America (*Blue Ribbon*)
- Second Team All-America (Jay Bilas)
- Third Team All-America (Rivals.com)
- Third Team All-America (*Dick Vitale*)
- First Team All-SEC (SEC Coaches)
- First Team All-SEC (SEC Media)
- First Team All-SEC (*Blue Ribbon*)
- First Team All-SEC (CBS Sportline.com)
- First Team All-SEC (*Sporting News*)
- First Team All-SEC (*Athlon*)
- First Team All-SEC (*Lindy's*)
- First Team All-SEC (*Street & Smith's*)
- SEC Top Shooter (*Lindy's*)
- SEC Best Shooter (*Sporting News*)
- SEC Best Shooter (*Street & Smith's*)
- No. 1 Shooting Guard in the Nation (*Lindy's*)
- Top Shooter Nationally (*Lindy's*)
- No. 3 Shooter in the Nation (*Athlon*)
- No. 2 Shooting Guard in the Nation (*Sporting News*)
- SEC Most Underrated (*Sporting News*)

Duke Crews

- SEC Newcomer of the Year (*Lindy's*)
- SEC Newcomer of the Year (*Athlon*)
- SEC Newcomers NBA Prospect (*Lindy's*)
- SEC Top Impact Newcomer (*Sporting News*)
- SEC Top Impact Freshman (*Street & Smith's*)
- Top 100 Freshmen (*Street & Smith's*)

Wayne Chism

- SEC Newcomers Best Rebounder (*Lindy's*)
- SEC Top Impact Newcomer (*Sporting News*)
- Top 100 Freshmen (*Street & Smith's*)

Ramar Smith

- SEC Newcomer of the Year (*Blue Ribbon*)
- SEC Newcomers Best Playmaker/Passer (*Lindy's*)
- Top 100 Freshmen (*Street & Smith's*)



# TENNESSEE BASKETBALL



## Last Time A Tennessee Player...

**Scored 40 Points:** 43 by Allan Houston vs. LSU (2/10/1990)

**Scored 35 Points:** 35 by Chris Lofton vs. Texas (12/23/2006)

**Scored 30 Points:** 31 by Chris Lofton at Arkansas (2/24/2007)

**Scored 25 Points:** 31 by Chris Lofton at Arkansas (2/24/2007)

**Scored 30 Or More Points In Back-To-Back Games:** Chris Lofton with 34 vs. Memphis (12/6/2006) and 32 vs. Western Kentucky (12/16/2006)

**Grabbed 20 Rebounds:** 21 by Steve Hamer vs. Alabama (3/7/1996)

**Grabbed 15 Rebounds:** 15 by Vincent Yarbrough at Arkansas (2/7/2001)

**Made 15 Field Goals:** 15 (15-19) by Dyron Nix vs. Tennessee Tech (11/25/1988)

**Made 10 Field Goals:** 10 (11-19) by Chris Lofton at Arkansas (2/24/2007)

**Attempted 25 Field Goals:** 27 (14-27) by Allan Houston vs. LSU (2/10/1990)

**Attempted 20 Field Goals:** 22 (6-22) by Chris Lofton vs. Alabama (2/21/2007)

**Made 8 3-pointers:** 9 (9-12) by Chris Lofton at Georgia (2/11/2006)

**Made 7 3-pointers:** 7 (7-16) by Chris Lofton vs. Texas (12/23/2006)

**Made 6 3-pointers:** 6 (6-12) by Chris Lofton at Auburn (1/17/2007)

**Attempted 15 3-pointers:** 7 (7-16) by Chris Lofton vs. Texas (12/23/2006)

**Attempted 10 3-pointers:** 12 (4-12) by Chris Lofton at Arkansas (2/24/2007)

**Made 15 Free Throws:** 15 (15-19) by Ron Slay vs. New Mexico (1/4/2003)

**Made 10 Free Throws:** 13 (13-13) by Chris Lofton vs. East Tennessee State (12/30/2006)

**Attempted 20 Free Throws:** 23 (22-23) by Bill Justus vs. Ohio (3/17/1969)

**Attempted 15 Free Throws:** 15 (12-15) by Ron Slay vs. Alabama (2/22/2003)

**Had 15 Assists:** 15 by Fred Jenkins vs. Georgia (2/28/1987)

**Had 10 Assists:** 10 by C.J. Watson vs. Nebraska (12/30/2004)

**Had 6 Steals:** 6 by JaJuan Smith vs. Alabama (2/21/2007)

**Had 5 Steals:** 5 by Dane Bradshaw at Georgia (3/3/2007)

**Had 5 Blocks:** 5 by Major Wingate vs. Wichita State (3/18/2006)

**Played Every Minute Of A Game:** 40 minutes by C.J. Watson vs. Auburn (3/14/2003)

**Converted A 4-Point Play:** JaJuan Smith vs. North Carolina (11/24/2006)

**Hit A Shot As Time Expires To Send A Game To Overtime:** Terrence Woods hit a 27-foot 3-pointer as time expired to tie the game 63-63. Tennessee won 68-67 in overtime at South Carolina (2/27/2001)

**Hit A Shot As Time Expires To Win A Game:** Chris Lofton drilled a shot from the corner with four-tenths of a second left to beat Winthrop in the first round of the NCAA Tournament (3/16/06).

**Hit A Last-Second Shot To Win A Game:** Dane Bradshaw tipped-in a Ramar Smith miss with 1.9 seconds left to give the Vols a 79-77 win over 15th-ranked Oklahoma State (12/18/06).

**Had A Triple-Double:** Never

## Last Time Tennessee...

**Scored 110 Points:** 111 vs. Texas (12/23/2006)

**Scored 105 Points:** 111 vs. Texas (12/23/2006)

**Scored 100 Points:** 101 vs. Tennessee Tech (12/28/2006)

**Allowed 100 Points:** 105 vs. Texas (12/23/2006)

**Scored 60 Points in a Half:** 64 (2nd half) vs. Auburn (2/15/2005)

**Did Not Score 20+ Points in a Half:** 19 (2nd half) vs. Butler (11/22/2006)

**Grabbed 55 Rebounds:** 57 vs. The Citadel (12/17/2003)

**Grabbed 50 Rebounds:** 50 vs. Memphis (12/6/2006)

**Made 40 Field Goals:** 40 (40-68) vs. Austin Peay (11/27/2000)

**Attempted 90 Field Goals:** 91 (38-91) vs. LSU (2/10/1990)

**Attempted 80 Field Goals:** 81 (27-81) vs. Alabama (2/21/2007)

**Attempted 75 Field Goals:** 81 (27-81) vs. Alabama (2/21/2007)

**Made 15 3-pointers:** 15 (15-31) vs. North Carolina (11/24/2006)

**Made 10 3-pointers:** 11 (11-26) at Georgia (3/3/2007)

**Attempted 35 3-pointers:** 35 (10-35) at Arkansas (2/24/2007)

**Attempted 30 3-pointers:** 35 (10-35) at Arkansas (2/24/2007)

**Made 45 Free Throws:** 45 (45-60) vs. George Washington (12/28/2000)

**Made 40 Free Throws:** 45 (45-60) vs. George Washington (12/28/2000)

**Attempted 55 Free Throws:** 60 (45-60) vs. George Washington (12/28/2000)

**Had 25 Assists:** 25 vs. Kentucky (2/13/2007)

**Had 20 Steals:** 22 vs. American-Puerto Rico (12/21/1999)

**Had 15 Steals:** 18 vs. Alabama (2/21/2007)

**Had 12 Blocks:** 14 vs. Virginia (12/19/2000)

**Overcame a 15-Point Halftime Deficit:** Trailed 35-50 at halftime, won 111-105 in overtime vs. Texas (12/23/2006)

**Overcame a 10-Point Halftime Deficit:** Trailed 35-50 at halftime, won 111-105 in overtime vs. Texas (12/23/2006)

**Did Not Make A 3-Pointer:** 0 (0-16) vs. Wofford (2/1/1997)  
*315 consecutive games since*

**Had Six Players Scored In Double Figures In Same Game:** Chris Lofton (25), JaJuan Smith (19), C.J. Watson (18), Andre Patterson (15), Major Wingate (12), Stanley Asumnu (10) vs. Auburn (2/15/2006).

**Had Seven Players Scored In Double Figures In Same Game:** Vincent Yarbrough (18), Charles Hathaway (12), Harris Walker (12), Marcus Haislip (12), Isaiah Victor (11), Tony Harris (11), Terrence Woods (11) vs. East Tennessee State (11/19/2000)

**Had Two Players Record Double-Doubles In Same Game:** Ryan Childress (13 points, 11 rebs) and Duke Crews (10 pts, 10 rebs) vs. Tennessee Tech (12/28/2006)

**Opponent Did Not Have A Player Score in Double Figures:** vs. Murray State (12/1/2006)

**Had Three Players Score 20+ Points in Same Game:** Vincent Yarbrough (26), Marcus Haislip (20), Ron Slay (20) vs. Florida (1/9/2002)



## Bruce Pearl

### Head Coach

What Bruce Pearl has accomplished in two years at the University of Tennessee is unprecedented.

In 13 years as a head coach before climbing to the top of The Hill on the Tennessee campus, Pearl won a national championship at Division II Southern Indiana and having led UW-Milwaukee to the Sweet 16 of the NCAA Tournament. But when he came to Tennessee he was faced with challenge of winning in the Southeastern Conference — the toughest conference in the nation.

In those two years he has won an SEC Eastern Division title, posted back-to-back 20-win seasons, won 22 league games, defeated nine nationally-ranked teams, led UT to its first undefeated season at home in more than 30 years and has seen attendance grow by more than 7,000 fans per game at Thompson-Boling Arena.

The 2006 SEC and national coach of the year has a 44-17 record in his second year at Tennessee and 361-101 in his 15th season as a head coach. Pearl has directed 14 of his 15 teams to 20-win seasons a they have received 12 NCAA Tournament invitations.

In just two seasons, Pearl has elevated the Tennessee basketball program among the nation's elite.

### Honored For His Success

After leading Tennessee to a 22-8 overall record, an SEC Eastern Division championship and a No. 2 seed in the NCAA Tournament, Pearl was named the 2006 Associated Press SEC Coach of the Year and was named the national coach of the year by *The Sporting News*. Pearl has earned league coach of the year honors six times at Southern Indiana, UW-Milwaukee and Tennessee.

### Can I Get A Witness?

Tennessee has ranked in the Top Five nationally in attendance in each of Bruce Pearl's two seasons in Knoxville ... In 2005-06 UT's enjoyed to largest increase in attendance in the nation (5,504 per game) to rank fifth nationally with an average of 17,954 ... Attendance continued to grow in his second season as the Vols rank fourth nationally with 19,661 per game ... It is the second-largest average attendance in school history ... In the two years that Pearl has been at Tennessee, attendance has grown by 7,211 per game.

### SEC Success

No team in the Southeastern Conference has a winning record against Tennessee since Bruce Pearl was named head coach of the Vols ... Pearl has at least one win against every SEC team in his two years in Knoxville ... He has winning records against Georgia (4-0), Mississippi State (2-0), Florida (3-1), Vanderbilt (3-1), South Carolina (3-2) and has a .500 record against Kentucky (2-2), Alabama (1-1), Arkansas (1-1), Auburn (1-1), LSU (1-1) and Mississippi (1-1).

### More SEC Success

Tennessee's 22 SEC wins over the last two seasons are the second-most in the conference over that period ... The Vols have finished with the second-best record in the entire SEC in both of Bruce Pearl's two years at Tennessee ... In 2005-06 the Vols won the SEC East with a 12-4 conference mark and then posted a 10-6 league mark that tied for second in the East and in the overall league standings ... Only 2006 NCAA Champion Florida (23 SEC wins) have won more league games over the last two seasons.

### Pearls Endow Scholarship In Bradshaw's Name

Bruce and Kim Pearl announced Feb. 27 a \$100,000 donation to endow a scholarship in the name of senior basketball player Dane Bradshaw ... The Dane Bradshaw Athletic Scholarship Endowment will be awarded to the male or female student-athlete at the University of Tennessee who best epitomizes the characteristics of the Memphis native ... Bradshaw has inspired the Pearl family as well as the entire Tennessee basketball program with his commitment to academic achievement, athletic excellence, hard work, team leadership and his personal faith.

### Giving Back

Pearl is one of the most popular speakers in the state, speaking to hundreds of student groups, civic organizations and clubs throughout Knoxville and the state of Tennessee each year. He is also known for standing on a chair at University Center cafeteria during the lunch hour to gain student support for the team.

### We Are Family

Being part of the Tennessee family is important as he works tirelessly to promote all sports at Tennessee ... He asks his players to support the other teams at UT as those teams support basketball ... At a Lady Vols basketball game he joined five of his players as they painted their chests and cheered from the student section ... After Lady Vols' coach Pat Summitt returned the favor at a men's game later in the season Pearl said, "It's a pretty strong family here. How can you lose when you've got that kind of family support?"

### He's Got Rank

At a speaking engagement in Chris Lofton's hometown of Maysville, Ky., Pearl was presented with a key to the city and was presented a certificate making him a Kentucky Colonel.

### What They Say About Pearl...

"Bruce has done well and succeeded on every level. He's done it with enthusiasm, passion and a system and style that really attracts players."

— Clark Kellogg, CBS

"I am not sure there are many coaches out there that are more energetic than Bruce Pearl. He came in here and really energized this Tennessee program. He gave them the belief that they could and would win and then recruited on top of that. I think there are great things to come for this Tennessee program."

— Jay Bilas, ESPN

"He is an easy guy to play for. He lets you do what you do best. He has motivated me to be a better all-around player, not just a shooter. I'd tell all of the great players to come to the University of Tennessee to play for Coach Pearl."

— Chris Lofton, 2006 Second Team All-America

"He knows how to put players in position to succeed as an individual and as a team. He makes all of us believe that the more success the team has, the more individuals will get recognized."

— Dane Bradshaw, Senior Guard/Forward

"He's a player's coach. He does everything in his power to make sure your experience off the court is as good as your experience on the court. That was all I needed to know about him."

— Duke Crews, Freshman Forward

"Coach Pearl gets all the credit for my success because he turned me into the player I've become. He was the one who got me to attack the basket and allowed me to play more aggressive."

— C.J. Watson, 2006 2nd Team All-SEC

"When you are around the man you see why he is so successful."

— Steve Lavin, ESPN


The Pearl File					
Year	School	Overall	Conference	Postseason	
1992-93	Southern Indiana	22-7 .759	14-4 .788	NCAA II Tournament (1-1)	
1993-94	Southern Indiana	28-4 .875	16-2 .889	NCAA II Tournament (4-1) <i>National Runner-up</i>	
1994-95	Southern Indiana	29-4 .879	15-3 .833	NCAA II Tournament (6-0) <i>National Champion</i>	
1995-96	Southern Indiana	25-4 .862	18-2 .900	NCAA II Tournament (1-1) <i>Sweet 16</i>	
1996-97	Southern Indiana	23-5 .821	16-4 .800	NCAA II Tournament (0-1)	
1997-98	Southern Indiana	27-6 .818	14-5 .736	NCAA II Tournament (1-1) <i>Sweet 16</i>	
1998-99	Southern Indiana	26-6 .813	18-4 .818	NCAA II Tournament (2-1) <i>Sweet 16</i>	
1999-00	Southern Indiana	25-6 .806	17-3 .850	NCAA II Tournament (1-1) <i>Sweet 16</i>	
2000-01	Southern Indiana	26-4 .867	18-2 .900	NCAA II Tournament (0-1)	
2001-02	UW-Milwaukee	16-13 .552	11-5 .688		
2002-03	UW-Milwaukee	24-8 .750	13-3 .813	NCAA Tournament (0-1)	
2003-04	UW-Milwaukee	20-11 .645	13-3 .813	National Invitation Tournament (1-1)	
2004-05	UW-Milwaukee	26-6 .813	14-2 .875	NCAA Tournament (2-1) <i>Sweet 16</i>	
2005-06	Tennessee	22-8 .733	12-4 .750	NCAA Tournament (1-1)	
2006-07	Tennessee	22-9 .710	10-6 .625		
Totals	14 seasons	361-101 .781		NCAA Tournament (19-12)	
<b>at Tennessee:</b> 44-17 (2nd year) <b>at UW-Milwaukee:</b> 86-38 (4 years) <b>at Southern Indiana:</b> 231-46 (9 years)					

**Bradshaw Recently**

Named the captain of SI.com's eighth annual All-Glue team ... One of the most versatile players in the nation, was recruited to play point guard at UT but spends considerable time playing as an undersized power forward ... A leader on and off the court ... Ranks ninth on UT's career charts with 364 career assists ... 60 steals this season are tied for sixth on UT's single-season charts ... Has played in 13 career games which ranks 13th in school history ... Ranks ranks second in the SEC in assist-to-turnover ratio (2.60) and fourth in steals (1.94) and seventh in assists (4.61) ... Has led the Vols in assists in 19 of their 31 games this season ... Leads the team in assists (143) and is second in steals (60) and fourth in blocks (13) ... Bruce and Kim Pearl have endowed a scholarship in his name to recognize what he has meant to the Tennessee program ... Celebrated Senior Day with 10 points, six rebounds, five assists and two steals in UT's upset of fifth-ranked Florida (2/27/07) ... Made his first career start at the point guard position against East Tennessee State (12/30/06) — all other starts have been at power forward ... Tip-in with 1.9 seconds left in the game lifted Vols to 79-77 win over previously unbeaten and 15th-ranked Oklahoma State (12/18/06) ... Has three career game-winning baskets, he scored the game winning basket in both games against Florida last season ... Recorded a career-high nine assists against Coppin State (11/19/06).

**Noting Bradshaw**

Earned his bachelor's degree in communications in just three years and is currently taking graduate level courses in sports management ... Named to the 2005-06 Southeastern Conference Winter Academic Honor Roll ... Played the second half of the 2005-06 season with a wrist injury that required surgery immediately following the season ... Received the Team Before Self Award after playing much of the season with the injury ... Tennessee's top returner in rebounds (5.4), assists (116) and blocked shots (11) ... Assist/turnover ratio of 2.76 led the Southeastern Conference in 2005-06 ... Had a streak of 181 minutes (seven games) without a turnover in 2006 ... Models his game after Jason Kidd ... Teammates say that he looks like Superman ... Has had his high school jersey retired ... The youngest of four children, each of which have played basketball on the collegiate level ... In a poll of the Vols, was voted the hardest worker and the most competitive player on the team ... Lists Mother Teresa as the most famous person he has met ... A rabid Philadelphia Eagles football fan ... Favorite unofficial coach is Bud Ford.



Season/Career Highs	
<b>Points</b>	
Season	12 Two times; last vs. Murray State (12/1/06)
Career	21 at Memphis (1/18/06)
<b>Rebounds</b>	
Season	9 vs. Memphis (12/6/06)
Career	12 Two times; last vs. Vanderbilt (2/1/06)
<b>Assists</b>	
Season	9 Three times; last vs. Kentucky (2/13/07)
Career	Same
<b>Blocks</b>	
Season	2 Three times; last vs. No. Carolina (11/24/06)
Career	3 vs. Appalachian State (12/6/05)
<b>Steals</b>	
Season	5 Three times; last at Georgia (3/3/07)
Career	5 Five times; last at Georgia (3/3/07)
<b>Field Goals Made</b>	
Season	5 Two times; last at Ohio State (1/13/07)
Career	9 at Memphis (1/18/06)
<b>Field Goals Attempted</b>	
Season	14 vs. Memphis (12/6/06)
Career	Same
<b>3-Pt Field Goals Made</b>	
Season	3 vs. East Tennessee State (12/30/06)
Career	3 Two times; last vs. ETSU (12/30/06)
<b>3-Pt Field Goals Attempted</b>	
Season	4 Four times; last at Mississippi (1/24/07)
Career	6 at Florida (2/22/06)
<b>Free Throws Made</b>	
Season	4 vs. Middle Tennessee (11/10/06)
Career	7 vs. East Tennessee State (11/18/05)
<b>Free Throws Attempted</b>	
Season	7 vs. Middle Tennessee (11/10/06)
Career	8 vs. East Tennessee State (11/18/05)
<b>Minutes</b>	
Season	36 Two times; last at Mississippi (1/24/07)
Career	Same

**2006-07 Game-By-Game**

	Start	FG-A	3P-A	FT-A	Reb	PF	TP	A	TO	BK	S	Min	
Nov. 10	Middle Tennessee	f	4-7	0-1	4-7	1-6-7	1	12	5	2	2	3	28
Nov. 13	1-Fordham	f	2-4	1-2	1-5	1-2-3	3	6	3	0	1	2	24
Nov. 14	1-UNC Wilmington	f	0-4	0-2	0-0	0-3-3	2	0	2	3	1	2	22
Nov. 19	Coppin State	f	3-3	1-1	1-3	2-4-6	1	8	9	4	1	1	20
Nov. 22	1-Butler	f	1-5	0-3	2-2	1-4-5	2	4	0	2	2	0	31
Nov. 24	1-North Carolina	f	4-7	1-2	1-3	2-0-2	3	10	7	2	2	5	27
Nov. 27	at La.-Lafayette	f	2-7	1-3	2-2	1-1-2	1	7	6	2	0	5	29
Dec. 1	Murray State	f	4-6	2-3	2-4	1-3-4	4	12	5	0	0	2	19
Dec. 6	Memphis	f	5-14	0-4	1-2	3-6-9	2	11	1	2	1	1	34
Dec. 16	Western Kentucky	f	2-4	0-0	2-4	0-0-0	2	6	3	2	0	3	23
Dec. 18	2-Oklahoma State	f	3-9	0-2	1-2	2-2-4	2	7	5	1	0	3	22
Dec. 23	Texas	f	1-6	0-2	1-2	0-4-4	1	3	6	1	0	0	24
Dec. 28	Tennessee Tech	f	3-5	0-2	1-2	2-5-7	4	7	9	1	1	1	29
Dec. 30	East Tennessee State	g	3-6	3-4	1-2	0-4-4	4	10	3	2	0	1	28
Jan. 7	Mississippi State	f	2-5	2-4	3-4	1-4-5	3	9	6	3	0	3	34
Jan. 10	at Vanderbilt	f	1-3	0-0	0-2	1-3-4	1	2	8	1	1	1	36
Jan. 13	at Ohio State	f	5-8	1-1	0-0	1-1-2	3	11	0	1	0	3	30
Jan. 17	at Auburn	f	3-5	1-2	2-2	2-3-5	4	9	7	2	1	2	35
Jan. 20	South Carolina	f	0-4	0-1	0-0	1-2-3	0	0	7	0	0	2	29
Jan. 24	at Ole Miss	f	2-7	2-4	2-2	0-5-5	1	8	7	4	0	2	36
Jan. 28	at Kentucky	f	0-2	0-1	0-1	0-4-4	2	0	2	1	0	0	28
Jan. 31	Georgia	f	0-4	0-3	3-4	0-3-3	3	3	5	5	0	0	32
Feb. 3	at Florida	f	2-9	1-3	2-2	0-3-3	4	7	6	1	0	3	29
Feb. 6	LSU	f	1-9	0-3	2-4	2-6-8	2	4	0	1	0	2	28
Feb. 10	Vanderbilt	f	0-2	0-1	0-0	1-3-4	2	0	7	2	0	1	26
Feb. 13	Kentucky	f	0-5	0-1	0-0	2-1-3	4	0	9	2	0	1	27
Feb. 17	at South Carolina	f	1-4	0-0	0-0	1-1-2	0	2	1	2	0	1	25
Feb. 21	Alabama	f	0-4	0-1	0-0	3-2-5	2	0	2	0	0	1	21
Feb. 24	at Arkansas	f	1-5	1-4	0-0	1-1-2	4	3	3	0	0	2	23
Feb. 27	Florida	f	3-3	1-1	3-4	2-4-6	3	10	5	2	0	2	26
March 3	at Georgia	f	1-4	0-2	2-4	0-3-3	2	4	4	4	0	5	30
March 8	3-LSU												

1-NIT Season Tip-Off; 2-at the Gaylord Entertainment Center (Nashville, Tenn.); 3-Southeastern Conference Tournament (Atlanta, Ga.)

**Career Statistics**


Year	GP-GS	Min	Avg	FG-A	Pct	3FG-A	Pct	FT-A	Pct	Off-Def-Rebs	Avg	PF-FO	Ast	TO	Blk	Stl	Pts	Avg
2004	29-5	439	15.1	35-84	.417	6-27	.222	24-41	.585	9-53-62	2.1	61-1	48	41	4	15	100	3.4
2005	30-8	521	17.4	32-80	.400	6-23	.261	19-33	.576	11-57-68	2.3	60-1	57	37	5	24	89	3.0
2006	30-30	820	27.3	77-188	.410	20-74	.270	39-67	.582	45-117-162	5.4	82-0	116	42	11	56	213	7.1
2007	31-31	855	27.6	59-170	.347	18-63	.286	39-69	.565	34-93-127	4.1	72-0	143	55	13	60	175	5.6
Total	120-74	2635	22.0	203-522	.389	50-187	.267	121-210	.576	99-320-419	3.5	275-2	364	175	33	155	577	4.8

**Childress Recently**

Has led the Vols in rebounding in two of their last four games ... Has made a 3-pointer in seven of the last nine games ... Has more than quadrupled his scoring output from last season, scoring 162 points in his 31 games this season after scoring just 36 points in 29 contests as a freshman last season ... Averaging 5.2 points per game coming off the bench ... Is averaging 3.9 rebounds per game this season after only averaging 1.2 rpg his freshman season ... Made his first career start against East Tennessee State (12/30/06), registering a career-high three blocked shots ... Garnered his first career double-double against Tennessee Tech (12/28/06) scoring 13 points and grabbing 11 rebounds ... Already this season he has set or tied career marks for points, rebounds, assists, blocks and steals ... Grabbed a career-high 10 rebounds, tied a career-high with two steals and scored seven points against Western Kentucky (12/16/06) ... Recorded a career-high 14 points against UNC Wilmington (11/14/06) ... Had then career-marks for points (10) and rebounds (5) in just 17 minutes of action against Middle Tennessee (11/10/06).

**Noting Childress**

Worked hard in the weight room during the summer, shedding 20 pounds and adding seven inches to his vertical jump ... One of three scholarship players on the roster that is taller than 6-foot-5 ... Half of his rebounds (18 of 36) came at the offensive end of the court last season ... Favorite all-time NBA player is former Chicago Bull Bill Wennington ... Models his game after Bill Laimbeer ... Describes his style of play as “physical” ... Says that the thing that surprised him the most about Tennessee was how good the sweet tea is ... Averaged 16.0 points and 8.7 rebounds per game while leading the Crusaders to a 22-4 record and the Division I state Final Four as a senior ... Helped the Crusaders win a state championship as a sophomore ... Finished his career as the all-time winningest player in Moeller history.



**2006-07 Game-By-Game**

	Start	FG-A	3P-A	FT-A	Reb	PF	TP	A	TO	BK	S	Min	
Nov. 10	Middle Tennessee	3-8	0-2	4-5	2-3-5	0	10	1	1	0	0	17	
Nov. 13	1-Fordham	3-5	1-2	2-2	3-1-4	1	9	0	1	0	2	16	
Nov. 14	1-UNC Wilmington	6-9	1-3	1-4	4-1-5	3	14	0	4	2	1	18	
Nov. 19	Coppin State	4-5	0-1	2-4	0-2-2	2	10	4	2	0	0	18	
Nov. 22	1-Butler	0-0	0-0	1-2	0-4-4	2	1	0	2	0	1	12	
Nov. 24	1-North Carolina	0-3	0-1	0-0	0-2-2	1	0	0	0	0	0	13	
Nov. 27	at La.-Lafayette	1-4	0-2	0-2	3-1-4	2	2	0	0	0	1	11	
Dec. 1	Murray State	3-6	1-2	0-0	3-2-5	2	7	0	2	1	0	16	
Dec. 6	Memphis	0-1	0-0	0-0	1-0-1	1	0	0	0	1	0	6	
Dec. 16	Western Kentucky	2-4	1-1	2-2	5-5-10	0	7	3	2	1	2	22	
Dec. 18	2-Oklahoma State	1-6	0-3	0-0	0-1-1	1	2	0	0	0	0	17	
Dec. 23	Texas	1-2	0-1	0-0	0-6-6	4	2	2	0	0	0	16	
Dec. 28	Tennessee Tech	5-6	0-1	3-6	4-7-11	4	13	1	1	1	2	18	
Dec. 30	East Tennessee State	f	2-8	0-1	2-3	3-2-5	1	6	4	1	3	0	23
Jan. 7	Mississippi State	3-5	2-4	0-0	0-2-2	2	8	0	0	1	1	21	
Jan. 10	at Vanderbilt	2-6	1-2	0-1	1-3-4	1	5	1	2	0	0	14	
Jan. 13	at Ohio State	1-7	1-3	1-2	1-3-4	1	4	1	0	0	0	14	
Jan. 17	at Auburn	1-1	0-0	1-4	1-0-1	0	3	0	2	2	0	8	
Jan. 20	South Carolina	0-1	0-0	3-4	0-1-1	0	3	1	1	1	0	10	
Jan. 24	at Ole Miss	0-1	0-1	0-0	1-0-1	1	0	0	0	0	1	14	
Jan. 28	at Kentucky	1-3	0-1	0-0	0-2-2	1	2	0	0	0	2	16	
Jan. 31	Georgia	2-4	0-1	1-3	1-3-4	2	5	2	1	0	1	15	
Feb. 3	at Florida	2-5	1-3	2-2	0-0-0	2	7	0	1	0	0	18	
Feb. 6	LSU	3-6	1-3	1-2	2-3-5	2	8	0	1	0	3	12	
Feb. 10	Vanderbilt	3-6	1-3	2-4	3-4-7	0	9	2	1	1	1	18	
Feb. 13	Kentucky	1-2	1-2	0-0	1-1-2	1	3	0	1	0	1	13	
Feb. 17	at South Carolina	2-3	1-2	2-3	0-5-5	1	7	0	2	0	0	18	
Feb. 21	Alabama	1-4	0-2	0-0	4-3-7	0	2	2	0	0	1	23	
Feb. 24	at Arkansas	1-5	1-3	0-0	4-3-7	1	3	1	2	0	1	17	
Feb. 27	Florida	3-3	0-0	1-3	1-2-3	1	7	1	0	0	0	18	
March 3	at Georgia	1-4	1-2	0-0	0-2-2	2	3	0	1	0	1	10	
March 8	3-LSU												

1-NIT Season Tip-Off; 2-at the Gaylord Entertainment Center (Nashville, Tenn.); 3-Southeastern Conference Tournament (Atlanta, Ga.)

**Season/Career Highs**

<b>Points</b>
Season 14 vs. UNC Wilmington (11/14/06)
Career Same
<b>Rebounds</b>
Season 11 vs. Tennessee Tech (12/28/06)
Career Same
<b>Assists</b>
Season 4 Two times; last vs. East Tennessee State (12/30/06)
Career Same
<b>Blocks</b>
Season 3 vs. East Tennessee State (12/30/06)
Career Same
<b>Steals</b>
Season 3 vs. LSU (2/6/07)
Career Same
<b>Field Goals Made</b>
Season 6 vs. UNC Wilmington (11/14/06)
Career Same
<b>Field Goals Attempted</b>
Season 9 vs. UNC Wilmington (11/14/06)
Career Same
<b>3-Pt Field Goals Made</b>
Season 2 vs. Mississippi State (1/7/07)
Career Same
<b>3-Pt Field Goals Attempted</b>
Season 4 vs. Mississippi State (1/7/07)
Career 4 Two times; last vs. Mississippi State (1/7/07)
<b>Free Throws Made</b>
Season 4 vs. Middle Tennessee (11/10/06)
Career Same
<b>Free Throws Attempted</b>
Season 6 vs. Tennessee Tech (12/28/06)
Career Same
<b>Minutes</b>
Season 23 Two times; last vs. Alabama (2/21/07)
Career Same

**Career Statistics**


Year	GP-GS	Min	Avg	FG-A	Pct	3FG-A	Pct	FT-A	Pct	Off-Def-Rebs	Avg	PF-FO	Ast	TO	Blk	Stl	Pts	Avg
2006	29-0	172	5.9	9-26	.346	2-9	.222	16-23	.696	18-18-36	1.2	33-1	15	12	2	4	36	1.2
2007	31-1	482	15.5	58-133	.436	15-52	.288	31-58	.534	48-74-122	3.9	42-0	26	31	14	22	162	5.2
Total	60-1	654	10.9	67-159	.421	17-61	.279	47-81	.580	66-92-158	2.6	75-1	41	43	16	26	198	3.3

**Chism Recently**

Has blocked 11 shots in his last six games after blocking nine in his first 25 contests this year ... Over his last nine games he has recorded career-highs for points (19), rebounds (12), assists (4), blocks (3), steals (3) and minutes (28) ... Leads the team with 5.5 rebounds per game despite playing 19.6 minutes per game ... Leads all SEC freshmen with 5.5 rebounds ... In nine games against ranked opponents he averages 11.4 points and 5.3 rebounds while shooting 52.7 percent from the field and 46.4 percent from 3-point range ... Shooting 32-of-49 from the free throw line his last 18 games ... The first Vol off the bench in 15 of the Vols' 31 games and a starter in 14 contests ... Was named the SEC Freshman of the Week (Feb. 12) after he had a career-high 12 rebounds to go with 17 points in recording his third career double-double against 23rd-ranked Vanderbilt (2/10/07) ... Helped hold LSU's Glen Davis to his lowest scoring output in 72 games when he held him to five points on 2-of-10 shooting ... Poured in a career-high 19 points at Florida (2/3/07) ... Had 14 points and 10 rebounds against South Carolina (1/20/07) ... Earned his first career start against 16th-ranked Memphis (12/6/06) ... With 11 points and 11 rebounds against Coppin State (11/19/06), he became the first Tennessee freshman to record a double-double since Vincent Yarbrough had 22 points and 11 rebounds against Georgia on Jan. 20, 1999.

**Noting Chism**

Named Best Rebounder of the SEC Newcomers by *Lindy's ... The Sporting News* called him the SEC's Top Impact Newcomer ... Timed as the fourth-fastest player and the fastest post player on the team in a 40-yard sprint ... Rivals.com four-star prospect and No. 34 overall player in the nation among the Class of 2006 ... Tennessee Mr. Basketball finalist ... McDonald's All-America nominee ... Participated in the 2006 Derby Classic in Louisville, Ky. ... Averaged 16.1 points and 10.6 rebounds as a senior ... Favorite pregame meal is chicken nuggets ... Models his game after Tim Duncan ... Says people think he looks like Bernie Mac ... Voted the funniest player on the Vols roster in a poll of his teammates ... Nickname is "Wheezy" in reference to the affects asthma has on him.

**2006-07 Game-By-Game****Season/Career Highs**

Points	
Season	19 at Florida (2/3/07)
Career	Same
Rebounds	
Season	12 vs. Vanderbilt (2/10/07)
Career	Same
Assists	
Season	4 vs. Kentucky (2/13/07)
Career	Same
Blocks	
Season	3 Two times; last vs. Alabama (2/21/07)
Career	Same
Steals	
Season	3 vs. Kentucky (2/13/07)
Career	Same
Field Goals Made	
Season	7 Three times; last vs. Kentucky (2/13/07)
Career	Same
Field Goals Attempted	
Season	14 vs. Alabama (2/21/07)
Career	Same
3-Pt Field Goals Made	
Season	3 Two times; last vs. Vanderbilt (2/10/07)
Career	Same
3-Pt Field Goals Attempted	
Season	5 Three times; last vs. Alabama (2/21/07)
Career	Same
Free Throws Made	
Season	6 Two times; last vs. East Tennessee State (12/30/06)
Career	Same
Free Throws Attempted	
Season	8 Two times; last vs. Murray State (12/1/06)
Career	Same
Minutes	
Season	28 at Georgia (3/3/07)
Career	Same

	Start	FG-A	3P-A	FT-A	Reb	PF	TP	A	TO	BK	S	Min	
Nov. 10	Middle Tennessee	4-6	0-1	2-3	3-4-7	4	10	1	1	0	1	11	
Nov. 13	1-Fordham	3-9	0-2	0-0	2-3-5	3	6	0	2	0	0	18	
Nov. 14	1-UNC Wilmington	3-9	1-2	1-1	0-4-4	1	8	2	0	0	1	18	
Nov. 19	Coppin State	4-9	2-3	1-3	3-8-11	2	11	0	1	1	0	18	
Nov. 22	1-Butler	1-8	1-3	2-8	2-2-4	3	5	0	0	1	0	18	
Nov. 24	1-North Carolina	4-6	3-4	1-5	1-3-4	4	12	0	2	0	0	19	
Nov. 27	at La.-Lafayette	2-9	1-3	4-6	6-3-9	3	9	0	2	0	1	22	
Dec. 1	Murray State	3-9	1-3	6-8	4-5-9	3	13	2	2	0	0	19	
Dec. 6	Memphis	f	1-6	1-3	0-0	2-3-5	2	3	1	2	1	0	19
Dec. 16	Western Kentucky	0-1	0-0	0-0	0-0-0	4	0	1	1	1	1	12	
Dec. 18	2-Oklahoma State	3-6	0-2	3-5	3-3-6	4	9	0	0	0	1	14	
Dec. 23	Texas	7-9	1-3	3-6	1-7-8	4	18	0	0	0	0	24	
Dec. 28	Tennessee Tech	2-9	0-2	5-6	2-3-5	2	9	2	3	2	0	20	
Dec. 30	East Tennessee State	f	0-2	0-1	6-6	0-3-3	2	6	2	0	1	0	19
Jan. 7	Mississippi State	4-5	0-1	1-3	0-1-1	4	9	0	1	0	0	9	
Jan. 10	at Vanderbilt	4-8	0-1	1-1	1-3-4	1	9	0	2	0	1	17	
Jan. 13	at Ohio State	3-8	1-5	0-0	2-2-4	2	7	1	1	0	1	19	
Jan. 17	at Auburn	3-8	0-1	0-0	0-7-7	4	6	2	3	1	2	23	
Jan. 20	South Carolina	6-8	0-1	2-4	2-8-10	2	14	0	2	0	1	25	
Jan. 24	at Ole Miss	c	1-3	0-1	3-4	1-5-6	4	5	0	2	1	0	22
Jan. 28	at Kentucky	f	4-10	1-4	0-1	0-2-2	1	9	1	2	0	0	22
Jan. 31	Georgia	f	3-6	0-1	2-2	2-2-4	5	8	2	1	0	1	15
Feb. 3	at Florida	f	7-9	1-1	4-5	4-2-6	3	19	1	2	0	1	26
Feb. 6	LSU	f	3-10	0-0	0-0	2-1-3	2	6	0	0	0	0	23
Feb. 10	Vanderbilt	f	6-11	3-5	2-4	3-9-12	3	17	1	4	0	2	22
Feb. 13	Kentucky	f	7-11	2-2	0-0	1-2-3	4	16	4	0	3	3	23
Feb. 17	at South Carolina	f	1-4	0-0	0-0	4-3-7	2	2	0	2	1	0	19
Feb. 21	Alabama	f	5-14	1-5	0-1	4-2-6	3	11	2	1	3	2	26
Feb. 24	at Arkansas	f	6-13	1-4	1-2	4-2-6	3	14	2	1	2	1	23
Feb. 27	Florida	f	3-3	1-1	2-3	1-1-2	5	9	0	1	1	0	14
March 3	at Georgia	f	2-6	1-2	0-0	2-4-6	1	5	1	0	1	0	28
March 8	3-LSU												

1-NIT Season Tip-Off; 2-at the Gaylord Entertainment Center (Nashville, Tenn.); 3-Southeastern Conference Tournament (Atlanta, Ga.)

**Career Statistics**


Year	GP-GS	Min	Avg	FG-A	Pct	3FG-A	Pct	FT-A	Pct	Off-Def-Rebs	Avg	PF-FO	Ast	TO	Blk	Stl	Pts	Avg
2007	31-14	607	19.6	105-235	.447	23-67	.343	52-87	.598	62-107-169	5.5	90-2	28	41	20	20	285	9.2

**Crews Recently**

A very active big man who runs the court well ... One of the emotional leaders of the club ... In the past eight games has shot 22-of-38 (.579) from the field ... Is fifth on the team in scoring (8.4 ppg) and is second on the squad in rebounds (5.0 rpg) ... Third among all SEC freshmen with 5.0 rebounds per game ... 74 of his 156 rebounds (47 percent) have come on the offensive end ... Ranks 10th in the SEC with 2.39 offensive boards per game ... Scored 18 points in 18 minutes of action against No. 20 Kentucky (2/13/07) ... Helped hold LSU's Glen Davis to his lowest scoring output in 72 games when he held him to five points on 2-of-10 shooting ... Recorded his second career double-double with 10 points and 10 rebounds against Georgia (1/31/07) ... Named SEC Freshman of the Week on Dec. 24 after averaging 16.5 points and 8.5 rebounds in wins over Oklahoma State and Texas ... Recorded his first career double-double with 10 points and 10 rebounds against Tennessee Tech (12/28/06) ... Scored 16 points and had eight rebounds and a key block of a late Kevin Durant shot in UT's win over Texas (12/23/06) ... Nearly had a double-double with a career-high 17 points and nine rebounds against 14th-ranked Oklahoma State (12/18/06) ... Narrowly missed getting the double-double with nine points and 10 rebounds against 16th-ranked Memphis (12/6/06) ... A starter in each of his first eight games, requested that Wayne Chism take his place in the starting lineup against Memphis (12/6/06) so that Chism could be in the starting lineup when the Vols played against the school located not far from his hometown.

**Noting Crews**

Named the SEC Newcomer of the Year by *Lindy's* and *Athlon* ... In a poll of the Vols, was voted the best athlete on the team ... Before arriving at UT in July 2006, had not spent much time in the weight room ... Since arriving in Knoxville has added 15 pounds to his frame ... Rivals.com five-star prospect and No. 26 overall player ... A third team selection to the 50th annual Parade All-American high school boys basketball team ... Had seven points, seven rebounds and a block in 21 minutes at the Jordan All-American Classic in New York City's Madison Square Garden ... Registered 12 points, 12 rebounds and seven blocks at the 2006 Derby Festival Basketball Classic in Louisville, Ky. ... 2006 Associated Press All-State Group AAA first team selection ... Averaged 21 points and 13 rebounds while leading Bethel to a 27-1 record regional and district championships as a senior ... Attended the same high school as NBA star Allen Iverson ... Wears the No. 32 because it is the same number that his brother wore ... Lists his brother, Terrence Patrick, as the person who has had the most influence on his life ... Says the most rewarding thing about being at Tennessee is playing for Coach Pearl.



**2006-07 Game-By-Game**


	Start	FG-A	3P-A	FT-A	Reb	PF	TP	A	TO	BK	S	Min
Nov. 10	Middle Tennessee	f	2-6	0-0	1-2	0-2-2	3	5	1	2	1	21
Nov. 13	1-Fordham	f	3-6	0-0	5-6	3-2-5	2	11	0	1	1	22
Nov. 14	1-UNC Wilmington	f	4-6	0-0	5-8	5-3-8	1	13	0	2	0	21
Nov. 19	Coppin State	f	6-11	0-0	1-1	2-4-6	4	13	0	0	1	19
Nov. 22	1-Butler	f	2-5	0-0	0-0	1-2-3	0	4	0	0	0	19
Nov. 24	1-North Carolina	f	4-10	0-0	2-4	4-2-6	2	10	0	1	0	21
Nov. 27	at La.-Lafayette	f	3-5	0-0	1-3	3-2-5	4	7	1	2	0	18
Dec. 1	Murray State	f	4-9	0-0	4-7	3-2-5	0	12	1	2	0	20
Dec. 6	Memphis		3-6	0-0	3-4	3-7-10	3	9	1	1	3	21
Dec. 16	Western Kentucky	f	4-7	0-0	0-0	2-1-3	4	8	1	3	0	24
Dec. 18	2-Oklahoma State	f	8-11	0-0	1-3	5-4-9	4	17	1	1	0	26
Dec. 23	Texas	f	8-13	0-0	0-0	4-4-8	3	16	3	3	1	35
Dec. 28	Tennessee Tech	f	4-8	0-0	2-2	5-5-10	3	10	2	0	3	19
Dec. 30	East Tennessee State		3-6	0-0	3-3	2-2-4	3	9	0	2	0	18
Jan. 7	Mississippi State	f	6-9	0-0	6-9	5-1-6	2	18	2	4	0	25
Jan. 10	at Vanderbilt	f	4-6	0-0	2-4	2-4-6	4	10	0	2	0	22
Jan. 13	at Ohio State	f	1-2	0-0	0-0	1-2-3	3	2	0	2	0	19
Jan. 17	at Auburn	f	2-8	0-0	1-3	3-5-8	5	5	1	0	2	18
Jan. 20	South Carolina	f	2-4	0-0	2-2	2-1-3	1	6	0	4	1	15
Jan. 24	at Ole Miss	f	1-5	0-0	0-0	1-3-4	5	2	0	1	1	14
Jan. 28	at Kentucky		0-2	0-0	2-2	2-1-3	3	2	2	2	1	18
Jan. 31	Georgia		4-7	0-0	2-5	3-7-10	1	10	0	2	4	25
Feb. 3	at Florida		2-6	0-0	0-1	1-2-3	3	4	0	1	1	17
Feb. 6	LSU		2-2	0-0	2-3	1-1-2	2	6	0	1	3	17
Feb. 10	Vanderbilt		2-3	0-0	0-1	0-1-1	4	4	1	3	0	13
Feb. 13	Kentucky		7-10	0-0	4-8	2-1-3	3	18	0	0	2	18
Feb. 17	at South Carolina		3-6	0-0	1-2	2-1-3	1	7	0	2	1	18
Feb. 21	Alabama		3-5	0-0	1-2	2-1-3	3	7	1	2	2	19
Feb. 24	at Arkansas		1-5	0-0	0-3	3-3-6	2	2	1	3	0	17
Feb. 27	Florida		2-4	0-0	4-6	1-3-4	2	8	0	0	2	22
March 3	at Georgia		2-3	0-0	1-1	1-3-4	3	5	0	3	1	12
March 8	3-LSU											

1-NIT Season Tip-Off; 2-at the Gaylord Entertainment Center (Nashville, Tenn.); 3-Southeastern Conference Tournament (Atlanta, Ga.)

**Career Statistics**

Year	GP-GS	Min	Avg	FG-A	Pct	3FG-A	Pct	FT-A	Pct	Off-Def-Rebs	Avg	PF-FO	Ast	TO	Blk	Stl	Pts	Avg
2007	31-18	613	19.8	102-196	.520	0-0	.000	56-95	.589	74-82-156	5.0	83-2	19	52	31	20	260	8.4

Season/Career Highs	
<b>Points</b>	
Season	18 Two times; last vs. Kentucky (2/13/07)
Career	Same
<b>Rebounds</b>	
Season	10 Three times; last vs. Georgia (1/31/07)
Career	Same
<b>Assists</b>	
Season	3 vs. Texas (12/23/06)
Career	Same
<b>Blocks</b>	
Season	4 vs. Georgia (1/31/07)
Career	Same
<b>Steals</b>	
Season	2 Four times; last vs. LSU (2/6/07)
Career	Same
<b>Field Goals Made</b>	
Season	8 Two times; last vs. Texas (12/23/06)
Career	Same
<b>Field Goals Attempted</b>	
Season	13 vs. Texas (12/23/06)
Career	Same
<b>3-Pt Field Goals Made</b>	
Season	0
Career	Same
<b>3-Pt Field Goals Attempted</b>	
Season	0
Career	Same
<b>Free Throws Made</b>	
Season	6 vs. Mississippi State (1/7/07)
Career	Same
<b>Free Throws Attempted</b>	
Season	9 vs. Mississippi State (1/7/07)
Career	Same
<b>Minutes</b>	
Season	35 vs. Texas (12/23/06)
Career	Same



### Howell Recently

Last 10 games is shooting 17-of-39 (43.6 percent) from 3-point range ... Has made at least two 3-pointers in six of his last 10 games ... Has only 18 turnovers in 437 minutes of action this season ... Is one of only three Vols to have more assists than turnovers (36 assists, 18 turnovers) ... Recorded a career-high 11 points on 3-of-5 3-point shooting against Georgia (1/31/07) ... In the five games he has started he averaged only one turnover over per 21.2 minutes played (5 turnovers in 106 minutes played) ... Returned to the lineup against South Carolina (1/20/07) after missing seven games due to a fracture in his right hand that he sustained in practice on Dec. 21 ... Passed out a career-high five assists against North Carolina (11/24/06) ... Made his first career start against La.-Lafayette (11/27/06), playing a career-high 30 minutes and grabbing a career-high three rebounds ... Gave the Vols a boost off the bench against UNC Wilmington (11/14/06) when he calmly guided the offense for 13 minutes ... Unexpectedly came off the bench in the season-opener and sparked the Vols with a pair of assists in two minutes of action against Middle Tennessee (11/10/06) ... Missed the first month of practice with a broken bone in his shooting hand ... The most experienced point guard on the Tennessee roster ... Saw limited action in the exhibition games because of the hand injury ... Scored six points in eight minutes of play against Tusculum.

### Noting Howell

Voted by his teammates as the most improved player on the team ... Says that he models his game after his older brother Brett ... Favorite all-time NBA player is Pete Maravich ... Wears the No. 15 jersey because its the same number both his father and brother wore at Auburn ... Practiced with the team while redshirting the 2003-04 season ... Father, Rex, played basketball for Auburn in 1966 ... Uncle, Alex Howell, was a two-year starter and a 1967 All-SEC selection for the Auburn basketball team.

### Season/Career Highs

<b>Points</b>	
Season	11 vs. Georgia (1/31/07)
Career	Same
<b>Rebounds</b>	
Season	4 at Kentucky (1/28/07)
Career	Same
<b>Assists</b>	
Season	5 vs. North Carolina (11/24/06)
Career	Same
<b>Blocks</b>	
Season	0
Career	Same
<b>Steals</b>	
Season	2 Three times; last vs. Kentucky (2/13/07)
Career	2 Four times; last vs. Kentucky (2/13/07)
<b>Field Goals Made</b>	
Season	3 Two times; last vs. Vanderbilt (2/10/07)
Career	3 Three times; last vs. Vanderbilt (2/10/07)
<b>Field Goals Attempted</b>	
Season	7 vs. Vanderbilt (2/10/07)
Career	Same
<b>3-Pt Field Goals Made</b>	
Season	3 Two times; last vs. Vanderbilt (2/10/07)
Career	Same
<b>3-Pt Field Goals Attempted</b>	
Season	6 at Georgia (3/3/07)
Career	Same
<b>Free Throws Made</b>	
Season	2 Four times; last vs. Georgia (1/31/07)
Career	2 Five times; last vs. Georgia (1/31/07)
<b>Free Throws Attempted</b>	
Season	4 vs. Georgia (1/31/07)
Career	Same
<b>Minutes</b>	
Season	30 at La.-Lafayette (11/27/06)
Career	Same

### 2006-07 Game-By-Game

	Start	FG-A	3P-A	FT-A	Reb	PF	TP	A	TO	BK	S	Min
Nov. 10	Middle Tennessee	0-1	0-1	0-0	0-0-0	0	0	2	0	0	0	2
Nov. 13	1-Fordham	DNP										
Nov. 14	1-UNC Wilmington	0-1	0-1	0-0	0-0-0	2	0	0	1	0	0	13
Nov. 19	Coppin State	2-4	2-3	0-0	0-1-1	2	6	2	1	0	0	13
Nov. 22	1-Butler	0-4	0-4	0-0	0-0-0	1	0	1	1	0	1	20
Nov. 24	1-North Carolina	1-6	1-5	2-2	0-0-0	1	5	5	0	0	0	20
Nov. 27	at La.-Lafayette	g	1-3	1-3	2-2	0-3-3	1	5	3	2	0	30
Dec. 1	Murray State	g	1-4	1-4	0-0	0-0-0	3	3	3	1	0	22
Dec. 6	Memphis	g	1-1	1-1	2-2	0-2-2	2	5	2	0	0	18
Dec. 16	Western Kentucky	g	1-1	0-0	0-0	0-1-1	0	2	3	1	0	18
Dec. 18	2-Oklahoma State	g	2-3	0-1	1-1	1-1-2	2	5	1	1	0	18
Dec. 23	Texas	DNP - Injured										
Dec. 28	Tennessee Tech	DNP - Injured										
Dec. 30	East Tennessee State	DNP - Injured										
Jan. 7	Mississippi State	DNP - Injured										
Jan. 10	at Vanderbilt	DNP - Injured										
Jan. 13	at Ohio State	DNP - Injured										
Jan. 17	at Auburn	DNP - Injured										
Jan. 20	South Carolina	1-3	0-1	1-2	1-1-2	2	3	1	0	0	0	16
Jan. 24	at Ole Miss	2-4	1-3	0-0	0-2-2	1	5	1	0	0	0	19
Jan. 28	at Kentucky	1-4	1-4	0-0	1-3-4	3	3	0	0	0	0	23
Jan. 31	Georgia	3-5	3-5	2-4	0-1-1	2	11	1	0	0	0	26
Feb. 3	at Florida	2-2	2-2	0-0	1-0-1	2	6	2	1	0	2	25
Feb. 6	LSU	2-4	2-4	1-2	0-0-0	2	7	0	0	0	1	21
Feb. 10	Vanderbilt	3-7	3-5	0-0	1-2-3	2	9	2	2	0	0	18
Feb. 13	Kentucky	2-5	2-5	0-0	0-2-2	0	6	2	1	0	2	19
Feb. 17	at South Carolina	1-4	1-3	1-2	1-2-3	1	4	0	0	0	1	20
Feb. 21	Alabama	0-4	0-3	0-0	0-1-1	3	0	1	3	0	1	17
Feb. 24	at Arkansas	2-5	1-4	0-0	0-0-0	2	5	1	0	0	1	19
Feb. 27	Florida	1-3	1-2	0-0	0-0-0	1	3	3	1	0	0	16
March 3	at Georgia	2-6	2-6	1-2	0-3-3	0	7	0	2	0	1	24
March 8	3-LSU											

1-NIT Season Tip-Off; 2-at the Gaylord Entertainment Center (Nashville, Tenn.); 3-Southeastern Conference Tournament (Atlanta, Ga.)

### Career Statistics

Year	GP-GS	Min	Avg	FG-A	Pct	3FG-A	Pct	FT-A	Pct	Off-Def-Rebs	Avg	PF-FO	Ast	TO	Blk	Stl	Pts	Avg
2005	19-0	116	6.1	7-29	.241	7-28	.250	0-0	.000	1-3-4	0.2	6-0	8	5	0	2	21	1.1
2006	30-0	233	7.8	20-50	.400	15-38	.395	3-4	.750	2-9-11	0.4	27-0	20	11	0	3	58	1.9
2007	23-5	437	19.0	31-84	.369	25-70	.357	13-19	.684	6-25-31	1.3	35-0	36	18	0	12	100	4.3
Total	72-5	786	10.9	58-163	.356	47-136	.346	16-23	.696	9-37-46	0.6	68-0	64	34	0	17	179	2.5

**Lofton In The Record Books**

Owens Tennessee single-game records for 3-pointers made (9), attempted (18) and percentage (5-for-5) and single-season records for 3-pointers made (114), attempted (261) and per game (3.80) ... Ranks second all-time at Tennessee with 297 3-pointers made and second with 676 attempted ... His 114 3-pointers made in 2005-06 are the second-most in SEC history.

**Lofton 's Honors**


Named to the Wooden Award Midseason Top 30 list ... First team NABC All-District 7 ... Three-time SEC Player of the Week (Nov. 20, Dec. 11 and Dec. 24) this season ... Has won the award six times in his career which is tied for the most honors in SEC history ... ESPN.com National Player of the Week on Dec. 26 ... Named Dick Vitale's co-National Player of the Week on Dec. 11 ... Named to the SEC Community Service Team ... Preseason Wooden and Naismith award candidate ... Consensus first team preseason first team All-SEC selection ... Preseason first team All-America (*Street & Smith's*) while also earning All-America honors from several other preseason publications.

**Lofton Recently**

Tennessee is 7-1 since his return from an ankle injury ... Leads the SEC with 20.6 points per game ... Has hit at least two 3-pointers in 33 of his last 37 games ... Has scored 30 or more points six times this season ... Has made five or more 3-pointers in a game eight times this season ... Tied a school record by going 13-of-13 at the free throw line in a 28-point effort against East Tennessee State (12/30/06) ... Registered his first career double-double with career-highs for points (35) and rebounds (11) against Texas (12/23/06) ... Drilled a 30-footer over 6-foot-9 Kevin Durant with 18 seconds left to give the Vols the lead against Texas ... Scored 29 points on 6-of-7 3-point shooting, including a 40-footer late in the first half against Vanderbilt (1/10/07) ... Scored 34 points in UT's win over 16th-ranked Memphis (12/6/06) ... With less than a minute left in the first half his 21 points were more than the Tigers' 20 points ... Became the 39th player in UT history to score 1,000 career points against Butler (11/22/06).

**Noting Lofton**

Spent much of the offseason working on his quickness and ball-handling ... Has said, "It's not a matter of how much I score, I don't even look at that. I look at wins." ... Voted as the strongest player on the team in a poll of his teammates ... Has done a 185-pound bench press 24 times ... Timed as the third-fastest player on the team in a 40-yard sprint ... Models his game after Seattle Sonics guard Ray Allen ... His popularity in his hometown has surpassed fellow Maysville area natives the Clooneys (George and Rosemary) and Miss America 2000 (Heather French) ... Stores in Maysville, Ky., are selling No. 5 Tennessee basketball jerseys ... Earned Kentucky's Mr. Basketball honors as a senior in 2004 ... Scored 41 points in the Kentucky-Indiana Boys' All-Star Game in Owensboro, Ky., to tie Indiana's Oscar Robertson (1956) for third-highest single-game total in the series ... Also a stand-out wide receiver for the Mason County football team ... Had his high school football jersey retired ... His favorite arena manager is Tim Reese.

**2006-07 Game-By-Game**

	Start	FG-A	3P-A	FT-A	Reb	PF	TP	A	TO	BK	S	Min	
Nov. 10	Middle Tennessee	g	2-6	2-3	0-0	0-0-0	4	6	0	0	2	21	
Nov. 13	1-Fordham	g	9-16	5-10	7-8	1-0-1	4	30	0	2	0	26	
Nov. 14	1-UNC Wilmington	g	7-16	2-11	1-2	2-1-3	2	17	2	2	0	28	
Nov. 19	Coppin State	g	6-11	3-6	4-4	0-3-3	1	19	1	0	0	24	
Nov. 22	1-Butler	g	3-9	2-6	0-0	0-2-2	5	8	0	5	2	0	23
Nov. 24	1-North Carolina	g	6-13	5-8	1-3	1-2-3	4	18	3	2	0	0	30
Nov. 27	at La.-Lafayette	g	12-17	7-11	0-0	1-2-3	1	31	4	2	0	4	32
Dec. 1	Murray State	g	5-9	4-7	6-8	4-1-5	1	20	0	2	0	1	28
Dec. 6	Memphis	g	12-18	6-11	4-4	1-4-5	1	34	1	4	0	1	34
Dec. 16	Western Kentucky	g	11-15	5-9	5-7	0-5-5	1	32	4	1	0	1	32
Dec. 18	2-Oklahoma State	g	5-15	3-8	7-11	4-1-5	2	20	0	2	0	2	35
Dec. 23	Texas	g	8-24	7-16	12-13	5-6-11	2	35	1	1	0	1	38
Dec. 28	Tennessee Tech	g	5-11	2-5	2-2	3-1-4	1	14	2	0	1	1	28
Dec. 30	East Tennessee State	g	7-14	1-5	13-13	1-2-3	0	28	3	4	0	4	36
Jan. 7	Mississippi State	g	6-12	1-4	8-10	0-1-1	0	21	4	2	0	0	31
Jan. 10	at Vanderbilt	g	11-15	6-7	1-2	0-2-2	0	29	1	3	0	3	36
Jan. 13	at Ohio State	g	9-20	3-11	0-1	1-1-2	1	21	1	1	0	1	36
Jan. 17	at Auburn	g	8-19	6-12	0-0	0-2-2	2	22	0	1	0	0	33
Jan. 20	South Carolina	g	2-5	0-2	0-0	1-0-1	2	4	0	1	0	0	12
Jan. 24	at Ole Miss					DNP - Injured							
Jan. 28	at Kentucky					DNP - Injured							
Jan. 31	Georgia					DNP - Injured							
Feb. 3	at Florida					DNP - Injured							
Feb. 6	LSU	g	1-5	1-3	5-5	0-1-1	1	8	2	1	0	1	21
Feb. 10	Vanderbilt	g	4-7	2-4	6-6	1-1-2	1	16	1	1	0	0	26
Feb. 13	Kentucky	g	6-14	4-10	7-8	1-2-3	1	23	5	1	0	0	30
Feb. 17	at South Carolina	g	3-10	1-7	6-7	1-3-4	3	13	3	3	1	1	28
Feb. 21	Alabama	g	6-22	3-15	5-6	2-3-5	0	20	1	2	0	2	33
Feb. 24	at Arkansas	g	10-19	4-12	7-8	0-1-1	0	31	1	0	0	1	32
Feb. 27	Florida	g	7-12	2-5	5-10	0-0-0	0	21	4	1	0	1	31
March 3	at Georgia	g	4-10	3-7	3-4	1-3-4	3	14	3	4	0	1	26
March 8	3-LSU												

1-NIT Season Tip-Off; 2-at the Gaylord Entertainment Center (Nashville, Tenn.); 3-Southeastern Conference Tournament (Atlanta, Ga.)

**Season/Career Highs**

<b>Points</b>
Season 35 vs. Texas (12/23/06)
Career Same
<b>Rebounds</b>
Season 11 vs. Texas (12/23/06)11
Career Same
<b>Assists</b>
Season 5 vs. Kentucky (2/13/07)
Career 7 vs. UT-Chattanooga (12/5/04)
<b>Blocks</b>
Season 2 vs. Butler (11/22/06)
Career Same
<b>Steals</b>
Season 4 Three times; last vs. East Tennessee State (12/30/06)
Career 5 Two times; last vs. South Carolina (1/28/06)
<b>Field Goals Made</b>
Season 12 Two times; last vs. Memphis (12/6/06)
Career Same
<b>Field Goals Attempted</b>
Season 24 vs. Texas (12/23/06)
Career Same
<b>3-Pt Field Goals Made</b>
Season 7 Two times; last vs. Texas (12/23/06)
Career 9 at Georgia (2/11/06)
<b>3-Pt Field Goals Attempted</b>
Season 16 vs. Texas (12/23/06)
Career 18 vs. Wichita State (3/18/06)
<b>Free Throws Made</b>
Season 13 vs. East Tennessee State (12/30/06)
Career Same
<b>Free Throws Attempted</b>
Season 13 Two times; last vs. East Tennessee State (12/30/06)
Career Same
<b>Minutes</b>
Season 38 vs. Texas (12/23/06)
Career 38 Two times; last vs. Texas (12/23/06)

**Career Statistics**


Year	GP-GS	Min	Avg	FG-A	Pct	3FG-A	Pct	FT-A	Pct	Off-Def-Rebs	Avg	PF-FO	Ast	TO	Blk	Stl	Pts	Avg
2005	31-31	914	29.5	141-293	.481	93-200	.465	35-41	.854	25-86-111	3.6	36-0	46	32	2	40	410	13.2
2006	30-30	957	31.9	174-373	.466	114-261	.437	55-60	.917	30-76-106	3.5	55-0	56	36	3	60	517	17.2
2007	27-27	790	29.3	175-364	.481	90-215	.419	115-142	.810	31-50-81	3.0	43-1	47	48	4	37	555	20.6
Total	88-88	2661	30.2	490-1030	.476	297-676	.439	205-243	.844	86-212-298	3.4	134-1	149	116	9	137	1482	16.8

**Passley Recently**

Shaking off the rust after barely playing in a game over the last two years ... Grabbed three rebounds in four minutes of action against 16th-ranked Memphis (12/6/06) ... Scored five points, grabbed six rebounds and blocked two shots against North Carolina (11/24/06) ... Turned in seven point, four assist performance against Coppin State (11/19/06) ... Scored six points to go with six rebounds in 14 minutes against Middle Tennessee (11/10/06) ... Ranked third on the team with 13.0 points in UT's exhibition games ... Shot 70.6 percent from the field and averaged 4.0 rebounds in the two exhibition contests.

**Noting Passley**

Has added 20 pounds to his frame since first arriving at Tennessee ... Chose his jersey number because not many other people wear it ... Says that rebounding is the best part of his game and that is style of play is adaptable to any situation ... Spent the 2005-06 season as a redshirt while practicing with the team ... Earned the Thornton Athletic Student Life Center's Hardest Worker Award for his efforts in the classroom ... Averaged 10.3 points and 5.5 rebounds at Redlands CC in 2004-05 ... A first team all-state selection at North Central High School by the Indiana Basketball Coaches Association ... Member of the 2004 *Indianapolis Star* Indiana All-Star Team ... Averaged 17.2 points and 7.5 rebounds while shooting better than 56 percent from the field as a senior ... Scored 36 points to lead North Central to a 92-75 win over Mason County (Ky.).

**2006-07 Game-By-Game****Season/Career Highs**

Points	
Season	7 vs. Coppin State (11/19/06)
Career	Same
Rebounds	
Season	6 Two times; last vs. North Carolina (11/24/06)
Career	Same
Assists	
Season	4 vs. Coppin State (11/19/06)
Career	Same
Blocks	
Season	2 vs. North Carolina (11/24/06)
Career	Same
Steals	
Season	1 Two times; last vs. Tennessee Tech (12/28/06)
Career	Same
Field Goals Made	
Season	3 vs. Middle Tennessee (11/10/06)
Career	Same
Field Goals Attempted	
Season	5 vs. Middle Tennessee (11/10/06)
Career	Same
3-Pt Field Goals Made	
Season	1 vs. Coppin State (11/19/06)
Career	Same
3-Pt Field Goals Attempted	
Season	1 Three times; last vs. Tennessee Tech (12/28/06)
Career	Same
Free Throws Made	
Season	5 vs. North Carolina (11/24/06)
Career	Same
Free Throws Attempted	
Season	10 vs. North Carolina (11/24/06)
Career	Same
Minutes	
Season	16 vs. Coppin State (11/19/06)
Career	Same

Start	FG-A	3P-A	FT-A	Reb	PF	TP	A	TO	BK	S	Min
Nov. 10	Middle Tennessee	3-5	0-0	0-1	2-4-6	3	6	2	3	0	14
Nov. 13	1-Fordham	0-1	0-0	0-0	1-0-1	4	0	0	4	0	10
Nov. 14	1-UNC Wilmington	1-2	0-0	0-0	0-0-0	3	2	1	2	0	8
Nov. 19	Coppin State	2-2	1-1	2-2	0-2-2	2	7	4	2	0	16
Nov. 22	1-Butler	1-4	0-0	0-0	1-1-2	2	2	0	0	0	6
Nov. 24	1-North Carolina	0-3	0-1	5-10	4-2-6	3	5	0	1	2	14
Nov. 27	at La.-Lafayette	2-3	0-0	0-1	0-0-0	4	4	0	0	0	4
Dec. 1	Murray State	1-3	0-0	0-0	0-1-1	1	2	0	3	0	6
Dec. 6	Memphis	0-0	0-0	0-0	1-2-3	0	0	0	0	0	4
Dec. 16	Western Kentucky				DNP						
Dec. 18	2-Oklahoma State				DNP						
Dec. 23	Texas				DNP						
Dec. 28	Tennessee Tech	1-4	0-1	1-2	2-1-3	1	3	1	1	0	8
Dec. 30	East Tennessee State	0-0	0-0	0-0	0-3-3	0	0	0	1	0	5
Jan. 7	Mississippi State				DNP						
Jan. 10	at Vanderbilt	0-1	0-1	0-0	1-0-1	2	0	0	0	1	9
Jan. 13	at Ohio State	0-0	0-0	0-0	0-0-0	0	0	0	0	0	1
Jan. 17	at Auburn	0-0	0-0	0-0	1-0-1	1	0	0	1	0	3
Jan. 20	South Carolina				DNP						
Jan. 24	at Ole Miss	0-0	0-0	0-0	0-0-0	0	0	0	0	0	1
Jan. 28	at Kentucky	0-0	0-0	0-0	0-0-0	1	0	0	0	0	1
Jan. 31	Georgia	0-0	0-0	0-0	0-0-0	1	0	0	0	0	5
Feb. 3	at Florida				DNP						
Feb. 6	LSU				DNP						
Feb. 10	Vanderbilt				DNP						
Feb. 13	Kentucky				DNP						
Feb. 17	at South Carolina				DNP						
Feb. 21	Alabama				DNP						
Feb. 24	at Arkansas				DNP						
Feb. 27	Florida				DNP						
March 3	at Georgia				DNP						
March 8	3-LSU				DNP						

1-NIT Season Tip-Off; 2-at the Gaylord Entertainment Center (Nashville, Tenn.); 3-Southeastern Conference Tournament (Atlanta, Ga.)

**Career Statistics**


Year	GP-GS	Min	Avg	FG-A	Pct	3FG-A	Pct	FT-A	Pct	Off-Def-Rebs	Avg	PF-FO	Ast	TO	Blk	Stl	Pts	Avg
2007	17-0	115	6.8	11-28	.393	1-4	.250	8-16	.500	13-16-29	1.7	28-0	8	18	3	2	31	1.8

**Smith Recently**

One of the best players in the SEC coming off the bench last year, he has earned a spot in the starting lineup this season ... 149 career 3-pointers made ranks 10th in school history ... 65 steals rank fourth on UT's single-season lists ... Ranks fourth in the SEC with 2.53 3-pointers per game ... Has led the Vols in scoring 11 times ... Second on the team in scoring (15.3 ppg) and leads in steals (65) ... Has hit at least one 3-pointer in 26 of his last 27 games ... Scored 10 or more points 25 times this season and has reached the 20 point mark eight times ... Scored a career-high 25 points on 5-of-11 3-point shooting at Kentucky (1/28/07) ... Scored 22 points and had five rebounds at Ole Miss (1/24/07) ... Scored 21 points on 7-of-14 shooting against South Carolina (1/20/07) ... Knocked down five 3-pointers on his way to scoring a career-high 23 points against Tennessee Tech (12/28/06) ... With his shot not falling against Oklahoma State (12/18/06) he passed out a season-high four assists and had a career-high six steals ... Hit five 3-pointers on his way to scoring 21 points against Western Kentucky (12/16/06) ... Scored 21 points to lead the Vols over UNC Wilmington (11/14/06) ... Led the Vols with 16 points in the season-opener against Middle Tennessee (11/10/06).

**Noting Smith**

Owens a 37-inch vertical jump and his maximum jump exceeds 45 inches ... Has timed at 4.4 seconds in a 40-yard sprint ... In 2005-06 he was named the "Best Player off The Bench" in the SEC by *The Tennessean* ... The first Vol off the bench in 29 of 30 games ... Ranked fourth on the team with 9.5 points per game ... Averaged 11.3 points per game in league play ... 61 3-pointers ranked second and 57 assists were third on the team ... 2.03 3-pointers per game were ninth in the SEC ... Shot 37.7 percent (61-of-162) from 3-point range to rank ninth in the SEC ... Says that playing for his home state is the most rewarding thing about playing at Tennessee ... A cousin of former Vols Vincent Yarbrough (1999-02) and Del Baker (1998-02).

**2006-07 Game-By-Game**

	Start	FG-A	3P-A	FT-A	Reb	PF	TP	A	TO	BK	S	Min	
Nov. 10	Middle Tennessee	g	5-11	2-6	4-4	2-3-5	1	16	0	1	0	2	26
Nov. 13	1-Fordham	g	2-6	1-5	1-2	1-3-4	3	6	2	4	0	1	28
Nov. 14	1-UNC Wilmington	g	7-10	3-5	4-4	1-3-4	3	21	1	2	0	5	27
Nov. 19	Coppin State	g	5-12	0-4	1-3	2-2-4	0	11	3	4	2	4	24
Nov. 22	1-Butler	g	3-10	3-7	7-8	5-3-8	3	16	1	5	0	1	34
Nov. 24	1-North Carolina	g	5-13	4-7	4-5	1-1-2	2	18	1	2	0	1	21
Nov. 27	at La.-Lafayette	g	5-12	1-6	0-0	1-1-2	2	11	0	2	0	2	27
Dec. 1	Murray State	g	3-9	1-7	3-4	2-6-8	3	10	2	1	0	3	25
Dec. 6	Memphis	g	2-5	1-2	2-2	0-2-2	3	7	0	2	0	1	17
Dec. 16	Western Kentucky	g	6-15	5-11	4-6	0-3-3	1	21	1	2	1	1	33
Dec. 18	2-Oklahoma State	g	4-10	1-4	5-8	2-1-3	3	14	4	2	0	6	28
Dec. 23	Texas	g	5-14	3-10	6-7	3-1-4	5	19	3	1	0	0	33
Dec. 28	Tennessee Tech	g	9-16	5-10	0-1	0-1-1	2	23	2	0	0	2	27
Dec. 30	East Tennessee State	g	8-13	5-9	2-3	3-3-6	3	23	2	4	1	4	25
Jan. 7	Mississippi State	g	4-7	4-7	0-0	1-3-4	3	12	1	3	0	1	31
Jan. 10	at Vanderbilt	g	2-11	2-8	0-0	1-3-4	3	6	1	2	0	0	24
Jan. 13	at Ohio State	g	2-9	1-8	0-0	0-4-4	5	5	3	2	0	2	28
Jan. 17	at Auburn	g	7-13	2-8	0-0	2-3-5	1	16	0	1	0	3	32
Jan. 20	South Carolina	g	7-14	3-9	4-6	3-4-7	2	21	1	2	1	2	34
Jan. 24	at Ole Miss	g	8-15	4-10	2-2	2-3-5	3	22	2	0	0	1	35
Jan. 28	at Kentucky	g	9-17	5-11	2-4	1-2-3	3	25	0	2	0	2	33
Jan. 31	Georgia	g	7-10	5-8	3-4	0-4-4	4	22	1	1	0	2	32
Feb. 3	at Florida	g	4-15	2-9	6-9	2-2-4	3	16	0	1	1	1	34
Feb. 6	LSU	g	6-13	1-5	2-2	3-2-5	4	15	0	3	0	5	30
Feb. 10	Vanderbilt	g	4-8	3-5	0-0	1-7-8	1	11	4	2	1	1	29
Feb. 13	Kentucky	g	4-9	0-4	1-1	2-5-7	1	9	3	2	0	2	32
Feb. 17	at South Carolina	g	4-10	2-6	0-0	0-2-2	1	10	2	1	0	0	22
Feb. 21	Alabama	g	6-15	2-7	2-2	1-6-7	3	16	1	0	0	6	37
Feb. 24	at Arkansas	g	6-13	2-7	2-4	2-2-4	2	16	0	2	0	2	31
Feb. 27	Florida	g	6-11	2-6	2-4	1-2-3	4	16	0	1	0	1	25
March 3	at Georgia	g	6-10	3-6	4-6	3-2-5	3	19	1	1	0	1	27
March 8	3-LSU												

1-NIT Season Tip-Off; 2-at the Gaylord Entertainment Center (Nashville, Tenn.); 3-Southeastern Conference Tournament (Atlanta, Ga.)

**Career Statistics**

Year	GP-GS	Min	Avg	FG-A	Pct	3FG-A	Pct	FT-A	Pct	Off-Def-Rebs	Avg	PF-FO	Ast	TO	Blk	Stl	Pts	Avg
2005	25-0	200	8.0	17-54	.315	10-34	.294	4-9	.444	6-14-20	0.8	15-0	11	10	1	9	48	1.9
2006	30-0	720	24.0	95-239	.397	61-162	.377	33-58	.569	28-64-92	3.1	57-0	57	40	3	40	284	9.5
2007	31-31	891	28.7	161-356	.452	78-217	.359	73-101	.723	48-89-137	4.4	80-2	42	58	7	65	473	15.3
Total	86-31	1811	21.1	273-649	.421	149-413	.361	110-168	.655	82-167-249	2.9	152-2	110	108	11	114	805	9.4

**Season/Career Highs**


<b>Points</b>
Season 25 at Kentucky (1/28/07)
Career Same
<b>Rebounds</b>
Season 8 Three times; last vs. Vanderbilt (2/10/07)
Career 10 vs. Wichita State (3/18/06)
<b>Assists</b>
Season 4 Two times; last vs. Vanderbilt (2/10/07)
Career 6 vs. East Tennessee State (11/18/05)
<b>Blocks</b>
Season 2 vs. Coppin State (11/19/06)
Career Same
<b>Steals</b>
Season 6 Two times; last vs. Alabama (2/21/07)
Career Same
<b>Field Goals Made</b>
Season 9 Two times; last at Kentucky (1/28/07)
Career Same
<b>Field Goals Attempted</b>
Season 17 at Kentucky (1/28/07)
Career Same
<b>3-Pt Field Goals Made</b>
Season 5 Five times; last vs. Georgia (1/31/07)
Career 5 Six times; last vs. Georgia (1/31/07)
<b>3-Pt Field Goals Attempted</b>
Season 11 Two times; last at Kentucky (1/28/07)
Career Same
<b>Free Throws Made</b>
Season 7 vs. Butler (11/22/06)
Career Same
<b>Free Throws Attempted</b>
Season 8 Two times; last vs. Oklahoma State (12/18/06)
Career Same
<b>Minutes</b>
Season 37 vs. Alabama (2/21/07)
Career Same

**Smith Recently**

A natural two-guard, he is learning the point guard position as the season progresses ... In league games, he led all SEC freshmen in assists (3.13) and steals (1.50) and is second in scoring (13.0 ppg) ... Has attacked the basket more as he's gotten more comfortable playing lead guard, getting to the free throw line 119 times in the past 25 games after shooting only six free throws in the first six games ... Has scored in double-figures in 18 of the last 22 games after not reaching double-figures in the first nine games of the season ... Earned SEC SEC Freshman of the Week honors for the second time on Feb. 5 after he scored a career-high 21 points on 8-of-11 shooting against Georgia and then scored 13 points with only one turnover against top-ranked Florida ... Named SEC Freshman of the Week on Jan. 8 after he had 13 points, seven assists, six rebounds and two blocked shots against Mississippi State (1/7/07) ... Played one of his best games of the season with career-high 21 points, including a pair of clutch 3-pointers against Georgia (1/31/07) ... Returned to the starting lineup against Texas (12/23/06) and scored 16 points but more impressively had nine assists without a turnover ... Scored 15 points and also had his first career blocked shot vs. Western Kentucky (12/16/06) ... Scored seven points to go with a career-high seven rebounds against 16th-ranked Memphis (12/6/06) ... Passed out five assists against Butler (11/22/06) ... Scored eight points against UNC Wilmington (11/14/06) ... Earned a starting assignment in the season-opener against Middle Tennessee (11/10/06).

**Noting Smith**

Rivals.com five-star prospect and No. 20 overall player in the Class of 2006... Finished among the top 10 vote getters for Michigan's Mr. Basketball ... Averaged 23.4 points, 6.5 rebounds, 5.6 assists and 2.0 steals per game as a senior ... A four-year starter ... Led King HS to three consecutive Class A regionals ... A first team All-Detroit selection by the *Detroit Free Press* ... Selected to the Class A All-State team as a senior ... Lists the thing that surprised him the most about Tennessee was the weight room ... Says the most rewarding thing about playing at Tennessee is the coaching staff and teammates.



**2006-07 Game-By-Game**

	Start	FG-A	3P-A	FT-A	Reb	PF	TP	A	TO	BK	S	Min	
Nov. 10	Middle Tennessee	g	1-5	0-0	0-0	2-0-2	3	2	2	3	0	20	
Nov. 13	1-Fordham	g	3-5	1-3	0-0	1-4-5	4	7	3	4	0	26	
Nov. 14	1-UNC Wilmington	g	3-6	0-2	2-3	0-2-2	1	8	2	3	0	22	
Nov. 19	Coppin State	g	0-1	0-0	2-2	0-1-1	2	2	3	4	0	19	
Nov. 22	1-Butler	g	0-4	0-0	0-1	2-4-6	2	0	5	5	0	20	
Nov. 24	1-North Carolina	g	3-9	0-1	0-0	1-1-2	3	6	2	1	0	20	
Nov. 27	at La.-Lafayette		0-2	0-1	1-2	0-0-0	0	1	0	0	0	10	
Dec. 1	Murray State		2-3	0-0	3-4	0-1-1	4	7	4	3	0	17	
Dec. 6	Memphis		1-7	0-1	5-6	0-7-7	0	7	1	2	0	23	
Dec. 16	Western Kentucky		4-5	1-1	6-9	0-3-3	4	15	2	4	1	22	
Dec. 18	2-Oklahoma State		2-5	0-1	1-2	1-2-3	3	5	0	4	0	22	
Dec. 23	Texas	g	4-9	0-1	8-13	2-1-3	3	16	9	0	0	38	
Dec. 28	Tennessee Tech	g	5-9	0-1	3-4	1-0-1	2	13	4	1	0	28	
Dec. 30	East Tennessee State		3-8	2-4	3-3	1-2-3	2	11	2	4	0	31	
Jan. 7	Mississippi State	g	5-10	1-2	2-3	3-3-6	1	13	7	1	2	33	
Jan. 10	at Vanderbilt	g	7-13	1-3	2-5	0-2-2	3	17	3	1	1	4	29
Jan. 13	at Ohio State	g	5-15	0-3	4-8	2-7-9	2	14	3	1	0	2	36
Jan. 17	at Auburn	g	7-12	2-2	3-6	1-1-2	4	19	3	3	0	2	35
Jan. 20	South Carolina	g	3-11	0-1	4-4	2-6-8	0	10	2	2	1	2	31
Jan. 24	at Ole Miss	g	7-16	0-3	2-6	2-3-5	4	16	2	10	0	0	34
Jan. 28	at Kentucky	g	4-12	1-4	1-2	0-3-3	1	10	5	3	0	1	32
Jan. 31	Georgia	g	8-11	3-4	2-2	0-3-3	2	21	4	4	0	1	33
Feb. 3	at Florida	g	5-12	0-1	3-4	0-2-2	4	13	2	1	0	0	26
Feb. 6	LSU	g	3-4	0-1	8-10	0-1-1	3	14	3	2	1	0	31
Feb. 10	Vanderbilt	g	3-8	0-2	3-3	0-1-1	1	9	4	4	1	4	27
Feb. 13	Kentucky	g	4-9	0-0	2-5	2-0-2	3	10	1	0	0	0	23
Feb. 17	at South Carolina	g	4-10	1-2	6-7	1-5-6	2	15	1	1	0	1	28
Feb. 21	Alabama	g	4-10	1-2	0-1	1-2-3	2	9	3	1	0	4	32
Feb. 24	at Arkansas	g	3-6	0-0	3-6	2-1-3	3	9	5	1	0	2	26
Feb. 27	Florida	g	3-8	0-1	4-4	0-2-2	1	10	2	4	0	1	30
March 3	at Georgia	g	5-11	1-1	2-2	1-3-4	5	13	3	2	0	1	28
March 8	3-LSU												

1-NIT Season Tip-Off; 2-at the Gaylord Entertainment Center (Nashville, Tenn.); 3-Southeastern Conference Tournament (Atlanta, Ga.)

**Career Statistics**

Year	GP-GS	Min	Avg	FG-A	Pct	3FG-A	Pct	FT-A	Pct	Off-Def-Rebs	Avg	PF-FO	Ast	TO	Blk	Stl	Pts	Avg
2007	31-25	832	26.8	111-256	.434	15-48	.313	85-127	.669	28-73-101	3.3	74-1	92	79	7	34	322	10.4

**Season/Career Highs**


<b>Points</b>
Season 21 vs. Georgia (1/31/07)
Career Same
<b>Rebounds</b>
Season 9 at Ohio State (1/13/07)
Career Same
<b>Assists</b>
Season 9 vs. Texas (12/23/06)
Career Same
<b>Blocks</b>
Season 2 vs. Mississippi State (1/7/07)
Career Same
<b>Steals</b>
Season 4 Three times; last vs. Alabama (2/21/07)
Career Same
<b>Field Goals Made</b>
Season 8 vs. Georgia (1/31/07)
Career Same
<b>Field Goals Attempted</b>
Season 16 at Mississippi (1/24/07)
Career Same
<b>3-Pt Field Goals Made</b>
Season 3 vs. Georgia (1/31/07)
Career Same
<b>3-Pt Field Goals Attempted</b>
Season 4 Three times; last vs. Georgia (1/31/07)
Career Same
<b>Free Throws Made</b>
Season 8 Two times; last vs. LSU (2/6/07)
Career Same
<b>Free Throws Attempted</b>
Season 13 vs. Texas (12/23/06)
Career Same
<b>Minutes</b>
Season 38 vs. Texas (12/23/06)
Career Same

**Tabb Recently**

An outstanding defender, he has caused his opponents to be called for six five-second counts while playing defense this season ... Over the past eight games is shooting 62.5 percent (15-of-24) from the field ... Earned starting assignments in three of UT's four games when Chris Lofton was out with an ankle injury ... Went 4-of-4 from the field in a nine-point effort over 23rd-ranked Vanderbilt (2/10/07) ... Earned his first career start at Rupp Arena when the Vols visited Kentucky (1/28/07) ... Dished out a career-high four assists against Georgia (1/31/07) ... Came off the bench to score 11 points on 3-of-5 3-point shooting to go with five rebounds and a steal at Mississippi (1/24/07) ... Was a perfect 3-of-3 on three-pointers against Coppin State (11/19/06) ... After scoring just two points in UT's two exhibition games, torched Middle Tennessee (11/10/06) for 13 points on 5-of-6 shooting from the field in the season-opener.

**Noting Tabb**

Timed as the second-fastest player on the team in a 40-yard sprint ... Four-star prospect by HoopScoopOnline.com ... Led Harmony Prep to a Division I national runner-up finish ... Rated as No. 5 player in the state of Illinois as a senior in 2005 at Carbondale HS ... Played first three seasons at Ullin Century HS before transferring to Carbondale HS for his senior season ... Two-time second team Class A All-State selection ... Averaged 21 points, five assists and six rebounds as a senior at Carbondale High School ... Led Carbondale HS to the 2005 state championship game ... Surpassed the 1,000 career scoring mark as a sophomore ... Says that the most rewarding thing about playing at UT is that he is getting to live his dream ... Describes his style of play as "all work and no play" ... Says the best part of his game is driving and making things happen.



**2006-07 Game-By-Game**

Start	FG-A	3P-A	FT-A	Reb	PF	TP	A	TO	BK	S	Min		
Nov. 10	Middle Tennessee	5-6	2-2	1-2	1-3-4	3	13	0	1	0	2	19	
Nov. 13	1-Fordham	0-0	0-0	1-2	2-3-5	0	1	0	4	1	0	15	
Nov. 14	1-UNC Wilmington	2-3	0-0	0-0	2-2-4	0	4	1	1	0	0	16	
Nov. 19	Coppin State	3-3	3-3	0-0	0-2-2	1	9	1	2	0	1	16	
Nov. 22	1-Butler	2-3	0-1	0-1	0-1-1	1	4	0	1	0	1	17	
Nov. 24	1-North Carolina	1-3	1-2	0-0	0-0-0	3	3	0	0	0	1	15	
Nov. 27	at La.-Lafayette	0-2	0-1	0-0	1-1-2	0	0	1	2	0	0	17	
Dec. 1	Murray State	0-2	0-0	0-0	0-1-1	2	0	1	0	0	3	19	
Dec. 6	Memphis	0-4	0-4	0-0	1-5-6	1	0	2	0	0	2	24	
Dec. 16	Western Kentucky	1-2	0-1	0-0	0-2-2	2	2	2	0	0	0	14	
Dec. 18	2-Oklahoma State	0-2	0-2	0-0	2-0-2	2	0	1	1	0	1	18	
Dec. 23	Texas	1-2	0-0	0-0	1-3-4	2	2	1	1	1	2	17	
Dec. 28	Tennessee Tech	4-7	1-3	0-1	2-2-4	0	9	2	0	0	0	14	
Dec. 30	East Tennessee State	0-1	0-1	0-2	0-2-2	3	0	0	4	0	2	15	
Jan. 7	Mississippi State	1-3	0-2	0-0	1-1-2	3	2	1	1	0	2	16	
Jan. 10	at Vanderbilt	1-3	1-1	0-0	2-1-3	2	3	0	1	0	0	13	
Jan. 13	at Ohio State	1-1	0-0	0-0	0-0-0	0	2	0	0	0	1	17	
Jan. 17	at Auburn	0-2	0-2	0-0	0-1-1	2	0	0	1	0	0	13	
Jan. 20	South Carolina	1-4	1-2	0-0	2-3-5	1	3	0	2	0	1	28	
Jan. 24	at Ole Miss	4-8	3-5	0-0	2-3-5	3	11	1	2	0	1	25	
Jan. 28	at Kentucky	g	3-7	0-2	0-0	1-3-4	2	6	2	2	0	1	24
Jan. 31	Georgia	g	1-2	0-1	0-0	0-4-4	3	2	4	4	0	0	17
Feb. 3	at Florida	g	3-3	0-0	0-1	0-2-2	3	6	2	2	0	1	25
Feb. 6	LSU	1-4	0-2	0-0	3-1-4	3	2	1	3	0	1	17	
Feb. 10	Vanderbilt	4-4	0-0	1-1	2-1-3	1	9	2	0	0	1	18	
Feb. 13	Kentucky	2-2	0-0	0-0	0-0-0	2	4	1	1	0	1	15	
Feb. 17	at South Carolina	2-4	0-0	0-0	2-1-3	3	4	1	0	0	0	22	
Feb. 21	Alabama	2-3	0-1	0-0	0-1-1	2	4	3	1	0	0	17	
Feb. 24	at Arkansas	0-1	0-1	0-0	1-0-1	2	0	2	1	0	1	12	
Feb. 27	Florida	1-3	0-1	0-0	1-3-4	2	2	3	0	0	0	18	
March 3	at Georgia	0-0	0-0	1-2	0-2-2	2	1	0	0	0	0	15	
March 8	3-LSU												

1-NIT Season Tip-Off; 2-at the Gaylord Entertainment Center (Nashville, Tenn.); 3-Southeastern Conference Tournament (Atlanta, Ga.)

**Career Statistics**

Year	GP-GS	Min	Avg	FG-A	Pct	3FG-A	Pct	FT-A	Pct	Off-Def-Rebs	Avg	PF-FO	Ast	TO	Blk	Stl	Pts	Avg
2007	31-3	548	17.7	46-94	.489	12-40	.300	4-12	.333	29-54-83	2.7	56-0	35	38	2	26	108	3.5

Season/Career Highs	
<b>Points</b>	
Season	13 vs. Middle Tennessee (11/10/06)
Career	Same
<b>Rebounds</b>	
Season	6 vs. Memphis (12/6/06)
Career	Same
<b>Assists</b>	
Season	4 vs. Georgia (1/31/07)
Career	Same
<b>Blocks</b>	
Season	1 Two times; last vs. Texas (12/23/06)
Career	Same
<b>Steals</b>	
Season	3 vs. Murray State (12/1/06)
Career	Same
<b>Field Goals Made</b>	
Season	5 vs. Middle Tennessee (11/10/06)
Career	Same
<b>Field Goals Attempted</b>	
Season	8 at Mississippi (1/24/07)
Career	Same
<b>3-Pt Field Goals Made</b>	
Season	3 Two times; last at Mississippi (1/24/07)
Career	Same
<b>3-Pt Field Goals Attempted</b>	
Season	5 at Mississippi (1/24/07)
Career	Same
<b>Free Throws Made</b>	
Season	1 Four times; last at Georgia (3/3/07)
Career	Same
<b>Free Throws Attempted</b>	
Season	2 Three times; last vs. East Tennessee State (13/30/06)
Career	Same
<b>Minutes</b>	
Season	28 vs. South Carolina (1/20/07)
Career	Same



# TENNESSEE BASKETBALL



Record:	Overall	Home	Away	Neutral
All Games	22-9	16-0	3-7	3-2
Conference	10-6	8-0	2-6	0-0
Non-Conference	12-3	8-0	1-1	3-2

Date	Time	Opponent	Score	Attend	High Points	High Rebounds	High Assists
Nov. 10	7:30 p.m.	Middle Tennessee	W, 83-52	17,798	16 JaJuan Smith	7 Dane Bradshaw 7 Wayne Chism	5 Dane Bradshaw
Nov. 13	8:00 p.m.	1-Fordham (ESPNU)	W, 78-71	3,186	30 Chris Lofton	5 Four players	3 Dane Bradshaw 3 Ramar Smith
Nov. 14	9:00 p.m.	1-UNC Wilmington (ESPNU)	W, 87-75	3,351	21 JaJuan Smith	8 Duke Crews	2 Four players
Nov. 19	4:00 p.m.	Coppin State	W, 99-65	21,633	19 Chris Lofton	11 Wayne Chism	9 Dane Bradshaw
Nov. 22	7:00 p.m.	2-Butler (ESPN2)	L, 44-56	9,123	16 JaJuan Smith	8 JaJuan Smith	5 Ramar Smith
Nov. 24	4:30 p.m.	2-#2 North Carolina (ESPN)	L, 87-101	9,498	18 Chris Lofton 18 JaJuan Smith	6 Duke Crews 6 Tony Passley	7 Dane Bradshaw
Nov. 27	8:00 p.m.	at Louisiana-Lafayette (FSN/SUN)	W, 77-67	4,364	31 Chris Lofton	9 Wayne Chism	6 Dane Bradshaw
Dec. 1	7:00 p.m.	Murray State (FSN/SUN)	W, 89-64	16,807	20 Chris Lofton	9 Wayne Chism	5 Dane Bradshaw
Dec. 6	9:00 p.m.	#16 Memphis (ESPN2)	W, 76-58	19,714	34 Chris Lofton	10 Duke Crews	2 Jordan Howell 2 Josh Tabb
Dec. 16	4:00 p.m.	Western Kentucky (FSN/SUN)	W, 93-79	17,895	32 Chris Lofton	10 Ryan Childress	4 Chris Lofton
Dec. 18	7:00 p.m.	3-#15 Oklahoma State (ESPN2)	W, 79-77	8,118	20 Chris Lofton	9 Duke Crews	5 Dane Bradshaw
Dec. 23	Noon	Texas (ESPN)	W, 101-105 ot	20,778	35 Chris Lofton	11 Chris Lofton	9 Ramar Smith
Dec. 28	7:00 p.m.	Tennessee Tech (CSS)	W, 101-77	19,001	23 JaJuan Smith	11 Ryan Childress	9 Dane Bradshaw
Dec. 30	8:00 p.m.	East Tennessee State (CSS)	W, 93-88	18,216	28 Chris Lofton	6 JaJuan Smith	4 Ryan Childress
Jan. 7	4:00 p.m.	*Mississippi State (LFS)	W, 92-84	17,603	21 Chris Lofton	6 Duke Crews 6 Ramar Smith	7 Ramar Smith
Jan. 10	8:00 p.m.	*at Vanderbilt	L, 81-82	14,316	29 Chris Lofton	6 Duke Crews	8 Dane Bradshaw
Jan. 13	1:00 p.m.	at #5 Ohio State (CBS)	L, 66-68	18,817	21 Chris Lofton	9 Ramar Smith	3 Ramar Smith 3 JaJuan Smith
Jan. 17	8:00 p.m.	*at Auburn (LFS)	L, 80-83	8,271	22 Chris Lofton	8 Duke Crews	7 Dane Bradshaw
Jan. 20	6:00 p.m.	*South Carolina (FSN/SUN)	W, 64-61	23,238	21 JaJuan Smith	10 Wayne Chism	7 Dane Bradshaw
Jan. 24	8:00 p.m.	*at Ole Miss	L, 69-83	8,052	22 JaJuan Smith	6 Wayne Chism	7 Dane Bradshaw
Jan. 28	1:00 p.m.	*at Kentucky (CBS)	L, 57-76	24,311	25 JaJuan Smith	4 Dane Bradshaw 4 Josh Tabb 4 Jordan Howell	5 Ramar Smith
Jan. 31	7:30 p.m.	*Georgia	W, 82-71	17,686	22 JaJuan Smith	10 Duke Crews	5 Dane Bradshaw
Feb. 3	3:00 p.m.	*at #1 Florida (LFS)	L, 78-94	12,222	19 Wayne Chism	6 Wayne Chism	6 Dane Bradshaw
Feb. 6	9:00 p.m.	*LSU (ESPN)	W, 70-67	17,274	15 JaJuan Smith	8 Dane Bradshaw	3 Ramar Smith
Feb. 10	1:00 p.m.	*#23 Vanderbilt (LFS)	W, 84-57	21,493	17 Wayne Chism	12 Wayne Chism	7 Dane Bradshaw
Feb. 13	7:00 p.m.	*#20 Kentucky (ESPN)	W, 89-85	22,320	23 Chris Lofton	7 JaJuan Smith	9 Dane Bradshaw
Feb. 17	3:30 p.m.	*at South Carolina (ABC)	L, 64-81	12,789	15 Ramar Smith	7 Wayne Chism	3 Chris Lofton
Feb. 21	8:00 p.m.	*#25 Alabama (LFS)	W, 69-66 ot	19,068	20 Chris Lofton	7 JaJuan Smith 7 Ryan Childress	3 Ramar Smith
Feb. 24	1:00 p.m.	*at Arkansas (LFS)	W, 83-72	18,903	31 Chris Lofton	7 Ryan Childress	5 Ramar Smith
Feb. 27	9:00 p.m.	*#5 Florida (ESPN)	W, 86-76	24,047	21 Chris Lofton	6 Dane Bradshaw	5 Dane Bradshaw
March 3	4:00 p.m.	*at Georgia (LFS)	W, 71-65	10,230	19 JaJuan Smith	6 Wayne Chism	4 Dane Bradshaw
March 8	9:45 p.m.	4-LSU (LFS)					

1-Dick's Sporting Goods NIT Season Tip-Off (Nashville, Tenn.)

2-Dick's Sporting Goods NIT Season Tip-Off (New York, N.Y.)

3-Nashville, Tenn. (Gaylord Entertainment Center)

4-Southeastern Conference Tournament (Atlanta, Ga.)

\* Southeastern Conference Game

All Times Eastern and Subject To Change

**2006-07 Tennessee Basketball**  
**Tennessee Combined Team Statistics (as of Mar 03, 2007)**  
**All games**

<b>RECORD:</b>	<b>OVERALL</b>	<b>HOME</b>	<b>AWAY</b>	<b>NEUTRAL</b>
<b>ALL GAMES.....</b>	<b>(22-9)</b>	<b>(16-0)</b>	<b>(3-7)</b>	<b>(3-2)</b>
<b>CONFERENCE.....</b>	<b>(10-6)</b>	<b>(8-0)</b>	<b>(2-6)</b>	<b>(0-0)</b>
<b>NON-CONFERENCE.....</b>	<b>(12-3)</b>	<b>(8-0)</b>	<b>(1-1)</b>	<b>(3-2)</b>

## Player	GP-GS	Min--Avg	---TOTAL---		---3-PTS---		FT-FTA	Pct	---REBOUNDS---				PF	FO	A	TO	Blk	Stl	Pts	Avg
			FG-FGA	Pct	3FG-FGA	Pct			Off	Def	Tot	Avg								
05 Chris Lofton.....	27-27	790 29.3	175-364	.481	90-215	.419	115-142	.810	31	50	81	3.0	43	1	47	48	4	37	555	20.6
02 JaJuan Smith.....	31-31	891 28.7	161-356	.452	78-217	.359	73-101	.723	48	89	137	4.4	80	2	42	58	7	65	473	15.3
12 Ramar Smith.....	31-25	832 26.8	111-256	.434	15-48	.313	85-127	.669	28	73	101	3.3	74	1	92	79	7	34	322	10.4
04 Wayne Chism.....	31-14	607 19.6	105-235	.447	23-67	.343	52-87	.598	62	107	169	5.5	90	2	28	41	20	20	285	9.2
32 Duke Crews.....	31-18	613 19.8	102-196	.520	0-0	.000	56-95	.589	74	82	156	5.0	83	2	19	52	31	20	260	8.4
23 Dane Bradshaw.....	31-31	855 27.6	59-170	.347	18-63	.286	39-69	.565	34	93	127	4.1	72	0	143	55	13	60	175	5.6
34 Ryan Childress.....	31-1	482 15.5	58-133	.436	15-52	.288	31-58	.534	48	74	122	3.9	42	0	26	31	14	22	162	5.2
15 Jordan Howell.....	23-5	437 19.0	31-84	.369	25-70	.357	13-19	.684	6	25	31	1.3	35	0	36	18	0	12	100	4.3
25 Josh Tabb.....	31-3	548 17.7	46-94	.489	12-40	.300	4-12	.333	29	54	83	2.7	56	0	35	38	2	26	108	3.5
03 Marques Johnson....	4-0	45 11.3	2-8	.250	1-3	.333	3-5	.600	0	2	2	0.5	8	0	5	6	0	1	8	2.0
13 Tony Passley.....	17-0	115 6.8	11-28	.393	1-4	.250	8-16	.500	13	16	29	1.7	28	0	8	18	3	2	31	1.8
11 Quinn Cannington...	5-0	5 1.0	1-1	1.000	1-1	1.000	0-0	.000	0	0	0	0.0	1	0	0	0	0	0	3	0.6
21 Justin Jackson.....	1-0	2 2.0	0-0	.000	0-0	.000	0-0	.000	0	0	0	0.0	1	0	0	0	0	0	0	0.0
40 Daniels-Mulholland.	3-0	3 1.0	0-0	.000	0-0	.000	0-0	.000	0	0	0	0.0	0	0	0	0	0	0	0	0.0
30 Ben Bosse.....	8-0	14 1.8	0-2	.000	0-0	.000	0-0	.000	1	0	1	0.1	2	0	1	0	1	1	0	0.0
24 Tanner Wild.....	9-0	11 1.2	0-3	.000	0-1	.000	0-0	.000	1	0	1	0.1	2	0	1	1	0	0	0	0.0
TEAM.....									40	23	63	2.0	1		9					

Total.....	31	6250	862-1930	.447	279-781	.357	479-731	.655	415	688	1103	35.6	618	8	483	454	102	300	2482	80.1
Opponents.....	31	6250	806-1776	.454	211-615	.343	483-668	.723	373	791	1164	37.5	645	22	464	585	127	203	2306	74.4

TEAM STATISTICS	UT	OPP	DATE	OPPONENT	W/L	SCORE	ATTEND														
SCORING.....	2482	2306	11/10/06	MIDDLE TENNESSEE	W	83-52	17798														
Points per game.....	80.1	74.4	!11/13/06	vs Fordham	W	78-71	3186														
Scoring margin.....	+5.7	-	!11/14/06	vs UNC Wilmington	W	87-75	3351														
FIELD GOALS-ATT.....	862-1930	806-1776	11/19/06	COPPIN STATE	W	99-65	21633														
Field goal pct.....	.447	.454	@11/22/06	vs Butler	L	44-56	9123														
3 POINT FG-ATT.....	279-781	211-615	@11/24/06	vs North Carolina	L	87-101	9498														
3-point FG pct.....	.357	.343	11/27/06	at Louisiana-Lafayette	W	77-67	4364														
3-pt FG made per game..	9.0	6.8	12/01/06	MURRAY STATE	W	89-64	16807														
FREE THROWS-ATT.....	479-731	483-668	12/06/06	MEMPHIS	W	76-58	19714														
Free throw pct.....	.655	.723	12/16/06	WESTERN KENTUCKY	W	93-79	17895														
REBOUNDS.....	1103	1164	%12/18/06	vs Oklahoma State	W	79-77	8118														
Rebounds per game.....	35.6	37.5	12/23/06	TEXAS	W OT	111-105	20778														
Rebounding margin.....	-2.0	-	12/28/06	TENNESSEE TECH	W	101-77	19001														
ASSISTS.....	483	464	12/30/06	EAST TENNESSEE STATE	W	93-88	18216														
Assists per game.....	15.6	15.0	*01/07/07	MISSISSIPPI STATE	W	92-84	17603														
TURNOVERS.....	454	585	*01/10/07	at Vanderbilt	L	81-82	14316														
Turnovers per game.....	14.6	18.9	01/13/07	at Ohio State	L	66-68	18817														
Turnover margin.....	+4.2	-	*01/17/07	at Auburn	L	80-83	8271														
Assist/turnover ratio..	1.1	0.8	*01/20/07	SOUTH CAROLINA	W	64-61	23238														
STEALS.....	300	203	*01/24/07	at Ole Miss	L	69-83	8052														
Steals per game.....	9.7	6.5	*01/28/07	at Kentucky	L	57-76	24311														
BLOCKS.....	102	127	*01/31/07	GEORGIA	W	82-71	17686														
Blocks per game.....	3.3	4.1	*02/03/07	at Florida	L	78-94	12222														
WINNING STREAK.....	4	-	*02/06/07	LSU	W	70-67	17274														
Home win streak.....	16	-	*02/10/07	VANDERBILT	W	84-57	21493														
ATTENDANCE.....	314571	165551	*02/13/07	KENTUCKY	W	89-85	22320														
Home games-Avg/Game....	16-19661	10-13228	*02/17/07	at South Carolina	L	64-81	12789														
Neutral site-Avg/Game..	-	5-6655	*02/21/07	ALABAMA	W OT	69-66	19068														
			*02/24/07	at Arkansas	W	83-72	18903														
SCORE BY PERIODS:	1st	2nd	OT	Total	*02/27/07	FLORIDA	W	86-76	24047												
					*03/03/07	at Georgia	W	71-65	10230												
Tennessee.....	1199	1252	31	-					2482												
Opponents.....	1044	1240	22	-					2306												

! = NIT Season Tip-Off (Nashville, Tenn.)  
@ = NIT Season Tip-Off (New York, N.Y.)  
% = Gaylord Entertainment Center (Nashville, Tenn.)  
\* = Southeastern Conference game

2006-07 Tennessee Basketball  
Tennessee Combined Team Statistics (as of Mar 03, 2007)  
Conference games

<b>RECORD:</b>	<b>OVERALL</b>	<b>HOME</b>	<b>AWAY</b>	<b>NEUTRAL</b>
<b>ALL GAMES.....</b>	<b>(10-6)</b>	<b>(8-0)</b>	<b>(2-6)</b>	<b>(0-0)</b>
<b>CONFERENCE.....</b>	<b>(10-6)</b>	<b>(8-0)</b>	<b>(2-6)</b>	<b>(0-0)</b>
<b>NON-CONFERENCE.....</b>	<b>(0-0)</b>	<b>(0-0)</b>	<b>(0-0)</b>	<b>(0-0)</b>

## Player	GP-GS	Min--Avg	---TOTAL---		---3-PTS---		FT-FTA	Pct	---REBOUNDS---				PF	FO	A	TO	Blk	Stl	Pts	Avg
			FG-FGA	Pct	3FG-FGA	Pct			Off	Def	Tot	Avg								
05 Chris Lofton.....	12-12	339 28.3	68-150	.453	33-88	.375	53-66	.803	7	19	26	2.2	13	0	25	20	1	10	222	18.5
02 JaJuan Smith.....	16-16	488 30.5	90-191	.471	42-116	.362	30-44	.682	25	52	77	4.8	41	0	17	24	3	30	252	15.8
12 Ramar Smith.....	16-16	478 29.9	75-163	.460	11-29	.379	47-70	.671	15	38	53	3.3	39	1	50	40	6	24	208	13.0
04 Wayne Chism.....	16-12	337 21.1	65-129	.504	11-30	.367	18-30	.600	31	54	85	5.3	47	2	16	24	13	14	159	9.9
32 Duke Crews.....	16-5	290 18.1	43-85	.506	0-0	.000	28-52	.538	31	38	69	4.3	44	2	8	30	21	7	114	7.1
15 Jordan Howell.....	13-0	263 20.2	22-56	.393	19-47	.404	6-12	.500	5	17	22	1.7	21	0	14	10	0	9	69	5.3
34 Ryan Childress.....	16-0	245 15.3	26-59	.441	10-29	.345	13-26	.500	19	34	53	3.3	17	0	10	15	5	13	75	4.7
23 Dane Bradshaw.....	16-16	465 29.1	17-75	.227	8-31	.258	19-29	.655	17	48	65	4.1	37	0	79	30	2	28	61	3.8
25 Josh Tabb.....	16-3	295 18.4	26-53	.491	5-20	.250	2-4	.500	17	27	44	2.8	36	0	23	21	0	10	59	3.7
13 Tony Passley.....	5-0	19 3.8	0-1	.000	0-1	.000	0-0	.000	2	0	2	0.4	5	0	1	1	0	0	0	0.0
24 Tanner Wild.....	3-0	2 0.7	0-1	.000	0-0	.000	0-0	.000	0	0	0	0.0	0	0	0	0	0	0	0	0.0
30 Ben Bosse.....	3-0	2 0.7	0-1	.000	0-0	.000	0-0	.000	0	0	0	0.0	1	0	0	0	0	0	0	0.0
40 Daniels-Mulholland..	1-0	0 0.0	0-0	.000	0-0	.000	0-0	.000	0	0	0	0.0	0	0	0	0	0	0	0	0.0
11 Quinn Cannington...	3-0	2 0.7	0-0	.000	0-0	.000	0-0	.000	0	0	0	0.0	1	0	0	0	0	0	0	0.0
TEAM.....									24	8	32	2.0	0		3					
Total.....	16	3225	432-964	.448	139-391	.355	216-333	.649	193	335	528	33.0	302	5	242	218	52	145	1219	76.2
Opponents.....	16	3225	426-912	.467	117-332	.352	234-332	.705	202	402	604	37.8	300	8	239	272	72	105	1203	75.2

TEAM STATISTICS	UT	OPP	DATE	OPPONENT	W/L	SCORE	ATTEND
SCORING.....	1219	1203	*01/07/07	MISSISSIPPI STATE	W	92-84	17603
Points per game.....	76.2	75.2	*01/10/07	at Vanderbilt	L	81-82	14316
Scoring margin.....	+1.0	-	*01/17/07	at Auburn	L	80-83	8271
FIELD GOALS-ATT.....	432-964	426-912	*01/20/07	SOUTH CAROLINA	W	64-61	23238
Field goal pct.....	.448	.467	*01/24/07	at Ole Miss	L	69-83	8052
3 POINT FG-ATT.....	139-391	117-332	*01/28/07	at Kentucky	L	57-76	24311
3-point FG pct.....	.355	.352	*01/31/07	GEORGIA	W	82-71	17686
3-pt FG made per game..	8.7	7.3	*02/03/07	at Florida	L	78-94	12222
FREE THROWS-ATT.....	216-333	234-332	*02/06/07	LSU	W	70-67	17274
Free throw pct.....	.649	.705	*02/10/07	VANDERBILT	W	84-57	21493
REBOUNDS.....	528	604	*02/13/07	KENTUCKY	W	89-85	22320
Rebounds per game.....	33.0	37.8	*02/17/07	at South Carolina	L	64-81	12789
Rebounding margin.....	-4.7	-	*02/21/07	ALABAMA	W OT	69-66	19068
ASSISTS.....	242	239	*02/24/07	at Arkansas	W	83-72	18903
Assists per game.....	15.1	14.9	*02/27/07	FLORIDA	W	86-76	24047
TURNOVERS.....	218	272	*03/03/07	at Georgia	W	71-65	10230
Turnovers per game.....	13.6	17.0					
Turnover margin.....	+3.4	-					
Assist/turnover ratio..	1.1	0.9					
STEALS.....	145	105					
Steals per game.....	9.1	6.6					
BLOCKS.....	52	72					
Blocks per game.....	3.3	4.5					
WINNING STREAK.....	4	-					
Home win streak.....	8	-					
ATTENDANCE.....	162729	109094					
Home games-Avg/Game....	8-20341	8-13637					
Neutral site-Avg/Game..	-	0-0					

! = NIT Season Tip-Off (Nashville, Tenn.)  
@ = NIT Season Tip-Off (New York, N.Y.)  
% = Gaylord Entertainment Center (Nashville, Tenn.)  
\* = Southeastern Conference game

SCORE BY PERIODS:	1st	2nd	OT	Total
Tennessee.....	589	621	9	- 1219
Opponents.....	516	681	6	- 1203



**Tennessee Individual Game Highs**

Points	35	Chris Lofton vs Texas (12/23/06)
Field Goals Made	12	Chris Lofton vs Memphis (12/06/06)
	12	Chris Lofton at Louisiana-Lafayette (11/27/06)
Field Goal Attempts	24	Chris Lofton vs Texas (12/23/06)
Field Goal % (min 5 made)	833 (5-6)	Ryan Childress vs Tennessee Tech (12/28/06)
	833 (5-6)	Josh Tabb vs Middle Tennessee (11/10/06)
3 PT FG Made	7	Chris Lofton vs Texas (12/23/06)
	7	Chris Lofton at Louisiana-Lafayette (11/27/06)
3 PT FG Attempts	16	Chris Lofton vs Texas (12/23/06)
3 PT FG % (min 3 made)	1.000 (3-3)	Josh Tabb vs Coppin State (11/19/06)
Free Throws Made	13	Chris Lofton vs East Tennessee State (12/30/06)
Free Throw Attempts	13	Chris Lofton vs East Tennessee State (12/30/06)
	13	Chris Lofton vs Texas (12/23/06)
	13	Ramar Smith vs Texas (12/23/06)
Free Throw % (min 5 made)	1.000 (13-13)	Chris Lofton vs East Tennessee State (12/30/06)
	1.000 (6-6)	Chris Lofton vs Vanderbilt (02/10/07)
	1.000 (6-6)	Wayne Chism vs East Tennessee State (12/30/06)
	1.000 (5-5)	Chris Lofton vs LSU (02/06/07)
Rebounds	12	Wayne Chism vs Vanderbilt (02/10/07)
Assists	9	Dane Bradshaw vs Kentucky (02/13/07)
	9	Dane Bradshaw vs Tennessee Tech (12/28/06)
	9	Ramar Smith vs Texas (12/23/06)
	9	Dane Bradshaw vs Coppin State (11/19/06)
Steals	6	JaJuan Smith vs Alabama (02/21/07)
	6	JaJuan Smith vs Oklahoma State (12/18/06)
Blocked Shots	4	Duke Crews vs Georgia (01/31/07)

**Tennessee Team Game Highs**

Points	111	vs Texas (12/23/06)
Field Goals Made	38	vs Tennessee Tech (12/28/06)
Field Goal Attempts	81	vs Alabama (02/21/07)
Field Goal %	580 (29-50)	vs Florida (02/27/07)
3 PT FG Made	15	vs North Carolina (11/24/06)
3 PT FG Attempts	36	vs Alabama (02/21/07)
3 PT FG %	542 (13-24)	vs Coppin State (11/19/06)
Free Throws Made	30	vs East Tennessee State (12/30/06)
	30	vs Texas (12/23/06)
Free Throw Attempts	41	vs Texas (12/23/06)
Free Throw %	857 (30-35)	vs East Tennessee State (12/30/06)
Rebounds	50	vs Memphis (12/06/06)
Assists	29	vs Coppin State (11/19/06)
Steals	18	vs Alabama (02/21/07)
Blocked Shots	9	vs Tennessee Tech (12/28/06)
Turnovers	26	vs Fordham (11/13/06)
Fouls	26	vs North Carolina (11/24/06)
	26	vs Fordham (11/13/06)

**Tennessee Team Game Lows**

Points	44	vs Butler (11/22/06)
Field Goals Made	13	vs Butler (11/22/06)
Field Goal Attempts	49	vs Georgia (01/31/07)
Field Goal %	250 (13-52)	vs Butler (11/22/06)
3 PT FG Made	4	vs South Carolina (01/20/07)
	4	vs Oklahoma State (12/18/06)
3 PT FG Attempts	16	vs Middle Tennessee (11/10/06)
3 PT FG %	174 (4-23)	vs Oklahoma State (12/18/06)
Free Throws Made	5	at Kentucky (01/28/07)
	5	at Ohio State (01/13/07)
Free Throw Attempts	10	at Kentucky (01/28/07)
Free Throw %	400 (6-15)	at Vanderbilt (01/10/07)
Rebounds	25	vs Florida (02/27/07)
Assists	6	vs LSU (02/06/07)
Steals	4	at South Carolina (02/17/07)
	4	vs Butler (11/22/06)
Blocked Shots	0	at Ohio State (01/13/07)
	0	vs Oklahoma State (12/18/06)
	0	at Louisiana-Lafayette (11/27/06)
Turnovers	8	vs Kentucky (02/13/07)
	8	at Ohio State (01/13/07)
	8	vs Tennessee Tech (12/28/06)
	8	vs Texas (12/23/06)
Fouls	10	vs South Carolina (01/20/07)

**Opponent Individual Game Highs**

Points	27	Tyler Hansbrough vs North Carolina (11/24/06)
Field Goals Made	10	Derrick Byars at Vanderbilt (01/10/07)
	10	Kevin Durant vs Texas (12/23/06)
Field Goal Attempts	22	Kevin Durant vs Texas (12/23/06)
Field Goal % (min 5 made)	1.000 (6-6)	Jeremy Evans vs Western Kentucky (12/16/06)
	1.000 (5-5)	Rhett Hebert at Louisiana-Lafayette (11/27/06)
3 PT FG Made	5	Tre' Kelley vs South Carolina (01/20/07)
	5	A.J. Abrams vs Texas (12/23/06)
3 PT FG Attempts	12	Ramel Bradley at Kentucky (01/28/07)
	12	Clarence Sanders at Ole Miss (01/24/07)
	12	A.J. Abrams vs Texas (12/23/06)
3 PT FG % (min 3 made)	1.000 (4-4)	Darryl Felder vs UNC Wilmington (11/14/06)
Free Throws Made	12	Al Horford at Florida (02/03/07)
Free Throw Attempts	16	Al Horford at Florida (02/03/07)
Free Throw % (min 5 made)	1.000 (7-7)	Belton Rivers vs Tennessee Tech (12/28/06)
	1.000 (7-7)	Danero Thomas vs Murray State (12/01/06)
	1.000 (6-6)	Several players
	1.000 (5-5)	Taurean Green at Florida (02/03/07)
Rebounds	17	Valentino Hart at Louisiana-Lafayette (11/27/06)
Assists	13	D.J. Augustin vs Texas (12/23/06)
Steals	5	Levi Stukes at Georgia (03/03/07)
	5	Corey Brewer vs Florida (02/27/07)
	5	Tywan McKee vs Coppin State (11/19/06)
Blocked Shots	4	Al Horford vs Florida (02/27/07)
	4	Brandon Wallace at South Carolina (02/17/07)
	4	Damion James vs Texas (12/23/06)

**Opponent Team Game Highs**

Points	105	vs Texas (12/23/06)
Field Goals Made	35	vs East Tennessee State (12/30/06)
	35	vs North Carolina (11/24/06)
Field Goal Attempts	77	vs Memphis (12/06/06)
Field Goal %	564 (31-55)	vs Kentucky (02/13/07)
3 PT FG Made	13	at South Carolina (02/17/07)
	13	vs Texas (12/23/06)
3 PT FG Attempts	31	vs Texas (12/23/06)
3 PT FG %	545 (6-11)	vs North Carolina (11/24/06)
Free Throws Made	25	at Florida (02/03/07)
	25	vs Oklahoma State (12/18/06)
	25	vs North Carolina (11/24/06)
Free Throw Attempts	34	at Florida (02/03/07)
Free Throw %	923 (12-13)	vs East Tennessee State (12/30/06)
Rebounds	54	vs North Carolina (11/24/06)
Assists	22	vs Texas (12/23/06)
	22	vs North Carolina (11/24/06)
Steals	15	vs East Tennessee State (12/30/06)
Blocked Shots	6	vs Alabama (02/21/07)
	6	at Florida (02/03/07)
	6	at Vanderbilt (01/10/07)
	6	vs Butler (11/22/06)
	6	vs Middle Tennessee (11/10/06)
Turnovers	32	vs UNC Wilmington (11/14/06)
Fouls	29	vs Texas (12/23/06)

**Opponent Team Game Lows**

Points	52	vs Middle Tennessee (11/10/06)
Field Goals Made	17	vs Vanderbilt (02/10/07)
	17	vs Middle Tennessee (11/10/06)
Field Goal Attempts	44	vs Oklahoma State (12/18/06)
Field Goal %	286 (22-77)	vs Memphis (12/06/06)
3 PT FG Made	1	at Arkansas (02/24/07)
3 PT FG Attempts	8	at Arkansas (02/24/07)
3 PT FG %	125 (1-8)	at Arkansas (02/24/07)
Free Throws Made	2	vs South Carolina (01/20/07)
Free Throw Attempts	5	vs South Carolina (01/20/07)
Free Throw %	400 (2-5)	vs South Carolina (01/20/07)
Rebounds	27	vs UNC Wilmington (11/14/06)
Assists	7	vs Butler (11/22/06)
Steals	2	vs South Carolina (01/20/07)
	2	vs Texas (12/23/06)
	2	vs Oklahoma State (12/18/06)
Blocked Shots	2	vs Georgia (01/31/07)
	2	vs Western Kentucky (12/16/06)
	2	vs Memphis (12/06/06)
	2	at Louisiana-Lafayette (11/27/06)
	2	vs Fordham (11/13/06)
	2	vs UNC Wilmington (11/14/06)
Turnovers	8	at South Carolina (02/17/07)
Fouls	13	at South Carolina (02/17/07)
	13	at Ole Miss (01/24/07)
	13	at Ohio State (01/13/07)
	13	at Vanderbilt (01/10/07)







# TENNESSEE BASKETBALL



## Attendance Summary

	Games	Totals	Average
Home	16	314,571	19,661
Away	10	132,275	13,228
Neutral	5	33,276	6,655
Total	31	480,122	15,488

## Tennessee's Record When...

Leading at halftime.....	19-5
Trailing at halftime.....	3-4
Tied at the halftime.....	0-0
Leading with 10:00 remaining.....	19-2
Trailing with 10:00 remaining.....	3-7
Tied with 10:00 remaining.....	0-0
Leading with 5:00 remaining.....	19-0
Trailing with 5:00 remaining.....	2-8
Tied with 5:00 remaining.....	1-1
In Overtime.....	2-0
Tennessee outrebounds opponent.....	11-2
Tennessee is outrebounded.....	9-7
Same amount of rebounds.....	2-0
Tennessee commits more turnovers.....	5-3
Opponent commits more turnovers.....	16-6
Same amount of turnovers.....	0-0
Tennessee shoots 50 percent or better.....	7-0
Opponent shoots 50 percent or better.....	7-4
Tennessee shoots less than 50 percent.....	15-9
Opponent shoots less than 50 percent.....	15-5
Tennessee shoots better than opponent.....	10-1
Opponent shoots better than Tennessee.....	12-8
Same shooting percentage.....	0-0
Tennessee has more free throw attempts.....	16-2
Opponent has more free throw attempts.....	4-7
Same amount of free throw attempts.....	2-0
Tennessee bench outscores opponent bench.....	12-5
Opponent bench outscores Tennessee bench.....	10-3
Benches score the same.....	0-1
Tennessee less than 50.....	0-1
Tennessee scores between 50-59.....	0-1
Tennessee scores between 60-69.....	2-3
Tennessee scores between 70-79.....	6-1
Tennessee scores between 80-89.....	8-3
Tennessee scores between 90-99.....	4-0
Tennessee scores 100 or more.....	2-0
Opponent less than 50.....	0-0
Opponent scores between 50-59.....	3-1
Opponent scores between 60-69.....	7-1
Opponent scores between 70-79.....	8-1
Opponent scores between 80-89.....	3-4
Opponent scores between 90-99.....	0-1
Opponent scores 100 or more.....	1-1
In November.....	5-2
In December.....	7-0
In January.....	3-5
In February.....	6-2
In March.....	1-0
On Monday.....	3-0
On Tuesday.....	4-0
On Wednesday.....	3-4
On Thursday.....	1-0
On Friday.....	2-1
On Saturday.....	7-3
On Sunday.....	2-1

## Starting Lineups

W-L	Score	Starting Lineup
8-5		R. Smith, Lofton, J. Smith, Bradshaw, Crews
4-0		Howell, Lofton, J. Smith, Bradshaw, Crews
1-0		Howell, Lofton, J. Smith, Bradshaw, Chism
1-0		Bradshaw, Lofton, J. Smith, Childress, Chism
0-1		R. Smith, J. Smith, Bradshaw, Crews, Chism
1-2		R. Smith, J. Smith, Tabb, Bradshaw, Chism
7-1		R. Smith, Lofton, J. Smith, Bradshaw, Chism

## Margin of Victory/Defeat

	1	2	3	4	5	6	7	8	9	10	11-15	16-19	20-24	25+
Wins	-	1	3	1	1	2	1	1	-	2	4	-	2	4
Losses	1	1	1	-	-	-	-	-	-	-	3	3	-	-

## Most First Half Points

Tennessee	56 vs. Tennessee Tech (12/28/06)
Opponents	56 by North Carolina (11/24/06)

## Fewest First Half Points

Tennessee	24 at Florida (2/3/07)
Opponents	21 by Vanderbilt (2/10/07)

## Largest Halftime Lead

Tennessee	21 vs. Memphis (12/6/06)
	21 vs. Vanderbilt (2/10/07)
Opponents	24 by Florida (2/3/07)

## Jump Balls Controlled

Tennessee	19
Opponents	13

## How Scored First Points

Dunk	2
Free Throw	2
Jump Shot	4
Lay-up	7
3-Pointer	15
Tip-In	1

## Scored UT's First Points

JaJuan Smith	13
Chris Lofton	7
Dane Bradshaw	4
Duke Crews	3
Wayne Chism	3
Ramar Smith	1

## First Off UT Bench\*

Wayne Chism	15
Ryan Childress	12
Duke Crews	12
Josh Tabb	9
Jordan Howell	6
Ramar Smith	2
Marques Johnson	1

\* includes multiple substitutions

## Dunks

Duke Crews	36
Wayne Chism	12
JaJuan Smith	6
Ramar Smith	5
Ryan Childress	4
Josh Tabb	2
Dane Bradshaw	1

## Inbounds Pressure

Timeouts	28
5-Second Calls	19
Forced Turnovers	148
Total Turnovers	167

## Most Second Half Points

Tennessee	54 vs. Texas (12/23/06)
	54 at Florida (2/3/07)

Opponents	55 at Mississippi (1/24/07)
	55 by Kentucky (2/13/07)

## Fewest Second Half Points

Tennessee	19 vs. Butler (11/22/06)
Opponents	25 by Middle Tennessee (11/10/06)

## Largest Margin Of Victory

Tennessee	34 vs. Coppin State (11/19/06)
Opponents	19 at Kentucky (1/28/07)

## Steal Leader\*

	Sea	Car
Dane Bradshaw	12	32
Ryan Childress	2	2
Wayne Chism	1	1
Duke Crews	2	2
Jordan Howell	2	2
Chris Lofton	3	23
JaJuan Smith	13	18
Ramar Smith	5	5
Josh Tabb	4	4

## Block Leader\*

	Sea	Car
Dane Bradshaw	6	13
Ryan Childress	7	8
Wayne Chism	6	6
Duke Crews	13	13
Chris Lofton	2	3
Tony Passley	2	2
JaJuan Smith	5	7
Ramar Smith	5	5
Josh Tabb	2	2

## 10+ Points

	Sea	Car
Dane Bradshaw	7	13
Ryan Childress	4	4
Wayne Chism	11	11
Duke Crews	12	12
Jordan Howell	1	1
Chris Lofton	23	68
JaJuan Smith	26	40
Ramar Smith	18	18
Josh Tabb	2	2

## 20+ Points

	Sea	Car
Dane Bradshaw	0	1
Chris Lofton	16	32
JaJuan Smith	8	8
Ramar Smith	1	1

## 30+ Points

	Sea	Car
Chris Lofton	6	8

## 10+ Rebounds

	Sea	Car
Dane Bradshaw	0	4
Ryan Childress	2	2
Wayne Chism	3	3
Duke Crews	3	3
Chris Lofton	1	1
JaJuan Smith	0	1

## 10+ Assists

	Sea	Car

## Double-Doubles

	Sea	Car
Dane Bradshaw	0	3
Ryan Childress	1	1
Wayne Chism	3	3
Duke Crews	2	2
Chris Lofton	1	1

\* includes all ties



# TENNESSEE BASKETBALL



## Game #1

### Middle Tennessee (0-1)

#### #25 Tennessee (1-0)

### UNC Wilmington (1-1)

#### #24 Tennessee (3-0)

## Game #3

### 8:00 p.m. (CST) • Nov. 14, 2006 • Gaylord Entertainment Center • Nashville, Tenn.

UNC Wilmington	FG	3PT	FT	REBS	PF	TP	A	T	O	Bi	St	Min
41 Todd Hendley	f	6-9	1-3	0-1	0-1	5	13	0	4	1	2	20
32 Vladimir Kuljanin	c	6-8	0-0	2-3	2-8	10	14	1	4	0	0	29
01 Montez Downey	g	2-6	0-4	0-0	0-2	3	4	2	4	0	1	32
04 Daniel Fountain	g	5-7	4-6	1-2	0-1	1	15	2	4	0	1	31
22 Temi Soyobo	g	2-7	1-3	5-6	1-2	3	10	6	3	0	0	21
12 Josh Sheets	0-0	0-0	2-2	0-0	3	2	1	1	0	1	9	
23 Darion Jerald	0-1	0-0	0-0	0-0	1	0	2	2	0	2	10	
24 Jeff Horowitz	0-2	0-0	0-0	1-6	2	0	1	3	0	2	11	
30 Perry Felder	4-6	4-4	3-5	0-0	2	15	1	4	0	1	19	
31 Dejan Grkovic	1-3	0-1	0-0	0-0	1	2	0	2	1	1	18	
TEAM				0-3								
Totals		26-49	10-21	13-19	4-23	27	75	16	32	2	11	200

TOTAL FG%	1st Half: 13-23 56.5%	2nd Half: 13-26 50.0%	Game: 53.1%
3-Pt. FG%	1st Half: 6-11 54.5%	2nd Half: 4-10 40.0%	Game: 47.6%
F Throw %	1st Half: 8-10 80.0%	2nd Half: 5-9 55.6%	Game: 68.4%

Tennessee	FG	3PT	FT	REBS	PF	TP	A	T	O	Bi	St	Min
23 Dane Bradshaw	f	0-4	0-2	0-0	0-3	2	0	2	3	1	2	22
32 Duke Crews	f	4-6	0-0	5-8	5-8	1	13	0	2	0	1	21
02 Jajuan Smith	g	7-10	3-5	4-4	1-3	3	21	1	2	0	5	27
05 Chris Lofton	g	7-16	2-11	1-2	2-3	2	17	2	2	0	2	28
12 Ramar Smith	g	3-6	0-2	2-3	0-2	1	8	2	3	0	0	22
03 Marques Johnson	0-2	0-0	0-2	0-1	1	0	0	1	0	1	4	
04 Wayne Chism	3-9	1-2	1-1	0-4	1	8	2	0	0	1	18	
13 Tony Passley	1-2	0-0	0-0	0-0	3	2	1	2	0	0	8	
15 Jordan Howell	0-1	0-1	0-0	0-0	2	0	1	0	0	0	13	
24 Tanner Wild	0-0	0-0	0-0	0-0	1	0	0	0	0	0	1	
25 Josh Tabb	2-3	0-0	0-0	2-2	4	1	1	0	0	0	16	
30 Ben Bosse	0-1	0-0	0-0	1-0	1	0	0	0	0	0	2	
34 Ryan Childress	6-9	1-3	1-4	4-5	3	14	0	4	2	1	18	
TEAM				2-3								
Totals		33-69	7-26	14-24	17-21	38	20	87	11	21	3	200

TOTAL FG%	1st Half: 18-41 43.9%	2nd Half: 15-28 53.6%	Game: 47.8%
3-Pt. FG%	1st Half: 3-16 18.8%	2nd Half: 4-10 40.0%	Game: 26.9%
F Throw %	1st Half: 3-6 50.0%	2nd Half: 11-18 61.1%	Game: 58.3%

Officials: Jim Haney, James Breeding, D.J. Carstensen  
 Technicals: Tennessee-Team  
 Attendance: 3,351

Score by Periods	1st	2nd	Total
UNC Wilmington	40	35	75
Tennessee	42	45	87

## Game #5

### Butler (5-0)

#### #22 Tennessee (4-1)

### 56

### 44

### 7:00 p.m. (EST) • Nov. 22, 2006 • Madison Square Garden • New York, N.Y.

Butler	FG	3PT	FT	REBS	PF	TP	A	T	O	Bi	St	Min
24 Brian Ligon	f	2-3	0-0	1-2	2-6	3	5	1	2	3	1	23
33 Brandon Crone	f	2-6	0-2	6-6	0-4	4	10	0	2	0	0	21
01 Julian Betko	g	6-9	3-5	0-0	0-1	5	15	0	2	0	4	35
04 A. J. Graves	g	4-14	3-8	4-4	0-3	3	15	2	1	0	2	40
10 Mike Green	g	1-12	0-2	3-4	1-6	3	5	4	5	1	4	36
21 Willie Veasley	1-3	0-0	0-0	2-0	2	2	0	1	0	0	5	
23 Marcus Nelms	0-2	0-2	0-0	0-3	3	2	0	0	1	0	13	
32 Drew Streicher	2-3	0-0	0-0	2-2	4	0	4	3	1	1	26	
34 Perry Campbell	0-1	0-1	0-0	0-0	0	0	0	0	0	0	1	
TEAM				0-2								
Totals		18-53	6-20	14-16	7-27	34	56	7	16	6	12	200

TOTAL FG%	1st Half: 8-32 25.0%	2nd Half: 10-21 47.6%	Game: 34.0%
3-Pt. FG%	1st Half: 2-13 15.4%	2nd Half: 4-7 57.1%	Game: 30.0%
F Throw %	1st Half: 4-4 100%	2nd Half: 10-12 83.3%	Game: 87.5%

Tennessee	FG	3PT	FT	REBS	PF	TP	A	T	O	Bi	St	Min
23 Dane Bradshaw	f	1-5	0-3	2-2	1-4	2	4	0	2	2	0	31
32 Duke Crews	f	2-5	0-0	0-0	1-2	3	4	0	0	0	0	19
02 Jajuan Smith	g	3-10	3-7	7-8	5-3	3	16	1	5	0	1	34
05 Chris Lofton	g	3-9	2-6	0-0	0-2	5	8	0	5	2	0	23
12 Ramar Smith	g	0-4	0-0	1-1	2-4	2	5	0	5	0	0	20
04 Wayne Chism	1-8	1-3	2-8	2-2	3	5	0	1	0	1	18	
13 Tony Passley	1-4	0-0	0-0	1-1	2	2	0	0	0	0	6	
15 Jordan Howell	0-4	0-4	0-0	0-0	1	0	1	0	1	0	10	
25 Josh Tabb	2-3	0-1	0-1	0-1	1	4	0	1	0	1	17	
34 Ryan Childress	0-0	0-0	1-2	0-4	2	1	0	2	0	1	12	
TEAM				3-8								
Totals		13-52	6-24	12-22	15-28	43	21	44	7	23	5	200

TOTAL FG%	1st Half: 10-23 43.5%	2nd Half: 3-29 10.3%	Game: 25.0%
3-Pt. FG%	1st Half: 5-10 50.0%	2nd Half: 1-14 7.1%	Game: 25.0%
F Throw %	1st Half: 0-4 0.0%	2nd Half: 12-18 66.7%	Game: 54.5%

Officials: Mike Kitts, Jim Haney, Mike Roberts  
 Technicals: None  
 Attendance: 9,123

Score by Periods	1st	2nd	Total
Butler	22	34	56
Tennessee	25	19	44

## Game #2

### Fordham (1-1)

#### #24 Tennessee (2-0)

### Coppin State (0-3)

#### #24 Tennessee (4-0)

### 71

### 78

## Game #4

### 4:00 p.m. (CST) • Nov. 13, 2006 • Gaylord Entertainment Center • Nashville, Tenn.

Coppin State	FG	3PT	FT	REBS	PF	TP	A	T	O	Bi	St	Min
33 Antwan Harrison	f	3-4	0-1	4-6	1-6	4	10	1	2	1	21	
40 Robert Pressey	f	2-6	0-0	0-0	2-2	3	4	0	0	0	0	18
10 Darryl Roberts	g	0-4	0-2	0-0	0-3	2	0	6	3	0	1	28
22 Tyrone McKee	g	7-14	2-5	5-6	1-1	2	21	4	9	0	5	28
24 Augustine Woodlin	g	1-4	0-1	0-0	0-1	2	2	2	2	0	1	24
05 Brian Britt	3-7	2-5	2-2	0-3	3	10	0	2	1	0	13	
11 West Otis	0-0	0-0	0-0	0-1	0	0	0	0	0	0	2	
12 Talmadge Bell	1-2	0-1	0-1	0-0	0	0	0	0	0	0	8	
21 Mike Miller	0-0	0-0	0-0	0-0	0	0	0	0	0	0	4	
31 Michael Norwood	0-1	0-0	0-0	0-0	1	0	0	0	0	0	8	
32 Julian Conyers	2-7	1-2	4-4	0-1	0	9	2	0	0	0	16	
34 Brian Chestnut	1-3	0-0	0-0	0-2	1	2	0	0	0	0	15	
44 Ethan Kennedy	2-5	1-3	0-0	0-2	2	5	0	0	0	1	15	
TEAM				2-3								
Totals		22-57	6-20	15-19	6-22	28	18	65	15	24	4	200

TOTAL FG%	1st Half: 12-34 35.3%	2nd Half: 10-23 43.5%	Game: 38.6%
3-Pt. FG%	1st Half: 5-15 33.3%	2nd Half: 1-5 20.0%	Game: 30.0%
F Throw %	1st Half: 4-4 100%	2nd Half: 11-15 73.3%	Game: 78.9%

Tennessee	FG	3PT	FT	REBS	PF	TP	A	T	O	Bi	St	Min
23 Dane Bradshaw	f	3-3	1-1	1-3	2-4	1	8	9	4	1	1	20
32 Duke Crews	f	6-11	0-0	1-1	2-4	4	13	0	0	1	1	19
02 Jajuan Smith	g	5-12	0-4	1-3	2-2	0	11	3	4	2	4	24
05 Chris Lofton	g	6-11	3-6	4-4	0-3	3	19	1	0	0	3	24
12 Ramar Smith	g	0-1	0-0	2-2	0-1	2	2	3	4	0	2	19
03 Marques Johnson	1-3	1-2	0-0	0-0	3	3	0	2	0	0	8	
04 Wayne Chism	4-9	2-3	1-3	3-8	11	2	11	0	1	0	18	
13 Tony Passley	2-2	1-1	2-2	0-2	2	7	4	2	0	0	16	
15 Jordan Howell	2-4	2-3	0-0	0-1	2	6	2	1	0	0	13	
24 Tanner Wild	0-0	0-0	0-0	0-0	0	0	0	0	0	0	2	
25 Josh Tabb	3-3	3-3	0-0	0-2	1	9	1	2	0	1	16	
30 Ben Bosse	0-0	0-0	0-0	0-0	0	1	0	0	0	0	3	
34 Ryan Childress	4-5	0-1	2-4	0-2	2	10	4	2	0	0	18	
TEAM				1-1								
Totals		36-64	13-24	14-22	11-30	41	20	99	29	22	5	200

TOTAL FG%	1st Half: 18-37 48.6%	2nd Half: 18-27 66.7%	Game: 56.3%
3-Pt. FG%	1st Half: 7-15 46.7%	2nd Half: 6-9 66.7%	Game: 54.2%
F Throw %	1st Half: 8-11 72.7%	2nd Half: 6-11 54.5%	Game: 63.6%

Officials: Joe Lindsay, Bruce Benedict, Lorenzo Bronson  
 Technicals: None  
 Attendance: 21,633

Score by Periods	1st	2nd	Total
Coppin State	33	32	65
Tennessee	51	48	99

## Game #6

### #22 Tennessee (4-2)

### #2 North Carolina (4-1)

### 87

### 101

### 4:30 p.m. (EST) • Nov. 24, 2006 • Madison Square Garden • New York, N.Y.

Tennessee	FG	3PT	FT	REBS	PF	TP	A	T	O	Bi	St	Min
23 Dane Bradshaw	f	4-7	1-2	1-3	2-0	2	10	7	2	2	5	27
32 Duke Crews	f	4-10	0-0	2-4	4-2	6	10	0	1	0	2	21
02 Jajuan Smith	g	5-13	4-7	4-5	1-1	2	18	1	2	0	1	21
05 Chris Lofton	g	6-13	5-8	1-3	1-2	3	18	3	2	0	0	30
12 Ramar Smith	g	3-9	0-1	0-0	1-1	2	3	6	2	1	0	20
04 Wayne Chism	4-6											

# TENNESSEE BASKETBALL

## Game #7

**Tennessee (5-2) 77**  
**Louisiana-Lafayette (1-4) 67**

*7:00 p.m. (CST) • Nov. 27, 2006 • Cajundome • Lafayette, La.*

Tennessee	FG	3PT	FT	REBS	PF	TP	A	TO	BI	St	Min		
23 Dane Bradshaw	f	2-7	1-3	2-2	1-1	2	7	6	2	0	5	29	
32 Duke Crews	f	3-5	0-0	1-3	3-2	5	4	7	1	2	0	18	
02 JaJuan Smith	g	5-12	1-6	0-0	1-1	2	11	0	2	0	2	27	
05 Chris Lofton	g	12-17	7-11	0-0	1-2	3	31	4	2	0	4	32	
15 Jordan Howell	g	1-3	1-3	2-2	0-3	3	5	3	2	0	0	30	
04 Wayne Chism	g	2-9	1-3	4-6	6-3	3	9	0	2	0	1	22	
12 Ramar Smith	g	0-2	0-1	1-2	0-0	0	1	0	0	0	0	10	
13 Tony Passley	g	2-3	0-0	0-1	0-0	0	4	0	0	0	0	4	
25 Josh Tabb	g	0-2	0-1	0-0	1-2	0	0	1	2	0	0	17	
34 Ryan Childress	g	1-4	0-2	0-2	3-1	2	2	0	0	0	1	11	
TEAM					0-1								
Totals		28-64	11-30	10-18	16-15	31	88	17	15	14	0	13	200

TOTAL FG%	1st Half: 15-31 48.4%	2nd Half: 13-33 39.4%	Game: 43.8%
3-Pt. FG%	1st Half: 6-14 42.9%	2nd Half: 5-16 31.3%	Game: 36.7%
F Throw %	1st Half: 2-8 25.0%	2nd Half: 8-10 80.0%	Game: 55.6%

Louisiana-Lafayette	FG	3PT	FT	REBS	PF	TP	A	TO	BI	St	Min		
01 J. Valentin	f	0-1	0-0	0-0	2	0	0	3	0	1	10		
45 Valentino Hart	f	5-8	0-0	0-0	6-11	2	10	1	2	1	38		
12 Willie Lago	g	0-1	0-0	0-0	0-1	1	0	0	1	0	0	6	
21 David Dees	g	6-17	1-6	5-8	2-1	3	18	2	7	0	1	40	
22 Ross Mouton	g	9-19	2-8	2-2	0-4	1	22	2	3	0	1	40	
01 Tyren Johnson	g	0-0	0-0	0-0	0-0	0	0	0	0	0	0	2	
31 Rhett Hebert	g	5-5	2-2	0-0	1-1	2	12	7	3	0	1	34	
34 Adam James	g	0-0	0-0	3-4	2-3	4	3	1	1	0	0	24	
42 Courtney Wallace	g	1-1	0-0	0-0	0-0	3	2	1	0	1	0	6	
TEAM					0-1								
Totals		26-52	5-16	10-14	11-22	33	17	67	14	20	2	5	200

TOTAL FG%	1st Half: 13-25 52.0%	2nd Half: 13-27 48.1%	Game: 50.0%
3-Pt. FG%	1st Half: 1-4 25.0%	2nd Half: 4-12 33.3%	Game: 31.3%
F Throw %	1st Half: 3-4 75.0%	2nd Half: 7-10 70.0%	Game: 71.4%

**Officials:** Mike Thibodeaux, Doug Shows, Tom Eades  
**Technical:** Tennessee-Tony Passley.  
**Attendance:** 4,364

Score by Periods	1st	2nd	Total
Tennessee	38	39	77
Louisiana-Lafayette	30	37	67

## Game #9

**#16 Memphis (6-2) 58**  
**Tennessee (9-2) 76**

*9:00 p.m. (EST) • Dec. 6, 2006 • Thompson-Boling Arena • Knoxville, Tenn.*

Memphis	FG	3PT	FT	REBS	PF	TP	A	TO	BI	St	Min		
02 Robert Dozier	f	6-14	0-1	1-2	5-4	2	13	1	4	1	0	32	
32 Joey Dorsey	f	0-3	0-0	2-6	7-6	13	5	2	0	3	1	15	
01 Willie Kemp	g	1-11	1-7	0-1	1-3	4	3	3	0	0	1	27	
12 Antonio Anderson	g	2-13	1-6	2-2	1-7	1	7	3	2	0	2	36	
14 C. Douglas-Roberts	g	8-17	2-5	1-1	2-3	5	19	2	1	0	0	36	
04 Pierre Niles	g	0-0	0-0	0-0	0-0	1	0	0	0	0	0	6	
05 Jeremy Hunt	g	2-11	0-6	1-2	0-1	1	5	4	1	0	0	16	
15 Andre Allen	g	2-6	0-1	2-4	2-0	2	6	1	0	0	2	25	
20 Doneal Mack	g	1-2	1-2	0-0	2-0	2	3	0	0	0	0	7	
TEAM					2-4								
Totals		22-77	5-28	9-18	22-26	48	19	58	14	11	2	6	200

TOTAL FG%	1st Half: 9-40 22.5%	2nd Half: 13-37 35.1%	Game: 28.6%
3-Pt. FG%	1st Half: 2-14 14.3%	2nd Half: 3-14 21.4%	Game: 17.9%
F Throw %	1st Half: 2-6 33.3%	2nd Half: 7-12 58.3%	Game: 50.0%

Tennessee	FG	3PT	FT	REBS	PF	TP	A	TO	BI	St	Min		
04 Wayne Chism	f	1-6	1-3	0-0	2-3	2	3	1	2	1	0	19	
23 Dane Bradshaw	f	5-14	0-4	1-2	3-6	2	11	1	2	1	1	34	
02 JaJuan Smith	g	2-5	1-2	2-2	0-2	3	7	0	2	0	1	17	
05 Chris Lofton	g	12-18	6-11	4-4	1-4	5	34	1	4	0	1	34	
15 Jordan Howell	g	1-1	1-1	2-2	0-2	2	5	2	0	0	0	18	
12 Ramar Smith	g	1-7	0-1	5-6	0-7	0	7	1	2	0	1	23	
13 Tony Passley	g	0-0	0-0	0-0	1-2	3	0	0	0	0	0	4	
25 Josh Tabb	g	0-4	0-4	0-0	1-5	1	0	2	0	0	2	24	
32 Duke Crews	g	3-6	0-0	3-4	3-7	10	3	9	1	3	0	21	
34 Ryan Childress	g	0-1	0-0	0-0	1-0	1	0	0	0	1	0	6	
TEAM					1								
Totals		25-62	9-26	17-20	12-38	50	15	76	9	14	6	6	200

TOTAL FG%	1st Half: 16-32 50.0%	2nd Half: 9-30 30.0%	Game: 40.3%
3-Pt. FG%	1st Half: 6-14 42.9%	2nd Half: 3-12 25.0%	Game: 34.6%
F Throw %	1st Half: 5-6 83.3%	2nd Half: 12-14 85.7%	Game: 85.0%

**Officials:** J.B. Caldwell, Tom Eades, Mike Thibodeaux  
**Technical:** Memphis-Joey Dorsey, Tennessee-JaJuan Smith, Duke Crews.  
**Attendance:** 19,714

Score by Periods	1st	2nd	Total
Memphis	22	36	58
Tennessee	43	33	76

## Game #11

**#15 Oklahoma State (11-1) 77**  
**Tennessee (9-2) 79**

*6:00 p.m. (CST) • Dec. 18, 2006 • Gaylord Entertainment Center • Nashville, Tenn.*

Oklahoma State	FG	3PT	FT	REBS	PF	TP	A	TO	BI	St	Min	
05 Marcus Dove	f	0-2	0-0	0-0	2-2	2	0	4	5	0	0	34
24 JamesOn Curry	f	4-7	2-5	3-5	0-4	5	13	1	6	0	1	34
04 Mario Boggan	c	8-14	0-2	4-5	1-5	6	20	2	4	3	0	29
00 Byron Eaton	g	2-4	0-0	2-2	0-3	4	6	3	3	0	0	21
01 Terrel Harris	g	4-10	1-5	8-9	2-5	7	17	3	2	0	1	32
23 Tyler Hatch	g	0-0	0-0	2-2	0-0	1	2	0	0	0	0	6
32 David Monds	g	2-3	1-1	3-4	0-4	3	8	2	2	0	0	26
40 Kenny Cooper	g	4-4	0-0	3-5	3-2	5	11	1	0	1	0	18
TEAM					0-2							
Totals		24-44	4-13	25-32	8-27	35	77	16	23	4	2	200

TOTAL FG%	1st Half: 15-29 51.7%	2nd Half: 9-15 60.0%	Game: 54.5%
3-Pt. FG%	1st Half: 3-8 37.5%	2nd Half: 1-5 20.0%	Game: 30.8%
F Throw %	1st Half: 10-11 90.9%	2nd Half: 15-21 71.4%	Game: 78.1%

Tennessee	FG	3PT	FT	REBS	PF	TP	A	TO	BI	St	Min	
23 Dane Bradshaw	f	3-9	0-2	1-2	2-2	4	7	5	1	0	3	22
32 Duke Crews	f	8-11	0-0	1-3	5-4	4	17	1	1	0	0	26
02 JaJuan Smith	g	4-10	1-4	5-8	2-1	3	14	4	2	0	0	28
05 Chris Lofton	g	5-15	3-8	7-11	4-1	5	20	2	0	2	0	35
15 Jordan Howell	g	2-3	0-1	1-1	1-1	2	5	1	1	0	0	18
04 Wayne Chism	g	3-6	0-2	3-5	3-3	6	9	0	0	0	1	14
12 Ramar Smith	g	2-5	0-1	1-2	1-2	3	5	0	4	0	1	22
25 Josh Tabb	g	0-2	0-2	0-0	2-0	2	0	1	1	0	1	18
34 Ryan Childress	g	1-6	0-3	0-0	0-1	1	2	0	0	0	0	17
TEAM					1-2							
Totals		28-67	4-23	19-32	21-16	37	74	12	12	0	14	200

TOTAL FG%	1st Half: 13-30 43.3%	2nd Half: 15-37 40.5%	Game: 41.8%
3-Pt. FG%	1st Half: 2-10 20.0%	2nd Half: 2-13 15.4%	Game: 17.4%
F Throw %	1st Half: 9-13 69.2%	2nd Half: 10-19 52.6%	Game: 59.4%

**Officials:** Tony Greene, Doug Shows, Tom Eades  
**Technical:** Oklahoma State-Boggan, Mario, Tennessee-Team.  
**Attendance:** 8,118

Score by Periods	1st	2nd	Total
Oklahoma State	43	34	77
Tennessee	37	42	79

## Game #8

**Murray State (2-6) 64**  
**Tennessee (6-2) 89**

*7:00 p.m. (EST) • Dec. 1, 2006 • Thompson-Boling Arena • Knoxville, Tenn.*

Murray State	FG	3PT	FT	REBS	PF	TP	A	TO	BI	St	Min		
12 Danero Thomas	f	1-5	0-3	7-7	0-4	1	9	1	4	1	1	26	
26 Shawn Witherspoon	f	0-6	0-2	4-4	0-2	2	4	1	2	0	3	18	
33 Rob Kennedy	c	4-6	0-1	0-0	0-2	3	8	0	0	0	0	14	
01 Ed Horton	g	2-4	1-0	0-0	1-1	2	6	5	1	1	1	32	
04 Tyler Holloway	g	3-7	2-5	1-2	1-3	2	9	2	5	0	0	28	
00 Daniel Ard	g	2-4	0-0	2-4	1-1	2	6	0	0	0	1	13	
11 Bruce Carter	g	3-9	1-3	0-0	0-2	0	7	0	3	0	0	18	
13 Curtis Parker	g	1-1	0-0	0-0	1-1	2	2	0	0	0	0	7	
24 Dwayne Paul	g	1-1	0-0	3-9	3-2	5	3	3	0	0	0	16	
25 Marvin Williams	g	3-5	1-2	2-2	0-1	1	9	0	0	1	0	15	
44 Tony Easley	g	0-0	0-0	0-2	2-1	3	0	1	2	1	0	7	
50 George Fotso	g	0-1	0-0	0-0	0-1	0	0	0	0	0	0	6	
TEAM					3								
Totals		20-49	5-17	19-30	9-21	30	25	64	13	23	4	6	200

TOTAL FG%	1st Half: 9-23 39.1%	2nd Half: 11-26 42.3%	Game: 40.8%
3-Pt. FG%	1st Half: 2-8 25.0%	2nd Half: 3-9 33.3%	Game: 29.4%
F Throw %	1st Half: 8-14 57.1%	2nd Half: 11-16 68.8%	Game: 63.3%

Tennessee	FG	3PT	FT	REBS	PF	TP	A	TO	BI	St	Min	
23 Dane Bradshaw	f	4-6	2-3	2-4	1-3	4	12	5	0	0	2	19
32 Duke Crews	f	4-9	0-0	4-7	3-2	5	0	1	2	0	0	20
02 JaJuan Smith	g	3-9	1-7	3-4	2-6	3	10	2	1	0	3	25
05 Chris Lofton	g	5-9	4-7	6-8	4-1	5	20	0	2	0	1	28



# TENNESSEE BASKETBALL



## Game #13

**Tennessee Tech (5-7) 77**  
**#21 Tennessee (11-2) 101**

7:00 p.m. (EST) • Dec. 28, 2006 • Thompson-Boling Arena • Knoxville, Tennessee

Tennessee Tech	FG	3PT	FT	REBS	PF	TP	A	TO	BI	St	Min	
10 Amadi Mckenzie	f	2-3	0-1	0-3	2-1-3	4	4	0	1	0	18	
33 Francis Kabore	f	7-9	0-0	0-1	4-2-6	3	14	2	0	0	22	
42 Jonathan Jones	f	1-3	0-0	0-0	1-3-4	1	2	1	1	1	20	
01 Belton Rivers	g	5-19	3-9	7-7	3-3-6	2	20	4	4	0	33	
02 Anthony Fisher	g	4-13	2-7	6-6	1-3-4	3	16	2	3	0	33	
03 Jason Smiley	g	1-2	1-1	0-0	0-0-0	1	3	0	0	0	1	
11 Nate Burks	g	0-0	0-0	0-0	0-0-0	0	0	1	0	0	0	
14 Graig Turson	g	0-0	0-0	0-0	0-0-0	0	0	0	0	0	1	
20 Daniel Northern	g	3-10	0-0	3-6	3-2-5	4	9	2	2	2	18	
24 Rashad Nixon	g	0-1	0-0	0-0	0-4-4	1	0	0	0	0	9	
30 Frank Davis	g	1-3	1-3	0-0	0-3-3	1	3	1	0	1	19	
32 Antjuan Koger	g	2-2	1-1	0-0	1-2-3	0	5	1	0	0	14	
45 RaShun Bryant	g	0-1	0-0	1-2	1-1-2	2	1	0	2	1	7	
TEAM											3-0-3	
Totals		26-66	8-22	17-25	19-24-43	22	77	14	16	4	3	200

TOTAL FG% 1st Half: 12-29 41.4% 2nd Half: 14-37 37.8% Game: 39.4%  
 3-Pt. FG% 1st Half: 5-9 55.6% 2nd Half: 3-13 23.1% Game: 36.4%  
 F Throw % 1st Half: 9-12 75.0% 2nd Half: 8-13 61.5% Game: 68.0%

Tennessee	FG	3PT	FT	REBS	PF	TP	A	TO	BI	St	Min	
23 Dane Bradshaw	f	3-5	0-2	1-2	2-5-7	4	7	9	1	1	29	
32 Duke Crews	f	4-8	0-0	2-2	5-5-10	3	10	2	0	3	19	
02 JaJuan Smith	g	9-16	5-10	0-1	0-1-1	2	23	2	0	0	27	
05 Chris Lofton	g	5-11	2-5	2-2	3-1-4	1	14	2	0	1	28	
12 Ramar Smith	g	5-9	0-1	3-4	1-0-1	2	13	4	1	0	28	
04 Wayne Chism	g	2-9	0-2	5-6	2-3-5	2	9	2	3	2	20	
13 Tony Passley	g	1-4	0-1	1-2	2-1-3	1	3	1	1	0	1	
21 Justin Jackson	g	0-0	0-0	0-0	0-0-0	1	0	0	0	0	2	
24 Tanner Wild	g	0-1	0-0	0-0	0-0-0	0	0	1	0	0	2	
25 Josh Tabb	g	4-7	1-3	0-1	2-2-4	0	9	2	0	0	14	
30 Ben Bosse	g	0-0	0-0	0-0	0-0-0	1	0	0	0	1	3	
34 Ryan Childress	g	5-6	0-1	3-6	4-7-11	4	13	1	1	1	28	
40 R. Daniels-Mulholland	g	0-0	0-0	0-0	0-0-0	0	0	0	0	0	2	
TEAM											1-0-1	
Totals		38-76	8-25	17-26	22-25-47	21	101	25	8	9	10	200

TOTAL FG% 1st Half: 20-40 50.0% 2nd Half: 18-36 50.0% Game: 50.0%  
 3-Pt. FG% 1st Half: 5-13 38.5% 2nd Half: 3-12 25.0% Game: 32.0%  
 F Throw % 1st Half: 11-17 64.7% 2nd Half: 6-9 66.7% Game: 65.4%

Officials: Doug Simons, Brian Forte, Roger Ayers  
 Technicals: Tennessee Tech-Jonathan Jones. Tennessee-Dane Bradshaw, Ryan Childress.  
 Attendance: 19,001

Score by Periods	1st	2nd	Total
Tennessee Tech	38	39	77
Tennessee	56	45	101

## Game #14

**East Tennessee State (8-6) 88**  
**#21 Tennessee (12-2) 93**

8:00 p.m. (EST) • Dec. 30, 2006 • Thompson-Boling Arena • Knoxville, Tennessee

East Tennessee State	FG	3PT	FT	REBS	PF	TP	A	TO	BI	St	Min	
20 Eryk Thomas	f	5-6	0-0	0-0	0-5-5	5	10	1	2	1	30	
35 Andrew Reed	f	8-11	1-1	0-0	5-10-15	5	17	0	2	2	31	
51 Brad Nuckles	f	2-6	0-0	0-0	1-3-4	2	4	1	2	0	26	
05 Courtney Pigram	g	8-19	2-6	1-1	0-1-1	3	19	3	3	0	25	
23 Tayloe Taylor	g	0-1	0-0	2-2	2-2-2	2	2	5	0	0	10	
01 Mike Smith	g	3-9	0-4	5-6	0-2-2	5	11	5	2	0	28	
02 Kenya Swader	g	3-5	0-1	2-2	1-2-3	1	8	0	3	0	15	
10 Dante Williams	g	0-0	0-0	0-0	0-0-0	1	0	0	0	0	0	
21 Dequan Twilley	g	6-9	3-4	2-2	0-2-2	3	17	8	2	0	35	
TEAM											0-1-1	
Totals		35-66	6-16	12-13	9-26-35	27	88	20	21	3	15	200

TOTAL FG% 1st Half: 17-35 48.6% 2nd Half: 18-31 58.1% Game: 53.0%  
 3-Pt. FG% 1st Half: 1-7 14.3% 2nd Half: 5-9 55.6% Game: 37.5%  
 F Throw % 1st Half: 4-4 100% 2nd Half: 8-9 88.9% Game: 92.3%

Tennessee	FG	3PT	FT	REBS	PF	TP	A	TO	BI	St	Min	
04 Wayne Chism	f	0-2	0-1	6-6	0-3-3	2	6	2	0	1	0	19
34 Ryan Childress	f	2-8	0-1	2-3	3-2-5	1	6	4	1	3	0	23
02 JaJuan Smith	g	8-13	5-9	2-3	3-3-6	3	23	2	4	1	4	25
05 Chris Lofton	g	7-14	1-5	13-13	1-2-3	0	28	3	4	0	4	36
23 Dane Bradshaw	g	3-6	3-4	1-2	0-4-4	4	10	3	2	0	1	28
12 Ramar Smith	g	3-8	2-4	3-3	1-2-3	2	11	2	1	0	2	31
13 Tony Passley	g	0-0	0-0	0-0	0-3-3	0	0	0	1	0	0	5
25 Josh Tabb	g	0-1	0-1	0-2	0-2-2	3	0	0	0	2	0	15
32 Duke Crews	g	3-6	0-0	3-3	2-2-4	3	9	0	4	0	1	18
TEAM											1	
Totals		26-58	11-25	30-35	10-23-33	18	93	16	23	5	14	200

TOTAL FG% 1st Half: 11-24 45.8% 2nd Half: 15-34 44.1% Game: 44.8%  
 3-Pt. FG% 1st Half: 6-10 60.0% 2nd Half: 5-15 33.3% Game: 44.0%  
 F Throw % 1st Half: 13-16 81.3% 2nd Half: 17-19 89.5% Game: 85.7%

Officials: Jamie Luckie, Bruce Benedict, Billy Dunlap  
 Technicals: None.  
 Attendance: 18,216

Score by Periods	1st	2nd	Total
East Tennessee State	39	49	88
Tennessee	41	52	93

## Game #15

**Mississippi State (9-5, 0-1) 84**  
**#19 Tennessee (13-2, 1-0) 92**

4:00 p.m. (EST) • Jan. 7, 2007 • Thompson-Boling Arena • Knoxville, Tennessee

Mississippi State	FG	3PT	FT	REBS	PF	TP	A	TO	BI	St	Min	
01 Richard Delk	f	3-4	1-2	0-0	0-1-1	4	7	2	2	1	26	
44 Jamont Gordon	f	9-17	1-5	6-8	4-7-11	4	25	9	6	0	2	35
32 Jarvis Varnado	c	1-2	0-0	0-2	1-4-5	3	2	1	1	2	0	16
11 Ben Hansbrough	g	2-3	2-3	0-0	0-0-0	1	6	1	2	0	0	18
24 Reginald Delk	g	6-12	3-6	0-0	0-2-2	1	15	4	1	0	1	30
04 Barry Stewart	g	3-7	3-6	3-5	0-0-0	3	12	2	1	0	1	24
22 Dietric Slater	g	1-4	0-1	0-1	2-4-6	5	2	2	0	0	1	27
23 Vernon Rhodes	g	7-9	0-0	1-3	6-4-10	4	15	0	1	0	0	21
40 Charles Goodridge	g	0-0	0-0	0-0	0-0-0	0	0	0	0	0	0	3
TEAM											0-0-0	
Totals		32-58	10-23	10-19	13-22-35	25	84	21	6	3	6	200

TOTAL FG% 1st Half: 16-26 61.5% 2nd Half: 16-32 50.0% Game: 55.2%  
 3-Pt. FG% 1st Half: 5-9 55.6% 2nd Half: 5-14 35.7% Game: 43.5%  
 F Throw % 1st Half: 5-7 71.4% 2nd Half: 5-12 41.7% Game: 52.6%

Tennessee	FG	3PT	FT	REBS	PF	TP	A	TO	BI	St	Min	
23 Dane Bradshaw	f	2-5	2-4	3-4	1-4-5	3	9	6	3	0	3	34
32 Duke Crews	f	6-9	0-0	6-9	5-1-6	2	18	2	4	0	0	25
02 JaJuan Smith	g	4-7	4-7	0-0	1-3-4	3	12	1	3	0	1	31
05 Chris Lofton	g	6-12	1-4	8-10	0-1-1	0	21	4	2	0	0	31
12 Ramar Smith	g	5-10	1-2	2-3	3-3-6	1	13	7	1	2	1	33
04 Wayne Chism	g	4-5	0-1	1-3	0-1-1	4	9	0	1	0	0	9
25 Josh Tabb	g	1-3	0-2	0-0	1-1-2	3	2	1	1	0	2	16
34 Ryan Childress	g	3-5	2-4	0-0	0-2-2	2	8	0	0	1	1	21
TEAM											0-0-0	
Totals		31-56	10-24	20-29	11-16-27	18	92	21	15	3	8	200

TOTAL FG% 1st Half: 18-31 58.1% 2nd Half: 13-25 52.0% Game: 55.4%  
 3-Pt. FG% 1st Half: 7-14 50.0% 2nd Half: 3-10 30.0% Game: 41.0%  
 F Throw % 1st Half: 6-11 54.5% 2nd Half: 4-18 77.8% Game: 69.0%

Officials: Tony Greene, Tom Eades, Bert Smith  
 Technicals: None.  
 Attendance: 17,603

Score by Periods	1st	2nd	Total
Mississippi State	42	42	84
Tennessee	49	43	92

## Game #16

**#16 Tennessee (13-3, 1-1) 81**  
**Vanderbilt (11-5, 1-1) 82**

7:00 p.m. (CST) • Jan. 10, 2007 • Memorial Gym • Nashville, Tennessee

Tennessee	FG	3PT	FT	REBS	PF	TP	A	TO	BI	St	Min	
23 Dane Bradshaw	f	1-3	0-0	0-2	1-3-4	1	2	8	1	1	1	36
32 Duke Crews	f	4-6	0-0	2-4	2-4-6	4	10	0	2	0	2	22
02 JaJuan Smith	g	2-11	2-8	0-0	1-3-4	3	6	1	2	0	0	24
05 Chris Lofton	g	11-15	6-7	1-2	0-2-2	0	29	1	3	0	3	36
12 Ramar Smith	g	7-13	1-3	2-5	0-2-2	3	17	3	1	4	29	
04 Wayne Chism	g	4-8	0-1	1-1	1-3-4	1	9	0	2	0	1	17
13 Tony Passley	g	0-1	0-1	0-0	0-0-0	1	0	0	0	1	0	9
25 Josh Tabb	g	1-3	1-1	0-0	2-1-3	2	3	0	1	0	0	13
34 Ryan Childress	g	2-6	1-2	0-1	1-3-4	1	5	1	2	0	0	14
TEAM											3-0-3	
Totals		32-66	11-23	6-15	12-21-33	17	81	14	15	3	10	200

TOTAL FG% 1st Half: 15-33 45.5% 2nd Half: 17-33 51.5% Game: 48.5%  
 3-Pt. FG% 1st Half: 6-12 50.0% 2nd Half: 5-11 45.5% Game: 47.8%  
 F Throw % 1st Half: 4-7 57.1% 2nd Half: 2-8 25.0% Game: 40.0%

Vanderbilt	FG	3PT	FT	REBS	PF	TP	A	TO	BI	St	Min	
32 Shan Foster	f	7-15	0-5	0-0	1-3-4	1	14	2	2	0	1	33
41 Ross Nelmer	f	3-5	0-0	0-0	1-3-4	4	6	5	1	0	0	16
20 Dan Cage	g	4-13	3-8	4-4	2-5-7	2	15	2	0	2	0	35
3 Alex Gordon	g	4-5	1-2	0-0	1-4-5	1	9	2	2	0	0	26
4 Derrick Byars	g	10-16	2-4	3-7	2-5-7	2	25	1	2	1	2	32
0 Jermaine Beal	g	0-3										

# TENNESSEE BASKETBALL



## Game #19

**South Carolina (10-7, 0-4) 61**  
**#22 Tennessee (14-5, 2-2) 64**

*6:00 p.m. (EST) • Jan. 20, 2007 • Thompson-Boling Arena • Knoxville, Tennessee*

South Carolina	FG	3PT	FT	REBS	PF	TP	A	TO	BI	St	Min	
21 Dominique Archie	f	6-7	0-1	0-0	4-0-4	4	12	1	3	0	0	18
31 Evaldas Baniulis	f	4-11	2-6	0-0	2-2-4	1	10	1	0	0	36	
33 Brandon Wallace	c	4-9	0-0	1-1	3-12-15	3	9	3	2	1	37	
01 Tre' Kelley	g	6-16	5-10	1-2	0-2-2	1	18	7	1	0	40	
04 Bryce Sheldon	g	1-7	1-3	0-0	0-1-1	0	3	0	1	0	19	
05 Brandis Raley-Ross	g	0-4	0-2	0-0	1-2-3	5	0	3	2	1	31	
10 Chad Gray	g	0-0	0-0	0-0	0-0-0	0	0	0	1	0	0	1
23 Wayne Day	g	4-7	1-2	0-2	0-0-0	5	9	1	1	0	18	
TEAM					1-0-1							
Totals		25-61	9-24	2-5	11-19-30	19	61	16	13	3	2	200

TOTAL FG% 1st Half: 10-31 32.3% 2nd Half: 15-30 50.0% Game: 41.0%  
 3-Pt. FG% 1st Half: 2-10 20.0% 2nd Half: 7-14 50.0% Game: 37.5%  
 F Throw % 1st Half: 0-0 0.0% 2nd Half: 2-5 40.0% Game: 40.0%

Tennessee	FG	3PT	FT	REBS	PF	TP	A	TO	BI	St	Min	
23 Dane Bradshaw	f	0-4	0-1	0-0	1-2-3	0	7	0	0	2	29	
32 Duke Crews	f	2-4	0-0	2-2	2-1-3	1	6	0	4	1	15	
02 JaJuan Smith	g	7-14	3-9	4-6	3-4-7	2	21	1	2	1	34	
05 Chris Lofton	g	2-5	0-2	0-0	1-0-1	2	4	0	1	0	12	
12 Ramar Smith	g	3-11	0-1	4-4	2-6-8	0	10	2	2	1	31	
04 Wayne Chism	g	6-8	0-1	2-4	2-8-10	2	14	0	2	0	25	
15 Jordan Howell	1-3	0-1	1-2	1-1-2	2	3	1	0	0	0	16	
25 Josh Tabb	1-4	1-2	0-0	2-3-5	1	3	0	2	0	1	28	
34 Ryan Childress	0-1	0-0	3-4	0-1-1	0	3	1	1	0	10	10	
TEAM					2-0-2							
Totals		22-54	4-17	16-22	16-26-42	10	64	12	14	4	8	200

TOTAL FG% 1st Half: 12-24 50.0% 2nd Half: 10-30 33.3% Game: 40.7%  
 3-Pt. FG% 1st Half: 3-9 33.3% 2nd Half: 1-8 12.5% Game: 23.5%  
 F Throw % 1st Half: 6-8 75.0% 2nd Half: 10-14 71.4% Game: 72.7%

Officials: Rick Crawford, Mike Nance, Mike Eades  
 Technicals: Tennessee-Wayne Chism.  
 Attendance: 23,238

Score by Periods	1st	2nd	Total
South Carolina	22	39	61
Tennessee	33	31	64

## Game #21

**Tennessee (14-7, 2-4) 57**  
**Kentucky (16-5, 5-2) 76**

*1:00 p.m. (EST) • Jan. 28, 2007 • Rupp Arena • Lexington, Kentucky*

Tennessee	FG	3PT	FT	REBS	PF	TP	A	TO	BI	St	Min	
04 Wayne Chism	f	4-10	1-4	0-1	0-2-2	1	9	1	2	0	22	
23 Dane Bradshaw	f	0-2	0-1	0-1	0-4-4	2	0	2	1	0	28	
02 JaJuan Smith	g	9-17	5-11	2-4	1-2-3	3	25	0	2	0	33	
12 Ramar Smith	g	4-12	1-4	1-2	0-3-3	1	10	5	3	0	32	
25 Josh Tabb	g	3-7	0-2	0-0	1-3-4	2	6	2	2	0	14	
11 Quinn Cannington	0-0	0-0	0-0	0-0-0	0	0	0	0	0	0	1	
13 Tony Passley	0-0	0-0	0-0	0-0-0	0	0	0	0	0	0	1	
15 Jordan Howell	1-4	1-4	0-0	1-3-4	3	3	0	0	0	0	23	
24 Tanner Wood	0-0	0-0	0-0	0-0-0	0	0	0	0	0	0	1	
30 Ben Bosse	0-1	0-0	0-0	0-0-0	0	0	0	0	0	0	1	
32 Duke Crews	0-2	0-0	2-2	1-3	3	2	2	1	0	1	18	
34 Ryan Childress	1-3	0-1	0-0	0-2-2	1	2	0	0	0	2	16	
TEAM					2-0-2							
Totals		22-58	8-27	5-10	7-20-27	17	57	12	12	1	6	200

TOTAL FG% 1st Half: 13-28 46.4% 2nd Half: 9-30 30.0% Game: 37.9%  
 3-Pt. FG% 1st Half: 5-15 33.3% 2nd Half: 3-12 25.0% Game: 29.6%  
 F Throw % 1st Half: 1-2 50.0% 2nd Half: 4-8 50.0% Game: 50.0%

Kentucky	FG	3PT	FT	REBS	PF	TP	A	TO	BI	St	Min	
13 Bobby Perry	f	2-7	1-3	2-2	4-3-7	0	7	1	0	1	2	30
33 Randolph Morris	c	4-6	0-0	1-2	0-4-4	4	9	2	2	1	1	19
03 Ramel Bradley	g	7-18	3-12	4-5	3-2-5	2	21	4	3	1	0	35
05 Derrick Jasper	g	1-1	0-0	0-0	0-4-4	3	2	0	0	0	15	
32 Joe Crawford	g	6-12	3-7	0-0	0-3-3	2	15	3	4	1	32	
01 Michael Porter	0-1	0-0	0-0	0-0-0	0	0	0	0	1	0	4	
10 Lukasz Obrzut	0-0	0-0	0-0	0-0-0	0	0	0	0	0	0	2	
20 Jodie Meeks	5-8	4-5	2-2	1-4-5	2	16	2	1	0	0	30	
21 Perry Stevenson	1-3	0-0	2-2	1-2	0	4	0	0	0	1	11	
22 Ramon Harris	0-1	0-0	0-0	0-0-0	0	0	0	0	0	0	1	
23 Sherry Thomas	1-2	0-0	0-0	3-4-7	2	2	5	0	0	0	20	
30 Dwight Perry	0-0	0-0	0-0	0-1-1	0	0	0	0	0	0	0+	
42 Mark Coury	0-0	0-0	0-0	0-0-0	0	0	0	0	1	0	1	
TEAM					1-3-4							
Totals		27-59	11-27	11-13	13-29-42	18	76	17	17	5	2	200

TOTAL FG% 1st Half: 11-34 32.4% 2nd Half: 16-25 64.0% Game: 45.8%  
 3-Pt. FG% 1st Half: 4-16 25.0% 2nd Half: 7-11 63.6% Game: 40.7%  
 F Throw % 1st Half: 5-6 83.3% 2nd Half: 6-7 85.7% Game: 84.6%

Officials: Doug Shows, John Cahill, Tim Higgins  
 Technicals: None.  
 Attendance: 24,311

Score by Periods	1st	2nd	Total
Tennessee	32	25	57
Kentucky	31	45	76

## Game #23

**Tennessee (15-8, 3-5) 78**  
**#1 Florida (21-2, 8-0) 94**

*3:00 p.m. (EST) • Feb. 3, 2007 • O'Connell Center • Gainesville, Florida*

Tennessee	FG	3PT	FT	REBS	PF	TP	A	TO	BI	St	Min	
04 Wayne Chism	f	7-9	1-1	4-5	4-2-6	3	19	1	2	0	1	26
23 Dane Bradshaw	f	2-9	1-3	2-2	0-3-3	4	7	6	1	0	3	29
02 JaJuan Smith	g	4-15	2-9	6-9	2-2-4	3	16	0	1	1	34	
12 Ramar Smith	g	5-12	0-1	3-4	0-2-2	4	13	2	1	0	26	
25 Josh Tabb	g	3-3	0-0	0-1	0-2-3	3	6	2	2	0	1	25
15 Jordan Howell	2-2	2-2	0-0	1-0-1	2	6	2	1	0	2	25	
32 Duke Crews	2-6	0-0	1-1	1-2-3	3	6	0	1	1	0	17	
34 Ryan Childress	2-5	1-3	2-2	0-0-0	2	7	0	1	0	0	18	
TEAM					4-1-5							
Totals		27-61	7-19	17-24	12-14-26	24	78	13	10	2	8	200

TOTAL FG% 1st Half: 10-24 41.7% 2nd Half: 17-37 45.9% Game: 44.3%  
 3-Pt. FG% 1st Half: 2-8 25.0% 2nd Half: 5-11 45.5% Game: 36.8%  
 F Throw % 1st Half: 2-9 22.2% 2nd Half: 15-15 100% Game: 70.8%

Florida	FG	3PT	FT	REBS	PF	TP	A	TO	BI	St	Min	
02 Corey Brewer	f	4-8	1-3	3-5	0-4-4	3	12	4	3	0	1	30
13 Joakim Noah	f	8-11	0-0	3-4	4-2-6	4	19	1	1	3	0	26
42 Al Horford	c	5-11	0-1	12-16	5-8-13	1	22	5	3	3	1	32
11 Taurean Green	g	5-8	3-4	5-5	0-2-2	3	18	2	2	0	1	29
12 Lee Humphrey	g	2-7	2-5	0-0	2-0-2	3	6	2	0	0	2	28
01 Brett Swanson	0-1	0-1	0-0	0-0-0	0	0	0	0	0	0	1	
03 Brandon Powell	0-0	0-0	0-0	0-0-0	0	0	0	0	0	0	1	
15 Walter Hodge	4-5	3-4	1-2	0-3-3	0	12	1	2	0	0	21	
21 Dan Werner	0-1	0-1	1-2	0-0-0	4	1	1	0	0	1	11	
23 Jonathan Mitchell	0-0	0-0	0-0	0-0-0	0	0	0	0	0	0	1	
25 Garrett Tyler	0-0	0-0	0-0	0-1-1	0	0	0	0	0	0	1	
32 Chris Richard	1-1	0-0	0-0	1-6-7	2	2	0	2	0	0	17	
34 Marresse Speights	1-1	0-0	0-0	1-1-2	0	2	0	0	0	0	2	
TEAM					2-1-3							
Totals		30-54	9-19	25-34	15-28-43	20	94	14	15	6	4	200

TOTAL FG% 1st Half: 17-29 58.6% 2nd Half: 13-25 52.0% Game: 55.6%  
 3-Pt. FG% 1st Half: 5-10 50.0% 2nd Half: 4-9 44.4% Game: 47.4%  
 F Throw % 1st Half: 11-12 91.7% 2nd Half: 14-22 63.6% Game: 73.5%

Officials: Tom Lopes, Joe Lindsay, Gary Maxwell  
 Technicals: Tennessee-TEAM.  
 Attendance: 12,222

Score by Periods	1st	2nd	Total
Tennessee	24	54	78
Florida	50	44	94

## Game #20

**Tennessee (14-6, 2-3) 69**  
**Mississippi (13-7, 2-4) 83**

*7:00 p.m. (CST) • Jan. 24, 2007 • C.M. "Bud" Smith Coliseum • Oxford, Mississippi*

Tennessee	FG	3PT	FT	REBS	PF	TP	A	TO	BI	St	Min	
23 Dane Bradshaw	f	2-7	2-4	2-2	0-5-5	1	8	7	4	0	2	36
32 Duke Crews	f	1-5	0-0	0-0	1-3-4	5	2	0	1	1	0	14
04 Wayne Chism	c	1-3	0-1	3-4	1-5-6	4	5	0	2	1	0	22
02 JaJuan Smith	g	8-15	4-10	2-2	2-3-5	3	22	2	0	0	1	35
12 Ramar Smith	g	7-16	0-3	2-6	2-3-5	4	16	2	10	0	0	34
13 Tony Passley	0-0	0-0	0-0	0-0-0	0	0	0	0	0	0	1	
15 Jordan Howell	2-4	1-3	0-0	2-2	1	5	1	0	0	0	19	
25 Josh Tabb	4-8	3-5	0-0	3-5-5	3	11	1	2	0	1	25	
34 Ryan Childress	0-1	0-1	0-0	1-0-1	1	0	0	0	0	1	14	
TEAM					0-1-1							
Totals		25-59	10-27	9-14	9-25-34	22	69	13	19	2	5	200

TOTAL FG% 1st Half: 13-28 46.4% 2nd Half: 12-31 38.7% Game: 42.4%  
 3-Pt. FG% 1st Half: 7-14 50.0% 2nd Half: 3-13 23.1% Game: 37.0%  
 F Throw % 1st Half: 5-6 83.3% 2nd Half: 4-8 50.0% Game: 64.3%

Mississippi	FG	3PT	FT	REBS	PF	TP	A	TO	BI	St	Min	
50 Kenny Williams	f	4-7	0-0	1-2	2-3-5	1	9	2	1	2	0	23
44 Dwayne Curtis	c	7-11	0-0	4-7	4-5-9	4	18	2	0	1	0	27
10 Todd Abernethy	g	3-6	1-3	3-4	1-5-6	2	10	4	1	0	1	36
12 Clarence Sanders	g</											

# TENNESSEE BASKETBALL



## Game #25

**#23 Vanderbilt** (16-8, 6-4) **57**  
**Tennessee** (17-8, 5-5) **84**

*1:00 p.m. (EST) • Feb. 10, 2007 • Thompson-Boling Arena • Knoxville, Tennessee*

Vanderbilt	FG	3PT	FT	REBS	PF	TP	A	T	BI	St	Min	
04 Derrick Byars	f	3-13	2-7	0-0	0-2-2	4	8	2	4	0	1	27
32 Shan Foster	f	5-14	1-6	4-4	2-1-3	2	15	2	0	0	3	35
41 Ross Nelner	f	5-8	0-1	5-6	4-2-6	4	15	0	5	1	2	23
03 Alex Gordon	g	1-6	1-5	3-4	0-2-2	1	6	5	2	0	0	26
20 Dan Cage	g	2-6	2-4	1-2	3-4-7	0	7	0	0	0	0	27
00 Jermaine Beal	g	1-4	0-2	2-2	0-1-1	2	4	1	3	0	0	13
11 Alan Metcalfe	g	0-2	0-1	2-4	1-2-3	1	2	0	1	3	0	11
14 Aubrey Hammond	g	0-0	0-0	0-0	0-0-0	0	0	0	0	0	0	2
31 Jason Brown	g	0-2	0-0	0-0	1-3-4	1	0	1	0	1	1	15
34 George Drake	g	0-1	0-0	0-0	0-0-0	2	0	0	1	0	0	12
54 Ted Skuchas	g	0-1	0-0	0-0	0-1-1	2	0	0	1	0	0	9
TEAM				2-0-2								
Totals		17-57	6-26	17-22	13-18-31	19	57	11	17	5	7	200

TOTAL FG%	1st Half: 7-30 23.3%	2nd Half: 10-27 37.0%	Game: 29.8%
3-Pt. FG%	1st Half: 3-14 21.4%	2nd Half: 3-12 25.0%	Game: 23.1%
F Throw %	1st Half: 4-5 80.0%	2nd Half: 13-17 76.5%	Game: 77.3%

Tennessee	FG	3PT	FT	REBS	PF	TP	A	T	BI	St	Min	
04 Wayne Chism	f	6-11	3-5	2-4	3-9-12	3	17	1	4	0	2	22
23 Dane Bradshaw	f	0-2	0-1	0-0	1-3-4	2	0	7	2	0	1	26
02 JaJuan Smith	g	4-8	3-5	0-0	1-7-8	1	11	4	2	1	1	29
05 Chris Lofton	g	4-7	2-4	6-6	1-1-2	1	16	1	1	0	0	26
12 Ramar Smith	g	3-8	0-2	3-3	0-1-1	1	9	4	4	1	4	27
11 Quinn Canington	g	0-0	0-0	0-0	0-0-0	1	0	0	0	0	0	1
15 Jordan Howell	g	3-7	3-5	0-0	1-2-3	2	9	2	2	0	0	18
24 Tanner Wild	g	0-1	0-0	0-0	0-0-0	0	0	0	0	0	0	1
25 Josh Tabb	g	4-4	0-0	1-1	2-1-3	1	9	2	0	0	1	18
30 Ben Bosse	g	0-0	0-0	0-0	0-0-0	0	0	0	0	0	0	1
32 Duke Crews	g	2-3	0-0	0-1	0-1-1	4	4	1	3	0	1	13
34 Ryan Childress	g	3-6	1-3	2-4	3-4-7	0	9	2	1	1	1	18
TEAM				2-0-2								
Totals		29-57	12-25	14-19	14-29-43	16	84	24	19	3	11	200

TOTAL FG%	1st Half: 16-27 59.3%	2nd Half: 13-30 43.3%	Game: 50.9%
3-Pt. FG%	1st Half: 6-11 54.5%	2nd Half: 6-14 42.9%	Game: 48.0%
F Throw %	1st Half: 4-8 50.0%	2nd Half: 10-11 90.9%	Game: 73.7%

**Officials:** Rick Crawford, Karl Hess, Tracy Woodson  
**Technical:** Tennessee-Wayne Chism.  
**Attendance:** 21,493

Score by Periods	1st	2nd	Total
Vanderbilt	21	36	57
Tennessee	42	42	84

## Game #27

**Tennessee** (18-9, 6-6) **64**  
**South Carolina** (13-12, 3-9) **81**

*3:30 p.m. (EST) • Feb. 17, 2007 • Colonial Center • Columbia, South Carolina*

Tennessee	FG	3PT	FT	REBS	PF	TP	A	T	BI	St	Min	
04 Wayne Chism	f	1-4	0-0	0-0	4-3-7	2	2	0	2	1	0	19
23 Dane Bradshaw	f	1-4	0-0	0-0	1-1-2	0	2	1	2	0	1	25
02 JaJuan Smith	g	4-10	2-6	0-0	0-2-2	1	10	2	1	0	0	22
05 Chris Lofton	g	3-10	1-7	6-7	1-3-4	3	13	3	3	1	1	28
12 Ramar Smith	g	4-10	1-2	6-7	1-5-6	2	15	1	1	0	1	28
15 Jordan Howell	g	1-4	1-3	1-2	1-2-3	1	4	0	0	0	1	20
25 Josh Tabb	g	2-4	0-0	0-0	2-1-3	3	4	1	0	0	0	22
32 Duke Crews	g	3-6	0-0	1-2	2-1-3	1	7	0	2	1	0	18
34 Ryan Childress	g	2-3	1-2	2-3	0-5-5	1	7	0	2	0	0	18
TEAM				2-0-2								
Totals		21-55	6-20	16-21	14-23-37	14	64	8	13	3	4	200

TOTAL FG%	1st Half: 11-30 36.7%	2nd Half: 10-25 40.0%	Game: 38.2%
3-Pt. FG%	1st Half: 2-8 25.0%	2nd Half: 4-12 33.3%	Game: 30.0%
F Throw %	1st Half: 7-10 70.0%	2nd Half: 9-11 81.8%	Game: 76.2%

South Carolina	FG	3PT	FT	REBS	PF	TP	A	T	BI	St	Min	
04 Bryce Sheldon	f	6-11	4-9	0-0	0-3-3	0	16	2	2	0	0	39
21 Dominique Archie	f	4-5	1-1	2-4	1-5-6	3	11	4	1	2	3	37
33 Brandon Wallace	c	4-6	0-0	0-1	1-5-6	2	8	3	1	4	0	37
01 Tre Kelley	g	7-16	3-8	8-10	0-0-0	4	25	5	1	0	0	37
05 Brandis Raley-Ross	g	5-8	2-3	0-0	1-6-7	0	12	0	1	0	1	27
23 Ewaldy Day	g	3-7	3-6	0-0	0-3-3	3	9	0	0	0	0	20
31 Brandis Baniulis	g	0-1	0-1	0-0	1-0-1	0	1	0	0	0	0	5
32 David Chambers	g	0-0	0-0	0-0	0-0-0	0	0	0	0	0	0	1
51 Mitchell Carter	g	0-0	0-0	0-0	0-0-0	1	0	0	1	0	0	1
TEAM				0-2-2								
Totals		29-54	13-28	10-15	4-24-28	13	81	15	8	5	4	200

TOTAL FG%	1st Half: 13-28 46.4%	2nd Half: 16-26 61.5%	Game: 53.7%
3-Pt. FG%	1st Half: 8-15 53.3%	2nd Half: 5-13 38.5%	Game: 46.4%
F Throw %	1st Half: 2-2 100%	2nd Half: 8-13 61.5%	Game: 66.7%

**Officials:** Tony Greene, Bert Smith, John Hampton  
**Technical:** Tennessee-Wayne Chism; Duke Crews; TEAM.  
**Attendance:** 12,789

Score by Periods	1st	2nd	Total
Tennessee	31	33	64
South Carolina	36	45	81

## Game #29

**Tennessee** (20-9, 8-6) **83**  
**Arkansas** (16-12, 5-9) **72**

*Noon (CST) • Feb. 24, 2007 • Bud Walton Arena • Fayetteville, Arkansas*

Tennessee	FG	3PT	FT	REBS	PF	TP	A	T	BI	St	Min	
04 Wayne Chism	f	6-13	1-4	1-2	4-2-6	3	14	2	1	2	1	23
23 Dane Bradshaw	f	1-5	1-4	0-0	1-1-2	4	3	3	0	0	2	23
02 JaJuan Smith	g	6-13	2-7	2-4	2-2-4	2	16	0	2	0	2	31
05 Chris Lofton	g	10-19	4-12	7-8	0-1-1	0	31	1	0	0	1	32
12 Ramar Smith	g	3-6	0-0	3-6	2-1-3	3	9	5	1	0	2	26
15 Jordan Howell	g	2-5	1-4	0-0	0-0-0	2	5	1	0	0	1	19
25 Josh Tabb	g	0-1	0-1	0-0	1-0-1	2	0	2	1	0	1	12
32 Duke Crews	g	1-5	0-0	0-3	3-3-6	2	1	3	0	1	1	17
34 Ryan Childress	g	1-5	1-3	0-0	4-3-7	1	2	1	2	0	1	17
TEAM				1-6-7								
Totals		30-72	10-35	13-23	17-13-30	19	83	16	11	2	12	200

TOTAL FG%	1st Half: 12-34 35.3%	2nd Half: 18-38 47.4%	Game: 41.7%
3-Pt. FG%	1st Half: 5-17 29.4%	2nd Half: 5-18 27.8%	Game: 28.6%
F Throw %	1st Half: 4-5 80.0%	2nd Half: 9-18 50.0%	Game: 56.5%

Arkansas	FG	3PT	FT	REBS	PF	TP	A	T	BI	St	Min	
05 Darian Townes	f	5-11	0-0	2-2	4-4-8	1	12	2	8	2	0	24
13 Sonny Weems	f	9-15	0-1	0-0	2-5-7	1	18	1	2	1	2	36
51 Steven Hill	c	2-3	0-0	2-2	0-1-1	4	6	0	2	2	1	21
14 Sean McCurdy	g	0-0	0-0	3-4	0-3-4	4	3	1	3	0	0	15
21 Patrick Beverley	g	3-9	1-5	2-2	0-1-1	4	9	3	0	0	1	35
00 Gary Ervin	g	3-7	0-2	3-6	1-1-2	4	9	3	3	0	2	29
02 Stefan Welsh	g	0-0	0-0	0-0	0-1-0	1	0	0	0	0	0	2
03 Charles Thomas	g	3-4	0-0	3-4	1-5-6	1	9	2	1	0	0	22
15 Michael Washington	g	0-0	0-0	6-6	1-1-2	2	6	1	3	0	0	15
33 Vincent Hunter	g	0-0	0-0	0-0	0-0-0	0	0	0	0	0	0	1
TEAM				1-6-7								
Totals		25-49	1-8	21-26	10-28-38	21	72	13	24	5	6	200

TOTAL FG%	1st Half: 12-25 48.0%	2nd Half: 13-24 54.2%	Game: 51.0%
3-Pt. FG%	1st Half: 1-5 20.0%	2nd Half: 0-3 0.0%	Game: 12.5%
F Throw %	1st Half: 11-12 91.7%	2nd Half: 10-14 71.4%	Game: 80.8%

**Officials:** Tony Greene, Rick Crawford, Tracy Woodson  
**Technical:** Arkansas-Sean McCurdy.  
**Attendance:** 18,903

Score by Periods	1st	2nd	Total
Tennessee	33	50	83
Arkansas	36	36	72

## Game #26

**#20 Kentucky** (18-7, 7-4) **85**  
**Tennessee** (18-8, 6-5) **89**

*7:00 p.m. (EST) • Feb. 13, 2007 • Thompson-Boling Arena • Knoxville, Tennessee*

Kentucky	FG	3PT	FT	REBS	PF	TP	A	T	BI	St	Min
13 Bobby Perry	f	2-5	0-1	4-4	0-2-2						



# TENNESSEE BASKETBALL



## Game #31

**Tennessee** (22-9, 10-6) **71**  
**Georgia** (17-12, 8-8) **65**

4:00 p.m. (EST) • March 3, 2007 • Stegeman Coliseum • Athens, Georgia

Tennessee	FG	3PT	FT	REBS	PF	TP	A	TO	Bl	St	Min	
04 Wayne Chism	f	2-6	1-2	0-0	2-4	6	1	5	1	0	1	28
23 Dane Bradshaw	f	1-4	0-2	2-4	0-3	3	2	4	4	4	0	30
02 Jajuan Smith	g	6-10	3-6	4-6	3-2	5	3	19	1	1	0	27
05 Chris Lofton	g	4-10	3-7	3-4	1-3	4	3	14	3	4	0	26
12 Ramar Smith	g	5-11	1-1	2-2	1-3	4	5	13	3	2	0	28
15 Jordan Howell		2-6	2-6	1-2	0-3	3	0	7	0	2	0	24
25 Josh Tabb		0-0	0-0	1-2	0-2	2	1	0	0	0	0	15
32 Duke Crews		2-3	0-0	1-1	1-3	4	3	5	0	3	1	12
34 Ryan Childress		1-4	1-2	0-0	0-2	2	3	0	1	0	1	10
TEAM					1-0	1						
Totals		23-54	11-26	14-21	9-25	34	21	71	12	18	2	200

TOTAL FG% 1st Half: 12-30 40.0% 2nd Half: 11-24 45.8% Game: 42.6%  
 3-Pt. FG% 1st Half: 6-14 42.9% 2nd Half: 5-12 41.7% Game: 42.3%  
 F Throw % 1st Half: 3-7 42.9% 2nd Half: 11-14 78.6% Game: 66.7%

Georgia	FG	3PT	FT	REBS	PF	TP	A	TO	Bl	St	Min	
15 Steve Newman	f	4-7	1-3	0-0	1-6	7	3	9	1	5	2	28
42 Takais Brown	f	4-5	0-0	5-9	5-5	10	0	13	0	3	0	37
02 Sundiata Gaines	g	6-13	2-7	4-7	1-6	7	3	18	7	4	0	40
14 Levi Stukes	g	2-10	0-6	4-4	0-0	3	8	0	3	2	5	35
31 Billy Humphrey	g	4-7	2-3	0-0	0-2	2	4	10	1	1	0	15
23 Corey Butler		1-2	0-0	2-2	0-1	1	2	4	0	1	0	11
30 Terrance Woodbury		1-5	0-2	1-2	0-3	2	3	0	1	0	1	21
44 Dave Bliss		0-0	0-0	0-0	0-0	1	0	0	0	0	0	2
45 Rashaad Singleton		0-1	0-0	0-1	2-1	3	0	0	0	0	0	11
TEAM					0-1	1						
Totals		22-50	5-21	16-25	9-25	34	18	65	9	19	4	200

TOTAL FG% 1st Half: 10-25 40.0% 2nd Half: 12-25 48.0% Game: 44.0%  
 3-Pt. FG% 1st Half: 2-8 25.0% 2nd Half: 3-13 23.1% Game: 23.8%  
 F Throw % 1st Half: 8-11 72.7% 2nd Half: 8-14 57.1% Game: 64.0%

Officials: Tom Lopes, Bert Smith, Joe Lindsay

Technical: Tennessee-Duke Crews

Attendance: 10,230

Score by Periods	1st	2nd	Total
Tennessee	33	38	71
Georgia	30	35	65

## Game #32

**LSU** (16-14)

#22 **Tennessee** (22-9)

9:45 p.m. (EST) • March 8, 2007 • Georgia Dome • Atlanta, Georgia