



# HORNED FROGS

Media Contact: Mark Cohen - TCU Assistant AD/Media Relations Director

Office: (817) 257-5394 • Main Office: (817) 257-7969 • Cell Phone: (817) 343-2017 • Twitter: @TCUSID • Email: m.cohen@tcu.edu • www.gofrogs.com

## GAME 12

### DETAILS

**Date:** Saturday, Nov. 30, 2013  
**Time:** 2:30 p.m. CST  
**Location:** Fort Worth, Texas  
**Venue:** Amon G. Carter Stadium (45,000)  
**Series Record:** TCU leads 51-50-7  
**Last Meeting:** TCU 49-21, 10/13/12  
**TV:** ESPN2  
**Talent:** Joe Tessitore, Matt Millen, Kaylee Hartung  
**Radio:** WBAP 820 AM and KTCU 88.7 FM  
**Talent:** Brian Estridge, John Denton, Landry Burdine  
**Spanish Radio:** 1270 AM Univision  
**Talent:** Miguel Cruz, Elvis Gallegos



### TCU HORNED FROGS

**Record:** 4-7 (Big 12: 2-6)  
**Rankings:** AP: N/A; USA Today: N/A

**Head Coach:** Gary Patterson (Kansas State '83)  
**TCU Record:** 120-43 (13th year)  
**Career Record:** 120-43 (13th year)  
**Statistical Leaders:**  
**Rushing:** B.J. Catalan (476 yds., 5.0 ypc, 6 TD)  
**Passing:** Casey Pachall (59.2 pct., 113-of-191, 4 TD, 7 Int., 200.2 ypg)  
**Receiving:** LaDarius Brown (35 rec., 372 yds., 1 TD)  
**Defensively:** Paul Dawson (76 tackles, 10 TFL, 1 Int., 2 PBU), Chris Hackett (76 tackles, 4 1/2 TFL, 3 Int., 3 FF)



### BAYLOR BEARS

**Record:** 9-1 (Big 12: 6-1)  
**Rankings:** AP: 9; USA Today: 8; BCS: 9

**Head Coach:** Art Briles (Texas Tech '79)  
**Baylor Record:** 42-31 (6th year)  
**Career Record:** 76-59 (11th year)  
**Statistical Leaders:**  
**Rushing:** Lache Seastrunk (888 yds., 8.7 ypg, 11 TD), Shock Linwood (841 yds., 7.0 ypc, 8 TD)  
**Passing:** Bryce Petty (64.1 pct., 180-of-281, 26 TD, 1 Int., 335.1 ypg)  
**Receiving:** Antwan Goodley (58 rec., 1,193 yds., 12 TD)  
**Defensively:** Eddie Lackey (78 tackles, 10 TFL, 3 1/2 Sacks, 1 Int.), Bryce Hager (71 tackles, 2 1/2 TFL, 1 Sack, 3 PBU)

### 2013 TCU SEASON SCHEDULE

Day	Opponent	Time/Result
Aug. 31	vs. No. 12/13 LSU!	L, 27-37
Sept. 7	Southeastern Louisiana	W, 38-17
Sept. 12	at Texas Tech*	L, 10-20
Sept. 28	SMU	W, 48-17
Oct. 5	at No. 11/10 Oklahoma*	L, 17-20
Oct. 12	Kansas*	W, 27-17
Oct. 19	at No. 21/17 Oklahoma St.*	L, 10-24
Oct. 26	Texas*	L, 7-30
Nov. 2	West Virginia*	L, 27-30 (OT)
Nov. 9	at Iowa State*	W, 21-17
Nov. 16	at Kansas State*	L, 31-33
Nov. 30	No. 9/8 Baylor*	2:30 p.m.

\*Big 12 game  
 !Game played at AT&T Stadium (Arlington)  
 All Times Central

### 2013 BAYLOR SEASON SCHEDULE

Day	Opponent	Time/Result
Aug. 31	Wofford	W, 69-3
Sept. 7	Buffalo	W, 70-13
Sept. 21	Louisiana-Monroe	W, 70-7
Oct. 5	West Virginia*	W, 73-42
Oct. 12	at Kansas State*	W, 35-25
Oct. 19	Iowa State*	W, 71-7
Oct. 26	at Kansas*	W, 59-14
Nov. 7	No. 12/8 Oklahoma*	W, 41-12
Nov. 16	vs. Texas Tech*!	W, 63-34
Nov. 23	at No. 12/10 Oklahoma St.*	L, 17-49
Nov. 30	at TCU*	2:30 p.m.
Dec. 7	Texas*	TBA

\*Big 12 game  
 !Game played at AT&T Stadium (Arlington)  
 All Times Central

### ABOUT THE GAME

- ▶ TCU closes its season when it hosts Baylor on Saturday in a 2:30 p.m. contest on ESPN2.
- ▶ The Horned Frogs are 14-13 against ranked teams under head coach Gary Patterson.
- ▶ TCU has an eight-game winning streak in regular-season contests after an open date.
- ▶ TCU is 28-10 in regular-season games following a loss under Patterson.
- ▶ Patterson is 4-1 as a head coach versus Baylor and 4-1 in matchups with Bears' head coach Art Briles. Patterson was 2-0 versus Briles when Briles was at Houston (2003-07) and is 2-1 against Briles during his tenure at Baylor (2008-present).
- ▶ TCU is playing its second season in Amon G. Carter Stadium after its \$164 million rebuild.
- ▶ Saturday's game is sold out, giving the Horned Frogs a 16th sellout in their last 20 home dates.
- ▶ TCU is 61-13 under Patterson at Amon G. Carter Stadium.

### SENIOR CLASS SUPERLATIVES

- ▶ TCU's senior class, comprised of just 16 players with only 10 on scholarship, will be recognized in a pre-game ceremony.
- ▶ The 2013 seniors have a 35-15 record while taking part in two conference championships and winning the 2011 Rose Bowl.
- ▶ The seniors are 3-1 against top-five ranked opponents, 2-1 in bowl games and 17-6 at Amon G. Carter Stadium.

### SERIES NOTES

- ▶ Last year's 49-21 TCU win over Baylor gave the Horned Frogs a 51-50-7 edge in the all-time series. The first game was a scoreless tie in 1899.
- ▶ TCU is 25-27-4 in home games against the Bears and 26-23-1 on the road versus Baylor. The Horned Frogs and Bears tied in both neutral-site meetings.
- ▶ With 108 games played between the schools, TCU has faced Baylor more than any other opponent in its history.
- ▶ TCU and Baylor met the last two years in Waco. The 2011 matchup, a 50-48 Bears' win, was a non-conference game with TCU in its final season in the

Mountain West. Last year's 49-21 TCU victory came in the schools' first meeting as Big 12 rivals.

- ▶ TCU has won four of the five meetings with Baylor since the Southwest Conference dissolved after the 1995 campaign.

### A MARQUEE QB MATCHUP

- ▶ TCU's last home game versus Baylor was in the 2010 season with Andy Dalton and Robert Griffin III behind center for their respective teams.
- ▶ TCU built a 35-3 halftime lead in winning 45-10.
- ▶ Dalton set a TCU single-game record for completion percentage (91.3) by connecting on 21-of-23 attempts for 267 yards and two touchdowns. He completed his first 11 passes with both scoring tosses going to Jeremy Kerley.

### AWARD WATCH

- ▶ TCU All-America cornerback Jason Verrett is a semifinalist for the Jim Thorpe Award, presented to the nation's top defensive back.
- ▶ Verrett was a first-team selection on all five Midseason All-America teams released (ESPN.com, CBSSports.com, SI.com, USA Today, Phil Steele).
- ▶ Since 2012, Verrett leads the nation with 36 passes defended (8 interceptions, 28 pass breakups).

### TCU NOTABLES

- ▶ Over 40 percent of Horned Frogs who have seen action this season are sophomores.
- ▶ TCU is looking to become the first Big 12 team since 1996 (Nebraska) to lead the conference in both sacks and interceptions. The Horned Frogs are tied with Baylor for the Big 12 lead with 29 sacks, while their 18 picks are one behind Oklahoma State (19).
- ▶ TCU is the only team in the nation to rank in the top five in interceptions (tied for 4th, 18) and tackles for loss (5th, 90) and the top 10 in turnovers gained (tied for 7th, 27).
- ▶ Casey Pachall is tied with Slingin' Sammy Baugh (1934-36) for fourth in career touchdown passes (40) at TCU.
- ▶ Trevone Boykin is the only player in the nation this season with a 100-yard rushing game, 100-yard receiving game and 200-yard passing game.

**TCU QUICK FACTS**

Location \_\_\_\_\_ Fort Worth, Texas  
 Founded \_\_\_\_\_ 1873  
 Enrollment \_\_\_\_\_ 9,725  
 Colors \_\_\_\_\_ Purple (PMS 5265) and White  
 Nickname \_\_\_\_\_ Horned Frogs  
 Stadium \_\_\_\_\_ Amon G. Carter Stadium (45,000)  
 Surface \_\_\_\_\_ Natural Grass  
 Conference \_\_\_\_\_ Big 12  
 Chancellor \_\_\_\_\_ Dr. Victor J. Boschini Jr.  
 Director of Intercollegiate Athletics \_\_\_\_\_ Chris Del Conte  
 Ticket Office Phone \_\_\_\_\_ (817) 257-FROG (3764)  
 Website \_\_\_\_\_ www.GoFrogs.com  
 Twitter \_\_\_\_\_ @TCUFootball/@TCU\_Athletics

**HISTORY**

First Season \_\_\_\_\_ 1896  
 Record All-Time \_\_\_\_\_ 604-527-57 (.532)  
 Bowl Game Appearances / Last \_\_\_\_\_ 28 / 2012  
 Record in Bowl Games \_\_\_\_\_ 13-14-1 (.482)

**FOOTBALL STAFF**

Head Coach \_\_\_\_\_ Gary Patterson  
 Alma Mater \_\_\_\_\_ Kansas State '83  
 Record at TCU \_\_\_\_\_ 120-43 (13th season)  
 Career Record \_\_\_\_\_ 120-43 (13th season)  
 Assistant Head Coach/Offensive Line: \_\_\_\_\_ Eddie Williamson  
 Defensive Coordinator/Defensive Line: \_\_\_\_\_ Dick Bumpas  
 Co-Offensive Coordinator/Running Backs: \_\_\_\_\_ Jarrett Anderson  
 Co-Offensive Coordinator/Quarterbacks: \_\_\_\_\_ Rusty Burns  
 Special Teams Coordinator/Tight Ends \_\_\_\_\_ Dan Sharp  
 Linebackers: \_\_\_\_\_ DeMontie Cross  
 Safeties: \_\_\_\_\_ Chad Glasgow  
 Cornerbacks: \_\_\_\_\_ Clay Jennings  
 Wide Receivers: \_\_\_\_\_ Curtis Luper  
 Graduate Assistants - Offense \_\_\_\_\_ Kyle Skierski  
 \_\_\_\_\_ Bryan Wilson  
 Graduate Assistants - Defense \_\_\_\_\_ Paul Gonzales  
 \_\_\_\_\_ Ryan McInerney  
 Director of Operations \_\_\_\_\_ Matt Lewis  
 Assistant Director of Operations \_\_\_\_\_ Dominique Neville  
 Director of High School Relations \_\_\_\_\_ Kenny Perry  
 Strength and Conditioning Coach \_\_\_\_\_ Don Sommer  
 Athletic Trainer \_\_\_\_\_ David Gable  
 Equipment Manager \_\_\_\_\_ Brian Coutras  
 Video Coordinator \_\_\_\_\_ Mike Maples  
 Office Phone Number \_\_\_\_\_ (817) 257-7970  
 Basic Offense \_\_\_\_\_ Multiple  
 Basic Defense \_\_\_\_\_ 4-2-5

**2012 SEASON RECAP**

Record (H / A / N) \_\_\_\_\_ 7-6 (2-4 / 5-1 / 0-1)  
 Conference Record / Finish \_\_\_\_\_ 4-5 / T-5th Big 12  
 Bowl Game \_\_\_\_\_ Buffalo Wild Wings Bowl  
 Final AP/USA Today Ranking \_\_\_\_\_ NR/NR

**2013 TEAM INFO**

Lettermen Returning/Lost \_\_\_\_\_ 43/25  
 Starters Returning/Lost \_\_\_\_\_ 15/11  
 Offensive Starters Returning/Lost \_\_\_\_\_ 5/7  
 Defensive Starters Returning/Lost \_\_\_\_\_ 8/3  
 Specialist Starters Returning/Lost \_\_\_\_\_ 2/1

**TCU MEDIA INFORMATION / GUIDELINES**

**TCU ATHLETICS MEDIA RELATIONS OFFICE**

Office Address: \_\_\_\_\_ TCU Box 297600  
 \_\_\_\_\_ Fort Worth, TX 76129  
 Physical Address: \_\_\_\_\_ 2900 Stadium Dr., Rm. 104  
 \_\_\_\_\_ Fort Worth, TX 76129  
 Office Phone: \_\_\_\_\_ (817) 257-7969  
 Office Fax: \_\_\_\_\_ (817) 257-7964  
 Press Box: \_\_\_\_\_ (817) 257-7981, 7982

**Mark Cohen, Assistant A.D. for Media Relations**

Office Phone: \_\_\_\_\_ (817) 257-5394  
 Cell Phone: \_\_\_\_\_ (817) 343-2017  
 Email: \_\_\_\_\_ m.cohen@tcu.edu  
 Twitter: \_\_\_\_\_ @TCUSID

**CREDENTIAL REQUESTS**

All credential requests for TCU home games must be submitted online (SportsSystems.com/TCU). Please visit the site for complete instructions on submitting the application. All credential requests for an outlet must be made at one time, and only those applications submitted by an outlet's sports editor or sports director will be considered. Requests should be received no later than 48 hours prior to the game. For more information, contact Deanna Damon in the TCU athletics media relations office at deanna.damon@tcu.edu and (817) 257-7969.

**CREDENTIAL PICK UP**

Season credentials will be available for pickup prior to the first game at the TCU Media Relations Office located in Daniel-Meyer Coliseum Room 104. No credentials will be mailed after Tuesday preceding the game. Thereafter, credentials may be picked up on game day at Media Will Call located in the ticket booth situated between Gates 2 and 3 at the southwest entrance of Amon G. Carter Stadium.

**MEDIA PARKING**

Media parking requests will be accommodated on a space-available basis. The primary media parking lot is Lot 1A, south of Amon G. Carter Stadium and across Bellaire Drive North. Other media will be located in Lot 3, behind the main video board on the north side of the stadium. Other parking is in a lot on the east side of campus. Media parking passes cannot be picked up or left at will call on game day.

**AMON G. CARTER STADIUM**

The 132-seat press box is located on the second floor in the northwest corner of the Club/Press Level. It can be accessed from the main Concourse Level via elevators and stairs located in the northwest corner of the stadium.

**WIRELESS INTERNET**

Wireless Internet is available in the Amon G. Carter Stadium press box as well as for postgame filing in the Four Sevens Team Room. Login information can be obtained via your seat tag or through a media relations staff member.

**TEAM PRACTICES**

All practices are closed unless other specified. TV crews and photographers are only permitted to shoot practice after receiving permission from the TCU athletics media relations office.

**INTERVIEW REQUESTS**

Interview requests for TCU coaches and players are coordinated through TCU athletics media relations director Mark Cohen at m.cohen@tcu.edu or (817) 257-5394. Cell numbers of coaches and players are not made available and players have been instructed not to conduct interviews when contacted without prior approval.

**BIG 12 CONFERENCE MEDIA RELATIONS**

Contact the Big 12 media relations staff for any information or questions concerning football in the conference. League information is available at Big12sports.com. Primary football contacts for the conference are Bob Burda [(469) 524-1007; bob@big12sports.com] and Joni Lehmann [(469) 524-1022; joni@big12sports.com].

**BIG 12 TELECONFERENCE**

TCU's Gary Patterson will participate in the Big 12 Conference's weekly football coaches media teleconference each Monday at 11:20 a.m. CDT. Interested media may access the teleconference by contacting Joni Lehmann (joni@big12sports.com) at the Big 12 office for more details.

**COLLEGE PRESS BOX.COM**

CollegePressBox.com is the official media website for Big 12 Conference football. Access and download weekly game notes, statistics, media guides and more for the conference and each of its 10 member schools throughout the season. Login information will be distributed by the conference office to accredited media or you can apply for a password by sending an e-mail to password@collegepressbox.com.

<b>THIS WEEK'S SCHEDULE</b>	<b>24</b>	<b>SUNDAY</b>	<b>25</b>	<b>MONDAY</b>	<b>26</b>	<b>TUESDAY</b>	<b>27</b>	<b>WEDNESDAY</b>	<b>28</b>	<b>THURSDAY</b>	<b>29</b>	<b>FRIDAY</b>	<b>30</b>	<b>SATURDAY</b>
		Practice Closed		Big 12 Teleconference Patterson available at 11:20 a.m.		Media Luncheon/Presser Noon Moncrief Club Four Sevens Team Room Patterson & players available		Practice Closed  Patterson Availability After Practice		Practice Closed  Gary Patterson Show 6 to 7 p.m. Railhead Fort Worth		Practice Closed		Game #12 vs. Baylor 2:30 p.m. FSN Fort Worth, Texas

Schedule Notes: No interviews on game days (prior to postgame); All times Central unless otherwise noted.

# TCU FOOTBALL NOTABLES

## 2013 HONOR ROLL

### LaDarius Brown, WR

\*National Kickoff Returner of the Week, College Football Performance Awards, vs. SMU

### Brandon Carter, WR

\*Biletnikoff Award Watch List  
\*Paul Hornung Award Watch List

### Sam Carter, S

\*Walter Camp Football Foundation National Defensive Player of the Week, vs. SMU  
\*Jim Thorpe Award Defensive Back of the Week, vs. SMU  
\*Big 12 Defensive Player of the Week, vs. SMU  
\*ESPN Helmet Sticker, vs. SMU  
\*Jim Thorpe Award Watch List

### B.J. Catalon, TB

\*Second-Team Academic All-Big 12  
\*Big 12 Special Teams Player of the Week, vs. LSU  
\*National Kickoff Returner of the Week, College Football Performance Awards, vs. LSU  
\*Paul Hornung Award Weekly Honor Roll, vs. LSU  
\*Doak Walker Award Watch List

### Paul Dawson, LB

\*National Linebacker of the Week, College Football Performance Awards, vs. Kansas

### Devonte Fields, DE

\*Preseason All-American  
\*Preseason Big 12 Defensive Player of the Year  
\*Preseason All-Big 12  
\*No. 3 player in the Big 12, ESPN.com  
\*Chuck Bednarik Award Watch List  
\*Rotary Lombardi Award Watch List  
\*Bronko Nagurski Trophy Watch List  
\*Ted Hendricks Award Watch List

### Chucky Hunter, DT

\*Outland Trophy Watch List  
\*Rotary Lombardi Award Watch List

### Waymon James, TB

\*Doak Walker Award Watch List

### Jon Koontz, DE

\*First-Team Academic All-Big 12  
\*National Football Foundation National Scholar-Athlete Award Semifinalist  
\*Nominee, Wuerffel Trophy  
\*Nominee, Burlsworth Trophy

### Jaden Oberkrom, PK

\*First-Team Capital One Academic All-District  
\*First-Team Academic All-Big 12  
\*Lou Groza Award Watch List

### Casey Pachall, QB

\*Preseason All-Big 12  
\*Senior Bowl Watch List  
\*Davey O'Brien Award Watch List  
\*Maxwell Award Watch List  
\*Walter Camp Football Foundation Player of the Year Watch List  
\*Earl Campbell Tyler Rose Award Watch List

### Ethan Perry, P

\*Ray Guy Award Watch List

### Ty Slanina, WR

\*Athlon Sports Big 12 Freshman of the Week, vs. SMU

### Jason Verrett, CB

\*Semifinalist, Jim Thorpe Award  
\*Quarterfinalist, Lott IMPACT Trophy  
\*Senior Bowl Invitation  
\*Midseason First-Team All-American, CBSSports.com  
\*Midseason First-Team All-American, ESPN.com  
\*Midseason First-Team All-American, USA Today  
\*Midseason First-Team All-American, Phil Steele  
\*Preseason All-American  
\*Preseason All-Big 12  
\*No. 1 player in the Big 12, ESPN.com  
\*Senior Bowl Watch List  
\*Chuck Bednarik Award Watch List  
\*Bronko Nagurski Trophy Watch List  
\*Jim Thorpe Award Watch List  
\*Walter Camp Player of the Year Watch List

## THE STAFF AND GAME-DAY LOCATION

### ► Field

Gary Patterson - head coach  
Jarrett Anderson - co-offensive coordinator/  
running backs coach  
Dick Bumpas - defensive coordinator/defensive line  
coach  
Dan Sharp - special teams coordinator/tight ends  
coach  
Eddie Williamson - assistant head coach/offensive  
line coach  
Clay Jennings - cornerbacks coach  
Curtis Luper - wide receivers coach

### ► Press Box

Rusty Burns - co-offensive coordinator/  
quarterbacks coach  
Chad Glasgow - safeties coach  
DeMontie Cross - linebackers coach

► TCU has six coaches (Patterson, Anderson, Bumpas, Glasgow, Sharp and Williamson) who have been at TCU for at least 10 years. Only Navy (8) and Missouri (7) have more.

## CLOSE CALLS

► Six of TCU's seven losses, including four to teams who have been ranked in the top 25, have seen it with a chance to win in the fourth quarter or overtime.

► Against both LSU and Oklahoma, the Horned Frogs had the ball with an opportunity to take the lead in the fourth quarter. TCU and Texas Tech were tied with less than four minutes to play. TCU trailed Oklahoma State by seven points midway through the fourth quarter. The Horned Frogs fell in overtime to West Virginia while seeing Kansas State kick a game-winning field goal with three seconds to play.

## THE BEST IN TEXAS

► TCU has the best record in Texas since 2005:

No.	Team	W-L	Pct.
1.	TCU	88-26	.772
2.	Texas	87-27	.763
3.	Texas Tech	74-39	.655
4.	Houston	72-43	.626
5.	Texas A&M	66-46	.589
6.	Baylor	54-54	.500
7.	SMU	48-62	.436
8.	Rice	46-63	.422
9.	UTEP	42-66	.389
10.	North Texas	29-77	.274

## AMONG THE BEST

► TCU's record since 2005 is No. 7 nationally:

No.	Team	W-L	Pct.
1.	Boise State	100-16	.862
2.	Ohio State	95-18	.841
3.	Alabama	96-22	.814
4.	LSU	94-24	.797
5.	Oregon	91-24	.791
6.	USC	89-26	.774
7.	TCU	88-26	.772
8.	Oklahoma	91-27	.771
9.	Texas	87-27	.763
10.	Florida	87-30	.744

## BENCHMARKING PRIVATE SCHOOLS

► Since 2005, TCU has the second-best record among the 17 private institutions in the FBS:

No.	Team	W-L	Pct.
1.	USC	89-26	.774
2.	TCU	88-26	.772
3.	BYU	81-33	.711
4.	Tulsa	74-41	.643
5.	Notre Dame	71-41	.634
6.	Stanford	67-44	.604
7.	Boston College	67-46	.593
8.	Miami (Fla.)	64-45	.587
9.	Northwestern	61-51	.545
10.	Baylor	54-54	.500

## CHECKING THE RANKINGS

► TCU's week-by-week rankings this season:

2013	AP	USA Today	Harris	BCS
Preseason	20	20	--	--
Sept. 3	24	T-24	--	--
Sept. 8	24	24	--	--
Sept. 15	RV	--	--	--

## VERSUS THE BEST

► TCU is 4-2 in its last six games versus top-five opponents with only one of those contests at home:

Date	Opponent	Result
Sept. 3, 2005	at No. 5 Oklahoma	W, 17-10
Sept. 27, 2008	at No. 2 Oklahoma	L, 10-35
Nov. 6, 2010	at No. 5 Utah	W, 47-7
Jan. 1, 2011	vs. No. 5 Wisconsin*	W, 21-19
Nov. 12, 2011	at No. 5 Boise State	W, 36-35
Nov. 10, 2012	No. 2 Kansas State	L, 10-23

\*Rose Bowl

## BOWL MAINSTAYS

► TCU was one of just 10 programs nationally to play in a bowl game in 14 of the last 15 seasons.

► In 2012, the Horned Frogs played in a bowl game for a school record eighth consecutive season and the 11th time in Gary Patterson's 12 years as head coach.

## THE GRADUATES

► Five Horned Frogs have already received their degree and are playing this season as graduate students: deep snappers Griffin Fauntleroy and James Power, defensive end Jon Koontz and offensive linemen Eric Tausch and John Wooldridge.

## WINNING CLASSES

► The five winningest senior classes in TCU history were in the last five seasons.

No.	Years	Wins
1.	2008-11	47
2.	2007-10	44
3.	2009-12	43
4.	2006-09	42
5.	2005-08	41

► The 2013 senior class has a 35-15 record.

# TCU FOOTBALL NOTABLES

## INSIDE THE GAME

	TCU	BU
Points Scored _____	263	568
Points Scored/Game _____	23.9	56.8
Opp. Points Scored _____	262	206
Opp. Points Scored/Game _____	23.8	20.6
First Downs _____	190	295
Opp. First Downs _____	201	178
3rd-Down Conversions Pct. _____	31.7	50.7
4th-Down Conversions Pct. _____	38.5	47.4
Rushing Attempts _____	370	482
Yards Rushing _____	1,301	2,797
Yards Rushing/Game _____	118.3	279.7
Opp. Rushing Attempts _____	422	434
Opp. Yards Rushing _____	1,406	1,350
Opp. Yards Rush/Game _____	127.8	135.0
Passes Attempted _____	372	325
Passes Completed _____	219	207
Completion Pct. _____	58.9	63.7
Yards Passing _____	2,427	3,819
Yards Passing/Game _____	220.6	381.9
Opp. Passes Attempted _____	374	328
Opp. Passes Completed _____	194	159
Opp. Completion Pct. _____	51.9	48.5
Opp. Yards Passing _____	2,501	2,151
Opp. Yards Pass/Game _____	227.4	215.1
Total Offensive Plays _____	742	807
Total Yards _____	3,728	6,616
Total Yards/Game _____	338.9	661.6
Avg. Yards/Play _____	5.0	8.2
Opp. Offensive Plays _____	796	762
Opp. Total Yards _____	3,907	3,501
Opp. Total Yards/Game _____	355.2	350.1
Opp. Avg. Yards/Play _____	4.9	4.6
Avg. Poss. Time/Game _____	30:31	26:40
Opp. Avg. Poss. Time/Game _____	29:29	33:20

## WHEN THEY LAST MET

OCT. 13, 2012 • ATTENDANCE: 42,524 • FLOYD CASEY STADIUM • WACO, TEXAS

No. 23 TCU 49  
BAYLOR 21

**WACO, Texas** -- Trevone Boykin threw for 261 yards and four touchdowns, each coming on third-down plays, and TCU won 49-21 at Baylor to end the Bears' nine-game home winning streak.

Boykin, who completed 22-of-30 passes without a turnover, added 56 yards rushing with a late 3-yard touchdown for the Horned Frogs. He made just his second collegiate start.

TCU took advantage of six turnovers by Baylor, including four interceptions.

Baylor scored on the second play of the game, but TCU led for good after Boykin had touchdown passes of 18 and 15 yards to Cam White.

TCU went 14-of-19 on third-down conversions and was good on a 4th-and-4 on the go-ahead drive in the second quarter.

B.J. Catalan ran 17 times for 79 yards. The Horned Frogs had the ball for nearly 42 minutes and had scoring drives of 15 and 16 plays.

TCU totaled three touchdowns in the fourth quarter, including a 15-yard catch by Josh Boyce who also ran 2 yards for a score.

Score By Quarters	1	2	3	4	F
TCU	7	7	14	21	49
Baylor	7	0	14	0	21

### SCORING SUMMARY

#### First Quarter

BU - Williams 74 pass from Florence (Jones kick), 14:34

TCU - White 18 pass from Boykin (Oberkrom kick), 8:56

#### Second Quarter

TCU - White 15 pass from Boykin (Oberkrom kick), 2:45

#### Third Quarter

TCU - L. Brown 43 pass from Boykin (Oberkrom kick), 10:48

BU - Florence 5 run (Jones kick), 9:12

TCU - Boyce 2 run (Oberkrom kick), 1:28

BU - Williams 77 pass from Florence (Jones kick), 1:13

#### Fourth Quarter

TCU - Sanders 2 run (Oberkrom kick), 11:29

TCU - Boyce 15 pass from Boykin (Oberkrom kick), 9:11

TCU - Boykin 3 run (Oberkrom kick), 5:33

### TEAM STATISTICS

Category	TCU	BU
First Downs	29	21
Rushes-Yards	57-248	32-106
Passing Yards	261	326
Passes Comp-Att-Int	22-30-0	15-23-4
Total Offense Plays-Yards	87-509	55-432
Punt Returns-Yards-TDs	0-0-0	1-13-0
Kickoff Returns-Yards-TDs	2-36-0	2-30-0
Interception Returns-Yards-TDs	4-47-0	0-0-0
Punts (Number-Avg)	2-52.0	2-32.5
Fumbles-Lost	1-0	2-2
Penalties-Yards	6-50	1-10
Possession Time	41:52	18:08
Third-Down Conversions	14-of-19	4-of-8
Fourth-Down Conversions	1-of-3	1-of-1
Sacks By (Number-Yards)	4-22	2-17

### INDIVIDUAL STATISTICS

#### RUSHING

TCU - Catalan 17-79, Dean 15-73, Boykin 16-56, Tucker 4-21, S. Dawson 2-14, Boyce 2-3, Sanders 1-2.

BU - Salubi 12-61, Seastrunk 5-30, Martin 3-17, Petty 4-3, Florence 8-(-5).

#### PASSING

TCU - Boykin 22-30-0-261.

BU - Florence 12-19-4-289, Petty 3-4-0-37.

#### RECEIVING

TCU - Boyce 8-85, White 4-51, B. Carter 3-23, Brown 2-49, S. Dawson 2-19, Porter 1-14, Tucker 1-11, Catalan 1-9.

BU - Reese 4-75, Williams 3-163, Fuller 2-29, Sampson 2-20, Goodley 2-19, Norwood 1-12, Najvar 1-8.

# FROG OFFENSIVE NOTES

## TCU ACTIVE LEADERS

### 100-YARD RUSHING GAMES

1. \_\_\_ Trevone Boykin \_\_\_\_\_ 1

### 100-YARD RECEIVING GAMES

1. \_\_\_ Brandon Carter \_\_\_\_\_ 3  
 2. \_\_\_ Trevone Boykin \_\_\_\_\_ 1  
 David Porter \_\_\_\_\_ 1

### CAREER RUSHING YARDS

1. \_\_\_ B.J. Catalon \_\_\_\_\_ 1,058  
 2. \_\_\_ Trevone Boykin \_\_\_\_\_ 737  
 3. \_\_\_ Aaron Green \_\_\_\_\_ 217  
 4. \_\_\_ Casey Pachall \_\_\_\_\_ 171  
 5. \_\_\_ Matt Brown \_\_\_\_\_ 131

### CAREER RUSHING TOUCHDOWNS

1. \_\_\_ Trevone Boykin \_\_\_\_\_ 10  
 2. \_\_\_ Matt Brown \_\_\_\_\_ 6  
 B.J. Catalon \_\_\_\_\_ 6  
 4. \_\_\_ Casey Pachall \_\_\_\_\_ 4  
 5. \_\_\_ Brandon Carter \_\_\_\_\_ 1

### CAREER RECEPTIONS

1. \_\_\_ Brandon Carter \_\_\_\_\_ 87  
 2. \_\_\_ LaDarius Brown \_\_\_\_\_ 62  
 3. \_\_\_ B.J. Catalon \_\_\_\_\_ 33  
 4. \_\_\_ Josh Doctson \_\_\_\_\_ 31  
 5. \_\_\_ David Porter \_\_\_\_\_ 30

### CAREER RECEIVING YARDS

1. \_\_\_ Brandon Carter \_\_\_\_\_ 1,268  
 2. \_\_\_ LaDarius Brown \_\_\_\_\_ 757  
 3. \_\_\_ David Porter \_\_\_\_\_ 488  
 4. \_\_\_ Josh Doctson \_\_\_\_\_ 374  
 5. \_\_\_ B.J. Catalon \_\_\_\_\_ 227

### CAREER TOUCHDOWN RECEPTIONS

1. \_\_\_ Brandon Carter \_\_\_\_\_ 9  
 2. \_\_\_ LaDarius Brown \_\_\_\_\_ 6  
 David Porter \_\_\_\_\_ 6  
 4. \_\_\_ Josh Doctson \_\_\_\_\_ 3  
 5. \_\_\_ B.J. Catalon \_\_\_\_\_ 1  
 Aaron Green \_\_\_\_\_ 1  
 Ty Slanina \_\_\_\_\_ 1  
 Ja'Juan Story \_\_\_\_\_ 1

## TOPPING THE CHARTS

► Casey Pachall is TCU's career leader in completion percentage while ranking among the Horned Frogs' leaders in all other major passing categories:

No.	Name	Comp. Pct.
1.	<b>Casey Pachall, 2010-present</b>	<b>64.2</b>
2.	Andy Dalton, 2007-10	61.6
3.	Jeff Ballard, 2003-06	61.1

No.	Name	Yards
1.	Andy Dalton, 2007-10	10,314
2.	Max Knake, 1992-95	7,370
3.	<b>Casey Pachall, 2010-present</b>	<b>5,148</b>

No.	Name	Completions
1.	Andy Dalton, 2007-10	812
2.	Max Knake, 1992-95	622
3.	<b>Casey Pachall, 2010-present</b>	<b>411</b>

No.	Name	TD Passes
1.	Andy Dalton, 2007-10	71
2.	Max Knake, 1992-95	49
3.	Sam Baugh, 1934-36	40
	<b>Casey Pachall, 2010-present</b>	<b>40</b>

► With his next scoring toss, Pachall will move past football legend Slingin' Sammy Baugh into sole possession of third place in TCU history.

► Pachall has a touchdown pass in 16 of 22 career starts with multiple scoring tosses in 13 contests.

No.	Name	Winning Pct.
1.	Jeff Ballard, 2003-06	.905 (19-2)
2.	Howard Grubbs, 1928-29	.875 (17-2-1)
3.	Andy Dalton, 2007-10	.857 (42-7)
4.	Tye Gunn, 2002-05	.813 (13-3)
5.	<b>Casey Pachall, 2010-present</b>	<b>.773 (17-5)</b>

► Pachall is sixth in career pass attempts with 640.

## RECORD WATCH

► Casey Pachall's 394 yards passing against West Virginia enabled him to tie Andy Dalton (2007-10) for the most 300-yard games (5) in TCU history.

## BACK IN THE LINEUP

► Below are Casey Pachall's stats in three games since returning to the starting lineup after missing five contests and parts of two others due to injury:

Name	Comp.	Att.	Pct.	YDs	TDs	Int.
West Virginia	40	58	69.0	394	3	2
Iowa State	20	36	55.6	245	0	2
Kansas State	23	33	69.7	248	1	1
<b>Totals</b>	<b>83</b>	<b>127</b>	<b>65.4</b>	<b>887</b>	<b>4</b>	<b>5</b>

► Pachall's career-high 40 completions against West Virginia ranked second in TCU history, behind only Matt Vogler's 44 versus Houston in 1990. Pachall also led a pair of late scoring drives to even the game and force overtime.

► Pachall's 58 attempts placed fourth, while his 394 yards passing ranked sixth for a single game at TCU. He now has two of the top six single-game totals. His 473 yards in a 2011 win at Boise State is second.

## JUST CALL HIM ATHLETE

► Trevone Boykin is the first TCU player in history and the only player in the nation this season with a 100-yard rushing, 100-yard receiving and 200-yard passing game.

► Boykin is one of just seven players nationally this season with a 100-yard rushing and 100-yard receiving game. The others are Antonio Andrews (Western Kentucky), Josh Ferguson (Illinois), Jaquez Johnson (Florida Atlantic), Jarrod Lawson (San Jose State), Tommylee Lewis (Northern Illinois) and Elijah McGuire (Louisiana-Lafayette).

► Boykin ran for a score, threw for another and contributed four receptions in the 33-31 loss at Kansas State.

► In the 21-17 win at Iowa State, Boykin became the first Horned Frog with three rushing touchdowns in a game since Joseph Turner versus Texas State in 2009.

► Boykin's three rushing touchdowns in the win at Iowa State came on just five carries, including a 1-yard run with 38 seconds to play for the go-ahead score. He added four receptions for 24 yards.

► Boykin's career-best 11 receptions, for 100 yards, against West Virginia were the most by a Horned Frog in 13 seasons under head coach Gary Patterson. It was the highest total by a TCU player since 1995 (John Washington, 12 versus SMU) while tying for third most in a game by a Horned Frog since 1991:

No.	Name	Receptions (Opp., Yr)
1.	Jason Tucker	13 (Kansas, 1995)
2.	John Washington	12 (SMU, 1995)
3.	<b>Trevone Boykin</b>	<b>11 (West Virginia, 2013)</b>
	Kelly Blackwell	11 (Houston, 1991)

► Boykin's 11 catches tied for the eighth most in a game in TCU history.

► With his 100 yards receiving versus the Mountaineers, Boykin posted the first 100-yard game of his career and the second by a Horned Frog this season (David Porter, 118 versus Kansas).

► With his 101 yards rushing at Texas Tech, Boykin became the first TCU quarterback since David Rascoe (105) versus BYU in 1987 to run for 100 yards.

► Boykin was the first Horned Frog with 100 yards since Waymon James (108) in 2011 at Wyoming.

► Boykin became the first quarterback in TCU history to lead the Horned Frogs in passing yards (133) and receptions (3) in the same game during a 38-17 win over Southeastern Louisiana.

► Boykin is the only quarterback in TCU history to throw for four touchdown passes in back-to-back games (versus Baylor and Texas Tech in 2012).

## A FINISHER

► Trevone Boykin tops the nation with 78.4 percent (923-of-1,177) of his passing yards in the second half. No other quarterback is above 60 percent.

# FROG OFFENSIVE NOTES

## KEEPING BUSY

▶ Trevone Boykin is second on TCU in passing yards (1,177) and rushing (320) while placing fourth with 24 receptions for 190 yards.

▶ Boykin started at wide receiver in the LSU game. He was moved to tailback in practice last season before taking over as the starting quarterback.

## MAKING HIS MARK

▶ Trevone Boykin is one of four sophomores nationally with 2,000 career yards passing and 500 rushing:

Name	Passing	Rushing
<b>Trevone Boykin, TCU</b>	<b>3,231</b>	<b>737</b>
Brett Hundley, UCLA	6,377	862
Johnny Manziel, Texas A&M	7,243	2,075
Marcus Mariota, Oregon	5,804	1,281

▶ Boykin is one of six sophomores with at least 20 career passing touchdowns and five rushing scores.

## IT'S A RUSH

▶ The Horned Frogs are 65-4 when rushing for at least 200 yards under Gary Patterson as head coach.

▶ TCU has reached the 200-yard mark twice this season, rushing for 207 yards in both the 27-17 win over Kansas and a 20-10 loss at Texas Tech.

## NO SOPHOMORE JINX

▶ B.J. Catalon is one of just two sophomores nationally with at least 900 career rushing yards, 200 receiving and 400 in kickoff returns:

Name	Rushing	Rec.	KR
<b>B.J. Catalon, TCU</b>	<b>1,058</b>	<b>227</b>	<b>676</b>
Duke Johnson, Miami (Fla.)	1,877	298	1,288

▶ Catalon, a second-team Academic All-Big 12 honoree, is one of four players nationally this season with a rushing touchdown and kickoff return for a touchdown.

▶ After leading TCU in rushing as a true freshman last year, Catalon is on pace to top TCU again this season with 476 yards (5.0 per carry) and six touchdowns.

▶ Catalon would become the first Horned Frog to lead TCU in rushing in back-to-back seasons since Joseph Turner from 2007-09.

▶ Catalon went over the 1,000-yard mark in career rushing with his 71 yards on 12 carries at Kansas State. He now has 1,058 yards.

▶ Catalon is also 17th nationally with a 27.0-yard average on kickoff returns, including a 100-yard touchdown against LSU.

## YOUTHFUL IMPACT

▶ TCU tops the Big 12 in highest percentage (70.1, 2,614-of-3,728) of scrimmage yards from underclassmen. No other school is above 50 percent.

▶ The Horned Frogs start just four seniors on offense and have no seniors among the 11 wide receivers who appear on the team's depth chart.

## STEPPING UP

▶ Sophomores Aaron Green and Jordan Moore had career-best rushing performances in the Horned Frogs' 21-17 victory at Iowa State.

▶ Green had 72 yards on 19 carries with 40 of his yards coming on TCU's game-winning 58-yard drive. He had a season-long 22-yard gain on a 4th-and-1 at the Iowa State 49 to keep the drive alive. He later added a 17-yard carry on a 3rd-and-3 from the Cyclones' 20, setting up Trevone Boykin's 1-yard scoring run three plays later.

▶ Green was a Parade All-American and 5-star recruit out of San Antonio's Madison High School. He played as a true freshman at Nebraska before transferring to TCU.

▶ During his 2013 Spring Break, Green traveled to Israel and was baptized in the Jordan River.

▶ Moore, who has been a safety and linebacker for the Horned Frogs before moving to tailback, had a career-best 31 yards on nine carries.

## COMING ON STRONG

▶ The following is a look at LaDarius Brown over the last five games and opening six contests:

LaDarius Brown	Rec.	Yards	Avg.	TDs
Last 5 Games	25	291	11.6	1
Opening 6 Games	10	81	8.1	0

▶ Brown's team-best 35 catches surpass the 27 from his freshman season last year.

▶ Brandon Carter has had his most productive two-game stretch of the season in TCU's last two contests:

Brandon Carter	Rec.	Yards	Avg.	TDs
Last 2 Games	11	129	11.7	0
Previous 4 Games	4	41	10.3	0

## CHANGING UNIFORMS

▶ Josh Doctson is the only player in college football history to score a touchdown for and against TCU.

▶ A Wyoming transfer, Doctson is also the only active player in the nation to score a touchdown against his current team. Playing for the Cowboys, Doctson had a touchdown catch versus TCU in 2011.

▶ Doctson has a team-best 374 yards receiving while placing second with 31 receptions. His top-two receiving games this season, versus West Virginia and Kansas State, have come in the last three contests:

Opponent	Rec.	Yards	Avg.	TDs
West Virginia	8	92	11.5	1
Iowa State	4	48	12.0	0
Kansas State	7	37	5.3	1

Josh Doctson	Rec.	Yards	Avg.	TDs
Last 3 Games	19	177	9.3	2
Previous 8 Games	12	197	16.4	1

▶ Doctson's mother, Tracy Syler-Jones, is TCU's vice chancellor for marketing and communications.

## BY THE NUMBERS

# 1

Number of active players (Josh Doctson, TCU) nationally who have scored a touchdown for and against their current school.

# 3

Horned Frogs (Trevone Boykin, Josh Doctson, David Porter) with a career high in receptions against West Virginia.

# 11

Receptions by Trevone Boykin against West Virginia, marking the most in a game by a Horned Frog since 1995 (John Washington, 12, vs. SMU).

# 17

Number of Horned Frogs with at least one reception this season.

# 40

Completions by Casey Pachall against West Virginia, the second-best total in TCU history.

# 101

Rushing yards by Trevone Boykin at Texas Tech, making him the first TCU quarterback to top 100 yards since David Rascoe (105) versus BYU in 1987.

# 233

B.J. Catalon's all-purpose yards (159 kickoff returns, 52 rushing, 22 receiving) against LSU.

# 5,148

Career passing yards by Casey Pachall to rank third in TCU history.

## 2013 TCU BREAKDOWN

Category	Record
Record	4-7
Big 12	2-6
Non-Conference	2-1
vs. SEC	0-1
vs. Southland	1-0
vs. AAC	1-0
Home	3-2
Away	1-4
Neutral	0-1
Day Games	4-3
Night Games	0-4
vs. Top 25 Teams	0-2
TV Games	3-7
on ABC	0-0
on ESPN	0-2
on ESPNU	0-1
on FOX	0-2
on FOX Sports 1	1-1
on FOX Sports Net	3-1
When scoring first	2-0
When opponents score first	2-7
When leading at halftime	2-1
When trailing at halftime	1-6
When tied at halftime	1-0
When leading after third quarter	3-2
When trailing after third quarter	1-5
When tied after third quarter	0-0
In overtime games	0-1
When scoring fewer than 20 points	0-4
When scoring 20+ points	2-2
When scoring 30+ points	2-1
When allowing fewer than 20 points	4-0
When allowing 20+ points	0-5
When allowing 30+ points	0-4
When rushing for fewer than 100 yards	0-4
When rushing for 100+ yards	3-2
When rushing for 200+ yards	1-1
When passing for 200+ yards	3-2
When passing for 250+ yards	0-0
When passing for 300+ yards	0-1
When totaling <300 yards total offense	0-3
When gaining 300+ yards total offense	4-4
When allowing <100 yards rushing	2-2
When allowing 100+ yards rushing	1-4
When allowing 200+ yards rushing	1-1
When allowing <200 yards passing	3-1
When allowing 200+ yards passing	1-3
When allowing 250+ yards passing	1-5
When allowing 300+ yards passing	0-1
When allowing <300 yards total offense	3-0
When allowing 300+ yards total offense	1-7
When having a 100-yard rusher	0-1
When opp. have a 100-yard rusher	1-3
When having no turnovers	1-1
When having fewer than 3 turnovers	2-3
When having 3 or more turnovers	1-3
When having no takeaways	0-0
When having fewer than 3 takeaways	3-5
When having 3 or more takeaways	1-2
When having more than 30:00 TOP	3-5
When having fewer than 30:00 TOP	1-2

## TCU SCORING DRIVES

vs. LSU					vs. Oklahoma State				
Started at	Plays	Yards	Time	Result	Started at	Plays	Yards	Time	Result
TCU 25	14	71	6:15	FG	TCU 15	5	67	2:04	FG
TCU 23	10	77	4:05	TD	TCU 23	12	77	5:46	TD
LSU 6	2	6	0:39	TD					
LSU 48	10	26	3:43	FG	vs. Texas				
					Started at	Plays	Yards	Time	Result
vs. SLU					vs. West Virginia				
Started at	Plays	Yards	Time	Result	Started at	Plays	Yards	Time	Result
SLU 49	10	49	4:47	TD	TCU 28	12	67	4:52	FG
TCU 40	5	60	0:55	TD	TCU 20	8	80	3:29	TD
TCU 25	9	46	2:38	FG	TCU 33	9	67	2:58	TD
TCU 43	6	57	2:36	TD	TCU 27	11	73	4:04	TD
SLU 44	2	44	0:33	TD	TCU 33	7	39	1:00	FG
TCU 39	6	61	2:08	TD	vs. Iowa State				
					Started at	Plays	Yards	Time	Result
vs. Texas Tech					vs. Kansas State				
Started at	Plays	Yards	Time	Result	Started at	Plays	Yards	Time	Result
TCU 32	10	48	3:40	FG	ISU 23	3	23	1:22	TD
TCU 31	9	69	4:52	TD	TCU 31	8	69	2:47	TD
					TCU 42	10	58	1:56	TD
vs. SMU					vs. Kansas State				
Started at	Plays	Yards	Time	Result	Started at	Plays	Yards	Time	Result
TCU 30	9	70	4:38	TD	KSU 38	3	38	1:04	TD
SMU 31	6	13	2:47	FG	TCU 48	4	52	2:10	TD
SMU 32	5	32	2:31	TD	KSU 41	8	41	3:19	TD
TCU 20	3	80	1:16	TD	TCU 46	3	54	1:03	TD
SMU 20	4	20	2:07	TD	TCU 25	9	36	3:46	FG
SMU 36	8	27	4:29	FG					

## HORNED FROGS BIG PLAYS

RUSHING							RECEIVING						
Player	10-19	20-29	30-39	40-49	50+	Total	Player	10-19	20-29	30-39	40-49	50+	Total
Catalan	16	4				20	Doctson	11	1	3			15
Boykin	14	1	1			16	Brown	9		2	1		12
James	6					6	Carter	8	2	2			12
Green	2	2				4	Porter	8	1		1	2	12
Moore	1					1	Boykin	6	1				7
Pachall	1					1	Slarina	3	4				7
<b>TOTAL</b>	<b>40</b>	<b>7</b>	<b>1</b>			<b>48</b>	White	5	2				7
PASSING							RECEIVING						
Player	10-19	20-29	30-39	40-49	50+	Total	Player	10-19	20-29	30-39	40-49	50+	Total
Pachall	32	3	6	1	1	43	Catalan	3	1				4
Boykin	24	9	2	1	3	39	Gray			2		1	3
Echols-Luper	1		1			2	Story	2				1	3
<b>TOTAL</b>	<b>57</b>	<b>12</b>	<b>9</b>	<b>2</b>	<b>4</b>	<b>84</b>	Listenbee	1					1
							Moore	1					1
							<b>TOTAL</b>	<b>57</b>	<b>12</b>	<b>9</b>	<b>2</b>	<b>4</b>	<b>84</b>

## TCU IN THE RED ZONE

Game	Chances	TD	FG	TO	Downs	Missed FG	Half
LSU	2	1	1	0	0	0	0
SLU	5	4	0	0	1	0	0
Texas Tech	2	1	1	0	0	0	0
SMU	5	3	2	0	0	0	0
Oklahoma	3	2	1	0	0	0	0
Kansas	5	2	2	0	0	0	1
Oklahoma State	3	1	1	0	1	0	0
Texas	0	0	0	0	0	0	0
West Virginia	5	3	1	1	0	0	0
Iowa State	4	3	0	1	0	0	0
Kansas State	3	3	0	0	0	0	0
<b>TOTAL</b>	<b>37</b>	<b>23</b>	<b>9</b>	<b>2</b>	<b>2</b>	<b>0</b>	<b>1</b>

TCU Scoring Percentage: 86.5 (32-of-37)  
Opponents Scoring Percentage: 84.6 (33-of-39)

TCU Points Scored: 188  
Opponents Points Scored: 163

# FROG DEFENSIVE NOTES

## A TCU TRADITION

▶ Since the NCAA began tracking statistics in 1937, TCU trails only Alabama for the most times leading the nation in total defense. The Crimson Tide have been No. 1 six times, while all five No. 1 rankings for the Horned Frogs are in the last 12 seasons.

▶ In 2010, TCU became just the third program in NCAA history to top the nation in total defense in three consecutive seasons (2008-10). The others are Toledo (1969-71) and Oklahoma (1985-87).

## YOUNG FACES PROVIDE 2014 PREVIEW

▶ TCU starts just three seniors (Jon Koontz, Elisha Olabode, Jason Verrett) on defense with only four on its depth chart.

▶ With Olabode and Verrett not playing in the win at Iowa State, 10 of the 11 Horned Frogs' defensive starters in Ames will be back next year. That group held the Cyclones to just 283 yards of offense and a 7-of-20 mark on third-down conversions.

## RARE FEATS

▶ TCU is looking to become the first Big 12 team since 1996 (Nebraska) to lead the conference in both sacks and interceptions.

▶ TCU is tied with Baylor for the Big 12 lead with 29 sacks, while its 18 picks are one behind Oklahoma State (19).

## IMPRESSIVE FEATS

▶ TCU is 29th nationally in total defense (355.2 yards per game) but fifth for teams that have played at least 796 snaps.

▶ Only Utah State, USC, East Carolina and Marshall are allowing less yards per game while playing as many snaps as TCU.

## DEFENDING THE PASS

▶ TCU has held four of its last six opponents to a less than 50 percent completion percentage. Fifteen of the last 17 opponents are below 60 percent.

▶ Included below are the passing totals for opponent quarterbacks in the Horned Frogs' last six games:

Team	Comp.	Att.	Pct.	Yds	TD	Int
Kansas	13	26	50.0	152	1	1
Oklahoma State	20	44	45.5	320	0	3
Texas	9	19	47.4	228	1	2
West Virginia	25	41	61.0	267	2	2
Iowa State	19	40	47.5	173	0	0
Kansas State	13	29	44.8	257	2	1
<b>Totals</b>	<b>99</b>	<b>199</b>	<b>49.7</b>	<b>1,397</b>	<b>6</b>	<b>9</b>

▶ TCU opponents are completing just 51.9 percent of their pass attempts this season with 18 interceptions and just 12 touchdowns.

▶ Prior to Oklahoma completing 64.5 percent (20-of-31) of its passes, TCU had the nation's longest current streak (10 games) for keeping its opponent to less than a 60 percent completion percentage.

## STANDING ALONE

▶ TCU is the only team in the nation in the top five in interceptions (tied for 4th, 18) and tackles for loss (5th, 90) and the top 10 in turnovers gained (tied for 7th, 27).

## STUFFING THE RUN

▶ Since 2000, TCU has the nation's top run defense:

No.	Team	Rushing Yds Allowed PG
1.	<b>TCU</b>	<b>93.4</b>
2.	Ohio State	100.0
3.	Alabama	101.0

▶ TCU's run defense in wins and losses this season:

Category	Wins	Losses
Rushes Per Game	38.0	38.6
Yards Per Game	94.8	146.7
Yards Per Carry	2.5	3.8
Rushing TDs	2	11

▶ TCU has held four of its last nine opponents to under 100 yards rushing, including three at 46 or less.

## SHUTTING THEM DOWN

▶ Since 2010, TCU is tied for fourth nationally in most games holding an opponent to less than 10 points:

No.	Team	Games
1.	Alabama	25
2.	Florida State	17
3.	Michigan State	15
4.	<b>TCU</b>	<b>12</b>
	LSU	12

▶ Prior to allowing 30 points to Texas, TCU was tied for the nation's longest current streak (6 games) for holding opponents to 24 points or less.

## PRESSURING THE QB

▶ TCU is tied for the Big 12 lead in sacks (29) and is 28th nationally with its average of 2.6 per game.

▶ Strong safety Sam Carter and defensive end Terrell Lathan are tied for the team lead with four sacks.

▶ Fourteen players have combined for TCU's 29 sacks. The following is a position breakdown of the sacks:

Position	No. of Players	Combined Sacks
Defensive Line	8	18
Linebackers	3	4
Secondary	3	7

## RUSHING THE PASSER

▶ TCU has at least two sacks in nine of its 11 games.

▶ Since 2007, TCU is fourth in the nation for most games with at least three sacks:

No.	Team	Games
1.	Virginia Tech	47
2.	Stanford	46
3.	Cincinnati	45
4.	<b>TCU</b>	<b>44</b>
5.	Oregon	43

# TCU ACTIVE LEADERS

## TACKLES

1.	Jason Verrett	159
2.	Elisha Olabode	151
3.	Jonathan Anderson	139
4.	Chris Hackett	137
5.	Sam Carter	112
6.	Kevin White	94
7.	Chucky Hunter	91
8.	Paul Dawson	90
9.	Marcus Mallet	79
10.	Derrick Kindred	66

## TACKLES FOR LOSS

1.	Devonte Fields	20.5
2.	Sam Carter	14.0
	Jon Lewis	14.0
4.	Chucky Hunter	13.5
	Marcus Mallet	13.5
6.	Davion Pierson	11.5
7.	Paul Dawson	11.0
8.	Jon Koontz	10.0
	Jason Verrett	10.0
10.	Terrell Lathan	7.0
11.	Chris Hackett	6.0
12.	Jonathan Anderson	5.5
13.	Elisha Olabode	5.0
14.	James McFarland	4.5
	Mike Tuaua	4.5
16.	Matt Anderson	4.0
	Derrick Kindred	4.0

## SACKS

1.	Devonte Fields	10.0
2.	Sam Carter	7.0
3.	Chucky Hunter	6.0
4.	Jon Lewis	4.5
5.	Terrell Lathan	4.0
	Davion Pierson	4.0
7.	James McFarland	3.5
8.	Jon Koontz	3.0
9.	Chris Hackett	2.0
	Marcus Mallet	2.0
11.	Jonathan Anderson	1.5
12.	Matt Anderson	1.0
	Mike Tuaua	1.0
	Jason Verrett	1.0

## INTERCEPTIONS

1.	Jason Verrett	9
2.	Sam Carter	8
3.	Chris Hackett	5
	Elisha Olabode	5
5.	Kevin White	4
6.	Derrick Kindred	2
7.	Jonathan Anderson	1
	Matt Anderson	1
	Paul Dawson	1
	Devonte Fields	1
	Geoff Hooker	1
	Jon Koontz	1



# FROG DEFENSIVE NOTES

## 2013 USA TODAY TOP 25 POLL

1.	Alabama (56)	11-0	1544
2.	Florida State (6)	11-0	1488
3.	Ohio State	11-0	1428
4.	Clemson	10-1	1289
5.	Auburn	10-1	1268
6.	Missouri	10-1	1243
7.	<b>Oklahoma State</b>	<b>10-1</b>	<b>1225</b>
8.	<b>Baylor</b>	<b>9-1</b>	<b>1009</b>
9.	South Carolina	9-2	1003
10.	Stanford	9-2	981
11.	Michigan State	10-1	962
12.	Oregon	9-2	777
13.	Fresno State	10-0	687
14.	Wisconsin	9-2	661
15.	<b>LSU</b>	<b>8-3</b>	<b>646</b>
16.	Louisville	10-1	603
17.	<b>Oklahoma</b>	<b>9-2</b>	<b>581</b>
18.	Arizona State	9-2	574
19.	UCF	9-1	512
20.	Northern Illinois	11-0	459
21.	Texas A&M	8-3	410
22.	UCLA	8-3	257
23.	USC	9-3	210
24.	Duke	9-2	203
25.	Cincinnati	9-2	47

**Bold denotes TCU opponent**

## 2013 ASSOCIATED PRESS TOP 25 POLL

1.	Alabama (56)	11-0	1496
2.	Florida State (4)	11-0	1444
3.	Ohio State	11-0	1375
4.	Auburn	10-1	1294
5.	Missouri	10-1	1202
6.	Clemson	10-1	1196
7.	<b>Oklahoma State</b>	<b>10-1</b>	<b>1177</b>
8.	Stanford	9-2	1002
9.	<b>Baylor</b>	<b>9-1</b>	<b>976</b>
10.	South Carolina	9-2	960
11.	Michigan State	10-1	929
12.	Oregon	9-2	731
13.	Arizona State	9-2	690
14.	Wisconsin	9-2	684
15.	<b>LSU</b>	<b>8-3</b>	<b>642</b>
16.	Fresno State	10-0	619
17.	UCF	9-1	588
18.	Northern Illinois	11-0	470
19.	Texas A&M	8-3	429
20.	<b>Oklahoma</b>	<b>9-2</b>	<b>386</b>
21.	Louisville	10-1	383
22.	UCLA	8-3	300
23.	USC	9-3	262
24.	Duke	9-2	135
25.	Notre Dame	8-3	68

**Bold denotes TCU opponent**

### PICK PARTY

▶ Since 2012, TCU has the second-most interceptions in the nation:

No.	Team	Interceptions
1.	Oregon	40
2.	<b>TCU</b>	<b>39</b>
3.	Oregon State	37

### GETTING OFF THE FIELD

▶ Included below are TCU's 3-and-outs in 2013:

Opponent	3-and-Outs (Series)
LSU	4 (12)
Southeastern Louisiana	3 (13)
Texas Tech	5 (15)
SMU	9 (18)
Oklahoma	4 (12)
Kansas	9 (17)
Oklahoma State	4 (15)
Texas	4 (16)
West Virginia	3 (16)
Iowa State	7 (15)
Kansas State	5 (13)

▶ TCU has recorded a 3-and-out on 57-of-162 (35.2 percent) opponent possessions for an average of 5.2 per game, a mark that is 15th nationally.

### VERRETT ISLAND

▶ Since the start of the 2012 season, All-American and Jim Thorpe Award candidate Jason Verrett tops the nation in most passes defended:

No.	Team	Passes Defended
1.	<b>Jason Verrett, TCU</b>	<b>36</b>
2.	Bradley Roby, Ohio State	34
3.	Ross Cockrell, Duke	32

▶ Verrett has eight interceptions and 28 pass breakups in the above stretch.

▶ Verrett has alternated this season between individual matchups and playing field and boundary. Included below are a few of his head-to-head battles in 2013:

Opponent	Rec.-Yds vs. Verrett
Odell Beckham Jr., LSU	1-8
Eric Ward, Texas Tech	0-0
Kevin White, West Virginia	1-5

▶ Despite not seeing many balls thrown his way, Verrett is second in the Big 12 and tied for 10th nationally with 1.4 passes defended per game.

▶ Verrett is among the TCU leaders with 38 tackles, including 3 1/2 for loss, a sack and forced fumble.

▶ Verrett made the tackle for loss on an Oklahoma State 4th-and-1 from the TCU 17 in the second quarter. He totaled seven stops, including a sack, while adding three pass breakups versus LSU.

### THIS ONE GOES TO 11

▶ Chris Hackett has had a career-high 11 tackles in two of the last three games and four times overall.

### DOWN TO THE WIRE

▶ Linebacker Paul Dawson and weak safety Chris Hackett are tied for the team lead with 76 tackles.

▶ Dawson is looking to keep a streak alive of six straight seasons with a linebacker topping TCU in tackles. The last non-linebacker to lead TCU in stops was safety Marvin White with 86 in 2006.

### BREAKOUT PERFORMANCES

▶ Paul Dawson, a wide receiver at Dallas Skyline High School, has made his mark since being inserted into the starting lineup for the Oct. 12 game with Kansas:

Paul Dawson	Tackles
Last 6 Games	64
First 18 Games	26

▶ Dawson has been in double figures in tackles in four of the last six games. In his first TCU start, he recorded a career-high 17 tackles against Kansas.

### MR. VERSATILITY

▶ Deante' Gray, who started two games earlier this season at wide receiver, started at cornerback at Iowa State and did not allow a pass completion. He finished with two tackles and a pass breakup.

### STEPPING UP

▶ Derrick Kindred's only two starts of the season have come in the last two games, at free safety versus Iowa State and weak safety against Kansas State. He had a team-best eight tackles at K-State.

▶ Sam Carter's team-best fourth interception of the season came at K-State.

▶ Chris Hackett has three interceptions and a team-high three forced fumbles. His picks came in three consecutive games, the longest streak by a Horned Frog since 2005 (4, Quincy Butler).

▶ Kevin White has three interceptions and a team-best three fumble recoveries, while his eight pass breakups place second on TCU to Jason Verrett (12).

### DEFENSIVE LEADERS

▶ TCU's game-by-game leaders in tackles this season:

Name	Opponent	Tackles
Chris Hackett/ Elisha Olabode	LSU	10
Jonathan Anderson/ Jason Verrett	SLU	7
Olabode	Texas Tech	8
Marcus Mallet	SMU	10
Hackett	Oklahoma	11
Paul Dawson	Kansas	17
Olabode, Dawson/ James McFarland	Oklahoma State	7
Dawson	Texas	12
J. Anderson	West Virginia	14
Dawson	Iowa State	14
Derrick Kindred	Kansas State	8

▶ Eight different Horned Frogs have been atop the tackle chart in TCU's 11 games.

# FROG SPECIAL TEAMS NOTES

## SELECT COMPANY

► TCU was one of just eight schools nationally to have both its punter (Ethan Perry) and placekicker (Jaden Oberkrom) on watch lists for this year's Ray Guy Award and Lou Groza Award, respectively.

## CLASSROOM EXCELLENCE

► Jaden Oberkrom is a 2013 first-team Capital One Academic All-District selection. The arts and science pre-major is now eligible for Academic All-American.

## THE KICK

► Jaden Oberkrom's career long 56-yard field goal with 2:13 remaining at Kansas State, giving the Horned Frogs a 31-30 lead, was just one-yard shy of TCU's school record of 57 yards by Michael Reeder versus UTEP in 1996.

## MR. CLUTCH

► Jaden Oberkrom has made all four of his field-goal attempts with the game on the line in the last two seasons:

Opponent	FG	Time Remaining
Texas Tech, 2012	42*	18 seconds
Michigan State, 2012	53^	2:42
West Virginia, 2013	45*	19 seconds
Kansas State, 2013	56^	2:13

\*forced overtime

^gave TCU the lead

## A HOT LEG

► Dating back to last season, Jaden Oberkrom has made 17 of his last 21 field-goal attempts and 74 consecutive PATs. Seven of his last 17 field goals were at least 44 yards.

► Oberkrom is 13-of-17 on field goals this season. Three of his four misses were from over 50 yards, including just being wide on a 62-yard attempt in overtime against West Virginia. He had the distance.

► Oberkrom is fourth among active players nationally with 1.5 field goals per game in his career.

► Oberkrom's streak of 12 consecutive games with a field goal, which had been third longest in the nation, came to an end in the Texas game.

► Oberkrom's current streak of 74 consecutive PATs made ranks second for a career at TCU:

No.	Name	Consecutive PATs (Career)
1.	Michael Reeder	79 (1994-97)
2.	<b>Jaden Oberkrom</b>	<b>74 (2012-present)</b>

► Oberkrom ranks sixth nationally for the longest current streak of made PATs:

No.	Name	Consecutive PATs (Career)
1.	Aaron Jones, Baylor	177
2.	Brendan Gibbons, Michigan	141
3.	Jeff Budzien, Northwestern	132
4.	Mike Meyer, Iowa	115
5.	Sean Ianno, UTSA	87
6.	<b>Jaden Oberkrom, TCU</b>	<b>74</b>

► Oberkrom has two of the four-longest field goals in TCU history:

No.	Name	Field Goal
1.	Michael Reeder	57, UTEP, 1996
2.	<b>Jaden Oberkrom</b>	<b>56, Kansas State, 2013</b>
	Steve Mormon	56, Oregon, 1977
4.	<b>Jaden Oberkrom</b>	<b>53, Michigan State, 2012</b>

## THE BREAKOUT PERFORMANCE

► Jaden Oberkrom set TCU and Big 12 records, while tying the NCAA freshman mark, with six field goals in last year's game against Texas Tech. The NCAA single-game record is seven.

► Oberkrom was 6-of-6 on field goals versus the Red Raiders with made kicks from 32, 41, 32, 45, 42 and 38 yards. His 42-yard field goal with 18 seconds left in regulation forced overtime.

► Oberkrom scored 23 points (six field goals, five PATs) to set TCU and Big 12 single-game records for points by kicking. He was one shy of the NCAA mark.

## MAKING AN IMPACT

► Ethan Perry is averaging 39.8 yards per punt this season. He ranks 23rd nationally with 27 of his 74 punts (36.5 percent) inside the 20. He has eight boots inside the 10 with just four touchbacks.

► Perry has seen 31 of his 74 punts this season fair caught. Opponents have just 15 returns. Outside of a 95-yard return for a touchdown by Oklahoma State, the other 14 returns have been for just 64 yards.

► Perry averaged 43.4 yards on nine punts at Oklahoma with four kicks inside the 20.

► Perry's 44.5 average last year placed second for freshmen nationally and ranked 14th in the NCAA. It was the second-best mark in a season by a TCU punter (Chris Becker, 46.1, 1986).

## FIELD POSITION KEY

► Over the last seven games, Ethan Perry has 22 punts inside the opponent 20 with three touchbacks.

► Perry placed five of his seven punts against Kansas inside the Jayhawks' 20 with no touchbacks. KU had an average starting field position of its own 11-yard line on four fourth-quarter possessions.

## THE RETURN GAME

► TCU ranks fourth nationally in kickoff returns with its 26.5 average, trailing only Stanford (27.2), East Carolina (26.9) and Florida State (26.8).

► TCU is one of only eight schools with two kickoff returns for touchdowns this season.

► B.J. Catalon ranks 17th nationally in kickoff returns with his 27.0 mark.

► Cameron Echols-Luper (11.0 average) and Brandon Carter (10.8 average) would rank 21st and 22nd, respectively, in the nation in punt return average if they had enough attempts to qualify for listing.

## REACHING THE END ZONE

► TCU's two kickoff returns for touchdowns mark its most in a season since it had three in 2011.

## THE RETURN

► LaDarius Brown's 45-yard touchdown return of an onside kick in the SMU game marked the first time a score of that nature occurred in TCU history.

## WEAPONS

► TCU is the only school in the nation to have three different players with a kickoff return for a touchdown in their career and one of just two teams (Hawai'i) with four current players who have returned either a kickoff or punt for a score:

Name	Return	Yds, Opponent, Year
LaDarius Brown	KR	45, SMU, 2013
B.J. Catalon	KR	100, LSU, 2013
Deante' Gray	PR	70, Grambling St., 2012
Waymon James	KR	82, Wyoming, 2011

► The touchdowns for Brown, Catalon and Gray came on their first career returns.

## BIG PLAYS

► TCU has four players with a kickoff or punt return of at least 45 yards this season:

Name	Return	Yds, Opponent
B.J. Catalon	KR	100, LSU
Cameron Echols-Luper	PR	51, SMU
Waymon James	KR	51, SLU
LaDarius Brown	KR	45, SMU

## CATALON GOES THE DISTANCE

► B.J. Catalon's 100-yard kickoff return for a touchdown against LSU gave TCU at least one punt or kickoff return for a score in six of the last seven seasons.

► Catalon's 100-yard kickoff return against LSU tied for second longest in TCU history, behind only a 105-yard effort by Charles Casper versus Texas in 1933.

► Catalon's 100-yard kickoff return versus LSU set an AT&T Stadium record for a collegiate game.

## TACKLE TALLIES

► Included below are TCU's 2013 special teams tackles:

Name	Tackles
Deante' Gray	6 (6 UT)
Derrick Kindred	6 (3 UT, 3 AT), 1 FR
Denzel Johnson	4 (4 UT)
Tanner Campbell	3 (2 UT, 1 AT)
Keivon Gamble	3 (2 UT, 1 AT), FF
Jaden Oberkrom	3 (3 AT)
Paul Dawson	2 (1 UT, 1 AT)
Geoff Hooker	2 (1 UT, 1 AT)
Jordan Moore	2 (2 UT)
Chris Hackett	1 (1 AT)
Kolby Listenbee	1 (1 AT)
Ethan Perry	1 (1 UT)
Kevin White	1 (1 UT)

# FROG TIDBITS

## BY THE NUMBERS

**.750**

TCU's winning percentage (3-1) over the last five seasons when debuting a new single-game uniform from Nike.

**1**

Professional football teams Gary Patterson coached (Oregon Lightning Bolts of the Professional Spring Football League in 1992 - league folded before its first game).

**3**

National awards won by Horned Frogs the last four seasons (Jerry Hughes, Ted Hendricks Award and Lott Trophy, 2009; Jake Kirkpatrick, Rimington Trophy, 2010).

**15**

Former TCU players active in the NFL.

**52**

Non-offensive touchdowns scored by TCU during Gary Patterson's 13 seasons as head coach.

**58**

TCU's points off its 27 takeaways this season.

**71**

TCU players in NFL camps during Gary Patterson's 13-season tenure as head coach.

**101**

Games TCU has posted at least one takeaway in its last 117 contests.

### THE TURNOVER STORY

▶ TCU is second in the Big 12 and tied for seventh in the country with 27 turnovers gained.

▶ TCU is sixth in the Big 12 and tied for 58th nationally in turnover margin at 0.1 per game (plus 1).

▶ TCU's turnover margin in each game:

Team	Turnover Margin
LSU	-1
Southeastern Louisiana	+3
Texas Tech	+1
SMU	+3
Oklahoma	+1
Kansas	-3
Oklahoma State	E
Texas	-1
West Virginia	-2
Iowa State	E
Kansas State	E

▶ TCU is 35-2 in its last 37 games when recording at least three takeaways. The two losses in that stretch were this season at Texas Tech and Oklahoma State.

▶ TCU's loss at Texas Tech snapped a 34-game winning streak when totaling at least three takeaways. The Horned Frogs had not lost with at least three takeaways since its last previous trip to Texas Tech in 2004.

▶ In the last nine seasons, TCU is 72-9 when ahead (50-4) or even (22-5) in turnover margin and 16-17 when on the negative side.

▶ Since 2005, TCU has the nation's fourth-best record when ahead in turnover margin:

No.	Team	W/L Record
1.	Texas	50-2 (.962)
2.	Boise State	56-3 (.949)
3.	Georgia	51-3 (.944)
4.	<b>TCU</b>	<b>50-4 (.926)</b>
5.	Florida	56-5 (.918)

▶ Since the start of the 2005 campaign, TCU is 88-26. In 12 of the 26 defeats, the Horned Frogs were minus-2 or worse in turnover margin.

### FINDING THE SCOREBOARD

▶ At 266 games, TCU has the nation's third-longest current streak for not being shut out:

No.	Team	Games (Last Shutout)
1.	Michigan	362 [Oct. 20, 1984 at Iowa (26-0)]
2.	Florida	321 [Oct. 29, 1988 vs. Auburn (16-0)]
3.	<b>TCU</b>	<b>266 [Nov. 16, 1991 at Texas (32-0)]</b>
4.	Air Force	257 [Dec. 31, 1992 vs. Ole Miss (13-0)]
5.	Tennessee	246 [Sept. 17, 1994 vs. Florida (31-0)]

▶ TCU's streak of scoring in 266 consecutive games is eighth in NCAA history. Next on the list is Oregon in seventh place at 267 games (1985-07).

▶ BYU is the all-time leader at 361 contests in a row (1975-03) without being shut out.

### BALL CONTROL

▶ TCU is fourth in the Big 12 and 47th nationally with an average time of possession of 30:31 for the season.

▶ The Horned Frogs had a season-best mark of 35:46 at Texas Tech.

▶ TCU has won 67 of its last 79 games when leading in time of possession.

### PRESEASON PREDICTIONS

▶ Included below is where TCU was picked and finished in conference polls since Gary Patterson's arrival in 1998:

Year	Conference	Prediction	Finish
1998	WAC	6th, Mtn. Div.	T-5th, Mtn. Div.
1999	WAC	1st	T-1st
2000	WAC	1st	T-1st
2001	C-USA	4th	T-5th
2002	C-USA	4th	T-1st
2003	C-USA	1st	2nd
2004	C-USA	4th	T-7th
2005	MW	6th	1st
2006	MW	1st	2nd
2007	MW	1st	5th
2008	MW	3rd	2nd
2009	MW	1st	1st
2010	MW	1st	1st
2011	MW	2nd	1st
2012	Big 12	5th	T-5th
2013	Big 12	3rd	--

### FROG HOPS

▶ As TCU's head coach, Gary Patterson is 14-13 against ranked teams.

▶ TCU is 28-10 in regular-season games following a loss under Patterson.

▶ The Horned Frogs have an eight-game winning streak in regular-season contests after an open date.

▶ TCU is 8-6 in short-week games under Patterson.

▶ TCU is 6-7 since the NCAA adopted overtime play in 1996 and 5-6 under Patterson as head coach.

### OLD FRIENDS

▶ TCU has played 40 games against former Southwest Conference rivals since the league dissolved after the 1995 season.

▶ TCU is 25-15 versus former SWC foes, including a 6-6 mark against current Big 12 rivals:

Team	Record	Pct.
Houston	5-0	1.000
Baylor	4-1	.800
SMU	13-4	.765
Texas Tech	1-3	.250
Rice	1-4	.200
Arkansas	0-0	.000
Texas	1-2	.333
Texas A&M	0-1	.000
Totals	25-15	.625

# FROG TIDBITS

## GROWING THEM UP

► Included below is a breakdown by class of who played for TCU in 2012 and thus far in 2013:

Class	2012	2013
True Freshmen	16	6
Redshirt Freshmen	12	4
Sophomores	20	28
Juniors	14	18
Seniors	14	12

► Over 40 percent (41.2) of players to see action for TCU this season are sophomores.

► The six true freshmen to play this season are linebacker Sammy Douglas, wide receiver Cameron Echols-Luper, safety Denzel Johnson, defensive tackle Tevin Lawson, offensive guard Patrick Morris and wide receiver Ty Slanina.

► Seventeen TCU players have made their first career starts this season: defensive end Matt Anderson, tight end Stephen Bryant, linebacker Paul Dawson, wide receiver Josh Doctson, offensive tackle James Dunbar, wide receiver Deante Gray, tailback Aaron Green, safety Geoff Hooker, defensive end Terrell Lathan, tailback Jordan Moore, offensive guard Patrick Morris, tight end Cliff Murphy, offensive guard Jamelle Naff, wide receiver David Porter, wide receiver Ty Slanina, defensive end Mike Tuaua and offensive tackle Halapoulivaati Vaitai.

► TCU played 16 true freshmen last season, tied with Texas for the most in the nation and the highest total in a single season under Gary Patterson. The previous TCU record with Patterson was six (2009, 2011).

► Almost 70 percent of players who saw action for TCU last season were freshmen or sophomores.

## DEFENDING THEIR HOME

► TCU is 61-13 under Gary Patterson at Amon G. Carter Stadium.

► In its last 27 home dates, TCU has allowed just 53 touchdowns and outscored its opponents 1,070-452 (an average margin of 40-17).

► The Horned Frogs have recorded seven shutouts in their past 44 home dates.

## ROAD WARRIORS

► TCU is tied for third nationally in most road wins over Associated Press Top-25 teams since 2009:

No. Team	Record
1. Alabama	6-2
LSU	6-6
<b>3. TCU</b>	<b>5-2</b>
Oregon	5-2
Ohio State	5-3
USC	5-4
Oklahoma	5-5

► TCU entered the Oklahoma game with the nation's longest road winning streak (five games) versus AP Top-25 teams.

► TCU has the nation's fourth-best road record since 2009:

No. Team	Road Games Since 2009
1. Alabama	19-2 (.905)
2. Oregon	20-4 (.833)
3. Boise State	22-6 (.786)
<b>4. TCU</b>	<b>21-6 (.778)</b>
5. Texas	17-5 (.773)

► TCU has won 17 of its last 22 conference road games.

► TCU's 25-9 record (.735) in road and neutral-site games since 2009 is the third-best mark nationally:

No. Team	Road/Neutral Since 2009
1. Alabama	28-2 (.933)
2. Boise State	28-6 (.824)
<b>3. TCU</b>	<b>25-9 (.735)</b>

► TCU's 14-game winning streak on the road in conference play, which had been the longest in the nation and third best in the NCAA since 1996, was snapped in an Oct. 27, 2012 loss at Oklahoma State.

► TCU ended Boise State's nation's best 35-game home winning streak with a 36-35 victory in 2011. The Broncos had won 65 straight regular-season home contests and 47 consecutive conference home games.

► TCU snapped Utah's then MW-record 21-game home winning streak with a 47-7 victory in 2010.

► With a 17-10 win in Norman in 2005, TCU gave Oklahoma one of its four home losses since 2001.

► The 10 points by Oklahoma in that 2005 contest mark the fewest for the Sooners in a home game under head coach Bob Stoops.

## BRING ON DAYLIGHT AND SATURDAYS

► The Horned Frogs are 48-9 in day games over the last nine seasons and 40-17 at night. The NCAA constitutes a night game as starting at 5 p.m. or later.

► TCU is 78-17 in Saturday contests dating back to the start of the 2005 campaign and 85-19 overall when playing on any day of the week other than Thursday.

► During their run of success on Saturdays, the Horned Frogs are 10-9 on other days of the week (1-0 on Sundays, 0-1 on Mondays, 2-0 on Tuesdays, 1-0 on Wednesdays, 3-7 on Thursdays and 3-1 on Fridays).

## MAKING THE ROUNDS

► With its new membership in the Big 12 in 2012, TCU played in its fifth league in an 18-year span. Below is a look at TCU's conference history:

Years	Conference
1909-22	Texas Intercollegiate Athletic Association
1923-95	Southwest Conference
1996-00	Western Athletic Conference
2001-04	Conference USA
2005-11	Mountain West
2012-	Big 12 Conference

## BY THE NUMBERS

# 1

Horned Frogs coaches (special teams coordinator/tight ends coach Dan Sharp) in the TCU Athletics Hall of Fame.

# 2

National championships won by TCU (1935 and 1938).

# 4

Top-10 final rankings in the last eight seasons for TCU.

# 16

Sellouts in TCU's last 20 home games at Amon G. Carter Stadium.

# 116

Years TCU has been playing football.

# 1873

Year TCU was founded as AddRan Male and Female Academy in Thorp Spring, Texas.

# 1896

Year TCU played its first football game, an 8-6 win over Toby's Business College.

# 9,200

Songs downloaded into TCU head coach Gary Patterson's iPod.

# FROG TIDBITS

## A WINNING TRADITION AND PROGRAM

► Since 2001, the start of Gary Patterson's first full season as TCU's head coach, the Horned Frogs rank seventh nationally in winning percentage:

No. Team	Record	Pct.
1. Boise State	143-23	.861
2. Ohio State	135-29	.823
3. Oklahoma	137-34	.801
4. USC	131-35	.789
5. Texas	130-35	.788
6. LSU	133-36	.787
<b>7. TCU</b>	<b>120-42</b>	<b>.741</b>
8. Georgia	125-44	.740
9. Alabama	122-45	.731
10. Florida	120-47	.719

► TCU is in a tie for ninth nationally in number of wins over the last 11 years (2003-13):

No. Team	Wins
1. Boise State	124
2. Oklahoma	115
3. LSU	114
Ohio State	114
5. USC	113
6. Texas	106
Virginia Tech	106
8. Alabama	105
<b>9. TCU</b>	<b>104</b>
Georgia	104
Oregon	104
Wisconsin	104

## ELITE COMPANY

► TCU's Gary Patterson is one of just seven active head coaches, including four in the Big 12, with 100 wins at their current school:

No. Coach	Wins
1. Frank Beamer, Virginia Tech	222
2. Bill Snyder, Kansas State	176
3. Larry Blakeney, Troy	174
4. Bob Stoops, Oklahoma	158
5. Mack Brown, Texas	157
6. Mark Richt, Georgia	125
<b>7. Gary Patterson, TCU</b>	<b>120</b>

► Gary Patterson ranks fifth among active FBS coaches in winning percentage (minimum 5 years):

No. Coach	Record (Pct.)
1. Chris Petersen, Boise State	91-12 (.883)
2. Urban Meyer, Ohio State	127-23 (.847)
3. Bob Stoops, Oklahoma	158-39 (.802)
4. Mark Richt, Georgia	125-44 (.740)
<b>5. Gary Patterson, TCU</b>	<b>120-43 (.736)</b>

## DOUBLE DIGITS

► Entering this season, TCU had reached the 10-win mark in four of the previous five years and eight times in the past 11 seasons under head coach Gary Patterson. Prior to his arrival on campus in 1998, TCU had just four 10-win seasons in its history.

► TCU won at least 11 games in four of the last five seasons and seven times in the past 10 years.

## CHECKING THE LEDGER

► After just three winning seasons in 13 years (1985-97), TCU has won 73.2 percent (145-53) of its games since 1998 when Gary Patterson arrived on campus as defensive coordinator.

► TCU is 604-527-57 (.532) in its football history which began in 1896.

## MAGIC NUMBERS

► In 13 seasons with Gary Patterson as head coach, TCU is 87-3 when allowing 17 points or less.

## SHUTOUTS

► The Horned Frogs have recorded 10 shutouts in Gary Patterson's 13 seasons as head coach, including at least one blanking in each of the last four years.

## FROGS AND THE NFL

► In Gary Patterson's tenure as head coach, TCU has had 33 players drafted with a total of 71 in NFL camps.

► The Horned Frogs have 15 former players currently on NFL rosters:

Name	NFL Team	TCU
Josh Boyce, WR	New England	2010-12
Marcus Cannon, OT	New England	2007-10
Tank Carder, LB	Cleveland	2008-11
Andy Dalton, QB	Cincinnati	2007-10
Skye Dawson, WR	Tampa Bay	2009-12
Clint Gresham, DS	Seattle	2007-09
David Hawthorne, LB	New Orleans	2004-07
Jerry Hughes, LB	Buffalo	2006-09
Colin Jones, S	Carolina	2007-10
Jeremy Kerley, WR	New York Jets	2007-10
Stansly Maponga, DE	Atlanta	2010-12
Marshall Newhouse, OT	Green Bay	2006-09
Jason Phillips, LB	Philadelphia	2005-08
Matthew Tucker, RB	Philadelphia	2009-12
Daryl Washington, LB	Arizona	2006-09

► In 2011, ESPN.com ranked TCU as the nation's No. 1 school for developing NFL talent.

## LINEBACKER U

► Five of TCU's last six starting linebackers to complete their eligibility went on to the NFL:

Name	NFL Team(s)
David Hawthorne	Seattle, 2008-11; New Orleans, 2012-present
Robert Henson	Washington, 2009-10
Jason Phillips	Baltimore, 2009-11; Carolina, 2011-12; Philadelphia, 2013-present
Daryl Washington	Arizona, 2010-present
Tank Carder	Cleveland, 2012-present

► Four of the five above linebackers are still active in the NFL.

## BY THE NUMBERS

### TCU POPULAR AMONG BIG 12 PLAYERS

► The following are results from an anonymous player poll conducted by ESPN.com during this summer's Big 12 Media Days:

#### Who is the team to beat this year in the Big 12?

<b>1. TCU</b>	<b>36%</b>
2. Oklahoma State	25%
3. Oklahoma	17%
4. Kansas State	11%
5. Baylor	4%
Texas	4%
Texas Tech	4%

#### If you had to play for another Big 12 school, who would you play for?

<b>1. TCU</b>	<b>25%</b>
2. Texas	18%
3. Oklahoma	14%
4. Kansas State	11%

#### If you had to play for another Big 12 coach, who would you play for?

<b>1. Gary Patterson, TCU</b>	<b>25%</b>
2. Bill Snyder, Kansas State	14%
3. Mack Brown, Texas	14%
4. Bob Stoops, Oklahoma	11%
5. Mike Gundy, Oklahoma State	7%

#### Who has the best uniforms in the league?

1. Oklahoma State	43%
<b>2. TCU</b>	<b>21%</b>

# FROG TIDBITS

## HOME SWEET HOME

▶ The \$164 million rebuild of Amon G. Carter Stadium, completed in 2012, was funded entirely by donor support and features a seating capacity of 45,000.

▶ The six Founders' Club suites, located at midfield on the concourse level, were sold at \$15 million each to provide lead gifts totaling \$90 million.

▶ There are 25 suites, all sold, on the west side. One of those suites is located on the Champions level, next to the television booth.

▶ The press box has 132 seats to accommodate media.

▶ In August 2013, Yahoo! Sports ranked Amon G. Carter Stadium as the best stadium in the Big 12.

## HORNED FROGS FEVER

▶ TCU has sold out 16 of its last 20 dates, and 18 of the past 26, at Amon G. Carter Stadium.

▶ For the second straight year, TCU sold out of football season tickets and has a waiting list. This year's new record number of season tickets sold is 31,425.

▶ TCU has set a school record for season ticket sales in each of the last four years.

▶ Four of the top-six home crowds in TCU history have come in the last two seasons.

▶ The 48,212 for the Oct. 26 Texas game ranked second.

▶ Nearly 35,000 TCU fans traveled to the 2011 Rose Bowl. Over 20,000 made the trip the previous year to the Fiesta Bowl.

## TCU QUICK HITS

▶ The Horned Frogs have finished in the top 25 in six of the last eight seasons.

▶ TCU is the only school in the nation to win at least 11 games in six of the last eight years.

▶ TCU is one of eight teams (Alabama, Florida, Ohio State, Oregon, Virginia Tech, Stanford, Wisconsin) to play in a BCS game two of the last four seasons.

▶ TCU is 4-2 in its last six games against opponents ranked in the top five.

▶ TCU has won 49 of its last 65 games and is 61-18 in its last 79 contests.

## SELECT COMPANY

▶ TCU is one of just 21 schools to have won multiple national championships (1935, 1938) and produce a Heisman Trophy winner (Davey O'Brien, 1938).

▶ The other schools are Alabama, Army, Auburn, Florida, Florida State, Georgia, LSU, Miami (Fla.), Michigan, Minnesota, Nebraska, Notre Dame, Ohio State, Oklahoma, Penn State, Pittsburgh, SMU, Texas, Texas A&M and USC.

## ST. LOUIS CARDINAL FACTOR

▶ Only St. Louis Cardinals pitcher Shelby Miller can say he's been a teammate of both TCU quarterback Casey Pachall and former Horned Frog and current Cardinals' All-Star second baseman Matt Carpenter.

▶ Miller and Pachall were friends growing up in Brownwood, Texas. On their seventh grade football team, Pachall was the tight end with Miller at quarterback.

▶ Miller and Pachall were later baseball teammates at Brownwood High School. While Miller was impressing enough on the mound to be a first-round Cardinals' draft pick in 2009, Pachall was flashing the leather at third base.

## BLOCK THAT KICK

▶ Jason Verrett's game-saving block of West Virginia's 36-yard field-goal attempt in the first overtime last season was TCU's first block of a field goal since Greg McCoy at San Diego State in 2009.

## DUCK DYNASTY D-LINE

▶ Three of TCU's defensive linemen hail from West Monroe (La.) High School: Chucky Hunter, Terrell Lathan and James McFarland.

## HISTORY MAKING

▶ On Dec. 5, 2010, TCU became the only team in college football history to receive an invitation to the Rose Bowl and implode its stadium on the same day.

## 2013 GAME-BY-GAME STARTERS

### TCU OFFENSE

Pos.	LSU	SLU	TTU	SMU	OU	KU	OSU	UT	WVU	ISU	KSU	BU
WR	Carter	White	Carter	Doctson	Carter	Porter	Carter	Carter	Porter	Porter	Porter	
WR	L. Brown	L. Brown	L. Brown	L. Brown	Doctson	L. Brown	L. Brown	L. Brown	L. Brown	L. Brown	L. Brown	
WR	Boykin	Murphy (TE)	White	Murphy (TE)	White	White	White	Gray	Doctson	Doctson	Doctson	
LT	Collins	Collins	Collins	Dunbar	Dunbar	Dunbar	Dunbar	Vaitai	Vaitai	Dunbar	Dunbar	
LG	Dunbar	Dunbar	Dunbar	Morris	Naff	Naff	Wooldridge	Dunbar	Dunbar	Wooldridge	Wooldridge	
C	Hunt	Hunt	Hunt	Hunt	Hunt	Hunt	Hunt	Tausch	Hunt	Hunt	Hunt	
RG	Tausch	Tausch	Tausch	Tausch	Tausch	Wooldridge	Tausch	Hunt	Tausch	Tausch	Tausch	
RT	Vaitai	Vaitai	Vaitai	Vaitai	Vaitai	Tausch	Collins	Collins	Collins	Collins	Collins	
TE	Bryant	Bryant	Gray (WR)	Bryant	Catalon (TB)	Slanina (WR)	Porter (WR)	Murphy	Slanina (WR)	Moore (TB)	Carter (WR)	
QB	Pachall	Pachall	Boykin	Boykin	Boykin	Boykin	Boykin	Boykin	Pachall	Pachall	Pachall	
TB	James	Catalon	James	James	James	James	James	Green	James	Green	Catalon	

### TCU DEFENSE

Pos.	LSU	SLU	TTU	SMU	OU	KU	OSU	UT	WVU	ISU	KSU	BU
LE	Koontz	Koontz	Koontz	Koontz	Koontz	Koontz	Koontz	Koontz	Koontz	Koontz	Koontz	
DT	Hunter	Hunter	Hunter	Hunter	Hunter	Hunter	Hunter	Hunter	Hunter	Hunter	Hunter	
DT	Pierson	Pierson	Pierson	Pierson	Pierson	Pierson	Pierson	Lewis	Lewis	Lewis	Lewis	
RE	M. Anderson	M. Anderson	Fields	M. Anderson	Lathan	Lathan	Lathan	Lathan	Lathan	Tuaua	Tuaua	
MLB	J. Anderson	J. Anderson	J. Anderson	J. Anderson	J. Anderson	Dawson	Dawson	Dawson	Dawson	Dawson	Dawson	
SLB	Mallet	Mallet	Mallet	Mallet	Mallet	Mallet	Mallet	J. Anderson	J. Anderson	J. Anderson	J. Anderson	
CB	Verrett	Verrett	Verrett	Verrett	Verrett	Verrett	Verrett	Verrett	Verrett	Gray	Verrett	
WS	Hackett	Hackett	Hackett	Hackett	Hackett	Hackett	Hackett	Hackett	Hackett	Hackett	Kindred	
FS	Olabode	Olabode	Olabode	Hooker	Olabode	Olabode	Olabode	Olabode	Olabode	Kindred	Olabode	
SS	Carter	Carter	Carter	Carter	Carter	Carter	Carter	Carter	Carter	Carter	Carter	
CB	White	White	White	White	White	White	White	White	White	White	White	

# TCU'S BIG 12/NCAA STATS RANKINGS

## BIG 12 CONFERENCE



### 2013 STANDINGS

Team	Big 12	Overall
Oklahoma State	7-1	10-1
Baylor	6-1	9-1
Texas	6-1	7-3
Oklahoma	6-2	9-2
Texas Tech	4-4	7-4
Kansas State	4-4	6-5
<b>TCU</b>	2-6	4-7
West Virginia	2-6	4-7
Kansas	1-7	3-8
Iowa State	1-7	2-9

### 2013 BIG 12 BOWL SCHEDULE

<b>Texas Bowl</b> Big 12 vs. Big Ten Dec. 27 Houston, Texas	<b>National University Holiday Bowl</b> Big 12 vs. Pac-12 Dec. 30 San Diego, Calif.
<b>New Era Pinstripe Bowl</b> Big 12 vs. AAC Dec. 28 Bronx, N.Y.	<b>Tostitos Fiesta Bowl</b> BCS/Big 12 vs. BCS At-Large Jan. 1 Glendale, Ariz.
<b>Buffalo Wild Wings Bowl</b> Big 12 vs. Big Ten Dec. 28 Tempe, Ariz.	<b>AT&amp;T Cotton Bowl Classic</b> Big 12 vs. SEC Jan. 3 Arlington, Texas
<b>Valero Alamo Bowl</b> Big 12 vs. Pac-12 Dec. 30 San Antonio, Texas	

### CHARTING TCU'S OPPONENTS

Opponent	Record	This Week
LSU	8-3	vs. Arkansas
Southeastern Louisiana	10-2	FCS playoffs
Texas Tech	7-4	at Texas (Thursday)
SMU	5-5	at Houston (Friday)
Oklahoma	9-2	Open
Kansas	3-8	vs. Kansas State
Oklahoma State	10-1	Open
Texas	7-3	vs. Texas Tech (Thursday)
West Virginia	4-7	vs. Iowa State
Iowa State	2-9	at West Virginia
Kansas State	6-5	at Kansas
Baylor	9-1	at TCU
<b>Total</b>	<b>80-50 (.615)</b>	

TEAM (CATEGORY)	NUMBER	BIG 12	NCAA
PAT Kicking (percentage)	1.000	T-1st	T-1st
Kickoff Returns (average yards)	26.45	1st	4th
Rushing Defense (per game)	127.8	1st	23rd
Passes Intercepted (total)	18	2nd	T-4th
Tackles for Loss (per game)	8.2	2nd	5th
Sacks (per game)	2.64	2nd	28th
Total Defense (average allowed)	355.2	3rd	29th
Time of Possession	30:31	3rd	47th
Passing Efficiency Defense	109.01	4th	12th
First Downs Defense (total allowed)	201	4th	T-26th
Fumbles Recovered (total)	9	4th	T-31st
Passing Yards Allowed (average)	227.4	4th	T-59th
Red Zone Defense (percentage)	.846	4th	T-80th
Punt Return Defense (yards allowed)	10.60	4th	95th
Punt Returns (average yards)	10.13	5th	39th
Scoring Defense (per game)	23.8	5th	40th
3rd Down Defense (percentage)	.367	5th	40th
Completion Percentage	.589	5th	65th
Turnover Margin	0.1	6th	T-58th
Pass Sacks Allowed (per game)	2.00	6th	T-65th
Passing Offense (average)	220.6	6th	73rd
4th Down Conversions (percentage)	.385	6th	T-93rd
Red Zone Offense (percentage)	.865	7th	T-40th
4th Down Defense (percentage)	.444	7th	T-41st
Passing Efficiency	115.91	7th	97th
Penalties (per game)	6.91	7th	T-101st
Net Punting	36.09	8th	84th
Scoring Offense (per game)	23.9	8th	91st
Total Offense (per game)	338.9	8th	105th
First Downs Offense (total)	190	8th	110th
3rd Down Conversions (percentage)	.317	9th	111th
Rushing Offense (per game)	118.3	10th	T-108th
Kickoff Return Defense (yards allowed)	27.91	10th	122nd

INDIVIDUAL (CATEGORY)	NUMBER	BIG 12	NCAA
Jaden Oberkrom (PAT percentage)	100.0	T-1st	T-1st
Jason Verrett (passes defended)	1.4	2nd	T-10th
B.J. Catalon (kickoff returns)	27.0	2nd	17th
Kevin White (fumbles recovered)	0.27	3rd	T-19th
B.J. Catalon (all-purpose)	122.70	3rd	39th
Sam Carter (interceptions)	0.4	5th	T-35th
Jaden Oberkrom (field goals per game)	1.2	5th	T-42nd
Jaden Oberkrom (field goal percentage)	.765	5th	T-55th
Chris Hackett (forced fumbles)	0.27	7th	T-25th
Trevone Boykin (completion percentage)	.594	7th	64th
Trevone Boykin (passing efficiency)	119.2	7th	82nd
Trevone Boykin (passing yards per completion)	11.32	8th	72nd
Ethan Perry (punting)	39.8	9th	78th
Trevone Boykin (total offense)	136.1	9th	104th

# HEAD COACH GARY PATTERSON (@TCUCoachP)

## HORNED FROGS UNDER PATTERSON

Situation	Record
Score First	84-18
When Opp. Scores First	36-25
Lead at the Half	98-12
Trail at the Half	14-29
Tied at the Half	8-2
Lead After 3 Quarters	102-12
Trail After 3 Quarters	9-27
Tied After 3 Quarters	9-4
Games Decided in OT	5-6
300+ Yards of Offense	106-31
100+ Rushing Yards	114-27
200+ Rushing Yards	65-4
200+ Passing Yards	66-27
300+ Passing Yards	14-8
Win Time of Possession	92-24
Opp. At or Under 300 Total Yards	80-8
Allow 300+ Total Yards	40-35
Opp. Under 100 Rush Yds.	81-12

## TCU CAREER COACHING WINS

No.	Coach	Number
1.	Gary Patterson	120
2.	Dutch Meyer	109
3.	Abe Martin	74
4.	Francis Schmidt	47
5.	Jim Wacker	40

## TCU CAREER GAMES COACHED

No.	Coach	Number
1.	Dutch Meyer	201
2.	Gary Patterson	163
3.	Abe Martin	145
4.	Jim Wacker	100
5.	Pat Sullivan	67

## CAREER RECORD BREAKDOWN

vs. Conference Opponents	74-29
vs. Non-Conference Opponents	46-14
vs. Ranked Opponents	14-13
Home Games	61-13
Road Games	50-24
Neutral Site Games	9-6
August	1-2
September	40-11
October	38-14
November	31-10
December	9-5
January	1-1



Gary Patterson is TCU's all-time winningest football coach, while his 120-43 record (.736) ranks fourth among active coaches nationally.

Patterson is one of just seven current coaches with at least 100 victories at their current school. He became TCU's career wins leader with a 56-0 victory over Grambling State in the 2012 season opener, enabling him to break the previous mark of 109 wins by Dutch Meyer (1934-52).

In August 2011, Patterson was named the nation's top coach by Sports Illustrated and ESPN The Magazine. Sporting News tabbed him in January 2012 as the nation's third-best coach. He was fourth in an SI.com July 2013 ranking of the nation's best coaches.

In leading TCU to back-to-back BCS appearances in the 2009 and 2010 seasons, including a 2011 Rose Bowl championship, Patterson received 10 National Coach of the Year honors.

Patterson has produced at least 10 wins in eight of the last 10 years, including seven seasons of 11 or more victories. He has helped lead the Horned Frogs to seven conference titles and 14 bowl games in 15 years.

In 12 seasons as TCU's head coach, Patterson has had 33 players drafted with 71 in NFL camps.

## HEAD COACHING RECORD

Year	School	Won	Lost	Pct.	Bowl
2000	TCU	0	1	.000	Mobile Alabama
2001	TCU	6	6	.500	galleryfurniture.com
2002	TCU	10	2	.833	Liberty
2003	TCU	11	2	.846	Fort Worth
2004	TCU	5	6	.455	
2005	TCU	11	1	.917	Houston
2006	TCU	11	2	.846	Poinsettia
2007	TCU	8	5	.615	Texas
2008	TCU	11	2	.833	Poinsettia
2009	TCU	12	1	.923	Fiesta
2010	TCU	13	0	1.000	Rose
2011	TCU	11	2	.846	Poinsettia
2012	TCU	7	6	.583	Buffalo Wild Wings
2013	TCU	4	7	.364	
<b>Totals</b>		<b>120</b>	<b>43</b>	<b>.736</b>	<b>(13 Years)</b>

## VS. RANKED OPPONENTS

Date	Opponent	W/L	Score
8/25/01	at Nebraska (4)	L	7-21
11/23/01	vs Louisville (17)	W	37-22
12/31/02	Colorado State (23)	W	17-3
12/23/03	vs Boise State (18)	L	31-34
11/10/04	at Louisville (12)	L	28-55
9/03/05	at Oklahoma (5)	W	17-10
9/16/06	vs Texas Tech (24)	W	12-3
9/8/07	at Texas (7)	L	13-34
9/27/08	at Oklahoma (2)	L	10-35
10/16/08	vs. BYU (8)	W	32-7
11/6/08	at Utah (9)	L	10-13
12/23/08	vs. Boise State (9)	W	17-16
10/24/09	at BYU (16)	W	38-7
11/14/09	vs. Utah (16)	W	55-28
1/4/10	vs. Boise State (6)	L	10-17
9/4/10	vs. Oregon State (22)	W	30-21
11/6/10	at Utah (5)	W	47-7
1/11/11	vs. Wisconsin (5)	W	21-19
11/12/11	at Boise State (5)	W	35-34
10/20/12	vs. Texas Tech (18)	L	53-56
11/3/12	at West Virginia (23)	W	39-38 (20T)
11/10/12	vs. Kansas State (3)	L	10-23
11/22/12	at Texas (18)	W	20-13
12/1/12	vs. Oklahoma (12)	L	17-24
8/31/13	vs. LSU (12)	L	27-37
10/5/13	at Oklahoma (10)	L	17-20
10/19/13	at Oklahoma State (21)	L	10-24
<b>27 Games</b>			<b>14-13 (.519)</b>

## VS. ALL OPPONENTS

Air Force	6-1
Arizona	1-0
Army	6-0
<b>Baylor</b>	<b>4-1</b>
Boise State	2-2
BYU	5-2
Cincinnati	1-2
Clemson	1-0
Colorado State	8-0
East Carolina	0-2
Grambling State	1-0
Houston	5-0
<b>Iowa State</b>	<b>2-1</b>
<b>Kansas</b>	<b>2-0</b>
<b>Kansas State</b>	<b>0-2</b>
Louisiana-Monroe	1-0
Louisiana Tech	1-0
Louisville	3-1
<b>LSU</b>	<b>0-1</b>
Memphis	1-0
Michigan State	0-1
Navy	1-0
Nebraska	0-1
New Mexico	7-0
North Texas	2-0
Northern Illinois	1-0
Northwestern	2-0
Northwestern State	0-1
<b>Oklahoma</b>	<b>1-3</b>
<b>Oklahoma State</b>	<b>0-2</b>
Oregon State	1-0
Portland State	1-0
San Diego State	7-0
<b>SMU</b>	<b>10-2</b>
<b>Southeastern Louisiana</b>	<b>1-0</b>
Southern Miss	3-2
Stanford	2-0
Stephen F. Austin	1-0
Tennessee Tech	1-0
<b>Texas</b>	<b>1-2</b>
Texas A&M	0-1
Texas State	1-0
<b>Texas Tech</b>	<b>1-3</b>
Tulane	2-2
UAB	1-2
UC Davis	1-0
UNLV	7-0
USF	1-1
Utah	3-3
Vanderbilt	1-0
Virginia	2-0
<b>West Virginia</b>	<b>1-1</b>
Wisconsin	1-0
Wyoming	6-1
<b>Total</b>	<b>120-43</b>



# 2013 DEPTH CHART

## OFFENSE

Pos.	No.	Player	Ht.	Wt.	Cl.
LT	56	James Dunbar	6-6	315	Sr.
	74	Halapoulivaati Vaitai	6-6	308	So.
	72	Bobby Thompson	6-6	310	So.
LG	75	John Wooldridge	6-5	310	Sr.
	77	Jamelle Naff	6-4	325	So.
	65	Brady Foltz	6-4	325	So.
C	55	Joey Hunt	6-3	295	So.
	58	Patrick Morris	6-3	288	Fr.
RG	73	Eric Tausch	6-3	300	Sr.
	75	John Wooldridge	6-5	310	Sr.
RT	69	Aviante Collins	6-6	285	So.
	68	Joseph Noteboom	6-5	295	Fr.
TE	49	Stephen Bryant	6-5	240	Jr.
	43	Cliff Murphy	6-4	265	Jr.
	80	Buck Jones	6-4	240	RFr.
TB	23	B.J. Catalon OR	5-9	190	So.
	22	Aaron Green OR	5-11	200	So.
	29	Jordan Moore	6-3	221	So.
QB	4	Casey Pachall	6-5	230	Sr.
	2	Trevone Boykin	6-2	215	So.
	12	Tyler Matthews	6-4	220	RFr.
WR	9	Josh Doctson	6-4	190	So.
	81	Ja'Juan Story	6-4	208	So.
WR	85	LaDarius Brown	6-4	220	So.
	7	Kolby Listenbee	6-1	183	So.
WR	13	Ty Slanina	6-0	193	Fr.
	14	David Porter	6-0	197	Jr.
	10	Matt Brown	6-1	190	Jr.
WR	3	Brandon Carter	5-11	186	Jr.
	20	Deante' Gray	5-10	175	So.
	15	Cameron Echols-Luper	6-0	190	Fr.

## SPECIALISTS

PK	33	Jaden Oberkrom	6-3	187	So.	
	24	Ryan DeNucci	5-10	195	Jr.	
SN	50	James Power	6-3	235	Jr.	
H	10	Matt Brown	6-1	190	Jr.	
KO	33	Jaden Oberkrom	6-3	187	So.	
P	37	Ethan Perry	6-4	230	So.	
	KR	23	B.J. Catalon	5-9	190	So.
		3	Brandon Carter	5-11	186	Jr.
	15	Cameron Echols-Luper	6-0	190	Fr.	
PR	15	Cameron Echols-Luper	6-0	190	Fr.	
	3	Brandon Carter	5-11	186	Jr.	

## DEFENSE

Pos.	No.	Player	Ht.	Wt.	Cl.
LE	97	Jon Koontz	6-2	265	Sr.
	40	James McFarland	6-3	248	So.
DT	96	Chucky Hunter	6-1	300	Jr.
	99	Tevin Lawson	6-4	280	Fr.
DT	57	Davion Pierson	6-2	305	So.
	98	Jon Lewis	6-2	290	Jr.
RE	90	Terrell Lathan	6-5	280	So.
	93	Mike Tuaua	6-3	253	So.
MLB	47	Paul Dawson	6-2	230	Jr.
	41	Jonathan Anderson	6-3	227	Jr.
SLB	54	Marcus Mallet	6-1	227	Jr.
	35	Sammy Douglas	6-3	195	Fr.
SS	17	Sam Carter	6-1	215	Jr.
	26	Derrick Kindred	5-10	210	So.
FS	6	Elisha Olabode	5-11	193	Sr.
	28	Geoff Hooker	5-10	186	Jr.
WS	1	Chris Hackett	6-2	195	So.
	21	Zach Jackson	6-0	200	RFr.
CB	2	Jason Verrett	5-10	176	Sr.
	16	Keivon Gamble	5-10	180	Sr.
CB	25	Kevin White	5-10	174	Jr.
	11	Ranthonny Texada	5-10	160	Fr.
	27	Travoskey Garrett	6-1	190	So.

## CAREER STARTS

No.	Player	Starts	No.	Player	Starts
1.	Jason Verrett, CB	33	22.	Paul Dawson, LB	6
2.	Kevin White, CB	26	23.	B.J. Catalon, TB	5
3.	Sam Carter, S	25		Josh Doctson, WR	5
	Eric Tausch, OG	25		Griffin Gilbert, TE	5
5.	Elisha Olabode, S	22		Terrell Lathan, DE	5
	Casey Pachall, QB	22		David Porter, WR	5
7.	Aviante Collins, OT	21		John Wooldridge, OG	5
	Chucky Hunter, DT	21	29.	Trent Thomas, S	4
9.	Chris Hackett, S	20	30.	Matt Anderson, DE	3
10.	Davion Pierson, DT	18		Stephen Bryant, TE	3
11.	LaDarius Brown, WR	17		Deante' Gray, WR/CB	3
12.	Trevone Boykin, QB	16		Derrick Kindred, S	3
13.	Jon Koontz, DE	15		Cliff Murphy, TE	3
14.	Devonte Fields, DE	14	35.	Aaron Green, TB	2
15.	Jonathan Anderson, LB	13		Jamelle Naff, OG	2
16.	Joey Hunt, C	12		Ty Slanina, WR	2
17.	Brandon Carter, WR	11		Mike Tuaua, DE	2
	James Dunbar, OT	11	39.	Keivon Gamble, CB	1
19.	Jon Lewis, DT	9		Geoff Hooker, S	1
	Marcus Mallet, LB	9		Jordan Moore, TB	1
21.	Halapoulivaati Vaitai, OT	7		Patrick Morris, OG	1

## PRONUNCIATION GUIDE

Trevone Boykin, QB	TRUH-von
LaDarius Brown, WR	luh-DARE-ee-us
B.J. Catalon, TB	CAT-uh-lawn
Aviante Collins, OT	AW-vee-on
Deante' Gray, WR	dee-ON-tay
Jaden Oberkrom, PK	Oh-ber-chrome
Elisha Olabode, S	ee-LIE-shuh O-luh-bode
Casey Pachall, QB	PAW-HALL
Ty Slanina, WR	SLUH-neen-uh
Ja'Juan Story, WR	JUH-juan
Ranthonny Texada, CB	RAN-thuh-knee TAY-ha-duh
Mike Tuaua, DE	TOO-UH-OO-UH
Halapoulivaati Vaitai, OT	hah-lah-poo-li-VAH-tee VIE-tie
Jason Verrett, CB	VERR-ett

# 2013 DEPTH CHART PLAYER BRIEFS

## OFFENSE

LT	56	James Dunbar	6-6	315	Sr.	Started all 11 games, 6 at left tackle and 5 at left guard; A team captain in 8 contests this season
	74	Halapoulivai Vaitai	6-6	308	So.	Has made seven starts this season; Known simply as Big V; Lettered last year as a true freshman
LG	75	John Wooldridge	6-5	310	Sr.	Has made 4 starts this season, including the last 2 games; His father, John Sr., is on TCU's Board of Trustees
	77	Jamelle Naff	6-4	325	So.	Started 2 games this season; Ranked by Rivals as the No. 1 guard in Oklahoma coming out of Dell City HS
	65	Brady Foltz	6-4	325	So.	Younger brother of the graduated Blaize Foltz, an All-Big 12 offensive guard for TCU last season
C	55	Joey Hunt	6-3	295	So.	Has started all 11 games; 10 starts at center while also starting at right guard vs. Texas; Arrived at TCU as a DT
	58	Patrick Morris	6-3	288	Fr.	Started at LG vs. SMU; True freshman ranked by Scout.com as the No. 2 center in Texas and No. 8 nationally last year
RG	73	Eric Tausch	6-3	300	Sr.	Has started at three different positions on the offensive line; His father, Terry Tausch, played 8 years in the NFL
	75	John Wooldridge	6-5	310	Sr.	Has made 4 starts this season, including the last 2 games; His father, John Sr., is on TCU's Board of Trustees
RT	69	Aviante Collins	6-6	285	So.	Started the last 5 games and 21 of 24 in his career; His father, Bill, is a TCU Hall of Fame track & field sprinter
	68	Joseph Noteboom	6-5	295	Fr.	True freshman ranked by Scout.com as the No. 12 offensive tackle in Texas coming out of Plano HS last year
TE	49	Stephen Bryant	6-5	240	Jr.	First career reception came at OSU; Slated to be a starter last year before suffering a season-ending injury in fall camp
	43	Cliff Murphy	6-4	265	Jr.	Came to TCU as a defensive end and saw action at the position as a freshman in 2011; 16 sacks his final 2 years in HS
	80	Buck Jones	6-4	240	RFr.	A Matthews, N.C., native; His father, Gregg, was a three-year football letterman at TCU from 1985-87
TB	23	B.J. Catalan OR	5-9	190	So.	Team-best 476 yds rushing (5.0 ypg) & 6 TDs; Has a rushing TD in 6 of 10 games in 2013; Career-high 91 yards vs. KU
	22	Aaron Green OR	5-11	200	So.	Career-high 72 yds at ISU; Parade All-American/Nebraska transfer; Baptized in Jordan River on 2013 Spring Break
	29	Jordan Moore	6-3	221	So.	Moved to tailback after initially being at safety and linebacker; Georgia HS state record 13.39 in 110-meter hurdles
QB	4	Casey Pachall	6-5	230	Sr.	TCU career leader in comp. pct. (64.2); 40 completions vs. WVU were 2nd all-time at TCU; 17-5 record as starting QB
	2	Trevone Boykin	6-2	215	So.	Only player in nation this season w/ a 100-yd rushing, 100-yd receiving & 200-yd passing game; TD run & pass at KSU
	12	Tyler Matthews	6-4	220	RFr.	Has appeared in four games; No. 1 recruit in Kansas and No. 6 pro-style QB in the nation as a HS senior
WR	9	Josh Doctson	6-4	190	So.	2nd on TCU w/ 31 catches; Career-high 8 rec. for 92 yds vs. WVU; Caught a TD pass for Wyoming vs. TCU in 2011
	81	Ja'Juan Story	6-4	208	So.	56-yard TD catch vs. SMU for TCU's third-longest play from scrimmage this season; Transfer from Florida; 4 receptions
WR	85	LaDarius Brown	6-4	220	So.	Team-best 35 receptions, including 25 catches in the last 5 games; Returned an onside kick 45 yds for a TD vs. SMU
	7	Kolby Listenbee	6-1	183	So.	A quarterback at nearby Arlington Bowie HS; Has 2 receptions for 23 yards this season
WR	13	Ty Slanina	6-0	193	Fr.	True freshman 6th on TCU w/ 19 receptions; Team-best 6 catches at OU; 4 TD passes in 2-A state title game last year
	14	David Porter	6-0	197	Jr.	Has 21 catches; 51-yd TD grab at KSU; Career-best 8 rec. for 72 yds and 2 TDs vs. WVU; 4 catches for 118 yds vs. KU
	10	Matt Brown	6-1	190	Jr.	Has seen action at both QB and WR for TCU; Six rushing TDs on just 24 carries in 2011; Holder on PATs and FGs
WR	3	Brandon Carter	5-11	186	Jr.	3rd on TCU w/ 28 receptions; Season-best 6 catches for 93 yds at ISU; 11 receptions for 129 yards the last 2 games
	20	Deante' Gray	5-10	175	So.	Has 8 receptions for 156 yards (19.5 avg); 69-yard catch at OSU; 70-yard PR for a TD last year vs. Grambling State
	15	Cameron Echols-Luper	6-0	190	Fr.	Has 4 catches; 38-yard TD pass vs. Texas; 2-of-2 passing for 49 yds; His father, Curtis Luper, is TCU's WR coach

## DEFENSE

LE	97	Jon Koontz	6-2	265	Sr.	Came to TCU as a walk-on; One of five current Horned Frogs with his degree already in hand; 6 TFL w/ 3 sacks in '13
	40	James McFarland	6-3	248	So.	4 TFL with 3 sacks this season; Career-high 7 tackles and 2 sacks at OSU; Entered OSU game w/ 5 stops on the year
DT	96	Chucky Hunter	6-1	300	Jr.	38 stops w/ 5 1/2 for loss & 2 sacks; Career-high 10 tackles vs. Texas; Outland Trophy & Rotary Lombardi Watch Lists
	99	Tevin Lawson	6-4	280	Fr.	Played in 10 games with 6 tackles; Ranked last year by ESPN.com as nation's No. 6 DT and No. 6 player in Louisiana
DT	57	Davion Pierson	6-2	305	So.	2-year starter; 20 stops with 4 TFL this season; Both of his tackles in the Oklahoma State game were for a loss
	98	Jon Lewis	6-2	290	Jr.	2nd on TCU w/ 9 TFL & 3rd w/ 3 1/2 sacks; Career-high 9 tackles (2 1/2 TFL) vs. Texas; Has a sack in 4 of last 9 games
RE	90	Terrell Lathan	6-5	280	So.	Started 5 of the last 7 games; Team-best 4 sacks while placing 5th w/ 6 TFL; Has a sack in 3 of the last 8 games
	93	Mike Tuaua	6-3	253	So.	Started the last 2 games; Transfer from Santa Rosa JC, same school as Jason Verrett; 2 TFL on KSU's opening series
MLB	47	Paul Dawson	6-2	230	Jr.	A WR at Dallas Skyline HS; Double-digit tackles in 4 of last 6 games; Tops TCU w/ 76 stops, 10 TFL; 17 tackles vs. KU
	41	Jonathan Anderson	6-3	227	Jr.	Converted safety; 3rd on TCU w/ 62 stops; 14 tackles, including 2 TFL with a sack, vs. WVU; 2 FF and 1 FR in 2013
SLB	54	Marcus Mallet	6-1	227	Jr.	3rd on TCU w/ 8 1/2 TFL; 4th on team w/ 58 stops, including 2 sacks; Career-high 10 tackles, with 4 for loss, vs. SMU
	35	Sammy Douglas	6-3	195	Fr.	2 of his 3 tackles came in SMU game; Ranked as No. 3 OLB in Texas and No. 28 in the nation last year at Arlington HS
SS	17	Sam Carter	6-1	215	Jr.	Has a team-high 4 Int. and 4 sacks; 7 1/2 TFL; Walter Camp National Def. POTW vs. SMU; Came to TCU at QB
	26	Derrick Kindred	5-10	210	So.	Has started at free safety and weak safety the last 2 games; 46 stops w/ 4 TFL, 2 Int., 4 PBUs and a FR; A HS tailback
FS	6	Elisha Olabode	5-11	193	Sr.	5th on TCU w/ 56 stops, including a career-high 10 (1 TFL) vs. LSU; 9 tackles vs. Texas; 3rd on team with 7 PBUs
	28	Geoff Hooker	5-10	186	Jr.	Former walk-on who has earned a scholarship; Career-high 5 stops and 1st interception vs. WVU; Started vs. SMU
WS	1	Chris Hackett	6-2	195	So.	Tied for TCU lead w/ 76 tackles; Career-high tying 11 stops 2 of last 3 games & 4 times overall; 3 Int., 3 FF, 1 FR, 4 PBUs
	21	Zach Jackson	6-0	200	RFr.	Redshirted last season; Helped lead Brookwood HS in Snellville, Ga., to the 2011 Class 5A state championship
CB	2	Jason Verrett	5-10	176	Sr.	All-American whose 36 passes defended since 2012 tops the nation; Has 12 PBUs, 2 Int., 3 1/2 TFL, 1 sack, 1 FF in 2013
	16	Keivon Gamble	5-10	180	Sr.	Totaled a career-high 3 tackles against Kansas; Forced a fumble vs. Texas; Made a start at Oklahoma State last season
CB	25	Kevin White	5-10	174	Jr.	Picks in 2 of the last 5 games to tie for second on TCU w/ 3; 2nd on team w/ 8 PBUs, including 4 vs. LSU; Has 3 FR
	11	Ranthy Texada	5-10	160	Fr.	Ranked by Scout.com last year as the No. 5 cornerback in Texas and No. 43 nationally at Frisco Centennial HS

## SPECIALISTS

PK	33	Jaden Oberkrom	6-3	187	So.	13-of-17 on FGs, including 12-of-13 inside 50; 56-yd FG at KSU was 1-yard shy of TCU record; Perfect on 74 career PATs
KO	33	Jaden Oberkrom	6-3	187	So.	Has 31 touchbacks on 53 kickoffs this season, including 4-of-6 at Kansas State
SN	50	James Power	6-3	235	Jr.	First year at TCU; Transfer from Marshall; 2 of last 3 TCU snappers (Jared Retkofsky, Clint Gresham) reached the NFL
P	37	Ethan Perry	6-4	230	So.	Has a 39.8 season avg; Opponents have just 15 returns; 27 of 74 season punts are inside the 20 with 31 fair caught
KR	23	B.J. Catalan	5-9	190	So.	His 100-yard KR for a TD versus LSU came on his first career return; Averaging 27.0 yards per attempt
	3	Brandon Carter	5-11	186	Jr.	Has 2 kickoff returns for 31 yards (15.5 average), including a season long 21-yard effort at Iowa State
PR	15	Cameron Echols-Luper	6-0	190	Fr.	Has an 11.0-yard average on 11 returns; 4 receptions on the season; His father, Curtis Luper, is TCU's WR coach
	3	Brandon Carter	5-11	186	Jr.	Averaging 10.8 yards on 10 returns; Had a punt return for a TD at Texas Tech called back because of a penalty

# 2013 TCU NUMERICAL ROSTER

No.	Name	Pos.	Ht.	Wt.	Cl.-Exp.	Hometown (High School)/Last
1	Chris Hackett	S	6-2	195	SO-1L	Tyler, Texas (John Tyler)
2	Jason Verrett	CB	5-10	176	SR-2L	Fairfield, Calif. (Rodriguez)/ Santa Rosa JC
2	Trevone Boykin	QB	6-2	215	SO-1L	Mesquite, Texas (West Mesquite)
3	Brandon Carter	WR	5-11	186	JR-2L	Eules, Texas (Trinity)
4	Casey Pachall	QB	6-5	230	SR-3L	Brownwood, Texas (Brownwood)
6	Elisha Olabode	S	5-11	193	SR-3L	Cedar Hill, Texas (Cedar Hill)
7	George Baltimore	S	6-0	205	FR-HS	Mansfield, Texas (Mansfield)
7	Kolby Listenbee	WR	6-1	183	SO-1L	Arlington, Texas (Bowie)
9	Colten Christensen	TB	5-9	185	JR-TR	Rancho Santa Margarita, Calif. (Catholic)/Saddleback College
9	Josh Doctson	WR	6-4	190	SO-TR	Mansfield, Texas (Legacy)/Wyoming
10	Matt Brown	WR	6-1	190	JR-2L	Allen, Texas (Allen)
11	Zach Allen	QB	6-3	194	FR-HS	Temple, Texas (Temple)
11	Ranthonny Texada	CB	5-10	160	FR-HS	Frisco, Texas (Centennial)
12	Kolby Griffin	S	6-0	200	SO-SQ	Houston, Texas (St. Plus X)
12	Tyler Matthews	QB	6-4	220	FR-RS	Wichita, Kan. (McPherson)
13	Ty Slanina	WR	6-0	193	FR-HS	East Bernard, Texas (East Bernard)
14	David Porter	WR	6-0	197	JR-2L	DeSoto, Texas (DeSoto)
15	Cameron Echols-Luper	WR	6-0	190	FR-HS	Auburn, Ala. (Auburn)
15	Steve Wesley	S	6-0	175	FR-HS	Arlington, Texas (Bowie)
16	Jermaine Antoine	S	5-11	195	FR-HS	Loreauville, La. (Loreauville)
16	Keivon Gamble	CB	5-10	180	SR-1L	Dallas, Texas (Lincoln)/Trinity Valley CC
17	Sam Carter	S	6-1	215	JR-2L	Alief, Texas (Hastings)
17	Scott Kujak	TE	6-4	235	SO-TR	New Port Richey, Fla. (Ridgewood)/ Eastern Illinois
18	Tanner Campbell	S	6-2	200	SR-SQ	Houston, Texas (Mayde Creek)
19	Cyd Calvin	CB	6-1	175	FR-HS	Frisco, Texas (Centennial)
20	Deante' Gray	WR	5-10	175	SO-1L	Houston, Texas (Westside)
21	Kyle Hicks	TB	5-10	190	FR-HS	Arlington, Texas (Martin)
21	Zach Jackson	S	6-0	200	FR-RS	Snellville, Ga. (Brookwood)
22	Aaron Green	TB	5-11	200	SO-TR	San Antonio, Texas (Madison)/ Nebraska
23	B.J. Catalan	TB	5-9	190	SO-1L	Houston, Texas (Westside)
23	Trent Thomas	S	5-11	190	SR-3L	Brenham, Texas (Brenham)
24	Ryan DeNucci	PK	5-10	195	JR-1L	Austin, Texas (L.C. Anderson)
24	Trevorris Johnson	TB	5-11	205	FR-HS	Houston, Texas (Alief Taylor)
25	Michael Downing	S	5-11	175	FR-HS	Alpharetta, Ga. (Alpharetta)
25	Kevin White	CB	5-10	174	JR-2L	Round Rock, Texas (Stony Point)
26	Derrick Kindred	S	5-10	210	SO-1L	San Antonio, Texas (Wagner)
27	Travoskey Garrett	CB	6-1	190	SO-SQ	Lufkin, Texas (Lufkin)
28	Geoff Hooker	S	5-10	186	JR-2L	Sherman, Texas (Sherman)
29	Jordan Moore	TB	6-3	221	SO-1L	Atlanta, Ga. (Martin Luther King)
30	Denzel Johnson	S	6-2	205	FR-HS	Gainesville, Texas (Gainesville)
31	Devin Killpatrick	WR	5-11	165	SO-RS	Pearland, Texas (Dawson)/Bacone
33	Jaden Oberkrom	PK	6-3	187	SO-1L	Arlington, Texas (Martin)
34	Preston Miller	WR	5-9	170	FR-RS	Dallas, Texas (Highland Park)
35	Sammy Douglas	LB	6-3	195	FR-HS	Arlington, Texas (Arlington)
35	Phil Taylor	WR	5-11	188	SO-RS	Lake Forest, Calif. (Orange Lutheran)
36	Rahmaan Patterson	WR	6-1	200	JR-SQ	St. Paul, Minn. (DeLaSalle)/Kansas
37	Mason Orradre	WR	6-1	192	SO-RS	San Luis Obispo, Calif. (San Luis Obispo)
37	Ethan Perry	P	6-4	230	SO-1L	Spring Branch, Texas (Smithson Valley)
40	Philip Armendarez	PK/P	6-0	195	JR-TR	Lubbock, Texas (Monterey)/ East Carolina
40	James McFarland	DE	6-3	248	SO-1L	West Monroe, La. (West Monroe)
41	Jonathan Anderson	LB	6-3	227	JR-2L	Corpus Christi, Texas (Carroll)
43	Cliff Murphy	TE	6-4	265	JR-1L	Little Elm, Texas (Little Elm)
44	Paul Whitmill	LB	5-11	220	FR-HS	Bastrop, Texas (Bastrop)
47	Paul Dawson	LB	6-2	230	JR-1L	Dallas, Texas (Skyline)/Trinity Valley CC
48	Blake Henningsen	LB	6-0	205	FR-HS	Houston, Texas (Episcopal)

No.	Name	Pos.	Ht.	Wt.	Cl.-Exp.	Hometown (High School)/Last
49	Stephen Bryant	TE	6-5	240	JR-1L	New Deal, Texas (New Deal)
50	James Power	SN	6-3	235	JR-TR	Myrtle Beach, S.C. (Myrtle Beach)/ Marshall
51	Eason Fromayan	OT	6-5	280	FR-HS	Alpharetta, Ga. (Milton)
52	Bryson Henderson	DE	6-4	245	FR-HS	Mansfield, Texas (Summit)
54	Marcus Mallet	LB	6-1	227	JR-2L	Cleveland, Texas (Cleveland)
55	Joey Hunt	C	6-3	295	SO-1L	El Campo, Texas (El Campo)
56	James Dunbar	OT	6-6	315	SR-2L	New Boston, Texas (Maud)
57	Davion Pierson	DT	6-2	305	SO-1L	Oklahoma City, Okla. (Millwood)
58	Patrick Morris	C/OG	6-3	288	FR-HS	Denton, Texas (Guyer)
59	Russell Williams	DE	6-4	265	JR-SQ	Eastland, Texas (Eastland)
61	Rich Morgan	C	6-3	309	SR-SQ	Burlington, Ky. (Conner)/Thomas More
63	Garrett Altman	C	6-4	272	FR-HS	Brenham, Texas (Brenham)
64	Matt Pryor	OT	6-7	350	FR-HS	Long Beach, Calif. (Lakewood)
65	Brady Foltz	OG	6-4	325	SO-1L	Rose Hill, Kan. (Rose Hill)
68	Joseph Noteboom	OT	6-5	295	FR-HS	Plano, Texas (Plano)
69	Aviante Collins	OT	6-6	285	SO-1L	Houston, Texas (Willowridge)
70	Lloyd Tunstall	OG	6-4	305	JR-TR	Santa Clarita, Calif. (Heritage Christian)/ College of the Canyons
72	Bobby Thompson	OT	6-6	310	SO-SQ	Midland, Texas (Midland Christian)
73	Eric Tausch	OG	6-3	300	SR-2L	Plano, Texas (Jesuit College Prep)
74	Halapoulivaati Vaitai	OT	6-6	308	SO-1L	Haltom, Texas (Haltom)
75	John Wooldrige	OG/C	6-5	310	SR-2L	Houston, Texas (Episcopal)
76	Chad Childs	OG	6-5	300	FR-RS	La Grange, Texas (La Grange)
77	Jamelle Naff	OG	6-4	325	SO-SQ	Del City, Okla. (Del City)
79	Adam Bateman	OL	6-3	310	SO-RS	Houston, Texas (Memorial)
80	Buck Jones	TE	6-4	240	FR-RS	Matthews, N.C. (Weddington)
81	Ja'Juan Story	WR	6-4	208	SO-TR	Brooksville, Fla. (North Coast Technical)/Florida
82	Charlie Reid	TE	6-4	255	FR-HS	Fort Worth, Texas (All Saints Episcopal)
83	Eli Smith	WR	6-1	187	FR-HS	Richardson, Texas (Richardson)
84	Dominic Merka	TE	6-4	230	SO-1L	Crosby, Texas (Crosby)
85	LaDarius Brown	WR	6-4	220	SO-1L	Waxahachie, Texas (Waxahachie)
86	Bryson Burnnett	TE	6-5	237	FR-HS	Springtown, Texas (Springtown)
87	Griffin Gilbert	TE	6-5	220	SO-1L	Austin, Texas (Lake Travis HS)
90	Terrell Lathan	DT	6-5	280	SO-1L	Chatham, La. (West Monroe)
91	Matt Anderson	DE	6-3	250	JR-1L	Vanderbilt, Texas (Industrial)
93	Michael Mosharrafa	DE	6-3	210	FR-RS	Phoenix, Ariz. (Brophy College Prep)
93	Mike Tuava	DE	6-3	253	SO-TR	Rohnert Park, Calif. (Rancho Cotate)/ Santa Rosa JC
94	Josh Carraway	DE	6-4	240	SO-1L	Flower Mound, Texas (Marcus)
95	Devonte Fields	DE	6-4	240	SO-1L	Fort Worth, Texas (Arlington Martin)
96	Chucky Hunter	DT	6-1	300	JR-2L	West Monroe, La. (West Monroe)
97	Jon Koontz	DE	6-2	265	SR-2L	Aledo, Texas (Aledo)
98	Jon Lewis	DT	6-2	290	JR-2L	Spring, Texas (Klein Oak)
99	Tevin Lawson	DT	6-4	280	FR-HS	Denham Springs, La. (Denham Springs)

# THE LAST TIME...

## TEAM SCORED 60 OR MORE:

- ▶ TCU: 2011, 69 vs. New Mexico (W, 69-0)
- ▶ Opp.: 2004, 70 - Texas Tech (L, 35-70)

## TEAM SCORED 50 OR MORE:

- ▶ TCU: 2012, 53 vs. Texas Tech (L, 53-56, 3 OT)
- ▶ Opp.: 2012, 56 - Texas Tech (L, 53-56, 3 OT)

## TEAM SCORED DOUBLE DIGITS EACH QUARTER:

- ▶ TCU: 2011, vs. New Mexico (W, 69-0)
- ▶ Opp.: N/A

## TEAM DID NOT SCORE A TOUCHDOWN:

- ▶ TCU: 1991, at Texas (L, 0-32)
- ▶ Opp.: 2012 - Kansas (W, 20-6)

## TEAM HAD 600 OR MORE YARDS TOTAL OFFENSE:

- ▶ TCU: 2011, 617 at Wyoming (W, 31-20)
- ▶ Opp.: 2005, 614 - BYU (W, 51-50)

## TEAM HAD 500 YARDS TOTAL OFFENSE:

- ▶ TCU: 2012, 516 vs. Texas Tech (L, 53-56, 3 OT)
- ▶ Opp.: 2011, 564 - Baylor (L, 48-50)

## TEAM HAD 400 YARDS TOTAL OFFENSE:

- ▶ TCU: 2013, 454 vs. West Virginia (L, 27-30, OT)
- ▶ Opp.: 2013, 411 - Kansas State (L, 31-33)

## TEAM HAD 200 OR FEWER YARDS TOTAL OFFENSE:

- ▶ TCU: 2012, 156 at SMU (W, 24-16)
- ▶ Opp.: 2013, 198 - Kansas (W, 27-17)

## TEAM PASSED FOR 500 OR MORE YARDS:

- ▶ TCU: 1990, 690 at Houston (L, 35-56)
- ▶ Opp.: 2005, 517 - BYU (W, 51-50)

## TEAM PASSED FOR 400 YARDS:

- ▶ TCU: 2011, 473 at Boise State (W, 36-35)
- ▶ Opp.: 2011, 414 - Baylor (L, 48-50)

## TEAM PASSED FOR 300 YARDS:

- ▶ TCU: 2013, 394 vs. West Virginia (L, 27-30, OT)
- ▶ Opp.: 2013, 320 - Oklahoma State (L, 10-24)

## TEAM PASSED FOR FEWER THAN 100 YARDS:

- ▶ TCU: 2012, 82 at Texas (W, 20-13)
- ▶ Opp.: 2012, 26 - Grambling State (W, 56-0)

## TEAM COMPLETED 10 OR FEWER PASSES:

- ▶ TCU: 2012, 7 at Texas (W, 20-13)
- ▶ Opp.: 2013, 9 - Texas (L, 7-30)

## TEAM HAD NO PASSING TOUCHDOWNS:

- ▶ TCU: 2013, at Iowa State (W, 21-17)
- ▶ Opp.: 2013, Iowa State (W, 21-17)

## TEAM RUSHED FOR 300 YARDS OR MORE:

- ▶ TCU: 2011, 390 at Wyoming (W, 31-20)
- ▶ Opp.: 1999, 350 - Rice (L, 21-42)

## TEAM RUSHED FOR 200 YARDS:

- ▶ TCU: 2013, 207 vs. Kansas (W, 27-17)
- ▶ Opp.: 2013, 203 - Oklahoma (L, 17-20)

## TEAM RUSHED FOR 100 YARDS OR FEWER:

- ▶ TCU: 2013, 99 at Kansas State (L, 31-33)
- ▶ Opp.: 2013, 95 - Oklahoma State (L, 10-24)

## TEAM HAD 60 OR MORE RUSHING ATTEMPTS:

- ▶ TCU: 2008, 71 vs. San Diego State (W, 41-7)
- ▶ Opp.: 1999, 62 - Rice (L, 21-42)

## TEAM HAD 50 RUSHING ATTEMPTS:

- ▶ TCU: 2012, 57 at Baylor (W, 49-21)
- ▶ Opp.: 2013, 52 - Texas (L, 7-30)

## TEAM HAD 4 OR MORE RUSHING TDS IN GAME:

- ▶ TCU: 2011, 4 at Wyoming (W, 31-20)
- ▶ Opp.: 2011, 414 - Baylor (L, 48-50)

## TEAM HAD 30 OR MORE FIRST DOWNS:

- ▶ TCU: 2013, 30 vs. West Virginia (L, 27-30, OT)
- ▶ Opp.: 2005, 33 - BYU (W, 51-50 OT)

## TEAM HAD NO TURNOVERS:

- ▶ TCU: 2013, 0 at Oklahoma (L, 17-20)
- ▶ Opp.: 2012, 0 - Michigan State (L, 16-17)

## TEAM LOST 4 OR MORE FUMBLES:

- ▶ TCU: 2012, 4 at Kansas (W, 20-6)
- ▶ Opp.: 2010, 4 - Tennessee Tech (W, 62-7)

## TEAM HAD 5 OR MORE FUMBLES:

- ▶ TCU: 2008, 5 at Colorado State (W, 13-7)
- ▶ Opp.: 2013, 5 - Iowa State (W, 21-17)

## PLAYER HAD 600 YARDS PASSING OR MORE:

- ▶ TCU: 1990, 690 Matt Vogler vs. Houston (L, 35-56)
- ▶ Opp.: N/A

## PLAYER HAD 500 YARDS PASSING:

- ▶ TCU: 1990, 690 Matt Vogler vs. Houston (L, 35-56)
- ▶ Opp.: 2005, 517 John Beck - BYU (W, 51-50 OT)

## PLAYER HAD 400 YARDS PASSING:

- ▶ TCU: 2011, 473 Casey Pachall at Boise State (W, 36-35)
- ▶ Opp.: 2008, 411 Sam Bradford - Oklahoma, (L, 10-35)

## PLAYER HAD 30 OR MORE COMPLETIONS:

- ▶ TCU: 2013, 40 Casey Pachall vs. West Virginia (L, 27-30, OT)
- ▶ Opp.: 2012, 32 Geno Smith - West Virginia (W, 39-38, 2 OT)

## PLAYER HAD 25 OR MORE COMPLETIONS:

- ▶ TCU: 2013, 40 Casey Pachall vs. West Virginia (L, 27-30, OT)
- ▶ Opp.: 2013, 25 Clint Trickett - West Virginia (L, 27-30, OT)

## PLAYER ATTEMPTED 50 OR MORE PASSES:

- ▶ TCU: 2013, 58 Casey Pachall vs. West Virginia (L, 27-30, OT)
- ▶ Opp.: 2012, 54 Geno Smith - West Virginia (W, 39-38, 2 OT)

## PLAYER HAD 4 OR MORE PASSING TOUCHDOWNS:

- ▶ TCU: 2012, 4 Trevone Boykin vs. Texas Tech (L, 53-56, 3 OT)
- ▶ Opp.: 2012, 7 Seth Doege - Texas Tech (L, 53-56, 3 OT)

## PLAYER HAD 150 OR MORE RECEIVING YARDS:

- ▶ TCU: 2012, 180 Josh Boyce at West Virginia (W, 39-38, 2 OT)
- ▶ Opp.: 2013, 159 Jeremy Johnson - SMU (W, 48-17)

## PLAYER HAD 10 RECEPTIONS OR MORE:

- ▶ TCU: 2013, 11 Trevone Boykin vs. West Virginia (L, 27-30, OT)
- ▶ Opp.: 2013, 10 Josh Stewart - Oklahoma State (L, 10-24)

## PLAYER HAD 3 OR MORE RECEIVING TOUCHDOWNS:

- ▶ TCU: 2011, 3 Josh Boyce at Boise State (W, 36-35)
- ▶ Opp.: 2012, 3 Eric Ward - Texas Tech (L, 53-56, 3 OT)

## PLAYER HAD RECEIVING TOUCHDOWN 50-69 YARDS:

- ▶ TCU: 2013, 51 David Porter at Kansas State (L, 31-33)
- ▶ Opp.: 2013, 65 Marcus Johnson - Texas (L, 7-30)

## PLAYER HAD RECEIVING TOUCHDOWN 70 YARDS OR MORE:

- ▶ TCU: 2013, 75 David Porter vs. Kansas (W, 27-17)
- ▶ Opp.: 2013, 79 Tramaine Thompson - Kansas State (L, 31-33)

# THE LAST TIME...

## PLAYER HAD 30 OR MORE CARRIES:

- ▶ TCU: 2007, 33 Joseph Turner at San Diego State (W, 45-33)
- ▶ Opp.: 2012, 32 Le'Veon Bell - Michigan State (L, 16-17)

## PLAYER HAD 20 CARRIES:

- ▶ TCU: 2013, 20 Trevone Boykin at Texas Tech (L, 10-20)
- ▶ Opp.: 2013, 24 Charles Sims - West Virginia (L, 27-30, OT)

## PLAYER WITH 100 YARDS RUSHING:

- ▶ TCU: 2013, 101 Trevone Boykin at Texas Tech (L, 10-20)
- ▶ Opp.: 2013, 109 Daniel Sams - Kansas State (L, 31-33)

## TEAM WITH TWO 100-YARD RUSHERS:

- ▶ TCU: 2011, Waymon James (181) & Ed Wesley (120) at Wyoming (W, 31-20)
- ▶ Opp.: 2007, Devin Moore (135) & Wynel Seldon (100) - Wyoming (L, 21-24)

## PLAYER WITH 4 RUSHING TDS OR MORE:

- ▶ TCU: 2007, 4 Joseph Turner at San Diego State (W, 45-33)
- ▶ Opp.: 1986, 4 Roger Vick - Texas A&M (L, 10-74)

## PLAYER WITH 3 RUSHING TOUCHDOWNS:

- ▶ TCU: 2013, 3 Trevone Boykin at Iowa State (W, 21-17)
- ▶ Opp.: 2004, Andre Hall - South Florida (L, 45-55)

## PLAYER HAD RUSHING TOUCHDOWN 50-69 YARDS:

- ▶ TCU: 2011, 65 Waymon James vs. Portland State (W, 55-13)
- ▶ Opp.: 2013, 52 Terrence Magee - LSU (L, 27-37)

## PLAYER WITH RUSHING TOUCHDOWN 70 YARDS OR MORE:

- ▶ TCU: 2008, 78 Marcus Jackson at SMU (W, 48-7)
- ▶ Opp.: 2013, 76 Brennan Clay - Oklahoma (L, 17-20)

## DEFENSE WITH 3 OR MORE INTERCEPTIONS:

- ▶ TCU: 2013, 3 at Oklahoma State (L, 10-24)
- ▶ Opp.: 2013, 3 - Oklahoma State (L, 10-24)

## DEFENSE RECORDED A SAFETY:

- ▶ TCU: 2010 vs. Oregon State (W, 30-12)
- ▶ Opp.: 2007 at Stanford (W, 38-36)

## PLAYER RECORDED 15 OR MORE TACKLES:

- ▶ TCU: 2013, 17 Paul Dawson vs. Kansas (W, 27-17)
- ▶ Opp.: 2010, 18 Chaz Walker - Utah (W, 47-7)

## PLAYER RECORDED 3 OR MORE SACKS:

- ▶ TCU: 2012, 3 Devonte Fields vs. Grambling State (W, 56-0)
- ▶ Opp.: 2005, 3.5 Jason Berryman - Iowa State (W, 27-24)

## PLAYER RETURNED INTERCEPTION FOR TOUCHDOWN:

- ▶ TCU: 2013, Sam Carter vs. SMU (W, 48-17)
- ▶ Opp.: 2013, JaCorey Shepherd - Kansas (W, 27-17)

## PLAYER HAD 2 OR MORE INTERCEPTIONS:

- ▶ TCU: 2013, Sam Carter vs. SMU (W, 48-17)
- ▶ Opp.: 2009, 2 Brandon Thompson - Boise State (L, 10-17)

## PLAYER RETURNED FUMBLE FOR TOUCHDOWN:

- ▶ TCU: 2012, Dominic Merka at West Virginia (W, 39-38, 2 OT)
- ▶ Opp.: 2011, Tyrone Crawford - Boise State (W, 36-35)

## TEAM KICKOFF RETURN YARDAGE 150 OR MORE:

- ▶ TCU: 2013, 5-169 vs. LSU (L, 27-37)
- ▶ Opp.: 2011, 9-195 - UNLV (W, 56-9)

## PLAYER RETURNED KICKOFF FOR TOUCHDOWN:

- ▶ TCU: 2013, LaDarius Brown (45 yards) vs. SMU (W, 48-17)
- ▶ Opp.: 2013, DeVondrick Nealy (98 yards) - Iowa State (W, 21-17)

## PLAYER HAD 15 OR MORE KICKING POINTS:

- ▶ TCU: 2012, 23 Jaden Oberkrom vs. Texas Tech (L, 53-56, 3 OT)
- ▶ Opp.: 2013, 15 Jack Cantele - Kansas State (L, 31-33)

## FIELD GOAL 50 OR MORE YARDS:

- ▶ TCU: 2013, Jaden Oberkrom (56 yards) vs. Kansas State (L, 31-33)
- ▶ Opp.: 2012, Tyler Bitancourt (52 yards) - West Virginia (W, 39-38, 2 OT)

## PLAYER BLOCKED A FIELD GOAL:

- ▶ TCU: 2012, Jason Verrett at West Virginia (W, 39-38, 2 OT)
- ▶ Opp.: 2009, Margus Hunt - SMU (W, 39-14)

## PLAYER CONVERTED 4 OR MORE FIELD GOALS:

- ▶ TCU: 2012, 6 Jaden Oberkrom vs. Texas Tech (L, 53-56, 3 OT)
- ▶ Opp.: 2013, 4 Jack Cantele - Kansas State (L, 31-33)

## TEAM SCORED A TWO-POINT CONVERSION:

- ▶ TCU: 2012, at West Virginia (W, 39-38, 2 OT)
- ▶ Opp.: 2011, BYU (W, 38-28)

## PLAYER RETURNED PUNT FOR A TOUCHDOWN:

- ▶ TCU: 2012, Deante' Gray (70 yards) vs. Grambling State (W, 56-0)
- ▶ Opp.: 2013, Josh Stewart (95 yards) - Oklahoma State (L, 10-24)

## PLAYER BLOCKED A PUNT:

- ▶ TCU: 2011, Greg Burks vs. BYU (W, 38-28)
- ▶ Opp.: 2013, Jackson Mitchell - SMU (W, 48-17)

## PLAYER RETURNED BLOCKED PUNT FOR TOUCHDOWN:

- ▶ TCU: 2011, Antonio Graves (0 yards) vs. New Mexico (W, 69-0)
- ▶ Opp.: 2008, Richard Sherman (21 yards) - Stanford (W, 31-14)

## PLAYER HAD A PUNT OF 60 OR MORE YARDS:

- ▶ TCU: 2012, Ethan Perry (64 yards) vs. Oklahoma (L, 17-24)
- ▶ Opp.: 2012, Tress Way (75 yards) - Oklahoma (L, 16-17)

## TEAM DID NOT PUNT ENTIRE GAME:

- ▶ TCU: 2010, vs. Air Force (W, 38-7)
- ▶ Opp.: 1980 - Houston (L, 5-37)

## TEAM WAS AHEAD AT HALFTIME AND LOST:

- ▶ TCU: 2013, vs. West Virginia (L, 27-30, OT)
- ▶ Opp.: 2013 - SMU (W, 48-17)

## TEAM WAS SHUTOUT IN FIRST HALF:

- ▶ TCU: 2013, at Oklahoma State (L, 10-24)
- ▶ Opp.: 2012 - Michigan State (L, 16-17)

## TEAM WAS SHUTOUT IN SECOND HALF:

- ▶ TCU: 2013, vs. Texas (L, 7-30)
- ▶ Opp.: 2012 - Kansas (W, 20-6)

## TEAM WAS SHUTOUT FOR ENTIRE GAME:

- ▶ TCU: 1991, at Texas (L, 0-32)
- ▶ Opp.: 2012 - Grambling State (W, 56-0)

## TEAM COMMITTED 10 OR MORE PENALTIES:

- ▶ TCU: 2013, 13 at Texas Tech (L, 10-20)
- ▶ Opp.: 2012, 10 - SMU (W, 24-16)

## TEAM HAD 100 OR MORE PENALTY YARDS:

- ▶ TCU: 2013, 13-115 at Texas Tech (L, 10-20)
- ▶ Opp.: 2011, 11-116 - Baylor (L, 48-50)

## TEAM HAD ONE OR FEWER PENALTIES:

- ▶ TCU: 2011, 0 vs. UNLV (W, 56-9)
- ▶ Opp.: 2012, 1 - Kansas State (L, 10-23)

## FROG BIO UPDATES

### #41 - JONATHAN ANDERSON - LB 2013 GAME-BY-GAME

Opponent	UT-AT-TT	TFL	QBS	INT	PBU	FR	FF
LSU	3-2-5	0.0-0	0.0-0	0	0	0	0
Southeastern La.	5-2-7	1.0-1	0.0-0	0	1	0	1
Texas Tech	5-0-5	0.0-0	0.0-0	0	0	0	1
SMU	3-1-4	0.0-0	0.0-0	0	0	1	0
Oklahoma	3-5-8	0.5-1	0.0-0	0	0	0	0
Kansas	1-2-3	0.5-4	0.5-4	0	0	0	0
Oklahoma State	0-1-1	0.0-0	0.0-0	0	0	0	0
Texas	2-6-8	0.5-1	0.0-0	0	0	0	0
West Virginia	5-9-14	2.0-12	1.0-10	0	0	0	0
Iowa State	0-1-1	0.0-0	0.0-0	0	0	0	0
Kansas State	5-1-6	0.0-0	0.0-0	0	0	0	0

#### CAREER STATS

Year	GP/S	UT-AT-TT	TFL	QBS	INT	PBU	FR	FF
2011	13/1	35-14-49	1.0-3	0.0-0	1	1	1	1
2012	13/3	18-10-28	0.0-0	0.0-0	0	0	1	0
2013	11/9	32-30-62	4.5-19	1.5-14	0	1	1	2
<b>Totals</b>	<b>37/13</b>	<b>85-54-139</b>	<b>5.5-22</b>	<b>1.5-14</b>	<b>1</b>	<b>2</b>	<b>3</b>	<b>3</b>

#### SINGLE-GAME CAREER HIGHS

Total Tackles: 17 vs. BYU in 2011  
Solo Tackles: 11 vs. BYU in 2011  
Tackles for Loss: 2.0 vs. West Virginia in 2013  
Sacks: 1.0 vs. West Virginia in 2013  
Interceptions: 1 vs. BYU in 2011  
Pass Breakups: 1, 2x; last vs. LSU in 2013  
Fumbles Recovered: 1, 3x, last vs. SMU in 2013  
Forced Fumbles: 1, 2x; last at Texas Tech in 2013

### #91 - MATT ANDERSON - DE 2013 GAME-BY-GAME

Opponent	UT-AT-TT	TFL	QBS	INT	PBU	FR	FF
LSU	2-2-4	1.0-1	0.0-0	0	0	0	0
Southeastern La.	3-0-3	0.0-0	0.0-0	0	0	0	0
Texas Tech	4-0-4	2.0-10	1.0-9	0	0	0	0
SMU	0-0-0	0.0-0	0.0-0	1	0	0	0
Oklahoma	DNP						
Kansas	DNP						
Oklahoma State	DNP						
Texas	DNP						
West Virginia	DNP						
Iowa State	DNP						
Kansas State	DNP						

#### CAREER STATS

Year	GP/S	UT-AT-TT	TFL	QBS	INT	PBU	FR	FF
2010	8/0	3-1-4	1.0-5	0.0-0	0	0	0	1
2011	Redshirted							
2012	0/0	0-0-0	0.0-0	0.0-0	0	0	0	0
2013	4/3	9-2-11	3.0-11	1.0-9	1	0	0	0
<b>Totals</b>	<b>12/3</b>	<b>12-3-15</b>	<b>4.0-16</b>	<b>1.0-9</b>	<b>1</b>	<b>0</b>	<b>0</b>	<b>1</b>

#### SINGLE-GAME CAREER HIGHS

Total Tackles: 4, 2x; last at Texas Tech in 2013  
Solo Tackles: 4, at Texas Tech in 2013  
Tackles for Loss: 2.0, at Texas Tech in 2013  
Sacks: 1.0, at Texas Tech in 2013  
Interceptions: 1 vs. SMU in 2013  
Forced Fumbles: 1 vs. Tennessee Tech in 2010

### #2 - TREVONE BOYKIN - QB 2013 GAME-BY-GAME

Opponent	C-A-I	Pct	Yds	TD	Long
LSU	6-12-0	50.0	70	0	35
Southeastern La.	9-13-0	69.2	133	2	31
Texas Tech	23-36-2	63.9	194	0	22
SMU	15-26-0	57.7	228	2	56
Oklahoma	16-26-0	61.5	166	0	45
Kansas	14-22-2	63.6	173	1	75
Oklahoma State	17-35-3	48.6	188	0	69
Texas	3-4-0	75.0	24	0	12
West Virginia	0-0-0	0.0	0	0	0
Iowa State	0-0-0	0.0	0	0	0
Kansas State	1-1-0	1.000	1	1	1

#### Rushing

Opponent	Att	Yds	Avg	TD	Long
LSU	10	13	1.3	0	9
Southeastern La.	5	35	7.0	0	16
Texas Tech	20	101	5.1	0	30
SMU	12	9	0.8	0	10
Oklahoma	12	18	1.5	2	12
Kansas	12	71	5.9	1	25
Oklahoma State	15	46	3.1	0	16
Texas	2	-22	-11.0	0	0
West Virginia	4	3	0.8	0	3
Iowa State	5	29	5.8	3	18
Kansas State	5	17	3.4	1	7

Opponent	Rec	Yds	Avg	TD	Long
LSU	0	0	0.0	0	0
Southeastern La.	3	25	8.3	0	14
Texas Tech	0	0	0.0	0	0
SMU	0	0	0.0	0	0
Oklahoma	0	0	0.0	0	0
Kansas	0	0	0.0	0	0
Oklahoma State	1	11	11.0	0	11
Texas	1	5	5.0	0	5
West Virginia	11	100	9.1	0	22
Iowa State	4	24	6.0	0	10
Kansas State	4	25	6.3	0	8

#### CAREER STATS

Year	GP/S	C-A-I	Pct	Yds	TD	Long
2012	12/9	167-292-10	57.2	2,054	15	94
2013	11/7	104-175-7	59.4	1,177	6	75
<b>Totals</b>	<b>23/16</b>	<b>271-467-17</b>	<b>58.0</b>	<b>3,231</b>	<b>21</b>	<b>94</b>

#### Rushing

Year	GP/S	Att	Yds	Avg	TD	Long
2012	12/9	127	417	3.3	3	42
2013	11/7	102	320	3.1	7	30
<b>Totals</b>	<b>23/16</b>	<b>229</b>	<b>737</b>	<b>3.2</b>	<b>10</b>	<b>42</b>

#### Receiving

Year	GP/S	Rec	Yds	Avg	TD	Long
2012	12/9	0	0	0.0	0	0
2013	11/7	24	190	7.9	0	22
<b>Totals</b>	<b>23/16</b>	<b>24</b>	<b>190</b>	<b>7.9</b>	<b>0</b>	<b>22</b>

#### SINGLE-GAME CAREER HIGHS

Passing Attempts: 44 vs. Texas Tech in 2012  
Passing Completions: 26 vs. Texas Tech in 2012  
Passing Yards: 332 vs. Texas Tech in 2012  
Passing Touchdowns: 4, 2x; last vs. Texas Tech in 2012  
Long Completion: 94 yards at West Virginia in 2012  
Rushing Attempts: 20 at Texas Tech in 2013  
Rushing Yards: 101 at Texas Tech in 2013  
Long Run: 42 yards vs. Virginia in 2012  
Rushing Touchdowns: 3 at Iowa State in 2013  
Receptions: 11 vs. West Virginia in 2013  
Receiving Yards: 100 vs. West Virginia in 2013  
Long Reception: 22 vs. West Virginia in 2013

### #85 - LaDARIUS BROWN - WR 2013 GAME-BY-GAME

Opponent	Rec	Yds	Avg	TD	Long
LSU	0	0	0.0	0	0
Southeastern La.	2	10	5.0	0	6
Texas Tech	3	29	9.7	0	13
SMU	2	25	12.5	0	19
Oklahoma	0	0	0.0	0	0
Kansas	3	17	5.7	0	7
Oklahoma State	6	48	8.0	0	18
Texas	7	87	12.4	1	38
West Virginia	5	42	8.4	0	14
Iowa State	4	64	16.0	0	46
Kansas State	3	50	16.7	0	31

#### Kick Returns

Opponent	Att	Yds	Avg	TD	Long
LSU	0	0	0.0	0	0
Southeastern La.	0	0	0.0	0	0
Texas Tech	0	0	0.0	0	0
SMU	1	45	45.0	1	45
Oklahoma	0	0	0.0	0	0
Kansas	0	0	0.0	0	0
Oklahoma State	0	0	0.0	0	0
Texas	0	0	0.0	0	0
West Virginia	0	0	0.0	0	0
Iowa State	0	0	0.0	0	0
Kansas State	0	0	0.0	0	0

#### CAREER STATS

Year	GP/S	Rec	Yds	Avg	TD	Long
2012	13/7	27	385	14.3	5	60
2013	11/10	35	372	10.6	1	46
<b>Totals</b>	<b>24/17</b>	<b>62</b>	<b>757</b>	<b>12.2</b>	<b>6</b>	<b>60</b>

#### SINGLE-GAME CAREER HIGHS

Receptions: 7, 2x; last vs. Texas in 2013  
Receiving Yards: 87 vs. Texas in 2013  
Receiving Touchdowns: 1, 6x; last vs. Texas in 2013  
Long Reception: 60 vs. Texas Tech in 2012

### #10 - MATT BROWN - WR 2013 GAME-BY-GAME

Opponent	Rec	Yds	Avg	TD	Long
LSU	0	0	0.0	0	0
Southeastern La.	0	0	0.0	0	0
Texas Tech	0	0	0.0	0	0
SMU	0	0	0.0	0	0
Oklahoma	0	0	0.0	0	0
Kansas	0	0	0.0	0	0
Oklahoma State	0	0	0.0	0	0
Texas	0	0	0.0	0	0
West Virginia	0	0	0.0	0	0
Iowa State	0	0	0.0	0	0
Kansas State	0	0	0.0	0	0

#### CAREER STATS

Year	GP/S	Rec	Yds	Avg	TD	Long
2011	9/0	0	0	0.0	0	0
2012	6/0	0	0	0.0	0	0
2013	11/0	0	0	0.0	0	0
<b>Totals</b>	<b>26/0</b>	<b>0</b>	<b>0</b>	<b>0.0</b>	<b>0</b>	<b>0</b>

#### Rushing

Year	GP/S	Att	Yds	Avg	TD	Long
2011	9/0	24	118	4.9	6	10
2012	6/0	6	13	2.2	0	9
2013	11/0	0	0	0.0	0	0
<b>Totals</b>	<b>26/0</b>	<b>30</b>	<b>131</b>	<b>4.4</b>	<b>6</b>	<b>10</b>

#### Passing

Year	GP/S	C-A-I	Pct	Yds	TD	Long
2011	9/0	3-5-0	60.0	90	0	54
2012	6/0	4-7-1	57.1	52	0	22
2013	11/0	0-0-0	0.0	0	0	0
<b>Totals</b>	<b>26/0</b>	<b>7-12-1</b>	<b>58.3</b>	<b>142</b>	<b>0</b>	<b>54</b>

#### SINGLE-GAME CAREER HIGHS

Passing Attempts: 4, 2x; last at Oklahoma State in 2012  
Passing Completions: 3 at Oklahoma State in 2012  
Passing Yards: 76 vs. New Mexico in 2011  
Long Completion: 54 yards vs. New Mexico in 2011  
Rushing Attempts: 9 vs. New Mexico in 2011  
Rushing Yards: 52 vs. New Mexico in 2011  
Rushing Touchdowns: 2, 2x; last vs. BYU in 2011

### #49 - STEPHEN BRYANT - TE 2013 GAME-BY-GAME

Opponent	Rec	Yds	Avg	TD	Long
LSU	0	0	0.0	0	0
Southeastern La.	0	0	0.0	0	0
Texas Tech	0	0	0.0	0	0
SMU	0	0	0.0	0	0
Oklahoma	0	0	0.0	0	0
Kansas	0	0	0.0	0	0
Oklahoma State	1	3	3.0	0	3
Texas	0	0	0.0	0	0
West Virginia	0	0	0.		

## FROG BIO UPDATES

### Kick Returns

Opponent	Att	Yds	Avg	TD	Long
LSU	1	10	10.0	0	12
Southeastern La.	0	0	0.0	0	0
Texas Tech	0	0	0.0	0	0
SMU	0	0	0.0	0	0
Oklahoma	0	0	0.0	0	0
Kansas	0	0	0.0	0	0
Oklahoma State	0	0	0.0	0	0
Texas	0	0	0.0	0	0
West Virginia	DNP				
Iowa State	1	21	21.0	0	21
Kansas State	0	1	1.0	0	6

### Punt Returns

Opponent	Att	Yds	Avg	TD	Long
LSU	0	0	0.0	0	0
Southeastern La.	1	22	22.0	0	22
Texas Tech	3	39	13.0	0	30
SMU	2	29	14.5	0	25
Oklahoma	3	15	5.0	0	11
Kansas	1	3	3.0	0	3
Oklahoma State	0	0	0.0	0	0
Texas	0	0	0.0	0	0
West Virginia	DNP				
Iowa State	0	0	0.0	0	0
Kansas State	0	0	0.0	0	0

### CAREER STATS

Receiving						
Year	GP/S	Rec	Yds	Avg	TD	Long
2011	12/0	23	352	15.3	3	75
2012	12/5	36	590	16.4	6	80
2013	10/6	28	326	11.6	0	33
<b>Totals</b>	<b>34/11</b>	<b>87</b>	<b>1,268</b>	<b>14.6</b>	<b>9</b>	<b>80</b>

### Rushing

Year	GP/S	Att	Yds	Avg	TD	Long
2011	12/0	3	17	5.7	0	15
2012	12/5	4	10	2.5	0	14
2013	10/6	3	3	1.0	1	5
<b>Totals</b>	<b>34/11</b>	<b>10</b>	<b>30</b>	<b>3.0</b>	<b>1</b>	<b>15</b>

### Kick Returns

Year	GP/S	Att	Yds	Avg	TD	Long
2011	12/0	0	0	0.0	0	0
2012	12/5	7	176	25.1	0	63
2013	10/6	2	32	16.0	0	21
<b>Totals</b>	<b>34/11</b>	<b>9</b>	<b>208</b>	<b>23.1</b>	<b>0</b>	<b>63</b>

### Punt Returns

Year	GP/S	Att	Yds	Avg	TD	Long
2011	12/0	10	137	13.7	0	43
2012	12/5	2	5	2.5	0	5
2013	10/6	11	129	11.7	0	30
<b>Totals</b>	<b>34/11</b>	<b>23</b>	<b>271</b>	<b>11.8</b>	<b>0</b>	<b>43</b>

### SINGLE-GAME CAREER HIGHS

Receptions: 8 at Kansas in 2012  
 Receiving Yards: 141 at Kansas in 2012  
 Long Reception: 80 yards vs. Oklahoma in 2012  
 Receiving Touchdowns: 2, 2x; last at Kansas in 2012  
 Rushes: 2 at Texas in 2012  
 Rushing Yards: 15 vs. Louisiana Tech in 2011  
 Long Rush: 15 vs. Louisiana Tech in 2011  
 Punt Returns: 3, 4x; last at Oklahoma in 2013  
 Punt Return Yards: 44 vs. Portland State in 2011  
 Long Punt Return: 44 vs. Portland State in 2011  
 Kick Returns: 3 vs. Oklahoma in 2012  
 Kick Return Yards: 94 vs. SMU in 2012  
 Long Kick Return: 63 vs. SMU in 2012

### #17 - SAM CARTER - S

#### 2013 GAME-BY-GAME

##### Defense

Opponent	UT-AT-TT	TFL	QBS	INT	PBU	FR	FF
LSU	2-0-2	1.0-1	0.0-0	0	0	0	0
Southeastern La.	3-0-3	1.0-3	0.0-0	1	0	0	0
Texas Tech	3-1-4	0.0-0	0.0-0	0	0	0	0
SMU	3-2-5	1.5-7	1.0-7	2	0	0	1
Oklahoma	2-1-3	0.0-0	0.0-0	0	0	0	0
Kansas	1-0-1	1.0-9	1.0-9	0	1	0	0
Oklahoma State	2-1-3	0.0-0	0.0-0	0	0	0	0
Texas	1-6-7	0.0-0	0.0-0	0	0	0	0
West Virginia	3-2-5	1.0-9	1.0-9	0	1	0	0
Iowa State	2-2-4	1.0-4	1.0-4	0	0	0	0
Kansas State	4-0-4	1.0-1	0.0-0	1	0	0	0

### CAREER STATS

##### Defense

Year	GP/S	UT-AT-TT	TFL	QBS	INT	PBU	FR	FF
2011	11/1	3-5-8	0.0-0	0	1	0	0	0
2012	13/13	39-24-63	6.5-31	3.0-26	4	10	0	1
2013	11/11	26-15-41	7.5-34	4.0-29	4	2	0	1
<b>Totals</b>	<b>35/25</b>	<b>68-44-112</b>	<b>14.0-65</b>	<b>7.0-55</b>	<b>8</b>	<b>13</b>	<b>0</b>	<b>2</b>

### SINGLE-GAME CAREER HIGHS

Total Tackles: 10 at West Virginia in 2012  
 Solo Tackles: 7 at Baylor in 2012  
 Tackles for Loss: 2.0 at Baylor in 2012  
 Sacks: 2.0 at Baylor in 2012  
 Interceptions: 2 vs. SMU in 2013  
 Pass Breakups: 2, 2x; last at Texas in 2012  
 Forced Fumbles: 1, 2x; last vs. SMU in 2013

### #23 - B.J. CATALON - TB

#### 2013 GAME-BY-GAME

##### Rushing

Opponent	Att	Yds	Avg	TD	Long
LSU	8	52	6.5	1	26
Southeastern La.	11	59	5.4	1	17
Texas Tech	9	58	6.4	1	17
SMU	9	45	5.0	1	16
Oklahoma	8	8	1.0	0	4
Kansas	12	91	7.6	1	25
Oklahoma State	12	46	3.8	0	14
Texas	5	7	1.4	0	3
West Virginia	10	39	3.9	0	11
Iowa State	DNP				
Kansas State	12	71	5.9	1	15

##### Receiving

Opponent	Rec	Yds	Avg	TD	Long
LSU	3	22	7.3	0	11
Southeastern La.	0	0	0.0	0	0
Texas Tech	1	1	1.0	0	1
SMU	1	-1	-1.0	0	0
Oklahoma	1	21	21.0	0	21
Kansas	0	0	0.0	0	0
Oklahoma State	2	25	12.5	0	15
Texas	0	0	0.0	0	0
West Virginia	2	7	3.5	0	6
Iowa State	DNP				
Kansas State	0	0	0.0	0	0

### Kick Returns

Opponent	Att	Yds	Avg	TD	Long
LSU	4	159	39.8	1	100
Southeastern La.	1	34	34.0	0	34
Texas Tech	2	21	10.5	0	13
SMU	2	55	27.5	0	30
Oklahoma	1	18	18.0	0	18
Kansas	1	31	31.0	0	31
Oklahoma State	4	86	21.5	0	32
Texas	4	112	28.0	0	40
West Virginia	4	87	21.8	0	36
Iowa State	DNP				
Kansas State	2	73	36.5	0	44

### CAREER STATS

##### Rushing

Year	GP/S	Att	Yds	Avg	TD	Long
2012	13/2	123	582	4.7	0	46
2013	10/3	96	476	5.0	6	26
<b>Totals</b>	<b>23/5</b>	<b>219</b>	<b>1058</b>	<b>4.8</b>	<b>6</b>	<b>46</b>

##### Receiving

Year	GP/S	Rec	Yds	Avg	TD	Long
2012	13/2	23	152	6.6	1	22
2013	10/3	10	75	7.5	0	21
<b>Totals</b>	<b>23/5</b>	<b>33</b>	<b>227</b>	<b>6.9</b>	<b>1</b>	<b>22</b>

### Kick Returns

Year	GP/S	Att	Yds	Avg	TD	Long
2012	13/2	0	0	0.0	0	0
2013	10/3	25	676	27.0	1	100
<b>Totals</b>	<b>23/5</b>	<b>25</b>	<b>676</b>	<b>27.0</b>	<b>1</b>	<b>100</b>

### SINGLE-GAME CAREER HIGHS

Rush Attempts: 17 at Baylor in 2012  
 Rushing Yards: 91 vs. Kansas in 2013  
 Rushing Touchdowns: 1, 6x; last at Kansas State in 2013  
 Long Rush: 46 yards at Oklahoma State in 2012  
 Receptions: 4, 2x; last vs. Iowa State in 2012  
 Receiving Yards: 57 vs. Grambling State in 2012  
 Long Reception: 22 yards vs. Grambling State in 2012  
 Receiving Touchdowns: 1 vs. Texas Tech in 2012

### #47 - PAUL DAWSON - LB

#### 2013 GAME-BY-GAME

##### Defense

Opponent	UT-AT-TT	TFL	QBS	INT	PBU	FR	FF
LSU	2-2-4	1.0-3	0.0-0	0	0	0	0
Southeastern La.	4-1-5	0.0-0	0.0-0	0	0	0	0
Texas Tech	0-0-0	0.0-0	0.0-0	0	0	0	0
SMU	1-0-1	0.0-0	0.0-0	0	0	0	0
Oklahoma	0-2-2	0.0-0	0.0-0	0	0	0	0
Kansas	8-9-17	3.0-11	0.5-4	0	1	0	0
Oklahoma State	5-2-7	0.5-1	0.0-0	0	0	0	0
Texas	5-7-12	0.5-0	0.0-0	0	0	0	0
West Virginia	4-9-13	2.0-5	0.0-0	1	1	0	0
Iowa State	8-6-14	2.0-4	0.0-0	0	0	0	0
Kansas State	1-0-1	1.0-2	0.0-0	0	0	0	0

### CAREER STATS

##### Defense

Year	GP/S	UT-AT-TT	TFL	QBS	INT	PBU	FR	FF
2012	13/0	8-6-14	1.0-15	0.0-0	0	0	0	1
2013	11/6	38-38-76	10.0-26	0.5-4	1	2	0	0
<b>Totals</b>	<b>24/6</b>	<b>46-44-90</b>	<b>11.0-41</b>	<b>0.5-4</b>	<b>1</b>	<b>2</b>	<b>0</b>	<b>1</b>

### SINGLE-GAME CAREER HIGHS

Total Tackles: 17 vs. Kansas in 2013  
 Solo Tackles: 8, 2x; last at Iowa in 2013  
 Tackles for Loss: 3.0 vs. Kansas in 2013  
 Sacks: 0.5 vs. Kansas in 2013  
 Forced Fumbles: 1 at West Virginia in 2012  
 Pass Breakups: 1, 2x; last vs. West Virginia in 2013  
 Interceptions: 1 vs. West Virginia in 2013

### #9 - JOSH DOCTSON - WR

#### 2013 GAME-BY-GAME

##### Receiving

Opponent	Rec	Yds	Avg	TD	Long
LSU	2	43	21.5	0	35
Southeastern La.	2	35	17.5	1	27
Texas Tech	1	18	18.0	0	18
SMU	2	26	13.0	0	15
Oklahoma	2	18	9.0	0	9
Kansas	0	0	0.0	0	0
Oklahoma State	0	0	0.0	0	0
Texas	3	57	19.0	0	34
West Virginia	8	92	11.5	1	37
Iowa State	4	48	12.0	0	13
Kansas State	7	37	5.3	1	8

### CAREER STATS

##### Receiving

Year	GP/S	Rec	Yds	Avg	TD	Long
2011*	12/9	35	393	11.2		

## FROG BIO UPDATES

Passing Opponent	C-A-I	Pct	Yds	TD	Long
LSU	DNP				
Southeastern La.	0-0-0	0.0	0	0	0
Texas Tech	0-0-0	0.0	0	0	0
SMU	0-0-0	0.0	0	0	0
Oklahoma	0-0-0	0.0	0	0	0
Kansas	0-0-0	0.0	0	0	0
Oklahoma State	1-1-0	100.0	11	0	11
Texas	1-1-0	100.0	38	1	38
West Virginia	0-0-0	0.0	0	0	0
Iowa State	0-0-0	0.0	0	0	0
Kansas State	0-0-0	0.0	0	0	0

Punt Returns Opponent	Att	Yds	Avg	TD	Long
LSU	DNP				
Southeastern La.	0	0	0.0	0	0
Texas Tech	0	0	0.0	0	0
SMU	1	51	51.0	0	51
Oklahoma	0	0	0.0	0	0
Kansas	3	52	17.3	0	28
Oklahoma State	0	0	0.0	0	0
Texas	1	-3	-3.0	0	0
West Virginia	5	7	1.4	0	6
Iowa State	0	0	0.0	0	0
Kansas State	1	14	14.0	0	14

### CAREER STATS

Receiving Year	GP/S	Rec	Yds	Avg	TD	Long
2013	10/0	4	21	5.3	0	8
<b>Totals</b>	<b>10/0</b>	<b>4</b>	<b>21</b>	<b>5.3</b>	<b>0</b>	<b>8</b>

Passing Year	GP/S	C-A-I	Pct	Yds	TD	Long
2013	10/0	2-2-0	100.0	49	1	38
<b>Totals</b>	<b>10/0</b>	<b>2-2-0</b>	<b>100.0</b>	<b>49</b>	<b>1</b>	<b>38</b>

Punt Returns Year	GP/S	Att	Yds	Avg	TD	Long
2013	10/0	10	121	12.1	0	51
<b>Totals</b>	<b>10/0</b>	<b>10</b>	<b>121</b>	<b>12.1</b>	<b>0</b>	<b>51</b>

### SINGLE-GAME CAREER HIGHS

Receptions: 2 vs. Kansas in 2013  
 Receiving Yards: 8 at Texas Tech in 2013  
 Punt Returns: 5 vs. West Virginia in 2013  
 Punt Return Yards: 52 vs. Kansas in 2013  
 Passing Yards: 38 vs. Texas in 2013  
 Passing Touchdowns: 1 vs. Texas in 2013

### #95 - DEVONTE FIELDS - DE 2013 GAME-BY-GAME

Defense Opponent	UT-AT-TT	TFL	QBS	INT	PBU	FR	FF
LSU	DNP						
Southeastern La.	0-1-1	0.0-0	0.0-0	0	0	0	0
Texas Tech	3-0-3	2.0-4	0.0-0	0	0	0	0
SMU	DNP						
Oklahoma	0-0-0	0.0-0	0.0-0	0	0	0	0
Kansas	DNP						
Oklahoma State	DNP						
Texas	DNP						
West Virginia	DNP						
Iowa State	DNP						
Kansas State	DNP						

### CAREER STATS

Defense Year	GP/S	UT-AT-TT	TFL	QBS	INT	PBU	FR	FF
2012	13/13	34-19-53	18.5-91	10.0-74	1	4	1	2
2013	3/1	3-1-4	2.0-4	0.0-0	0	0	0	0
<b>Totals</b>	<b>16/14</b>	<b>37-20-57</b>	<b>20.5-95</b>	<b>10.0-74</b>	<b>1</b>	<b>4</b>	<b>1</b>	<b>2</b>

### SINGLE-GAME CAREER HIGHS

Total Tackles: 7 at SMU in 2012  
 Solo Tackles: 5 at Baylor in 2012  
 Tackles For Loss: 4.0 at SMU in 2012  
 Sacks: 2.5 at SMU in 2012  
 Interceptions: 1 vs. Kansas State in 2012  
 Fumbles Recovered: 1 at Baylor in 2012  
 Forced Fumbles: 1, 2x; last at Baylor in 2012  
 Pass Breakups: 1, 3x; last vs. Texas Tech in 2012

### #16 - KEIVON GAMBLE - CB 2013 GAME-BY-GAME

Defense Opponent	UT-AT-TT	TFL	QBS	INT	PBU	FR	FF
LSU	0-0-0	0.0-0	0.0-0	0	0	0	0
Southeastern La.	0-0-0	0.0-0	0.0-0	0	0	0	0
Texas Tech	0-0-0	0.0-0	0.0-0	0	0	0	0
SMU	0-0-0	0.0-0	0.0-0	0	0	0	0
Oklahoma	0-0-0	0.0-0	0.0-0	0	0	0	0
Kansas	1-2-3	0.0-0	0.0-0	0	0	0	0
Oklahoma State	0-0-0	0.0-0	0.0-0	0	0	0	0
Texas	1-0-1	0.0-0	0.0-0	0	0	0	1
West Virginia	1-0-1	0.0-0	0.0-0	0	0	0	0
Iowa State	DNP						
Kansas State	0-0-0	0.0-0	0.0-0	0	0	0	0

### CAREER STATS

Defense Year	GP/S	UT-AT-TT	TFL	QBS	INT	PBU	FR	FF
2012	12/1	7-1-8	0.0-0	0.0-0	0	0	0	1
2013	10/0	3-2-5	0.0-0	0.0-0	0	0	0	1
<b>Totals</b>	<b>22/1</b>	<b>10-3-13</b>	<b>0.0-0</b>	<b>0.0-0</b>	<b>0</b>	<b>0</b>	<b>0</b>	<b>2</b>

### SINGLE-GAME CAREER HIGHS

Total Tackles: 3 vs. Kansas in 2013  
 Solo Tackles: 2 vs. Virginia in 2012  
 Forced Fumbles: 1, 2x; last vs. Texas in 2013

### #20 - DEANTE' GRAY - WR 2013 GAME-BY-GAME

Receiving Opponent	Rec	Yds	Avg	TD	Long
LSU	2	10	5.0	0	6
Southeastern La.	2	67	33.5	0	36
Texas Tech	3	10	3.3	0	6
SMU	0	0	0.0	0	0
Oklahoma	0	0	0.0	0	0
Kansas	0	0	0.0	0	0
Oklahoma State	1	69	69.0	0	69
Texas	0	0	0.0	0	0
West Virginia	0	0	0.0	0	0
Iowa State	0	0	0.0	0	0
Kansas State	0	0	0.0	0	0

### Kick Returns

Opponent	Att	Yds	Avg	TD	Long
LSU	0	0	0.0	0	0
Southeastern La.	0	0	0.0	0	0
Texas Tech	0	0	0.0	0	0
SMU	0	0	0.0	0	0
Oklahoma	0	0	0.0	0	0
Kansas	0	0	0.0	0	0
Oklahoma State	0	0	0.0	0	0
Texas	2	44	22.0	0	24
West Virginia	0	0	0.0	0	0
Iowa State	0	0	0.0	0	0
Kansas State	0	0	0.0	0	0

### Defense

Opponent	UT-AT-TT	TFL	QBS	INT	PBU	FR	FF
LSU	0-0-0	0.0-0	0.0-0	0	0	0	0
Southeastern La.	0-0-0	0.0-0	0.0-0	0	0	0	0
Texas Tech	0-0-0	0.0-0	0.0-0	0	0	0	0
SMU	0-0-0	0.0-0	0.0-0	0	0	0	0
Oklahoma	1-0-1	0.0-0	0.0-0	0	0	0	0
Kansas	0-0-0	0.0-0	0.0-0	0	0	0	0
Oklahoma State	1-0-1	0.0-0	0.0-0	0	0	0	0
Texas	1-0-1	0.0-0	0.0-0	0	0	0	0
West Virginia	1-0-1	0.0-0	0.0-0	0	0	0	0
Iowa State	2-0-2	0.0-0	0.0-0	0	1	0	0
Kansas State	2-0-2	0.0-0	0.0-0	0	0	0	0

### CAREER STATS

Receiving Year	GP/S	Rec	Yds	Avg	TD	Long
2012	13/0	0	0	0.0	0	0
2013	11/3	8	156	19.5	0	69
<b>Totals</b>	<b>24/3</b>	<b>8</b>	<b>156</b>	<b>19.5</b>	<b>0</b>	<b>69</b>

### CAREER STATS

Punt Returns Year	GP/S	No.	Yds	Avg	TD	Long
2012	13/0	7	157	22.4	1	70
2013	11/3	0	0	0.0	0	0
<b>Totals</b>	<b>24/3</b>	<b>7</b>	<b>157</b>	<b>22.4</b>	<b>1</b>	<b>70</b>

### CAREER STATS

Kick Returns Year	GP/S	No.	Yds	Avg	TD	Long
2012	13/0	0	0	0.0	0	0
2013	11/3	2	44	22.0	0	24
<b>Totals</b>	<b>24/3</b>	<b>2</b>	<b>44</b>	<b>22.0</b>	<b>0</b>	<b>24</b>

### CAREER STATS

Defense Year	GP/S	UT-AT-TT	TFL	QBS	INT	PBU	FR	FF
2012	13/0	0-0-0	0.0-0	0.0-0	0	0	0	0
2013	11/3	8-0-8	0.0-0	0.0-0	0	1	0	0
<b>Totals</b>	<b>24/3</b>	<b>8-0-8</b>	<b>0.0-0</b>	<b>0.0-0</b>	<b>0</b>	<b>1</b>	<b>0</b>	<b>0</b>

### SINGLE-GAME CAREER HIGHS

Receptions: 3 at Texas Tech in 2013  
 Receiving Yards: 69 at Oklahoma State in 2013  
 Punt Returns: 5 vs. Grambling State in 2012  
 Punt Return Yardage: 160 vs. Grambling State in 2012  
 Long Punt Return: 70 yards vs. Grambling State in 2012  
 Total Tackles: 2, 2x; last at Kansas State in 2013  
 Solo Tackles: 2, 2x; last at Kansas State in 2013  
 Pass Breakups: 1 at Iowa State in 2013

### #22 - AARON GREEN - TB 2013 GAME-BY-GAME

Rushing Opponent	Att	Yds	Avg	TD	Long
LSU	0	0	0.0	0	0
Southeastern La.	7	19	2.7	0	5
Texas Tech	3	3	1.0	0	2
SMU	2	19	9.5	0	12
Oklahoma	0	0	0.0	0	0
Kansas	14	37	2.6	0	9
Oklahoma State	1	5	5.0	0	5
Texas	6	34	5.7	0	22
West Virginia	6	18	3.0	0	8
Iowa State	19	72	3.8	0	22
Kansas State	6	10	1.7	0	3

### Receiving

Opponent	Rec	Yds	Avg	TD	Long
LSU	0	0	0.0	0	0
Southeastern La.	1	9	9.0	1	9
Texas Tech	1	7	7.0	0	7
SMU	0	0	0.0	0	0
Oklahoma	0	0	0.0	0	0
Kansas	0	0	0.0	0	0
Oklahoma State	0	0	0.0	0	0
Texas	0	0	0.0	0	0
West Virginia	0	0	0.0	0	0
Iowa State	0	0	0.0	0	0
Kansas State	1	5	5.0	0	5

### CAREER STATS

Rushing Year	GP/S	Att	Yds	Avg	TD	Long
2011*	12/0	24	105	4.4	2	12
2012	Sat out due to NCAA transfer rules					
2013	11/2	64	217	3.4	0	22
<b>Totals</b>	<b>23/2</b>	<b>88</b>	<b>322</b>	<b>3.7</b>	<b>2</b>	<b>22</b>

### Receiving

Year	GP/S	Rec	Yds	Avg	TD	Long
2011*	12/0	1	25	25.0	1	25
2012	Sat out due to NCAA transfer rules					
2013	11/2	3	21	7.0	1	9
<b>Totals</b>	<b>23/2</b>	<b>4</b>	<			



## FROG BIO UPDATES

### CAREER STATS

Defense									
Year	GP/S	UT-AT-TT	TFL	QBS	INT	PBU	FR	FF	
2011	7/0	3-0-3	0.0-0	0.0-0	0	0	0	0	0
2012	13/0	10-0-10	0.0-0	0.0-0	0	0	0	0	0
2013	11/1	8-4-12	0.5-1	0.0-0	1	0	0	0	0
<b>Totals</b>	<b>31/1</b>	<b>21-4-25</b>	<b>0.5-1</b>	<b>0.0-0</b>	<b>1</b>	<b>0</b>	<b>0</b>	<b>0</b>	<b>0</b>

### SINGLE-GAME CAREER HIGHS

Total Tackles: 5 vs. West Virginia in 2013  
Solo Tackles: 3 vs. West Virginia in 2013  
Interceptions: 1 vs. West Virginia in 2013

### #96 - CHUCKY HUNTER - DT 2013 GAME-BY-GAME

Defense									
Opponent	UT-AT-TT	TFL	QBS	INT	PBU	FR	FF		
LSU	3-3-6	0.0-0	0.0-0	0	0	0	0	0	0
Southeastern La.	1-0-1	0.0-0	0.0-0	0	0	0	0	0	0
Texas Tech	1-0-1	1.0-1	0.0-0	0	0	0	0	0	0
SMU	1-0-1	1.0-13	1.0-13	0	0	0	0	0	0
Oklahoma	2-1-3	1.0-10	1.0-10	0	0	0	0	1	
Kansas	2-2-4	0.0-0	0.0-0	0	0	0	0	0	0
Oklahoma State	3-1-4	2.0-5	0.0-0	0	0	0	0	0	0
Texas	2-8-10	0.5-0	0.0-0	0	0	0	0	0	0
West Virginia	1-3-4	0.0-0	0.0-0	0	0	0	0	0	0
Iowa State	2-1-3	0.0-0	0.0-0	0	0	0	0	0	0
Kansas State	1-0-1	0.0-0	0.0-0	0	0	0	0	0	0

### CAREER STATS

Defense									
Year	GP/S	UT-AT-TT	TFL	QBS	INT	PBU	FR	FF	
2011	12/1	3-14-17	2.0-3	0.5-1	0	0	0	0	0
2012	13/9	23-13-36	6.0-42	3.5-33	0	0	0	0	0
2013	11/11	19-19-38	5.5-29	2.0-23	0	0	0	1	1
<b>Totals</b>	<b>36/21</b>	<b>45-46-91</b>	<b>13.5-74</b>	<b>6.0-57</b>	<b>0</b>	<b>0</b>	<b>0</b>	<b>1</b>	<b>1</b>

### SINGLE-GAME CAREER HIGHS

Total Tackles: 10 vs. Texas in 2013  
Solo Tackles: 4 vs. Oklahoma in 2012  
Tackles for Loss: 2.0, 2x; last at Oklahoma State in 2013  
Sacks: 1.5 at SMU in 2012  
Forced Fumbles: 1 at Oklahoma in 2013

### #21 - ZACH JACKSON - S 2013 GAME-BY-GAME

Defense									
Opponent	UT-AT-TT	TFL	QBS	INT	PBU	FR	FF		
LSU	0-0-0	0.0-0	0.0-0	0	0	0	0	0	0
Southeastern La.	DNP								
Texas Tech	DNP								
SMU	DNP								
Oklahoma	DNP								
Kansas	0-0-0	0.0-0	0.0-0	0	0	0	0	0	0
Oklahoma State	DNP								
Texas	DNP								
West Virginia	DNP								
Iowa State	DNP								
Kansas State	DNP								

### CAREER STATS

Defense									
Year	GP/S	UT-AT-TT	TFL	QBS	INT	PBU	FR	FF	
2013	2/0	0-0-0	0.0-0	0.0-0	0	0	0	0	0
<b>Totals</b>	<b>2/0</b>	<b>0-0-0</b>	<b>0.0-0</b>	<b>0.0-0</b>	<b>0</b>	<b>0</b>	<b>0</b>	<b>0</b>	<b>0</b>

### #30 - DENZEL JOHNSON - S 2013 GAME-BY-GAME

Defense									
Opponent	UT-AT-TT	TFL	QBS	INT	PBU	FR	FF		
LSU	0-0-0	0.0-0	0.0-0	0	0	0	0	0	0
Southeastern La.	0-0-0	0.0-0	0.0-0	0	0	0	0	0	0
Texas Tech	0-0-0	0.0-0	0.0-0	0	0	0	0	0	0
SMU	4-0-4	0.0-0	0.0-0	0	0	0	0	0	0
Oklahoma	0-0-0	0.0-0	0.0-0	0	0	0	0	0	0
Kansas	0-0-0	0.0-0	0.0-0	0	0	0	0	0	0
Oklahoma State	0-0-0	0.0-0	0.0-0	0	0	0	0	0	0
Texas	0-0-0	0.0-0	0.0-0	0	0	0	0	0	0
West Virginia	0-0-0	0.0-0	0.0-0	0	0	0	0	0	0
Iowa State	0-0-0	0.0-0	0.0-0	0	0	0	0	0	0
Kansas State	0-0-0	0.0-0	0.0-0	0	0	0	0	0	0

### CAREER STATS

Defense									
Year	GP/S	UT-AT-TT	TFL	QBS	INT	PBU	FR	FF	
2013	11/0	4-0-4	0.0-0	0.0-0	0	0	0	0	0
<b>Totals</b>	<b>11/0</b>	<b>4-0-4</b>	<b>0.0-0</b>	<b>0.0-0</b>	<b>0</b>	<b>0</b>	<b>0</b>	<b>0</b>	<b>0</b>

### SINGLE-GAME CAREER HIGHS

Total Tackles: 4 vs. SMU in 2013  
Solo Tackles: 4 vs. SMU in 2013

### #80 - BUCK JONES - TE 2013 GAME-BY-GAME

Receiving									
Opponent	Rec	Yds	Avg	TD	Long				
LSU	0	0	0.0	0	0	0	0	0	0
Southeastern La.	0	0	0.0	0	0	0	0	0	0
Texas Tech	0	0	0.0	0	0	0	0	0	0
SMU	0	0	0.0	0	0	0	0	0	0
Oklahoma	0	0	0.0	0	0	0	0	0	0
Kansas	0	0	0.0	0	0	0	0	0	0
Oklahoma State	0	0	0.0	0	0	0	0	0	0
Texas	0	0	0.0	0	0	0	0	0	0
West Virginia	0	0	0.0	0	0	0	0	0	0
Iowa State	0	0	0.0	0	0	0	0	0	0
Kansas State	0	0	0.0	0	0	0	0	0	0

### CAREER STATS

Receiving									
Year	GP/S	Rec	Yds	Avg	TD	Long			
2013	11/0	0	0	0.0	0	0	0	0	0
<b>Totals</b>	<b>11/0</b>	<b>0</b>	<b>0</b>	<b>0.0</b>	<b>0</b>	<b>0</b>	<b>0</b>	<b>0</b>	<b>0</b>

### #26 - DERRICK KINDRED - S 2013 GAME-BY-GAME

Defense									
Opponent	UT-AT-TT	TFL	QBS	INT	PBU	FR	FF		
LSU	1-2-3	0.0-0	0.0-0	0	0	0	0	0	0
Southeastern La.	2-1-3	2.5-7	0.0-0	0	0	0	0	0	0
Texas Tech	5-0-5	1.0-5	0.0-0	1	1	0	0	0	0
SMU	6-1-7	0.5-1	0.0-0	0	1	0	0	0	0
Oklahoma	2-1-3	0.0-0	0.0-0	0	0	1	0	0	0
Kansas	1-2-3	0.0-0	0.0-0	0	0	0	0	0	0
Oklahoma State	1-1-2	0.0-0	0.0-0	1	0	0	0	0	0
Texas	1-1-2	0.0-0	0.0-0	0	0	0	0	0	0
West Virginia	1-0-1	0.0-0	0.0-0	0	0	0	0	0	0
Iowa State	7-2-9	0.0-0	0.0-0	0	2	0	0	0	0
Kansas State	8-0-8	0.0-0	0.0-0	0	0	0	0	0	0

### CAREER STATS

Defense									
Year	GP/S	UT-AT-TT	TFL	QBS	INT	PBU	FR	FF	
2012	12/1	14-6-20	0.0-0	0.0-0	0	2	0	0	0
2013	11/2	35-11-46	4.0-13	0.0-0	2	4	1	0	0
<b>Totals</b>	<b>23/3</b>	<b>49-17-66</b>	<b>4.0-13</b>	<b>0.0-0</b>	<b>2</b>	<b>6</b>	<b>1</b>	<b>0</b>	<b>0</b>

### SINGLE-GAME CAREER HIGHS

Total Tackles: 10 at West Virginia in 2012  
Solo Tackles: 9 at West Virginia in 2012  
Tackles for Loss: 2.5 vs. Southeastern Louisiana in 2013  
Interceptions: 1, 2x; last at Oklahoma State in 2013  
Fumbles Recovered: 1 at Oklahoma in 2013  
Pass Breakups: 2 at West Virginia in 2012

### #97 - JON KOONTZ - DE 2013 GAME-BY-GAME

Defense									
Opponent	UT-AT-TT	TFL	QBS	INT	PBU	FR	FF		
LSU	1-3-4	0.0-0	0.0-0	0	0	0	0	0	0
Southeastern La.	0-0-0	0.0-0	0.0-0	0	0	0	0	0	0
Texas Tech	2-0-2	1.0-13	1.0-13	0	0	0	0	0	0
SMU	2-0-2	1.0-3	0.0-0	0	0	0	0	0	0
Oklahoma	0-0-0	0.0-0	0.0-0	0	0	0	0	0	0
Kansas	0-1-1	0.0-0	0.0-0	0	0	0	0	0	0
Oklahoma State	3-0-3	1.0-5	0.0-0	0	0	1	0	0	0
Texas	1-0-1	1.0-3	0.0-0	0	0	0	0	0	0
West Virginia	1-2-3	0.0-0	0.0-0	0	0	0	0	0	0
Iowa State	2-3-5	1.0-9	1.0-9	0	1	0	0	0	0
Kansas State	2-0-2	1.0-4	1.0-4	0	0	0	0	0	0

### CAREER STATS

Defense									
Year	GP/S	UT-AT-TT	TFL	QBS	INT	PBU	FR	FF	
2010	0/0	0-0-0	0.0-0	0.0-0	0	0	0	0	0
2011	13/0	11-5-16	4.0-13	0.0-0	0	0	1	0	0
2012	13/4	9-3-12	0.0-0	0.0-0	1	2	0	0	0
2013	11/11	14-9-23	6.0-37	3.0-26	0	1	1	0	0
<b>Totals</b>	<b>37/15</b>	<b>34-17-51</b>	<b>10.0-50</b>	<b>3.0-26</b>	<b>1</b>	<b>3</b>	<b>2</b>	<b>0</b>	<b>0</b>

### SINGLE-GAME CAREER HIGHS

Total Tackles: 6 at Air Force in 2011  
Solo Tackles: 4, 2x; last vs New Mexico in 2011  
Sacks: 1, 3x; last at Kansas State in 2013  
Tackles for Loss: 2.0, 2x; last vs. New Mexico in 2011  
Interceptions: 1 at SMU in 2012  
Pass Breakups: 1, 3x; last at Iowa State in 2013  
Fumbles Recovered: 1, 2x; last at Oklahoma State in 2013

### #90 - TERRELL LATHAN - DE 2013 GAME-BY-GAME

Defense									
Opponent	UT-AT-TT	TFL	QBS	INT	PBU	FR	FF		
LSU	0-1-1	0.0-0	0.0-0	0	0	0	0	0	0
Southeastern La.	4-0-4	2.0-8	1.0-4	0	0	0	0	0	0
Texas Tech	0-0-0	0.0-0	0.0-0	0	0	0	0	0	0
SMU	3-0-3	1.0-4	1.0-4	0	0	0	0	0	0
Oklahoma	3-2-5	2.0-8	1.0-7	0	0	0	0	0	0
Kansas	0-4-4	1.0-9	1.0-9	0	0	0	0	0	0
Oklahoma State	0-0-0	0.0-0	0.0-						

## FROG BIO UPDATES

### #7 - KOLBY LISTENBEE - WR 2013 GAME-BY-GAME

Receiving	Opponent	Rec	Yds	Avg	TD	Long
	LSU	0	0	0.0	0	0
	Southeastern La.	1	18	18.0	0	18
	Texas Tech	1	5	5.0	0	5
	SMU	0	0	0.0	0	0
	Oklahoma	DNP				
	Kansas	0	0	0.0	0	0
	Oklahoma State	DNP				
	Texas	DNP				
	West Virginia	DNP				
	Iowa State	0	0	0.0	0	0
	Kansas State	DNP				

#### CAREER STATS

Receiving	Year	GP/S	Rec	Yds	Avg	TD	Long
	2012	9/0	1	59	59.0	0	59
	2013	6/0	2	23	11.5	0	18
	<b>Totals</b>	<b>15/0</b>	<b>3</b>	<b>82</b>	<b>27.3</b>	<b>0</b>	<b>59</b>

#### SINGLE-GAME CAREER HIGHS

Receptions: 1, 3x; last at Texas Tech in 2013  
Receiving Yards: 59 vs. Michigan State in 2012  
Long Reception: 59 yards vs. Michigan State in 2012

### #54 - MARCUS MALLET - LB 2013 GAME-BY-GAME

Defense	Opponent	UT-AT-TT	TFL	QBS	INT	PBU	FR	FF
	LSU	3-4-7	0.0-0	0.0-0	0	0	0	0
	Southeastern La.	1-2-3	0.0-0	0.0-0	0	0	0	0
	Texas Tech	1-1-2	1.0-2	1.0-2	0	0	0	0
	SMU	10-0-10	4.0-10	1.0-4	0	0	0	1
	Oklahoma	1-6-7	0.0-0	0.0-0	0	0	0	0
	Kansas	4-5-9	1.5-2	0.0-0	0	0	0	0
	Oklahoma State	2-0-2	0.0-0	0.0-0	0	0	0	0
	Texas	1-2-3	0.0-0	0.0-0	0	0	0	0
	West Virginia	0-1-1	0.0-0	0.0-0	0	0	0	0
	Iowa State	6-1-7	1.0-1	0.0-0	0	0	0	0
	Kansas State	7-0-7	1.0-1	0.0-0	0	0	0	0

#### CAREER STATS

Defense	Year	GP/S	UT-AT-TT	TFL	QBS	INT	PBU	FR	FF
	2011	9/0	2-1-3	0.0-0	0.0-0	0	0	0	0
	2012	12/2	13-5-18	5.0-8	0.0-0	0	1	0	1
	2013	11/7	36-22-58	8.5-16	2.0-6	0	0	0	1
	<b>Totals</b>	<b>32/9</b>	<b>51-28-79</b>	<b>13.5-24</b>	<b>2.0-6</b>	<b>0</b>	<b>1</b>	<b>0</b>	<b>2</b>

#### SINGLE-GAME CAREER HIGHS

Total Tackles: 10 vs. SMU in 2013  
Solo Tackles: 10 vs. SMU in 2013  
Tackles for Loss: 4.0 vs. SMU in 2013  
Sacks: 1.0, 2x; last vs. SMU in 2013  
Pass Breakups: 1 at West Virginia in 2012  
Forced Fumbles: 1, 2x; last vs. SMU in 2013

### #40 - JAMES McFARLAND - DE 2013 GAME-BY-GAME

Defense	Opponent	UT-AT-TT	TFL	QBS	INT	PBU	FR	FF
	LSU	0-0-0	0.0-0	0.0-0	0	0	0	0
	Southeastern La.	1-1-2	0.5-1	0.0-0	0	1	0	0
	Texas Tech	DNP						
	SMU	3-0-3	1.0-5	1.0-5	0	1	0	0
	Oklahoma	0-0-0	0.0-0	0.0-0	0	0	0	0
	Kansas	0-0-0	0.0-0	0.0-0	0	0	0	0
	Oklahoma State	5-2-7	2.0-9	2.0-9	0	0	0	0
	Texas	0-2-2	0.5-0	0.0-0	0	0	0	0
	West Virginia	0-0-0	0.0-0	0.0-0	0	0	0	0
	Iowa State	0-0-0	0.0-0	0.0-0	0	0	0	0
	Kansas State	0-0-0	0.0-0	0.0-0	0	0	0	0

#### CAREER STATS

Defense	Year	GP/S	UT-AT-TT	TFL	QBS	INT	PBU	FR	FF
	2012	13/0	2-4-6	0.5-0	0.0-0	0	0	0	0
	2013	11/0	9-5-14	4.0-15	3.0-14	0	2	0	0
	<b>Totals</b>	<b>24/0</b>	<b>11-9-20</b>	<b>4.5-15</b>	<b>3.5-14</b>	<b>0</b>	<b>2</b>	<b>0</b>	<b>0</b>

#### SINGLE-GAME CAREER HIGHS

Total Tackles: 7 at Oklahoma State in 2013  
Solo Tackles: 5 at Oklahoma State in 2013  
Tackles for Loss: 2.0 at Oklahoma State in 2013  
Sacks: 2.0 at Oklahoma State in 2013

### #29 - JORDAN MOORE - TB 2013 GAME-BY-GAME

Rushing	Opponent	Att	Yds	Avg	TD	Long
	LSU	0	0	0.0	0	0
	Southeastern La.	0	0	0.0	0	0
	Texas Tech	0	0	0.0	0	0
	SMU	0	0	0.0	0	0
	Oklahoma	0	0	0.0	0	0
	Kansas	0	0	0.0	0	0
	Oklahoma State	0	0	0.0	0	0
	Texas	4	18	4.5	0	9
	West Virginia	1	16	16.0	0	16
	Iowa State	9	31	3.4	0	10
	Kansas State	2	1	0.5	0	1

#### CAREER STATS

Rushing	Year	GP/S	Att	Yds	Avg	TD	Long
	2012	11/0	0	0	0.0	0	0
	2013	11/1	16	66	4.1	0	16
	<b>Totals</b>	<b>22/1</b>	<b>16</b>	<b>66</b>	<b>4.1</b>	<b>0</b>	<b>16</b>

#### CAREER STATS

Receiving	Year	GP/S	Rec	Yds	Avg	TD	Long
	2012	11/0	0	0	0.0	0	0
	2013	11/1	2	21	10.5	0	18
	<b>Totals</b>	<b>22/1</b>	<b>2</b>	<b>21</b>	<b>10.5</b>	<b>0</b>	<b>18</b>

#### SINGLE-GAME CAREER HIGHS

Rushes: 9 at Iowa State in 2013  
Rushing Yards: 31 at Iowa State in 2013  
Receptions: 1, 2x; last at Iowa State in 2013

### #33 - JADEN OBERKROM - PK 2013 GAME-BY-GAME

Kicking	Opponent	FG-A	Pct	1-19	20-29	30-39	40-49	50+	Lng	Blk	PAT	Pts
	LSU	2-2	1000	0-0	1-1	1-1	0-0	0-0	39	0	3-3	9
	SLU	1-1	1000	0-0	0-0	0-0	1-1	0-0	46	0	5-5	8
	Texas Tech	1-2	500	0-0	0-0	1-1	0-0	0-1	37	0	1-1	4
	SMU	2-3	667	0-0	1-1	1-1	0-1	0-0	35	0	6-6	12
	Oklahoma	1-1	1000	0-0	1-1	0-0	0-0	25	0	2-2	5	
	Kansas	2-2	1000	0-0	1-1	1-1	0-0	44	0	3-3	9	
	Oklahoma State	1-1	1000	0-0	1-1	0-0	0-0	35	0	1-1	4	
	Texas	0-1	000	0-0	0-0	0-0	0-1	0	0	1-1	1	
	West Virginia	2-3	667	0-0	1-1	0-0	1-1	45	0	3-3	9	
	Iowa State	0-0	000	0-0	0-0	0-0	0-0	0	0	3-3	3	
	Kansas State	1-1	1000	0-0	0-0	0-0	1-1	56	0	4-4	7	

#### CAREER STATS

Kicking	Year	GP	FG-A	Pct	1-19	20-29	30-39	40-49	50+	Lng	Blk	PAT	Pts
	2012	13	22-30	73.3	1-1	2-3	8-12	9-10	2-4	53	0	42-42	108
	2013	11	13-17	76.5	0-0	4-4	5-5	3-4	1-4	56	0	32-32	71
	<b>Totals</b>	<b>24</b>	<b>35-47</b>	<b>74.5</b>	<b>1-1</b>	<b>6-7</b>	<b>13-17</b>	<b>12-14</b>	<b>3-8</b>	<b>56</b>	<b>0</b>	<b>74-74</b>	<b>179</b>

#### SINGLE-GAME CAREER HIGHS

Field Goals: 6 vs. Texas Tech in 2012  
Field Goal Attempts: 6 vs. Texas Tech in 2012  
Long Field Goal: 56 yards at Kansas State in 2013  
PATs Made: 8 vs. Grambling State in 2012  
PAT Attempts: 8 vs. Grambling State in 2012

### #6 - ELISHA OLABODE - S 2013 GAME-BY-GAME

Defense	Opponent	UT-AT-TT	TFL	QBS	INT	PBU	FR	FF
	LSU	6-4-10	1.0-1	0.0-0	0	1	0	0
	Southeastern La.	4-2-6	0.0-0	0.0-0	0	0	0	0
	Texas Tech	6-2-8	0.0-0	0.0-0	0	2	0	0
	SMU	DNP						
	Oklahoma	5-3-8	0.0-0	0.0-0	0	0	0	0
	Kansas	1-1-2	0.0-0	0.0-0	0	2	0	0
	Oklahoma State	6-1-7	0.0-0	0.0-0	1	1	0	1
	Texas	2-7-9	1.0-2	0.0-0	0	0	0	0
	West Virginia	4-0-4	0.0-0	0.0-0	0	1	0	0
	Iowa State	DNP						
	Kansas State	1-1-2	0.0-0	0.0-0	0	0	1	0

#### CAREER STATS

Defense	Year	GP/S	UT-AT-TT	TFL	QBS	INT	PBU	FR	FF
	2010	11/0	5-4-9	0.0-0	0.0-0	0	0	0	0
	2011	13/0	9-6-15	0.0-0	0.0-0	0	2	1	0
	2012	13/13	48-23-71	3.0-7	0.0-0	4	9	1	2
	2013	9/9	35-21-56	2.0-3	0.0-0	1	7	1	1
	<b>Totals</b>	<b>46/22</b>	<b>97-54-151</b>	<b>5.0-10</b>	<b>0.0-0</b>	<b>5</b>	<b>18</b>	<b>3</b>	<b>3</b>

#### SINGLE-GAME CAREER HIGHS

Total Tackles: 10, 2x; last vs. LSU in 2013  
Solo Tackles: 8, 2x; last vs. Kansas State in 2012  
Interceptions: 1, 5x; last at Oklahoma State in 2013  
Pass Breakups: 2, 5x; last vs. Kansas in 2013  
Fumble Recoveries: 1, 3x; last at Kansas State in 2013  
Forced Fumbles: 1, 3x; last at Oklahoma State in 2013

### #4 - CASEY PACHALL - QB 2013 GAME-BY-GAME

Passing	Opponent	C-A-I	Pct	Yds	TD	Long
	LSU	9-16-1	56.3	75	0	25
	Southeastern La.	8-14-0	57.1	100	0	36
	Texas Tech	DNP				
	SMU	DNP				
	Oklahoma	DNP				
	Kansas	DNP				
	Oklahoma State	DNP				
	Texas	13-34-1	38.2	139	0	34
	West Virginia	40-58-2	69.0	394	3	37
	Iowa State	20-36-2	55.6	245	0	46
	Kansas State	23-33-1	69.7	248	1	51

#### CAREER STATS

Passing	Year	GP/S	C-A-I	Pct	Yds	TD	Long
	2010	8/0	6-9-0	66.7	78	1	28
	2011	13/13	228-343-7	66.5	2,921	25	75
	2012	4/4	64-97-1	66.0	948	10	68
	2013	6/5	113-191-7	59.2	1,201	4	51
	<b>Totals</b>	<b>31/22</b>	<b>411-640-15</b>	<b>64.2</b>	<b>5,148</b>		

## FROG BIO UPDATES

### #37 - ETHAN PERRY - P 2013 GAME-BY-GAME

Opponent	Att	Yds	Avg	Lng	Blk	TB	FC	50+	I20
LSU	4	167	41.8	49	0	0	1	0	2
Southeastern La.	4	157	39.2	46	0	0	2	0	1
Texas Tech	7	259	37.0	44	0	1	6	0	1
SMU	5	211	42.2	49	1	1	3	0	1
Oklahoma	9	391	43.4	52	0	1	4	2	4
Kansas	7	269	38.4	48	0	0	2	0	5
Oklahoma State	7	308	44.0	54	0	0	1	1	1
Texas	10	366	36.6	43	0	0	4	0	4
West Virginia	5	208	41.6	54	0	1	2	1	3
Iowa State	11	408	37.1	55	0	0	5	1	3
Kansas State	5	201	40.2	54	0	0	1	1	2

#### CAREER STATS

Year	GP	Att	Yds	Avg	Lng	Blk	TB	FC	50+	I20
2012	13	63	2,804	44.5	64	0	10	20	20	19
2013	11	74	2,945	39.8	55	1	4	31	7	27
<b>Totals</b>	<b>24</b>	<b>137</b>	<b>5,749</b>	<b>42.0</b>	<b>64</b>	<b>1</b>	<b>14</b>	<b>51</b>	<b>27</b>	<b>46</b>

#### SINGLE-GAME CAREER HIGHS

Punts: 11 at Iowa State in 2013  
 Long: 64 yards, 2x; last vs. Oklahoma in 2012  
 50+ Yard Punts: 5 at Oklahoma in 2012  
 Punts Inside 20: 5 vs. Kansas in 2013

### #57 - DAVION PIERSON - DT 2013 GAME-BY-GAME

Opponent	UT-AT-TT	TFL	QBS	INT	PBU	FR	FF
LSU	1-1-2	0.0-0	0.0-0	0	0	0	0
Southeastern La.	2-0-2	0.0-0	0.0-0	0	0	0	0
Texas Tech	3-0-3	0.0-0	0.0-0	0	0	0	0
SMU	2-0-2	0.0-0	0.0-0	0	0	0	0
Oklahoma	1-1-2	1.0-2	0.0-0	0	0	0	0
Kansas	0-4-4	0.5-4	0.5-4	0	0	0	0
Oklahoma State	1-1-2	1.5-3	0.0-0	0	0	0	0
Texas	DNP						
West Virginia	0-0-0	0.0-0	0.0-0	0	0	0	0
Iowa State	3-0-3	1.0-2	0.0-0	0	0	0	0
Kansas State	0-0-0	0.0-0	0.0-0	0	0	0	0

#### CAREER STATS

Year	GP/S	UT-AT-TT	TFL	QBS	INT	PBU	FR	FF
2012	13/11	14-22-36	7.5-26	3.5-18	0	0	1	1
2013	10/7	13-7-20	4.0-11	0.5-4	0	0	0	0
<b>Totals</b>	<b>23/18</b>	<b>27-29-56</b>	<b>11.5-37</b>	<b>4.0-22</b>	<b>0</b>	<b>0</b>	<b>1</b>	<b>1</b>

#### SINGLE-GAME CAREER HIGHS

Total Tackles: 5 at Kansas in 2012  
 Solo Tackles: 3, 2x; last at Iowa State in 2013  
 Tackles For Loss: 1.5, 2x; last at Oklahoma State in 2013  
 Sacks: 1.0 vs. Texas Tech in 2012  
 Fumble Recoveries: 1 vs. Virginia in 2012

### #14 - DAVID PORTER - WR 2013 GAME-BY-GAME

Opponent	Rec	Yds	Avg	TD	Long
LSU	1	9	9.0	0	9
Southeastern La.	0	0	0.0	0	0
Texas Tech	2	14	7.0	0	10
SMU	0	0	0.0	0	0
Oklahoma	1	45	45.0	0	45
Kansas	4	118	29.5	1	75
Oklahoma State	0	0	0.0	0	0
Texas	1	13	13.0	0	13
West Virginia	8	72	11.5	2	14
Iowa State	1	13	13.0	0	13
Kansas State	3	77	25.7	1	51

#### CAREER STATS

Year	GP/S	Rec	Yds	Avg	TD	Long
2011	13/0	7	109	15.6	2	33
2012	13/0	2	18	9.0	0	14
2013	11/5	21	361	17.2	4	75
<b>Totals</b>	<b>37/5</b>	<b>30</b>	<b>488</b>	<b>16.3</b>	<b>6</b>	<b>75</b>

#### SINGLE-GAME CAREER HIGHS

Receptions: 8 vs. West Virginia in 2013  
 Receiving Yards: 118 vs. Kansas in 2013  
 Touchdown Reception: 2 vs. West Virginia in 2013

### #13 - TY SLANINA - WR 2013 GAME-BY-GAME

Opponent	Rec	Yds	Avg	TD	Long
LSU	1	8	8.0	0	8
Southeastern La.	0	0	0.0	0	0
Texas Tech	1	1	1.0	0	1
SMU	3	63	21.0	1	22
Oklahoma	6	38	6.3	0	15
Kansas	1	6	6.0	0	6
Oklahoma State	2	16	8.0	0	12
Texas	2	12	6.0	0	8
West Virginia	3	40	13.3	0	23
Iowa State	0	0	0.0	0	0
Kansas State	0	0	0.0	0	0

#### CAREER STATS

Year	GP/S	Rec	Yds	Avg	TD	Long
2013	11/2	19	184	9.7	1	23
<b>Totals</b>	<b>11/2</b>	<b>19</b>	<b>184</b>	<b>9.7</b>	<b>1</b>	<b>23</b>

#### SINGLE-GAME CAREER HIGHS

Receptions: 6 at Oklahoma in 2013  
 Receiving Yards: 63 vs. SMU in 2013  
 Receiving Touchdowns: 1 vs. SMU in 2013

### #81 - JA'JUAN STORY - WR 2013 GAME-BY-GAME

Opponent	Rec	Yds	Avg	TD	Long
LSU	DNP				
Southeastern La.	1	13	13.0	0	13
Texas Tech	DNP				
SMU	1	56	56.0	1	56
Oklahoma	1	1	1.0	0	1
Kansas	0	0	0.0	0	0
Oklahoma State	0	0	0.0	0	0
Texas	0	0	0.0	0	0
West Virginia	DNP				
Iowa State	0	0	0.0	0	0
Kansas State	1	19	19.0	0	19

#### CAREER STATS

Year	GP/S	Rec	Yds	Avg	TD	Long
2013	8/0	4	89	22.3	1	56
<b>Totals</b>	<b>8/0</b>	<b>4</b>	<b>89</b>	<b>22.3</b>	<b>1</b>	<b>56</b>

#### SINGLE-GAME CAREER HIGHS

Receptions: 1, 4x; last at Kansas State in 2013  
 Receiving Yards: 56 vs. SMU in 2013  
 Receiving Touchdowns: 1 vs. SMU in 2013

### #93 - MIKE TUJUA - DE 2013 GAME-BY-GAME

Opponent	UT-AT-TT	TFL	QBS	INT	PBU	FR	FF
LSU	0-0-0	0.0-0	0.0-0	0	0	0	0
Southeastern La.	1-0-1	0.0-0	0.0-0	0	0	0	0
Texas Tech	0-0-0	0.0-0	0.0-0	0	0	0	0
SMU	0-0-0	0.0-0	0.0-0	0	0	0	0
Oklahoma	1-0-1	1.0-6	1.0-6	0	0	0	0
Kansas	0-1-1	0.0-0	0.0-0	0	0	0	0
Oklahoma State	1-1-2	0.0-0	0.0-0	0	0	0	0
Texas	1-2-3	0.5-3	0.0-0	0	0	0	0
West Virginia	0-1-1	0.0-0	0.0-0	0	0	0	0
Iowa State	1-1-2	1.0-2	0.0-0	0	1	0	0
Kansas State	4-0-4	2.0-5	0.0-0	0	0	0	0

#### CAREER STATS

Year	GP/S	UT-AT-TT	TFL	QBS	INT	PBU	FR	FF
2013	11/2	9-6-15	4.5-16	1.0-6	0	1	0	0
<b>Totals</b>	<b>11/2</b>	<b>9-6-15</b>	<b>4.5-16</b>	<b>1.0-6</b>	<b>0</b>	<b>1</b>	<b>0</b>	<b>0</b>

#### SINGLE-GAME CAREER HIGHS

Total Tackles: 4 at Kansas State in 2013  
 Solo Tackles: 4 at Kansas State in 2013  
 Tackles for Loss: 2.0 at Kansas State in 2013  
 Sacks: 1.0 vs. Oklahoma in 2013  
 Pass Breakups: 1 at Iowa State in 2013

### #2 - JASON VERRETT - CB 2013 GAME-BY-GAME

Opponent	UT-AT-TT	TFL	QBS	INT	PBU	FR	FF
LSU	4-3-7	1.0-8	1.0-8	0	3	0	0
Southeastern La.	5-2-7	0.0-0	0.0-0	0	1	0	0
Texas Tech	1-0-1	1.0-1	0.0-0	0	1	0	0
SMU	1-0-1	0.0-0	0.0-0	0	2	0	0
Oklahoma	4-2-6	0.5-2	0.0-0	0	2	0	0
Kansas	2-0-2	0.0-0	0.0-0	1	1	0	0
Oklahoma State	4-0-4	1.0-2	0.0-0	0	1	0	0
Texas	5-0-5	0.0-0	0.0-0	1	1	0	0
West Virginia	0-1-1	0.0-0	0.0-0	0	0	0	0
Iowa State	DNP						
Kansas State	4-0-4	0.0-0	0.0-0	0	0	0	1

#### CAREER STATS

Year	GP/S	UT-AT-TT	TFL	QBS	INT	PBU	FR	FF
2011	13/10	40-18-58	1.5-2	0.0-0	1	4	0	0
2012	13/13	46-17-63	5.0-7	0.0-0	6	16	0	0
2013	10/10	30-8-38	3.5-13	1.0-8	2	12	0	1
<b>Totals</b>	<b>36/33</b>	<b>116-43-159</b>	<b>10.0-22</b>	<b>1.0-8</b>	<b>9</b>	<b>32</b>	<b>0</b>	<b>1</b>

#### SINGLE-GAME CAREER HIGHS

Total Tackles: 12 vs. Michigan State in 2012  
 Solo Tackles: 9 vs. Texas Tech in 2012  
 Tackles for Loss: 2.0 vs. Texas Tech in 2012  
 Pass Breakups: 4 at Kansas in 2012  
 Interceptions: 2 at SMU in 2012  
 Forced Fumbles: 1 at Kansas State in 2013

### #25 - KEVIN WHITE - CB 2013 GAME-BY-GAME

Opponent	UT-AT-TT	TFL	QBS	INT	PBU	FR	FF
LSU	4-0-4	0.0-0	0.0-0	0	4	1	0
Southeastern La.	3-1-4	0.0-0	0.0-0	0	0	1	0
Texas Tech	3-1-4	0.0-0	0.0-0	1	0	0	0
SMU	1-1-2	0.0-0	0.0-0	0	2	0	0
Oklahoma	3-2-5	0.0-0	0.0-0	0	0	0	0
Kansas	3-0-3	0.0-0	0.0-0	0	0	0	0
Oklahoma State	3-0-3	0.0-0	0.0-0	1	0	0	0
Texas	1-1-2	0.0-0	0.0-0	1	0	0	0
West Virginia	4-2-6	0.0-0	0.0-0	0	0	0	0
Iowa State	3-0-3	0.0-0	0.0-0	0	1	1	0
Kansas State	3-0-3	0.0-0	0.0-0	0	1	0	0

#### CAREER STATS

Year	GP/S	UT-AT-TT	TFL	QBS	INT	PBU	FR	FF
2011	12/3	16-2-18	2.5-10	0.0-0	0	0	0	0
2012	13/12	27-10-37	0.0-0	0.0-0	1	8	0	0
2013	11/11	31-8-39	0.0-0	0.0-0	3	8	3	0
<b>Totals</b>	<b>36/26</b>	<b>74-20-94</b>	<b>2.5-10</b>	<b>0.0-0</b>	<b>4</b>	<b>16</b>	<b>3</b>	<b>0</b>

#### SINGLE-GAME CAREER HIGHS

## 2013 GAME-BY-GAME RECAPS

AUG. 31, 2013 • ATTENDANCE: 80,230  
AT&T STADIUM • ARLINGTON, TEXAS

 #12 LSU 37  
 #20 TCU 27

ARLINGTON, Texas - A pair of second-half touchdowns including a key late score helped 12th-ranked LSU hold on for a 37-27 victory over No. 20 TCU Saturday night.

LSU's Odell Beckham's 75-yard kickoff return set up a 20-yard TD pass from Zach Mettenberger to Jarvis Landry with 6 minutes left.

B.J. Catalan returned a kickoff 100 yards for a touchdown and scored on a 26-yard run for TCU.

TCU started in Tigers territory after a shanked 28-yard punt after the three-and-out. But the Horned Frogs' drive was hampered when Trevone Boykin was sacked and fumbled. They recovered the ball, but had to settle for Jaden Oberkrom's 39-yard field goal to get within 30-27 with 7 1/2 minutes left. Then came Beckham's big kickoff return.

Before that, Alfred Blue's fumble set TCU up at the 6. Waymon James' 5-yard TD run made it 30-24 with 13 minutes left.

The Tigers gained 448 total yards against a TCU team known for its defense. The Horned Frogs led the Big 12 in total defense last season.

LSU was up 13-3 when 270-pound fullback J.C. Copeland plunged in from a yard out early in the second quarter.

Catalan returned the ensuing kickoff for a TD, with only one LSU player even getting a hand on the speedy running back. That tied for the second-longest return in TCU history, behind only a 105-yarder against Texas in 1933.

SCORE BY QUARTERS	1	2	3	4	F
LSU	6	10	14	7	37
TCU	3	7	7	10	27

### SCORING SUMMARY

#### First Quarter

LSU - Delahoussaye 23-yard field goal, 9:29  
LSU - Delahoussaye 28-yard field goal, 8:29  
TCU - Oberkrom 21-yard field goal, 2:14

#### Second Quarter

LSU - Copeland 1-yard run (Delahoussaye kick), 13:41  
TCU - Catalan 100-yard kickoff return (Oberkrom kick), 13:26  
LSU - Delahoussaye 23-yard field goal, 0:00

#### Third Quarter

LSU - Magee 52-yard run (Delahoussaye kick), 13:11  
TCU - Catalan 26-yard run (Oberkrom kick), 8:58  
LSU - Magee 3-yard run (Delahoussaye kick), 2:49

#### Fourth Quarter

TCU - James 5-yard run (Oberkrom kick), 13:04  
TCU - Oberkrom 39-yard field goal, 7:35  
LSU - Landry 20-yard pass from Mettenberger (Delahoussaye kick), 6:09

### TEAM STATISTICS

CATEGORY	LSU	TCU
First Downs	26	13
Rushes-Yards	48-197	26-114
Passing Yards	251	145
Passes Comp-Att-Int	32-16-0	28-15-1
Total Offense Plays-Yards	80-448	54-259
Punt Returns-Yards-TDs	0-0-0	0-0-0
Kickoff Returns-Yards-TDs	4-136-0	5-169-1
Interception Returns-Yards-TDs	1-1-0	0-0-0
Punts (Number-Avg)	3-39.7	4-41.8
Fumbles-Lost	1-1	3-1
Penalties-Yards	7-42	9-55
Possession Time	36:01	23:59
Third-Down Conversions	13-of-19	7-of-13
Fourth-Down Conversions	0-of-0	0-of-0
Sacks By (Number-Yards)	1-9	2-16

### INDIVIDUAL STATISTICS

#### RUSHING

TCU - Catalan 8-52; James 6-33; Pachall 2-16; Boykin 10-13.  
LSU - Magee 13-95; Blue 19-89; Beckham 2-18; Hilliard 4-8; Jennings 1-2; Copeland 3-2; Neighbors 1-1; Team 2-(-7); Mettenberger 3-(-11).

#### PASSING

TCU - Pachall 9-16-1-75; Boykin 6-12-0-70.  
LSU - Mettenberger 16-32-0-251.

#### RECEIVING

TCU - Carter 4-44; Catalan 3-22; Doctson 2-43; Gray 2-10; Porter 1-9; Slanina 1-8; Gilbert 1-7; James 1-2.  
LSU - Landry 8-109; Beckham 5-118; Boone 1-13; Dural 1-8; Neighbors 1-3.

SEPT. 7, 2013 • ATTENDANCE: 41,170  
AMON G. CARTER STADIUM • FORT WORTH, TEXAS

 SLU 17  
 #24 TCU 38

FORT WORTH, Texas - Trevone Boykin led three straight scoring drives as No. 24 TCU pulled away from Southeastern Louisiana 38-17 on Saturday.

Boykin's first play under center was a handoff to Waymon James for the game's first score, a 1-yard plunge.

Boykin then ran 16 yards and Jaden Oberkrom ended the first half with a 46-yard field goal that put the Horned Frogs (1-1) ahead 17-14.

Boykin completed a 29-yard pass to Brandon Carter on the first play of the second half, and Carter finished that drive with a 5-yard scoring run. Boykin threw 27 yards to Josh Doctson for a 31-14 lead.

Southeastern Louisiana's Bryan Bennett had 132 yards passing and another 132 rushing for the Lions (1-1).

Casey Pachall led a pair of scoring drives and finished 8 of 14 for 100 yards. Boykin was 9 of 13 for 133 yards and two touchdowns and added 35 yards rushing before he was replaced by third-stringer Tyler Matthews late in the game.

Bennett, a transfer from Oregon, had a 45-yard run to set up the Lions' first touchdown and threw a 65-yard scoring pass to Jeff Smiley to pull even at 14 late in the second quarter.

SCORE BY QUARTERS	1	2	3	4	F
SLU	0	14	0	3	17
TCU	7	10	14	7	38

### SCORING SUMMARY

#### First Quarter

TCU - James 1-yard run (Oberkrom kick), 2:32

#### Second Quarter

SLU - Bennett 1-yard run (Sebastian kick), 5:25  
TCU - Catalan 15-yard run (Oberkrom kick), 4:23  
SLU - Smiley 65-yard pass from Bennett (Sebastian kick), 2:38  
TCU - Oberkrom 46-yard field goal, 0:00

#### Third Quarter

TCU - Carter 5-yard run (Oberkrom kick), 8:32  
TCU - Doctson 27-yard pass from Boykin (Oberkrom kick), 7:52

#### Fourth Quarter

TCU - Green 9-yard pass from Boykin (Oberkrom kick), 13:56  
SLU - Sebastian 31-yard field goal, 3:25

### TEAM STATISTICS

CATEGORY	SLU	TCU
First Downs	18	20
Rushes-Yards	45-207	38-169
Passing Yards	132	233
Passes Comp-Att-Int	12-23-2	17-28-0
Total Offense Plays-Yards	68-339	66-402
Punt Returns-Yards-TDs	0-0-0	1-22-0
Kickoff Returns-Yards-TDs	0-0-0	2-85-0
Interception Returns-Yards-TDs	0-0-0	2-0-0
Punts (Number-Avg)	5-34.2	4-39.2
Fumbles-Lost	1-1	0-0
Penalties-Yards	6-35	5-50
Possession Time	29:56	30:04
Third-Down Conversions	5-of-14	5-of-13
Fourth-Down Conversions	0-of-1	1-of-4
Sacks By (Number-Yards)	2-12	2-10

### INDIVIDUAL STATISTICS

#### RUSHING

TCU - Catalan 11-59; James 8-39; Boykin 5-35; Green 7-19; Pachall 6-12; Carter 1-5.  
SLU - Bennett 18-132; Harrell 12-27; Sutton 9-24; Roberson 5-20; Smiley 1-4.

#### PASSING

TCU - Boykin 9-13-0-133; Pachall 8-14-0-100; Matthews 0-1-0-0.  
SLU - Bennett 12-23-2-132.

#### RECEIVING

TCU - Boykin 3-25; White 3-24; Gray 2-67; Doctson 2-35; L. Brown 2-10; Carter 1-29; Listenbee 1-18; Story 1-13; Green 1-9; Echols-Luper 1-3.  
SLU - Smiley 4-72; Fruge' 4-51; McCre' 1-7; Harrell 1-6; Meyers 1-1; Sutton 1-(-5).

SEPT. 12, 2013 • ATTENDANCE: 58,701  
JONES AT&T STADIUM • LUBBOCK, TEXAS

 #24 TCU 10  
 TEXAS TECH 20

LUBBOCK, Texas - Texas Tech freshman quarterback Davis Webb threw a 19-yard touchdown pass to Bradley Marquez with 3:48 remaining to lead Texas Tech to a 20-10 victory over No. 24 TCU on Thursday night.

The score came after the Red Raiders (3-0, 1-0 Big 12) thought they'd scored on a 49-yard TD pass from Webb to DeAndre Washington, but he dropped the ball at the half-yard line. An unsportsmanlike conduct penalty took them back to the TCU 15. Two plays later, Webb hit Marquez.

TCU (1-2, 0-1) scored when B. J. Catalan ran in from 17 yards to make it 10-all with 6:28 remaining.

TCU's Trevone Boykin went 23 for 36 for 194 yards while adding 101 yards rushing.

SCORE BY QUARTERS	1	2	3	4	F
TCU	0	0	3	7	10
TEXAS TECH	10	0	0	10	20

### SCORING SUMMARY

#### First Quarter

TTU - Williams 50-yard pass from Mayfield (Bustin kick), 13:51  
TCU - Bustin 39-yard field goal, 3:16

#### Third Quarter

TCU - Oberkrom 37-yard field goal, 6:11

#### Fourth Quarter

TCU - Catalan 17-yard run (Oberkrom kick), 6:28  
TTU - Marquez 19-yard pass from Webb (Bustin kick), 3:48  
TTU - Bustin 37-yard field goal, 2:43

### TEAM STATISTICS

CATEGORY	TCU	TTU
First Downs	23	16
Rushes-Yards	44-207	26-43
Passing Yards	194	293
Passes Comp-Att-Int	23-38-2	24-45-3
Total Offense Plays-Yards	82-401	71-336
Punt Returns-Yards-TDs	3-39-0	0-0-0
Kickoff Returns-Yards-TDs	2-21-0	0-0-0
Interception Returns-Yards-TDs	3-0-0	2-43-0
Punts (Number-Avg)	7-37.0	6-47.2
Fumbles-Lost	1-0	1-0
Penalties-Yards	13-115	10-89
Possession Time	35:46	24:14
Third-Down Conversions	3-of-16	6-of-17
Fourth-Down Conversions	0-of-2	0-of-1
Sacks By (Number-Yards)	4-28	0-0

### INDIVIDUAL STATISTICS

#### RUSHING

TCU - Boykin 20-101; Catalan 9-58; James 10-51; Green 3-3; Team 1-(-1); Carter 1-(-5).  
TTU - Washington 8-19; Williams 5-16; Mayfield 12-10; Team 1-(-2).

#### PASSING



TCU - Boykin 23-36-2-194; Matthews 0-1-0-0; Team 0-1-0-0.  
TTU - Mayfield 21-40-3-216; Webb 3-4-0-77; Williams 0-1-0-0.

#### RECEIVING

TCU - Carter 5-50; White 3-44; L. Brown 3-29; Gray 3-10; Porter 2-14; Doctson 1-18; Echols-Luper 1-8; James 1-7; Green 1-7; Listenbee 1-5; Slanina 1-1; Catalan 1-1.  
TTU - Amaro 9-97; Grant 5-38; Washington 3-49; Marquez 3-35; Williams 2-56; Davis 1-11; Corker 1-7.

## 2013 GAME-BY-GAME RECAPS

SEPT. 28, 2013 • ATTENDANCE: 45,111  
AMON G. CARTER STADIUM • FORT WORTH, TEXAS

	<b>SMU</b>	<b>17</b>
	<b>TCU</b>	<b>48</b>

**FORT WORTH, Texas** - Trevone Boykin completed 15 of 26 passes for 228 yards and two touchdowns and TCU's defense forced five turnovers to lead the Horned Frogs to a 48-17 victory Saturday over SMU.

Boykin completed seven of his first nine passes in the second half, tossing touchdown passes of 20 and 56 yards to help the Horned Frogs (2-2, 0-1 in Big 12) overcome a 10-7 halftime deficit.

The Horned Frogs retain the Iron Skillet trophy for the second straight year, and they are 11-2 under coach Gary Patterson in the annual game.

SMU (1-3), which entered the game 10th in the nation in passing, amassed 292 yards of total offense, and quarterback Garrett Gilbert finished 23 of 44 for 276 yards and four interceptions. TCU also had seven sacks, its most since 2009 at Virginia.

TCU's defense stepped up in the second half, forcing six straight incompletions from the former Texas starter and picking up the pass rush. After TCU tied the game at 10 thanks to a 35-yard Jordan Oberkrom field goal, Gilbert was intercepted on the ensuing series by Sam Carter who returned the pick 25 yards to the SMU 32.

After driving inside the 10 following the interception, TCU had a third-and-18 from the 20, but Boykin found Ty Slanina in the left corner of the end zone to put the Frogs up for good.

Boykin led five scoring drives in the second half, which included a 6-yard touchdown run by B.J. Catalan with 10:33 left in the fourth quarter to give TCU 31-0 lead.

SCORE BY QUARTERS	1	2	3	4	F
SMU	7	3	0	7	17
TCU	0	7	10	31	48

### SCORING SUMMARY

#### First Quarter

SMU - J. Johnson 1-yard pass from Gilbert (Hover kick), 4:41

#### Second Quarter

TCU - James 2-yard run (Oberkrom kick), 14:51

SMU - Hover 34-yard field goal, 0:58

#### Third Quarter

TCU - Oberkrom 35-yard field goal, 8:56

TCU - Slanina 20-yard pass from Boykin (Oberkrom kick), 4:23

#### Fourth Quarter

TCU - Story 56-yard pass from Boykin (Oberkrom kick), 14:49

TCU - Catalan 6-yard run (Oberkrom kick), 10:33

TCU - Oberkrom 26-yard field goal, 4:22

SMU - Joseph 11-yard pass from Gilbert (Hover kick), 3:00

TCU - Brown 45-yard kickoff return (Oberkrom kick), 2:54

TCU - S. Carter 66-yard interception return (Oberkrom kick), 1:33

### TEAM STATISTICS

CATEGORY	SMU	TCU
First Downs	15	16
Rushes-Yards	31-16	36-107
Passing Yards	276	228
Passes Comp-Att-Int	23-44-4	15-26-0
Total Offense Plays-Yards	75-292	62-335
Punt Returns-Yards-TDs	1-10-0	3-80-0
Kickoff Returns-Yards-TDs	5-109-0	3-100-1
Interception Returns-Yards-TDs	0-0-0	4-91-1
Punts (Number-Avg)	8-42.0	6-35.3
Fumbles-Lost	3-1	5-2
Penalties-Yards	6-41	5-50
Possession Time	28:25	31:35
Third-Down Conversions	8-of-19	2-of-12
Fourth-Down Conversions	0-of-0	1-of-1
Sacks By (Number-Yards)	2-16	7-43

### INDIVIDUAL STATISTICS

#### RUSHING

TCU - James 11-54; Catalan 9-45; Green 2-19; Boykin 12-9; Matthews 1-0; Team 1-(-20).

SMU - Nlemchi 10-46; Line 10-10; Team 1-(-1); Gilbert 10-(-39).

#### PASSING

TCU - Boykin 15-26-0-228.



SMU - Gilbert 23-44-4-276.

#### RECEIVING

TCU - Slanina 3-63; Carter 3-33; White 3-26; Doctson 2-26; Brown 2-25; Story 1-56; Catalan 1-(-1).

SMU - J. Johnson 11-159; Joseph 8-82; Holman 3-38; Nlemchi 1-(-3).

OCT. 5, 2013 • ATTENDANCE: 84,992  
GAYLORD FAMILY MEMORIAL STADIUM • NORMAN, OKLA.

	<b>TCU</b>	<b>17</b>
	<b>#10 OKLAHOMA</b>	<b>20</b>

**NORMAN, Okla.** - A late-arriving offense put TCU in a hole against No. 11 Oklahoma and the Horned Frogs weren't quite able to pull themselves out in a 20-17 loss.

Trailing by 13 at halftime, TCU twice pulled within three points but Oklahoma used a late 76-yard touchdown run by Brennan Clay to hold off the Horned Frogs 20-17.

After limiting Oklahoma to eight plays and four yards of offense in the third quarter, TCU pulled within 13-10 on a 2-yard touchdown run by Trevone Boykin. The Horned Frogs had two chances after that to take the lead but punted both times.

Oklahoma took over at its own 18 after the second punt. Clay carried for a 6-yard gain, then broke into the open and outran everyone for his career-long 76-yard touchdown run with 4:37 left. Clay finished with 111 yards on nine carries.

TCU quickly answered, as a 45-yard pass from Boykin to David Porter and a 21-yard screen pass from Boykin to B.J. Catalan led to an 8-yard touchdown scramble by Boykin with 2:26 left. Oklahoma quarterback Blake Bell then ran out the clock, running for a pair of first downs.

SCORE BY QUARTERS	1	2	3	4	F
TCU	0	0	10	7	17
OKLAHOMA	3	10	0	7	20

### SCORING SUMMARY

#### First Quarter

OU - Hunnicutt 39-yard field goal, 2:45

#### Second Quarter

OU - Millard 8-yard run (Hunnicutt kick), 2:29

OU - Hunnicutt 37-yard field goal, 0:00

#### Third Quarter

TCU - Oberkrom 25-yard field goal, 3:32

TCU - Boykin 2-yard run (Oberkrom kick), 0:08

#### Fourth Quarter

OU - Clay 76-yard run (Hunnicutt kick), 4:37

TCU - Boykin 8-yard run (Oberkrom kick), 2:26

### TEAM STATISTICS

CATEGORY	TCU	OU
First Downs	10	20
Rushes-Yards	27-44	38-203
Passing Yards	166	152
Passes Comp-Att-Int	16-26-0	20-31-0
Total Offense Plays-Yards	53-210	69-355
Punt Returns-Yards-TDs	4-16-0	1-0-0
Kickoff Returns-Yards-TDs	1-18-0	1-0-0
Interception Returns-Yards-TDs	0-0-0	0-0-0
Punts (Number-Avg)	9-43.4	7-36.6
Fumbles-Lost	3-0	2-1
Penalties-Yards	5-25	3-35
Possession Time	30:02	29:58
Third-Down Conversions	3-of-14	3-of-13
Fourth-Down Conversions	1-of-1	2-of-2
Sacks By (Number-Yards)	3-23	4-15

### INDIVIDUAL STATISTICS

#### RUSHING

TCU - James 6-22; Boykin 12-18; Catalan 8-8; Team 1-(-4).

OU - Clay 9-111; Bell 14-61; Williams 11-27; Millard 1-8; Finch 1-0; Team 2-(-4).

#### PASSING

TCU - Boykin 16-26-0-166.

OU - Bell 20-31-0-152.

#### RECEIVING

TCU - Slanina 6-38; White 4-38; Doctson 2-18; Porter 1-45; Catalan 1-21; James 1-5; Story 1-1.

OU - Shepard 5-37; Saunders 5-30; Neal 4-42; Clay 4-21; Bester 1-19; Finch 1-3.

OCT. 12, 2013 • ATTENDANCE: 41,894  
AMON G. CARTER STADIUM • FORT WORTH, TEXAS

	<b>KANSAS</b>	<b>17</b>
	<b>TCU</b>	<b>27</b>

**FORT WORTH, Texas** - Trevone Boykin ran for a touchdown and threw for another as TCU defeated Kansas 27-17 Saturday.

TCU broke a 10-10 halftime tie on the first play from scrimmage in the third quarter. Boykin hit David Porter with a short pass. As he ran between two defenders, the Jayhawks ran into each other and Porter was free for a 75-yard touchdown.

The Horned Frogs stretched their lead to 24-10 with a 53-yard drive, capped by B.J. Catalan's 2-yard touchdown run with 9:31 remaining in the third quarter.

Barely 2 minutes later, Jake Heaps threw a 27-yard touchdown pass to Jimmy Mundine to cut the Kansas deficit to 24-17.

The Jayhawks (2-3, 0-2) had taken a 3-0 lead on Matthew Wyman's 37-yard field goal 5 minutes into the game. Isaiah Johnson had set up the Jayhawks at TCU's 25 yard line after a turnover.

Boykin then finished a 63-yard drive with a 10-yard touchdown run to give the Horned Frogs a 7-3 lead with 6:50 remaining in the first quarter. He also made a 25-yard gain while guiding TCU over 42 yards to Jaden Oberkrom's 44-yard field goal and a 10-3 second-quarter lead.

Boykin finished the game 14 for 22 for 173 passing yards and with 12 carries for 71 yards. Porter had the Horned Frogs' first 100-yard receiving game (4 for 118) since Josh Boyce last season at West Virginia. Catalan ran for a season-high 91 yards on 12 attempts.

TCU's defense held Kansas to 198 yards for the game.

The final score came on Oberkrom's second field goal, a 37-yarder with 2:34 left to play.

SCORE BY QUARTERS	1	2	3	4	F
KANSAS	3	7	7	0	17
TCU	7	3	14	3	27

### SCORING SUMMARY

#### First Quarter

KU - Wyman 37-yard field goal, 10:01

TCU - Boykin 10-yard run (Oberkrom kick), 6:50

#### Second Quarter

TCU - Oberkrom 44-yard field goal, 11:44

KU - Shepherd 32-yard interception return (Wyman kick), 8:55

#### Third Quarter

TCU - Porter 75-yard pass from Boykin (Oberkrom kick), 14:47

TCU - Catalan 2-yard run (Oberkrom kick), 9:31

KU - Mundine 27-yard pass from Heaps (Wyman kick), 7:28

#### Fourth Quarter

TCU - Oberkrom 37-yard field goal, 2:34

### TEAM STATISTICS

CATEGORY	KU	TCU
First Downs	7	17
Rushes-Yards	34-46	41-207
Passing Yards	152	173
Passes Comp-Att-Int	13-26-1	14-22-2
Total Offense Plays-Yards	60-198	63-380
Punt Returns-Yards-TDs	1-0-0	4-55-0
Kickoff Returns-Yards-TDs	4-80-0	1-31-0
Interception Returns-Yards-TDs	2-34-1	1-0-0
Punts (Number-Avg)	10-46.2	7-38.4
Fumbles-Lost	2-1	3-3
Penalties-Yards	6-44	3-20
Possession Time	26:55	33:05
Third-Down Conversions	2-of-16	2-of-11
Fourth-Down Conversions	0-of-1	0-of-0
Sacks By (Number-Yards)	3-18	4-34

### INDIVIDUAL STATISTICS

#### RUSHING

TCU - Catalan 12-91; Boykin 12-71; Green 14-37; James 2-9; Team 1-(-1).

KU - Sims 23-81; Bourbon 1-3; Sizemore 1-3; Miller 4-(-2); Heaps 5-(-39).

#### PASSING

TCU - Boykin 14-22-2-173.

KU - Heaps 13-26-1-152.

#### RECEIVING

TCU - Porter 4-118; Brown 3-17; White 2-13; Echols-Luper 2-10; Carter 1-14; Slanina 1-6; James 1-(-5).

KU - Sims 5-40; Bourbon 4-22; Turzilli 1-50; Mundine 1-27; Matth 1-8; Parmalee 1-5.

## 2013 GAME-BY-GAME RECAPS

OCT. 19, 2013 • ATTENDANCE: 59,638  
BOONE PICKENS STADIUM • STILLWATER, OKLA.

 TCU	10
 #21 OKLAHOMA ST.	24

STILLWATER, Okla. - Clint Chelf made a case Saturday for why he should again be the starter as No. 21 Oklahoma State pulled out a 24-10 win over TCU.

The senior, playing in his final homecoming game, replaced starter J.W. Walsh after the sophomore threw his second interception of the first half, an ill-advised throw into the middle of the end zone.

Chelf responded after having his first pass intercepted and led the Cowboys on back-to-back scoring drives to help them build a 17-0 halftime lead.

TCU (3-4, 1-3) also switched quarterbacks in the second quarter, but it didn't help as the Horned Frogs struggled in their second trip to Stillwater in as many years.

Josh Stewart added 10 catches for 141 yards and had a 95-yard punt return for a touchdown, giving Oklahoma State enough offense to overcome four turnovers and a pair of missed field goals.

The Horned Frogs got within 17-10 when Waymon James slipped past Oklahoma State defensive tackle Calvin Barnett and scored on a 14-yard touchdown with 7:39 remaining.

However, Rennie Childs' first career touchdown on a 7-yard run with 6:04 remaining ended TCU's hopes of sparking a second-half comeback.

The Horned Frogs briefly found an offensive rhythm when Boykin connected with Deante Gray for a 69-yard reception with less than four minutes left in the third quarter. TCU lost two yards on its next three plays and had to settle for a 35-yard field goal that cut Oklahoma State's lead to 17-3.

<b>SCORE BY QUARTERS</b>	<b>1</b>	<b>2</b>	<b>3</b>	<b>4</b>	<b>F</b>
TCU	0	0	3	7	10
OKLAHOMA STATE	7	10	0	7	24

### SCORING SUMMARY

#### First Quarter

OSU - Stewart 95-yard punt return (Grogan kick), 4:00

#### Second Quarter

OSU - Grogan 28-yard field goal, 8:34

OSU - Roland 3-yard run (Grogan kick), 6:03

#### Third Quarter

TCU - Oberkrom 35-yard field goal, 1:54

#### Fourth Quarter

TCU - James 14-yard run (Oberkrom kick), 7:39

OSU - Childs 7-yard run (Grogan kick), 6:04

### TEAM STATISTICS

CATEGORY	TCU	OSU
First Downs	17	20
Rushes-Yards	36-126	35-95
Passing Yards	199	320
Passes Comp-Att-Int	18-37-3	20-44-3
Total Offense Plays-Yards	73-325	79-415
Punt Returns-Yards-TDs	0-0-0	2-124-1
Kickoff Returns-Yards-TDs	4-86-0	3-94-0
Interception Returns-Yards-TDs	3-12-0	3-43-0
Punts (Number-Avg)	7-44.0	5-35.8
Fumbles-Lost	3-1	2-1
Penalties-Yards	9-85	9-70
Possession Time	33:08	26:52
Third-Down Conversions	6-of-17	7-of-18
Fourth-Down Conversions	0-of-2	0-of-1
Sacks By (Number-Yards)	2-9	2-11

### INDIVIDUAL STATISTICS

#### RUSHING

TCU - Boykin 15-46; Catalon 12-46; James 5-27; Green 1-5; Matthews 3-2.

OSU - Childs 9-45; Walsh 5-19; Smith 12-14; Roland 3-11; Chelf 5-9; Team 1-(-3).

#### PASSING

TCU - Boykin 17-35-3-188; Matthews 0-1-0-0; Echols-Luper 1-1-0-11.

OSU - Chelf 10-25-1-178; Walsh 9-18-2-115; Moore 1-1-0-27.

#### RECEIVING

TCU - Brown 6-48; James 3-17; Catalon 2-25; Slanina 2-16; White 2-10; Gray 1-69; Boykin 1-11; Bryant 1-3.

OSU - Stewart 10-141; T. Moore 5-77; C. Moore 3-48; Childs 1-34; Seales 1-20.

OCT. 26, 2013 • ATTENDANCE: 48,212  
AMON G. CARTER STADIUM • FORT WORTH, TEXAS

 TEXAS	30
 TCU	7

FORT WORTH, Texas - LaDarius Brown's touchdown catch in the first quarter was the lone score for TCU (3-5, 1-4), as the Frogs fell to Texas, 30-7.

There was a weather delay of 3 hours, 6 minutes after officials stopped the game in the second quarter Saturday night because of lightning that was part of an approaching storm. The game resumed just after 11 p.m., and ended after 12:30 a.m. Malcolm Brown ran for two touchdowns, Case McCoy threw for 228 yards with a long score and Texas remained undefeated in the Big 12.

Brown's 3-yard TD run with 9 minutes left in the third quarter gave Texas (5-2, 4-0 Big 12) a 27-7 lead. He also had another 3-yard score more than four hours before that, one play after a TCU fumble midway through the first quarter.

Anthony Fera kicked three field goals for the Longhorns, who remained tied atop the Big 12 standings with sixth-ranked Baylor (7-0, 4-0).

Only a few minutes before the lightning delay started, McCoy hit Marcus Johnson in stride for a 65-yard touchdown that made it 17-7. Johnson had three catches for 120 yards.

Texas took the lead for good midway through the first quarter when Brown scored after quarterback Trevone Boykin's fumble. When TCU got back on the field for its third series, Casey Pachall replaced Boykin. It was the first game for Pachall since breaking his left (non-throwing) arm in the second game of the season seven weeks ago. He got hurt Sept. 7 against Southeastern Louisiana.

<b>SCORE BY QUARTERS</b>	<b>1</b>	<b>2</b>	<b>3</b>	<b>4</b>	<b>F</b>
TEXAS	10	10	7	3	30
TCU	7	0	0	0	7

### SCORING SUMMARY

#### First Quarter

UT - Brown 3-yard run (Fera kick), 7:48

UT - Fera 43-yard field goal, 3:07

TCU - Brown 38-yard pass from Echols-Luper (Oberkrom kick), 1:24

#### Second Quarter

UT - Johnson 65-yard pass from McCoy (Fera kick), 9:48

UT - Fera 37-yard field goal, 0:00

#### Third Quarter

UT - Brown 3-yard run (Fera kick), 9:20

#### Fourth Quarter

UT - Fera 36-yard field goal, 11:55

### TEAM STATISTICS

CATEGORY	UT	TCU
First Downs	18	12
Rushes-Yards	52-187	24-45
Passing Yards	228	201
Passes Comp-Att-Int	9-19-2	17-39-1
Total Offense Plays-Yards	71-415	63-246
Punt Returns-Yards-TDs	3-(-7)-0	1-(-3)-0
Kickoff Returns-Yards-TDs	1-19-0	6-156-0
Interception Returns-Yards-TDs	1-6-0	2-20-0
Punts (Number-Avg)	7-40.0	10-36.6
Fumbles-Lost	1-0	2-2
Penalties-Yards	6-50	8-86
Possession Time	33:59	26:01
Third-Down Conversions	4-of-15	4-of-16
Fourth-Down Conversions	0-of-1	0-of-0
Sacks By (Number-Yards)	3-23	0-0

### INDIVIDUAL STATISTICS

#### RUSHING

TCU - Green 6-34; Moore 4-18; Catalon 5-7; James 3-7; Pachall 4-1; Boykin 2-(-22).

UT - Gray 22-94; Brown 17-51; Johnson 5-28; Bergeron 5-16; Swoopes 3-(-2).

#### PASSING

TCU - Pachall 13-34-1-139; Boykin 3-4-0-24; Echols-Luper 1-1-0-38.

UT - McCoy 9-19-2-228.

#### RECEIVING

TCU - Brown 7-87; Doctson 3-57; Carter 3-27; Slanina 2-12; Porter 1-13; Boykin 1-5.

UT - Johnson 3-120; Davis 2-56; Sanders 1-33; Shiple 1-21; Gray 1-0; Johnson 1-(-2).

NOV. 2, 2013 • ATTENDANCE: 41,632  
AMON G. CARTER STADIUM • FORT WORTH, TEXAS

 WEST VIRGINIA	30
 TCU	27

FORT WORTH, Texas - West Virginia gave up a 10-point fourth quarter lead to TCU but came back in overtime with a Josh Lambert 35-yard game-winning field goal for a 30-27 victory over TCU.

Charles Sims rushed for a season-high 154 yards and Trickett completed 25 of 41 passes for 267 yards and two touchdowns and two interceptions for West Virginia.

In their overtime possession, the Horned Frogs had minus-5 yards, a 15-yard personal foul and an incomplete pass. Jaden Oberkrom, whose 45-yard field goal tied the game 27-27 with 19 seconds to play, missed a 62-yard attempt in overtime. Oberkrom's career-long field goal was 53 yards.

TCU's 17-10 halftime lead held up until the Mountaineers started to take control in the fourth quarter. During an eight-minute stretch starting at the end of the third quarter, the Mountaineers forced TCU into three turnovers in five plays leading to 17 West Virginia points. On the last score, the Mountaineers took advantage of a short field and went 17 yards in three plays to push the lead to 10 when Trickett found Sims from 13 yards out with 7:11 to go.

But TCU quarterback Casey Pachall - who had an interception and a fumble in that previous stretch - went 12-for-15 on TCU's next two drives. He went 8-for-9 on the first drive, including a 3-yard touchdown pass into the back of the end zone to David Porter to cut TCU's deficit to 27-24 with three minutes left. Jaden Oberkrom would force overtime with a 45-yard field goal with just 19 seconds remaining.

<b>SCORE BY QUARTERS</b>	<b>1</b>	<b>2</b>	<b>3</b>	<b>4</b>	<b>OT</b>	<b>F</b>
WEST VIRGINIA	3	7	0	17	3	30
TCU	10	7	0	10	0	27

### SCORING SUMMARY

#### First Quarter

WVU - Lambert 24-yard field goal, 12:38

TCU - Oberkrom 22-yard field goal, 7:42

TCU - Doctson 10-yard pass from Pachall (Oberkrom kick), 1:29

#### Second Quarter

TCU - Porter 12-yard pass from Pachall (Oberkrom kick), 12:10

WVU - Sims 31-yard run (Lambert kick), 8:17

#### Fourth Quarter

WVU - Lambert 42-yard field goal, 12:21

WVU - Clay 11-yard pass from Trickett (Lambert kick), 8:55

WVU - Sims 13-yard pass from Trickett (Lambert kick), 7:11

TCU - Porter 3-yard pass from Pachall (Oberkrom kick), 3:01

TCU - Oberkrom 45-yard field goal, 0:19

#### Overtime

WVU - Lambert 34-yard field goal

### TEAM STATISTICS

CATEGORY	WVU	TCU
First Downs	24	30
Rushes-Yards	36-148	29-60
Passing Yards	267	394
Passes Comp-Att-Int	25-41-2	40-58-2
Total Offense Plays-Yards	77-415	87-454
Punt Returns-Yards-TDs	2-2-0	5-7-0
Kickoff Returns-Yards-TDs	1-14-0	5-21-4
Interception Returns-Yards-TDs	2-8-0	2-51-0
Punts (Number-Avg)	7-42.4	5-41.6
Fumbles-Lost	1-0	2-2
Penalties-Yards	4-50	7-67
Possession Time	28:26	31:34
Third-Down Conversions	5-of-15	6-of-15
Fourth-Down Conversions	0-of-0	0-of-0
Sacks By (Number-Yards)	3-21	2-19

### INDIVIDUAL STATISTICS

#### RUSHING

TCU - Catalon 10-39; Green 6-18; Moore 1-16; Boykin 4-3; James 4-0; Pachall 4-(-16).

WVU - Sims 24-154; Smallwood 2-12; Smith 7-6; Trickett 3-(-24).

#### PASSING

TCU - Pachall 40-58-2-394.

WVU - Trickett 25-41-2-267.

#### RECEIVING

TCU - Boykin 11-100; Doctson 8-92; Porter 8-72; Brown 5-42; Slanina 3-40; Catalon 2-7; Moore 1-18; White 1-17; James 1-6.

WVU - Shorts 6-98; Thompson 5-34; Alford 3-62; Sims 3-35; Smallwood 3-10; Smith 2-11; Clay 1-11; White 1-5; Davis 1-1.

## 2013 GAME-BY-GAME RECAPS

NOV. 9, 2013 • ATTENDANCE: 54,922  
 JACK TRICE STADIUM • AMES, IOWA

 TCU	21
 IOWA STATE	17

**AMES, Iowa** - Trevone Boykin scored on a 1-yard TD run with 38 seconds left and TCU rallied to beat Iowa State 21-17 on Saturday.

Boykin ran for three touchdowns for the Horned Frogs (4-6, 2-5 Big 12), who remain in contention for possible bowl eligibility with two games left.

The Horned Frogs went 58 yards in just 1:56 - a drive keyed by a 22-yard run from Aaron Green on 4th-and-1, and took a four-point lead on their only score of the second half.

Grant Rohach threw for 148 yards for Iowa State (1-8, 0-6), whose last-ditch effort ended near midfield. The Cyclones have lost six straight.

Casey Pachall threw for 245 yards for TCU.

Pachall drove TCU from its own 1-yard line to the Iowa State 23 with consecutive completions to Brandon Carter and LaDarius Brown. But Jevohn Miller drilled Carter on a third-down play to force out the ball, and Jeremiah George's interception kept the Horned Frogs from a potential game-tying field goal.

Iowa State gave TCU one last chance at its own 42-yard line with 2:34 to go after a poor punt from Kirby Van Der Kamp.

With leading backs B.J. Catalan and Waymon James unavailable, Green led the way for TCU.

Green's 22-yard run put the Horned Frogs at the Iowa State 27. He later got them to the 3-yard line with a 17-yard run, setting up Boykin's game-winner.

SCORE BY QUARTERS	1	2	3	4	F
TCU	7	7	0	7	21
IOWA STATE	0	7	10	0	17

### SCORING SUMMARY

#### First Quarter

TCU - Boykin 18-yard run (Oberkrom kick), 5:09

#### Second Quarter

ISU - Richardson 15-yard run (Netten kick), 12:44

TCU - Boykin 3-yard run (Oberkrom kick), 9:51

#### Third Quarter

ISU - Nealy 98-yard kickoff return (Netten kick), 14:46

ISU - Netten 35-yard field goal, 1:33

#### Fourth Quarter

TCU - Boykin 1-yard run (Oberkrom kick), 0:38

### TEAM STATISTICS

CATEGORY	TCU	ISU
First Downs	15	18
Rushes-Yards	38-123	42-110
Passing Yards	245	173
Passes Comp-Att-Int	20-36-2	19-40-0
Total Offense Plays-Yards	74-368	82-283
Punt Returns-Yards-TDs	0-0-0	3-(-4)-0
Kickoff Returns-Yards-TDs	1-21-0	2-123-1
Interception Returns-Yards-TDs	0-0-0	2-4-0
Punts (Number-Avg)	11-37.1	10-36.0
Fumbles-Lost	1-0	5-2
Penalties-Yards	5-35	4-35
Possession Time	29:48	30:12
Third-Down Conversions	6-of-19	7-of-20
Fourth-Down Conversions	1-of-1	1-of-1
Sacks By (Number-Yards)	2-13	1-10

### INDIVIDUAL STATISTICS

#### RUSHING

TCU - Green 19-72; Moore 9-31; Boykin 5-29; Pachall 5-(-9).

ISU - Johnson 11-39; Wimberly 18-28; Rohach 8-26; Richardson 2-16; Nealy 2-1; Woody 1-0.

#### PASSING

TCU - Pachall 20-36-2-245.

ISU - Rohach 18-38-0-148; Richardson 0-1-0-0; Van Der Kamp 1-1-0-25.

#### RECEIVING

TCU - Carter 6-93; Brown 4-64; Doctson 4-48; Boykin 4-24; Porter 1-13; Moore 1-3.

ISU - Bibbs 7-63; Daley 4-32; Coleman 2-37; Bundrage 2-3; Brun 1-18; Gary 1-16; Wimberly 1-8; Ecbly 1-3; Rohach 0-(-7).

NOV. 16, 2013 • ATTENDANCE: 52,697  
 BILL SNYDER STADIUM • MANHATTAN, KAN.

 TCU	31
 KANSAS STATE	33

**MANHATTAN, Kan.** - Jack Cantele kicked a 41-yard field goal, his fourth of the game, with 3 seconds remaining to give Kansas State a thrilling 33-31 victory over TCU on Saturday.

The Horned Frogs had taken the lead on a 56-yard field goal by Jaden Oberkrom with 2:13 left, but the Wildcats (6-4, 4-3) quickly marched down field. Jake Waters hit Tyler Lockett for 12 yards to convert a third down and hit him again for 8 more yards to get within field-goal range.

Trailing 14-0, TCU (4-7, 2-6 Big 12) finally got going when B.J. Catalan left Kansas State safety Dante Barnett grasping for air on a 15-yard touchdown run. But the Wildcats answered with a 51-yard drive, and they settled for Cantele's field goal for a 17-7 halftime lead.

In the third quarter, Trevone Boykin hit Josh Dotson in the back of the end zone from a yard out. Boykin then took advantage of a short field caused by Daniel Sams' fumble to carry 7 yards to the left side on fourth-and-1 for the score.

On third-and-14 from the Wildcats' 21-yard line, Waters hit Tramaine Thompson in broken coverage to give the Wildcats a 24-21 lead, but back came the Horned Frogs. David Porter caught Casey Pachall's 51-yard touchdown pass to give TCU a 28-24 lead late in the third quarter.

Cantele added a field goal to pull within a point, and Kansas State added another field goal to take a one-point lead late in the fourth quarter.

SCORE BY QUARTERS	1	2	3	4	F
TCU	0	7	21	3	31
KANSAS STATE	14	3	10	6	33

### SCORING SUMMARY

#### First Quarter

KSU - Sams 11-yard run (Cantele kick), 4:01

KSU - Lockett 74-yard pass from Waters (Cantele kick), 2:04

#### Second Quarter

TCU - Catalan 15-yard run (Oberkrom kick), 5:06

KSU - Cantele 31-yard field goal, 0:03

#### Third Quarter

TCU - Doctson 1-yard pass from Boykin (Oberkrom kick), 11:19

TCU - Boykin 7-yard run (Oberkrom kick), 7:44

KSU - Thompson 79-yard pass from Waters (Cantele kick), 6:46

TCU - Porter 51-yard pass from Pachall (Oberkrom kick), 5:43

KSU - Cantele 34-yard field goal, 2:50

#### Fourth Quarter

KSU - Cantele 23-yard field goal, 5:59

TCU - Oberkrom 56-yard field goal, 2:13

KSU - Cantele 41-yard field goal, 0:03

### TEAM STATISTICS

CATEGORY	TCU	KSU
First Downs	17	19
Rushes-Yards	31-99	35-154
Passing Yards	249	257
Passes Comp-Att-Int	24-34-1	13-29-1
Total Offense Plays-Yards	65-348	64-411
Punt Returns-Yards-TDs	2-17-0	2-34-0
Kickoff Returns-Yards-TDs	3-79-0	2-67-0
Interception Returns-Yards-TDs	1-19-0	1-39-0
Punts (Number-Avg)	5-40.2	4-48.8
Fumbles-Lost	1-1	1-1
Penalties-Yards	7-51	5-45
Possession Time	30:41	29:19
Third-Down Conversions	6-of-15	6-of-14
Fourth-Down Conversions	1-of-2	1-of-1
Sacks By (Number-Yards)	1-4	1-9

### INDIVIDUAL STATISTICS

#### RUSHING

TCU - Catalan 12-71; Boykin 5-17; Green 6-10; Carter 1-3; Moore 2-1; Pachall 4-(-1); Team 1-(-2).

KSU - Sams 19-109; Hubert 6-25; Waters 10-20.

#### PASSING

TCU - Pachall 23-33-1-248; Boykin 1-1-0-1.

KSU - Waters 10-24-1-234; Sams 3-5-0-23.

#### RECEIVING

TCU - Doctson 7-37; Carter 5-36; Boykin 4-25; Porter 3-77; Brown 3-50; Story 1-19; Green 1-5.

KSU - Lockett, 8-123; Thompson 2-85; Sexton 2-37; Klein 1-12.

**2013 TCU Horned Frogs Football**  
**TCU Game Results (as of Nov 18, 2013)**  
**All games**

<b>Date</b>	<b>Opponent</b>		<b>Score</b>	<b>Overall</b>	<b>Conference</b>	<b>Time</b>	<b>Attend</b>
Aug 31, 2013	vs LSU	L	27-37	0-1	0-0	3:32	80230
Sep 07, 2013	SOUTHEASTERN LA.	W	38-17	1-1	0-0	3:19	41170
* Sep 12, 2013	at Texas Tech	L	10-20	1-2	0-1	3:39	58702
Sep 28, 2013	SMU	W	48-17	2-2	0-1	3:22	45111
* Oct 05, 2013	at #11 Oklahoma	L	17-20	2-3	0-2	3:14	84992
* Oct 12, 2013	KANSAS	W	27-17	3-3	1-2	3:19	41894
* Oct 19, 2013	at #21 Oklahoma State	L	10-24	3-4	1-3	3:29	59638
* Oct 26, 2013	TEXAS	L	7-30	3-5	1-4	2:53	48212
* Nov 02, 2013	WEST VIRGINIA	Lo	27-30	3-6	1-5	3:37	41632
* Nov 09, 2013	at Iowa State	W	21-17	4-6	2-5	3:25	54922
* Nov 16, 2013	at Kansas State	L	31-33	4-7	2-6	3:25	52697



**2013 TCU Horned Frogs Football**  
**TCU Overall Team Statistics (as of Nov 18, 2013)**  
**All games**

<b>Team Statistics</b>	<b>TCU</b>	<b>OPP</b>
SCORING	263	262
Points Per Game	23.9	23.8
FIRST DOWNS	190	201
Rushing	74	77
Passing	101	103
Penalty	15	21
RUSHING YARDAGE	1301	1406
Yards gained rushing	1576	1755
Yards lost rushing	275	349
Rushing Attempts	370	422
Average Per Rush	3.5	3.3
Average Per Game	118.3	127.8
TDs Rushing	18	13
PASSING YARDAGE	2427	2501
Comp-Att-Int	219-372-14	194-374-18
Average Per Pass	6.5	6.7
Average Per Catch	11.1	12.9
Average Per Game	220.6	227.4
TDs Passing	11	12
TOTAL OFFENSE	3728	3907
Total Plays	742	796
Average Per Play	5.0	4.9
Average Per Game	338.9	355.2
KICK RETURNS: #-Yards	33-873	23-642
PUNT RETURNS: #-Yards	23-233	15-159
INT RETURNS: #-Yards	18-193	14-176
KICK RETURN AVERAGE	26.5	27.9
PUNT RETURN AVERAGE	10.1	10.6
INT RETURN AVERAGE	10.7	12.6
FUMBLES-LOST	24-12	20-9
PENALTIES-Yards	76-639	66-536
Average Per Game	58.1	48.7
PUNTS-Yards	75-2946	72-2938
Average Per Punt	39.3	40.8
Net punt average	36.1	35.3
KICKOFFS-Yards	54-3469	56-3530
Average Per Kick	64.2	63.0
Net kick average	38.0	37.2
TIME OF POSSESSION/Game	30:31	29:29
3RD-DOWN Conversions	51/161	66/180
3rd-Down Pct	32%	37%
4TH-DOWN Conversions	5/13	4/9
4th-Down Pct	38%	44%
SACKS BY-Yards	29-199	23-145
MISC YARDS	0	0
TOUCHDOWNS SCORED	32	28
FIELD GOALS-ATTEMPTS	13-17	22-26
ON-SIDE KICKS	0-1	0-1
RED-ZONE SCORES	(32-37) 86%	(33-39) 85%
RED-ZONE TOUCHDOWNS	(23-37) 62%	(16-39) 41%
PAT-ATTEMPTS	(32-32) 100%	(28-28) 100%
ATTENDANCE	218019	310951
Games/Avg Per Game	5/43604	5/62190
Neutral Site Games		1/80230

<b>Score by Quarters</b>	<b>1st</b>	<b>2nd</b>	<b>3rd</b>	<b>4th</b>	<b>OT</b>	<b>Total</b>
TCU	41	48	82	92	0	263
Opponents	63	81	48	67	3	262

**2013 TCU Horned Frogs Football**  
**TCU Overall Individual Statistics (as of Nov 18, 2013)**  
**All games**

<u>Rushing</u>	<u>gp</u>	<u>att</u>	<u>gain</u>	<u>loss</u>	<u>net</u>	<u>avg</u>	<u>td</u>	<u>lg</u>	<u>avg/g</u>
Catalon, B.J.	10	96	496	20	476	5.0	6	26	47.6
Boykin, Trevone	11	102	453	133	320	3.1	7	30	29.1
James, Waymon	9	55	250	8	242	4.4	4	18	26.9
Green, Aaron	11	64	234	17	217	3.4	0	22	19.7
Moore, Jordan	11	16	66	0	66	4.1	0	16	6.0
Carter, Brandon	10	3	8	5	3	1.0	1	5	0.3
Pachall, Casey	6	25	62	59	3	0.1	0	13	0.5
Matthews, Tyler	4	4	7	5	2	0.5	0	7	0.5
TEAM	6	5	0	28	-28	-5.6	0	0	-4.7
Total	11	370	1576	275	1301	3.5	18	30	118.3
Opponents	11	422	1755	349	1406	3.3	13	76	127.8

<u>Passing</u>	<u>gp</u>	<u>effic</u>	<u>comp-att-int</u>	<u>pct</u>	<u>yds</u>	<u>td</u>	<u>lg</u>	<u>avg/g</u>
Pachall, Casey	6	111.56	113-191-7	59.2	1201	4	51	200.2
Boykin, Trevone	11	119.24	104-175-7	59.4	1177	6	75	107.0
Matthews, Tyler	4	0.00	0-3-0	0.0	0	0	0	0.0
Echols-Luper, C	10	470.80	2-2-0	100.0	49	1	38	4.9
TEAM	6	0.00	0-1-0	0.0	0	0	0	0.0
Total	11	115.91	219-372-14	58.9	2427	11	75	220.6
Opponents	11	109.01	194-374-18	51.9	2501	12	79	227.4

<u>Receiving</u>	<u>gp</u>	<u>no.</u>	<u>yds</u>	<u>avg</u>	<u>td</u>	<u>lg</u>	<u>avg/g</u>
Brown, LaDarius	11	35	372	10.6	1	46	33.8
Doctson, Josh	11	31	374	12.1	3	37	34.0
Carter, Brandon	10	28	326	11.6	0	33	32.6
Boykin, Trevone	11	24	190	7.9	0	22	17.3
Porter, David	11	21	361	17.2	4	75	32.8
Slanina, Ty	11	19	184	9.7	1	23	16.7
White, Cam	9	18	172	9.6	0	22	19.1
Catalon, B.J.	10	10	75	7.5	0	21	7.5
Gray, Deante'	11	8	156	19.5	0	69	14.2
James, Waymon	9	8	32	4.0	0	8	3.6
Story, Ja'Juan	8	4	89	22.2	1	56	11.1
Echols-Luper, C	10	4	21	5.2	0	8	2.1
Green, Aaron	11	3	21	7.0	1	9	1.9
Listenbee, K.	6	2	23	11.5	0	18	3.8
Moore, Jordan	11	2	21	10.5	0	18	1.9
Gilbert, G.	2	1	7	7.0	0	7	3.5
Bryant, Stephen	11	1	3	3.0	0	3	0.3
Total	11	219	2427	11.1	11	75	220.6
Opponents	11	194	2501	12.9	12	79	227.4

<u>Punt Returns</u>	<u>no.</u>	<u>yds</u>	<u>avg</u>	<u>td</u>	<u>lg</u>
Echols-Luper, C	11	121	11.0	0	51
Carter, Brandon	10	108	10.8	0	30
TEAM	1	1	1.0	0	1
Boykin, Trevone	1	3	3.0	0	3
Total	23	233	10.1	0	51
Opponents	15	159	10.6	1	95

<u>Interceptions</u>	<u>no.</u>	<u>yds</u>	<u>avg</u>	<u>td</u>	<u>lg</u>
Carter, Sam	4	110	27.5	1	66
White, Kevin	3	32	10.7	0	20
Hackett, Chris	3	0	0.0	0	0
Kindred, D.	2	0	0.0	0	0
Verrett, Jason	2	0	0.0	0	0
Dawson, Paul	1	17	17.0	0	17
Hooker, Geoff	1	34	34.0	0	34
Olabode, Elisha	1	0	0.0	0	0
Anderson, Matt	1	0	0.0	0	0
Total	18	193	10.7	1	66
Opponents	14	176	12.6	1	39

<u>Kick Returns</u>	<u>no.</u>	<u>yds</u>	<u>avg</u>	<u>td</u>	<u>lg</u>
Catalon, B.J.	25	676	27.0	1	100
Carter, Brandon	2	32	16.0	0	21
James, Waymon	2	71	35.5	0	51
Gray, Deante'	2	44	22.0	0	24
Brown, LaDarius	1	45	45.0	1	45
Echols-Luper, C	1	5	5.0	0	5
Total	33	873	26.5	2	100
Opponents	23	642	27.9	1	98

<u>Fumble Returns</u>	<u>no.</u>	<u>yds</u>	<u>avg</u>	<u>td</u>	<u>lg</u>
Total	0	0	0.0	0	0
Opponents	0	0	0.0	0	0

**2013 TCU Horned Frogs Football**  
**TCU Overall Individual Statistics (as of Nov 18, 2013)**  
**All games**

Scoring	td	fg	PAT				dxp	saf	pts
			kick	rush	rcv	pass			
Oberkrom, Jaden	-	13-17	32-32	-	-	-	-	-	71
Catalon, B.J.	7	-	-	-	-	-	-	-	42
Boykin, Trevone	7	-	-	-	-	-	-	-	42
James, Waymon	4	-	-	-	-	-	-	-	24
Porter, David	4	-	-	-	-	-	-	-	24
Doctson, Josh	3	-	-	-	-	-	-	-	18
Brown, LaDarius	2	-	-	-	-	-	-	-	12
Green, Aaron	1	-	-	-	-	-	-	-	6
Slanina, Ty	1	-	-	-	-	-	-	-	6
Story, Ja'Juan	1	-	-	-	-	-	-	-	6
Carter, Brandon	1	-	-	-	-	-	-	-	6
Carter, Sam	1	-	-	-	-	-	-	-	6
Total	32	13-17	32-32	-	-	-	-	-	263
Opponents	28	22-26	28-28	-	-	-	-	-	262

Total Offense	g	plays	rush	pass	total	avg/g
Boykin, Trevone	11	277	320	1177	1497	136.1
Pachall, Casey	6	216	3	1201	1204	200.7
Catalon, B.J.	10	96	476	0	476	47.6
James, Waymon	9	55	242	0	242	26.9
Green, Aaron	11	64	217	0	217	19.7
Moore, Jordan	11	16	66	0	66	6.0
Echols-Luper, C	10	2	0	49	49	4.9
Carter, Brandon	10	3	3	0	3	0.3
Matthews, Tyler	4	7	2	0	2	0.5
TEAM	6	6	-28	0	-28	-4.7
Total	11	742	1301	2427	3728	338.9
Opponents	11	796	1406	2501	3907	355.2

Field Goals	fg	pct.	01-19	20-29	30-39	40-49	50-99	lg	blk
Oberkrom, Jaden	13-17	76.5	0-0	4-4	5-5	3-4	1-4	56	0

FG Sequence	TCU	Opponents
LSU	(21),(39)	(23),(28),(23)
Southeastern La.	(46)	(31)
Texas Tech	(37),55	(39),49,(37)
SMU	42,(35),(26)	(34)
Oklahoma	(25)	(39),(37)
Kansas	(44),(37)	(37),51
Oklahoma State	(35)	(28),31,32
Texas	54	(43),(37),(36)
West Virginia	(22),(45),62	(24),(42),(34)
Iowa State	-	(35)
Kansas State	(56)	(31),(34),(23),(41)

Punting	no.	yds	avg	lg	tb	fc	i20	50+	blk
Perry, Ethan	74	2945	39.8	55	4	31	27	7	0
TEAM	1	1	1.0	1	0	0	0	0	1
Total	75	2946	39.3	55	4	31	27	7	1
Opponents	72	2938	40.8	60	8	18	16	16	0

Kickoffs	no.	yds	avg	tb	ob	retn	net	ydln
Oberkrom, Jaden	53	3417	64.5	31	1			
DeNucci, Ryan	1	52	52.0	0	0			
Total	54	3469	64.2	31	1	27.9	38.0	27
Opponents	56	3530	63.0	23	1	26.5	37.2	27

Numbers in (parentheses) indicate field goal was made.

**2013 TCU Horned Frogs Football**  
**TCU Overall Individual Statistics (as of Nov 18, 2013)**  
**All games**

<u>All Purpose</u>	<u>g</u>	<u>rush</u>	<u>rcv</u>	<u>pr</u>	<u>kr</u>	<u>ir</u>	<u>total</u>	<u>avg/g</u>
Catalon, B.J.	10	476	75	0	676	0	1227	122.7
Boykin, Trevone	11	320	190	3	0	0	513	46.6
Carter, Brandon	10	3	326	108	32	0	469	46.9
Brown, LaDarius	11	0	372	0	45	0	417	37.9
Doctson, Josh	11	0	374	0	0	0	374	34.0
Porter, David	11	0	361	0	0	0	361	32.8
James, Waymon	9	242	32	0	71	0	345	38.3
Green, Aaron	11	217	21	0	0	0	238	21.6
Gray, Deante'	11	0	156	0	44	0	200	18.2
Slanina, Ty	11	0	184	0	0	0	184	16.7
White, Cam	9	0	172	0	0	0	172	19.1
Echols-Luper, C	10	0	21	121	5	0	147	14.7
Carter, Sam	11	0	0	0	0	110	110	10.0
Story, Ja'Juan	8	0	89	0	0	0	89	11.1
Moore, Jordan	11	66	21	0	0	0	87	7.9
Hooker, Geoff	11	0	0	0	0	34	34	3.1
White, Kevin	11	0	0	0	0	32	32	2.9
Listenbee, K.	6	0	23	0	0	0	23	3.8
Dawson, Paul	11	0	0	0	0	17	17	1.5
Gilbert, G.	2	0	7	0	0	0	7	3.5
Bryant, Stephen	11	0	3	0	0	0	3	0.3
Pachall, Casey	6	3	0	0	0	0	3	0.5
Matthews, Tyler	4	2	0	0	0	0	2	0.5
TEAM	6	-28	0	1	0	0	-27	-4.5
Total	11	1301	2427	233	873	193	5027	457.0
Opponents	11	1406	2501	159	642	176	4884	444.0

2013 TCU Horned Frogs Football  
TCU Overall Defensive Statistics (as of Nov 18, 2013)  
All games

##	Defensive Leaders	gp	Tackles			tfl/yds	Sacks no-yds	Pass defense			Fumbles		blkd	
			ua	a	tot			int-yds	brup	qbh	rcv-yds	ff	kick	saf
47	Dawson, Paul	11	38	38	76	10.0-26	0.5-4	1-17	2	1	.	.	.	.
1	Hackett, Chris	11	46	30	76	4.5-22	2.0-17	3-0	4	.	1-0	3	.	.
41	Anderson, J.	11	32	30	62	4.5-19	1.5-14	.	1	3	1-0	2	.	.
54	Mallet, Marcus	11	36	22	58	8.5-16	2.0-6	.	.	.	.	1	.	.
6	Olabode, Elisha	9	35	21	56	2.0-3	.	1-0	7	.	1-0	1	.	.
26	Kindred, D.	11	35	11	46	4.0-13	.	2-0	4	.	1-0	.	.	.
17	Carter, Sam	11	26	15	41	7.5-34	4.0-29	4-110	2	.	.	1	.	.
25	White, Kevin	11	31	8	39	.	.	3-32	8	1	3-0	.	.	.
2	Verrett, Jason	10	30	8	38	3.5-13	1.0-8	2-0	12	1	.	1	.	.
96	Hunter, Chucky	11	19	19	38	5.5-29	2.0-23	.	.	1	.	1	.	.
98	Lewis, Jon	11	18	14	32	9.0-31	3.5-15	.	1	.	.	1	.	.
97	Koontz, Jon	11	14	9	23	6.0-37	3.0-26	.	1	1	1-0	.	.	.
90	Lathan, Terrell	11	11	11	22	6.0-29	4.0-24	.	1	2	.	.	.	.
57	Pierson, Davion	10	13	7	20	4.0-11	0.5-4	.	.	3	.	.	.	.
93	Tuaua, Mike	11	9	6	15	4.5-16	1.0-6	.	1	1	.	.	.	.
40	McFarland, J.	11	9	5	14	4.0-15	3.0-14	.	2	.	.	.	.	.
28	Hooker, Geoff	11	8	4	12	0.5-1	.	1-34	.	.	.	.	.	.
91	Anderson, Matt	4	9	2	11	3.0-11	1.0-9	1-0	.	2	.	.	.	.
20	Gray, Deante'	11	8	.	8	.	.	.	1	.	.	.	.	.
99	Lawson, Tevin	10	5	1	6	1.0-1	.	.	.	1	.	.	.	.
16	Gamble, Keivon	10	3	2	5	.	.	.	.	.	.	1	.	.
95	Fields, Devonte	3	3	1	4	2.0-4	.	.	.	.	.	.	.	.
30	Johnson, Denzel	11	4	.	4	.	.	.	.	.	.	.	.	.
3	Carter, Brandon	10	2	1	3	.	.	.	.	.	.	.	.	.
4B	Campbell, T.	8	2	1	3	.	.	.	.	.	.	.	.	.
33	Oberkrom, Jaden	11	2	1	3	.	.	.	.	.	.	.	.	.
29	Moore, Jordan	11	2	1	3	.	.	.	.	.	.	.	.	.
35	Douglas, Sammy	9	2	1	3	.	.	.	.	.	.	.	.	.
23	Catalon, B.J.	10	2	.	2	.	.	.	.	.	.	.	.	.
5B	Hunt, Joey	11	2	.	2	.	.	.	.	.	.	.	.	.
69	Collins, A.	11	1	.	1	.	.	.	.	.	.	.	.	.
14	Porter, David	11	1	.	1	.	.	.	.	.	.	.	.	.
7	Listenbee, K.	6	.	1	1	.	.	.	.	.	.	.	.	.
2A	Boykin, Trevone	11	1	.	1	.	.	.	.	.	.	.	.	.
37	Perry, Ethan	11	1	.	1	.	.	.	.	.	.	.	.	.
15	Echols-Luper, C	10	1	.	1	.	.	.	.	.	.	.	.	.
88	White, Cam	9	.	.	.	.	.	.	.	.	1-0	.	.	.
Total		11	461	270	731	90-331	29-199	18-193	47	17	9-0	12	.	.
Opponents		11	471	218	689	58-230	23-145	14-176	55	17	12-0	11	1	.

**2013 TCU Horned Frogs Football**  
**TCU Team Game-by-Game (as of Nov 18, 2013)**  
**All games**

**TEAM STATISTICS**

Date	Opponent	Rushing				Receiving				Passing				Kick Returns				Punt Returns				tot off
		no.	yds	td	lg	no.	yds	td	lg	cmp-att-int	yds	td	lg	no.	yds	td	lg	no.	yds	td	lg	
Aug 31	vs LSU	26	114	2	26	15	145	0	35	15-28-1	145	0	35	5	169	1	100	0	0	0	0	259
Sep 07	SOUTHEASTERN LA.	38	169	3	17	17	233	2	36	17-28-0	233	2	36	2	85	0	51	1	22	0	22	402
Sep 12	at Texas Tech	44	207	1	30	23	194	0	22	23-38-2	194	0	22	2	21	0	13	3	39	0	30	401
Sep 28	SMU	36	107	2	18	15	228	2	56	15-26-0	228	2	56	3	100	1	45	3	80	0	51	335
Oct 05	at Oklahoma	27	44	2	12	16	166	0	45	16-26-0	166	0	45	1	18	0	18	4	16	0	11	210
Oct 12	KANSAS	41	207	2	25	14	173	1	75	14-22-2	173	1	75	1	31	0	31	4	55	0	28	380
Oct 19	at Oklahoma State	36	126	1	16	18	199	0	69	18-37-3	199	0	69	4	86	0	32	0	0	0	0	325
Oct 26	TEXAS	24	45	0	22	17	201	1	38	17-39-1	201	1	38	6	156	0	40	1	-3	0	0	246
Nov 02	WEST VIRGINIA	29	60	0	16	40	394	3	37	40-58-2	394	3	37	5	107	0	36	5	7	0	6	454
Nov 09	at Iowa State	38	123	3	22	20	245	0	46	20-36-2	245	0	46	1	21	0	21	0	0	0	0	368
Nov 16	at Kansas State	31	99	2	15	24	249	2	51	24-34-1	249	2	51	3	79	0	44	2	17	0	14	348
Opponents		370	1301	18	30	219	2427	11	75	219-372-14	2427	11	75	33	873	2	100	23	233	0	51	3728
Opponents		422	1406	13	76	194	2501	12	79	194-374-18	2501	12	79	23	642	1	98	15	159	1	95	3907

Games played: 11  
 Avg per rush: 3.5  
 Avg per catch: 11.1  
 Pass efficiency: 115.91  
 Kick ret avg: 26.5  
 Punt ret avg: 10.1  
 All purpose avg/game: 457.0  
 Total offense avg/gm: 338.9

Date	Opponent	Tackles				Sacks no-yds	Fumble		Pass Defense			Blkd kick	PAT Attempts				pts	
		ua	a	total	tfl-yds		ff	fr-yds	int-yds	qbh	brup		kick	rush	rcv	saf		
Aug 31	vs LSU	40	36	76	6.0-22	2.0-16	0	1-0	0-0	2	9	0	3-3	0	0	0	0	27
Sep 07	SOUTHEASTERN LA.	46	16	62	8.0-26	2.0-10	1	1-0	2-0	1	3	0	5-5	0	0	0	0	38
Sep 12	at Texas Tech	45	6	51	11.0-44	4.0-28	1	0-0	3-0	1	4	0	1-1	0	0	0	0	10
Sep 28	SMU	50	8	58	12.0-53	7.0-43	3	1-0	4-9	2	8	0	6-6	0	0	0	0	48
Oct 05	at Oklahoma	38	30	68	7.0-30	3.0-23	1	1-0	0-0	3	2	0	2-2	0	0	0	0	17
Oct 12	KANSAS	29	38	67	8.0-43	4.0-34	1	1-0	1-0	0	6	0	3-3	0	0	0	0	27
Oct 19	at Oklahoma State	46	14	60	8.0-25	2.0-9	1	1-0	3-12	3	4	0	1-1	0	0	0	0	10
Oct 26	TEXAS	30	56	86	8.0-17	0.0-0	1	0-0	2-20	1	1	0	1-1	0	0	0	0	7
Nov 02	WEST VIRGINIA	37	44	81	6.0-30	2.0-19	0	0-0	2-5	1	3	0	3-3	0	0	0	0	27
Nov 09	at Iowa State	52	20	72	9.0-25	2.0-13	2	2-0	0-0	3	6	0	3-3	0	0	0	0	21
Nov 16	at Kansas State	48	2	50	7.0-16	1.0-4	1	1-0	1-19	0	1	0	4-4	0	0	0	0	31
Opponents		461	270	731	90.0-331	29.0-199	12	9-0	18-193	17	47	0	32-32	0	0	0	0	263
Opponents		471	218	689	58.0-230	23.0-145	11	12-0	14-176	17	55	1	28-28	0	0	0	0	262

Date	Opponent	Punting										Field Goals			Kickoffs			
		no.	yds	avg	long	blkd	tb	fc	50+	i20	md-att	long	blkd	no.	yds	avg	tb	ob
Aug 31	vs LSU	4	167	41.8	49	0	0	1	0	2	2-2	39	0	6	390	65.0	2	0
Sep 07	SOUTHEASTERN LA.	4	157	39.2	46	0	0	2	0	1	1-1	46	0	6	390	65.0	6	0
Sep 12	at Texas Tech	7	259	37.0	44	0	1	6	0	1	1-2	37	0	3	195	65.0	3	0
Sep 28	SMU	6	212	35.3	49	1	1	3	0	1	2-3	35	0	9	568	63.1	4	0
Oct 05	at Oklahoma	9	391	43.4	52	0	1	4	2	4	1-1	25	0	3	186	62.0	2	1
Oct 12	KANSAS	7	269	38.4	48	0	0	2	0	5	2-2	44	0	6	385	64.2	2	0
Oct 19	at Oklahoma State	7	308	44.0	54	0	0	1	2	1	1-1	35	0	3	191	63.7	0	0
Oct 26	TEXAS	10	366	36.6	43	0	0	4	0	4	0-1	0	0	2	129	64.5	1	0
Nov 02	WEST VIRGINIA	5	208	41.6	54	0	1	2	1	3	2-3	45	0	6	390	65.0	5	0
Nov 09	at Iowa State	11	408	37.1	55	0	0	5	1	3	0-0	0	0	4	255	63.8	2	0
Nov 16	at Kansas State	5	201	40.2	54	0	0	1	1	2	1-1	56	0	6	390	65.0	4	0
Opponents		75	2946	39.3	55	1	4	31	7	27	13-17	56	0	54	3469	64.2	31	1
Opponents		72	2938	40.8	60	0	8	18	16	16	22-26	43	0	56	3530	63.0	23	1

**2013 TCU Horned Frogs Football**  
**TCU Opponent Game-by-Game (as of Nov 18, 2013)**  
**All games**

**OPPONENT STATISTICS**

Date	Opponent	Rushing				Receiving				Passing				Kick Returns				Punt Returns				tot off
		no.	yds	td	lg	no.	yds	td	lg	cmp-att-int	yds	td	lg	no.	yds	td	lg	no.	yds	td	lg	
Aug 31	vs LSU	48	197	3	52	16	251	1	44	16-32-0	251	1	44	4	136	0	75	0	0	0	0	448
Sep 07	SOUTHEASTERN LA.	45	207	1	45	12	132	1	65	12-23-2	132	1	65	0	0	0	0	0	0	0	0	339
Sep 12	at Texas Tech	26	43	0	16	24	293	2	50	24-45-3	293	2	50	0	0	0	0	0	0	0	0	336
Sep 28	SMU	31	16	0	12	23	276	2	50	23-44-4	276	2	50	5	109	0	34	1	10	0	10	292
Oct 05	at Oklahoma	38	203	2	76	20	152	0	19	20-31-0	152	0	19	1	0	0	0	1	0	0	0	355
Oct 12	KANSAS	34	46	0	10	13	152	1	50	13-26-1	152	1	50	4	80	0	25	1	0	0	0	198
Oct 19	at Oklahoma State	35	95	2	16	20	320	0	46	20-44-3	320	0	46	3	94	0	50	2	124	1	95	415
Oct 26	TEXAS	52	187	2	24	9	228	1	65	9-19-2	228	1	65	1	19	0	19	3	-7	0	2	415
Nov 02	WEST VIRGINIA	36	148	1	31	25	267	2	38	25-41-2	267	2	38	1	14	0	14	2	2	0	2	415
Nov 09	at Iowa State	42	110	1	20	19	173	0	25	19-40-0	173	0	25	2	123	1	98	3	-4	0	4	283
Nov 16	at Kansas State	35	154	1	19	13	257	2	79	13-29-1	257	2	79	2	67	0	35	2	34	0	34	411
TCU		422	1406	13	76	194	2501	12	79	194-374-18	2501	12	79	23	642	1	98	15	159	1	95	3907
TCU		370	1301	18	30	219	2427	11	75	219-372-14	2427	11	75	33	873	2	100	23	233	0	51	3728

Games played: 11  
 Avg per rush: 3.3  
 Avg per catch: 12.9  
 Pass efficiency: 109.01  
 Kick ret avg: 27.9  
 Punt ret avg: 10.6  
 All purpose avg/game: 444.0  
 Total offense avg/gm: 355.2

Date	Opponent	Tackles				Sacks no-yds	Fumble		Pass Defense			Blkd kick	PAT Attempts				saf	pts	
		ua	a	total	tfl-yds		ff	fr-yds	int-yds	qbh	brup		kick	rush	rcv				
Aug 31	vs LSU	29	20	49	4.0-15	1.0-9	2	1-0	1--1	3	6	0	4-4	0	0	0	0	0	37
Sep 07	SOUTHEASTERN LA.	45	14	59	5.0-15	3.0-13	0	0-0	0-0	1	6	0	2-2	0	0	0	0	0	17
Sep 12	at Texas Tech	63	14	77	2.0-6	0.0-0	0	0-0	2-43	2	7	0	2-2	0	0	0	0	0	20
Sep 28	SMU	38	18	56	6.0-31	2.0-16	3	2-0	0-0	1	5	1	2-2	0	0	0	0	0	17
Oct 05	at Oklahoma	30	22	52	7.0-22	4.0-15	0	0-0	0-0	1	5	0	2-2	0	0	0	0	0	20
Oct 12	KANSAS	40	26	66	8.0-31	3.0-18	2	3-0	2-34	0	2	0	2-2	0	0	0	0	0	17
Oct 19	at Oklahoma State	43	18	61	5.0-17	2.0-11	1	1-0	3-43	3	5	0	3-3	0	0	0	0	0	24
Oct 26	TEXAS	35	22	57	6.0-29	3.0-23	1	2-0	1-6	1	6	0	3-3	0	0	0	0	0	30
Nov 02	WEST VIRGINIA	55	42	97	8.0-35	3.0-21	2	2-0	2-8	2	4	0	3-3	0	0	0	0	0	30
Nov 09	at Iowa State	49	12	61	5.0-19	1.0-10	0	0-0	2-4	3	6	0	2-2	0	0	0	0	0	17
Nov 16	at Kansas State	44	10	54	2.0-10	1.0-9	0	1-0	1-39	0	3	0	3-3	0	0	0	0	0	33
TCU		471	218	689	58.0-230	23.0-145	11	12-0	14-176	17	55	1	28-28	0	0	0	0	0	262
TCU		461	270	731	90.0-331	29.0-199	12	9-0	18-193	17	47	0	32-32	0	0	0	0	0	263

Date	Opponent	Punting									Field Goals			Kickoffs				
		no.	yds	avg	long	blkd	tb	fc	50+	i20	md-att	long	blkd	no.	yds	avg	tb	ob
Aug 31	vs LSU	3	119	39.7	48	0	0	1	0	1	3-3	28	0	7	446	63.7	2	0
Sep 07	SOUTHEASTERN LA.	5	171	34.2	44	0	0	1	0	0	1-1	31	0	4	254	63.5	2	0
Sep 12	at Texas Tech	6	283	47.2	60	0	0	1	3	3	2-3	39	0	5	316	63.2	3	0
Sep 28	SMU	8	336	42.0	55	0	3	0	3	1	1-1	34	0	3	200	66.7	1	0
Oct 05	at Oklahoma	7	256	36.6	49	0	0	1	0	2	2-2	39	0	4	254	63.5	3	0
Oct 12	KANSAS	10	462	46.2	55	0	1	3	5	1	1-2	37	0	4	254	63.5	3	0
Oct 19	at Oklahoma State	5	179	35.8	40	0	1	2	0	1	1-3	28	0	5	300	60.0	0	1
Oct 26	TEXAS	7	280	40.0	47	0	1	5	0	1	3-3	43	0	6	373	62.2	0	0
Nov 02	WEST VIRGINIA	7	297	42.4	50	0	1	0	1	3	3-3	42	0	6	370	61.7	1	0
Nov 09	at Iowa State	10	360	36.0	53	0	0	4	1	3	1-1	35	0	4	250	62.5	3	0
Nov 16	at Kansas State	4	195	48.8	55	0	1	0	3	0	4-4	41	0	8	513	64.1	5	0
TCU		72	2938	40.8	60	0	8	18	16	16	22-26	43	0	56	3530	63.0	23	1
TCU		75	2946	39.3	55	1	4	31	7	27	13-17	56	0	54	3469	64.2	31	1

**2013 TCU Horned Frogs Football**  
**TCU Game Superlatives (as of Nov 18, 2013)**  
**All games**

**INDIVIDUAL GAME HIGHS**

Rushes	20	Boykin, Trevone at Texas Tech (Sep 12, 2013)
Yards Rushing	101	Boykin, Trevone at Texas Tech (Sep 12, 2013)
TD Rushes	3	Boykin, Trevone at Iowa State (Nov 09, 2013)
Long Rush	30	Boykin, Trevone at Texas Tech (Sep 12, 2013)
Pass attempts	58	Pachall, Casey vs West Virginia (Nov 02, 2013)
Pass completions	40	Pachall, Casey vs West Virginia (Nov 02, 2013)
Yards Passing	394	Pachall, Casey vs West Virginia (Nov 02, 2013)
TD Passes	3	Pachall, Casey vs West Virginia (Nov 02, 2013)
Long Pass	75	Boykin, Trevone vs Kansas (Oct 12, 2013)
Receptions	11	Boykin, Trevone vs West Virginia (Nov 02, 2013)
Yards Receiving	118	Porter, David vs Kansas (Oct 12, 2013)
TD Receptions	2	Porter, David vs West Virginia (Nov 02, 2013)
Long Reception	75	Porter, David vs Kansas (Oct 12, 2013)
Field Goals	2	Oberkrom, Jaden vs LSU (Aug 31, 2013)
	2	Oberkrom, Jaden vs SMU (Sep 28, 2013)
	2	Oberkrom, Jaden vs Kansas (Oct 12, 2013)
	2	Oberkrom, Jaden vs West Virginia (Nov 02, 2013)
Long Field Goal	56	Oberkrom, Jaden at Kansas State (Nov 16, 2013)
Punts	11	Perry, Ethan at Iowa State (Nov 09, 2013)
Punting Avg	44.0	Perry, Ethan at Oklahoma State (Oct 19, 2013)
Long Punt	55	Perry, Ethan at Iowa State (Nov 09, 2013)
Punts inside 20	5	Perry, Ethan vs Kansas (Oct 12, 2013)
Long Punt Return	51	Echols-Luper, C vs SMU (Sep 28, 2013)
Long Kickoff Return	100	Catalon, B.J. vs LSU (Aug 31, 2013)
Tackles	17	Dawson, Paul vs Kansas (Oct 12, 2013)
Sacks	2.0	McFarland, J. at Oklahoma State (Oct 19, 2013)
Tackles For Loss	4.0	Mallet, Marcus vs SMU (Sep 28, 2013)
Interceptions	2	Carter, Sam vs SMU (Sep 28, 2013)



**2013 TCU Horned Frogs Football**  
**TCU Game Superlatives (as of Nov 18, 2013)**  
**All games**

**TEAM GAME HIGHS**

Rushes	44	at Texas Tech (Sep 12, 2013)
Yards Rushing	207	at Texas Tech (Sep 12, 2013)
	207	vs Kansas (Oct 12, 2013)
Yards Per Rush	5.0	vs Kansas (Oct 12, 2013)
TD Rushes	3	vs Southeastern La. (Sep 07, 2013)
	3	at Iowa State (Nov 09, 2013)
Pass attempts	58	vs West Virginia (Nov 02, 2013)
Pass completions	40	vs West Virginia (Nov 02, 2013)
Yards Passing	394	vs West Virginia (Nov 02, 2013)
Yards Per Pass	8.8	vs SMU (Sep 28, 2013)
TD Passes	3	vs West Virginia (Nov 02, 2013)
Total Plays	87	vs West Virginia (Nov 02, 2013)
Total Offense	454	vs West Virginia (Nov 02, 2013)
Yards Per Play	6.1	vs Southeastern La. (Sep 07, 2013)
Points	48	vs SMU (Sep 28, 2013)
Sacks By	7	vs SMU (Sep 28, 2013)
First Downs	30	vs West Virginia (Nov 02, 2013)
Penalties	13	at Texas Tech (Sep 12, 2013)
Penalty Yards	115	at Texas Tech (Sep 12, 2013)
Turnovers	5	vs Kansas (Oct 12, 2013)
Interceptions By	4	vs SMU (Sep 28, 2013)
Punts	11	at Iowa State (Nov 09, 2013)
Punting Avg	44.0	at Oklahoma State (Oct 19, 2013)
Long Punt	55	at Iowa State (Nov 09, 2013)
Punts inside 20	5	vs Kansas (Oct 12, 2013)
Long Punt Return	51	vs SMU (Sep 28, 2013)

**2013 TCU Horned Frogs Football**  
**TCU Game Superlatives (as of Nov 18, 2013)**  
**All games**

**OPPONENT INDIVIDUAL GAME HIGHS**

Rushes	24	Sims, Charles, vs West Virginia (Nov 02, 2013)
Yards Rushing	154	Sims, Charles, vs West Virginia (Nov 02, 2013)
TD Rushes	2	Terrence Magee, vs LSU (Aug 31, 2013)
	2	Brown, Malcolm, vs Texas (Oct 26, 2013)
Long Rush	76	Clay, Brennan, at Oklahoma (Oct 05, 2013)
Pass attempts	44	GILBERT,G, vs SMU (Sep 28, 2013)
Pass completions	25	Trickett, Clint, vs West Virginia (Nov 02, 2013)
Yards Passing	276	GILBERT,G, vs SMU (Sep 28, 2013)
TD Passes	2	GILBERT,G, vs SMU (Sep 28, 2013)
	2	Trickett, Clint, vs West Virginia (Nov 02, 2013)
	2	Waters, Jake, at Kansas State (Nov 16, 2013)
Long Pass	79	Waters, Jake, at Kansas State (Nov 16, 2013)
Receptions	11	JOHNSON,Jeremy, vs SMU (Sep 28, 2013)
Yards Receiving	159	JOHNSON,Jeremy, vs SMU (Sep 28, 2013)
TD Receptions	1	Jarvis Landry, vs LSU (Aug 31, 2013)
	1	Smiley, J., vs Southeastern La. (Sep 07, 2013)
	1	Marquez, Brad, at Texas Tech (Sep 12, 2013)
	1	Williams, Kenny, at Texas Tech (Sep 12, 2013)
	1	JOHNSON,Jeremy, vs SMU (Sep 28, 2013)
	1	JOSEPH,Darius, vs SMU (Sep 28, 2013)
	1	Mundine,Jimmay, vs Kansas (Oct 12, 2013)
	1	Johnson, Marcus, vs Texas (Oct 26, 2013)
	1	Sims, Charles, vs West Virginia (Nov 02, 2013)
	1	Clay, Cody, vs West Virginia (Nov 02, 2013)
	1	Lockett, Tyler, at Kansas State (Nov 16, 2013)
	1	Thompson, T., at Kansas State (Nov 16, 2013)
Long Reception	79	Thompson, T., at Kansas State (Nov 16, 2013)
Field Goals	4	Cantele, Jack, at Kansas State (Nov 16, 2013)
Long Field Goal	43	Fera, Anthony, vs Texas (Oct 26, 2013)
Punts	10	Pardula,Trevor, vs Kansas (Oct 12, 2013)
	10	Van Der Kamp,K., at Iowa State (Nov 09, 2013)
Punting Avg	48.8	Krause, Mark, at Kansas State (Nov 16, 2013)
Long Punt	60	Symmank, Taylor, at Texas Tech (Sep 12, 2013)
Punts inside 20	3	Symmank, Taylor, at Texas Tech (Sep 12, 2013)
	3	O'Toole, Nick, vs West Virginia (Nov 02, 2013)
	3	Van Der Kamp,K., at Iowa State (Nov 09, 2013)
Long Punt Return	95	Stewart, Josh, at Oklahoma State (Oct 19, 2013)
Long Kickoff Return	98	Nealy, D., at Iowa State (Nov 09, 2013)
Tackles	14	Cook, Darwin, vs West Virginia (Nov 02, 2013)
Sacks	2.0	Tapper, Charles, at Oklahoma (Oct 05, 2013)
Tackles For Loss	3.0	Johnson, Tyler, at Oklahoma State (Oct 19, 2013)
Interceptions	1	Jalen Mills, vs LSU (Aug 31, 2013)
	1	Gaines, J.J., at Texas Tech (Sep 12, 2013)
	1	Richards, Jack., at Texas Tech (Sep 12, 2013)
	1	Johnson,Isaiah, vs Kansas (Oct 12, 2013)
	1	Shepher,JaCorey, vs Kansas (Oct 12, 2013)
	1	Gilbert, Justin, at Oklahoma State (Oct 19, 2013)
	1	Lowe, Daytawion, at Oklahoma State (Oct 19, 2013)
	1	Lavey, Caleb, at Oklahoma State (Oct 19, 2013)
	1	Edmond, Steve, vs Texas (Oct 26, 2013)
	1	Banks, Ishmael, vs West Virginia (Nov 02, 2013)
	1	Kwiatkoski, N., vs West Virginia (Nov 02, 2013)
	1	Broomfield, D., at Iowa State (Nov 09, 2013)
	1	George, J., at Iowa State (Nov 09, 2013)
	1	Slaughter, B., at Kansas State (Nov 16, 2013)

**2013 TCU Horned Frogs Football**  
**TCU Game Superlatives (as of Nov 18, 2013)**  
**All games**

**OPPONENT TEAM GAME HIGHS**

Rushes	52	vs Texas (Oct 26, 2013)
Yards Rushing	207	vs Southeastern La. (Sep 07, 2013)
Yards Per Rush	5.3	at Oklahoma (Oct 05, 2013)
TD Rushes	3	vs LSU (Aug 31, 2013)
Pass attempts	45	at Texas Tech (Sep 12, 2013)
Pass completions	25	vs West Virginia (Nov 02, 2013)
Yards Passing	320	at Oklahoma State (Oct 19, 2013)
Yards Per Pass	12.0	vs Texas (Oct 26, 2013)
TD Passes	2	at Texas Tech (Sep 12, 2013)
	2	vs SMU (Sep 28, 2013)
	2	vs West Virginia (Nov 02, 2013)
	2	at Kansas State (Nov 16, 2013)
Total Plays	82	at Iowa State (Nov 09, 2013)
Total Offense	448	vs LSU (Aug 31, 2013)
Yards Per Play	6.4	at Kansas State (Nov 16, 2013)
Points	37	vs LSU (Aug 31, 2013)
Sacks By	4	at Oklahoma (Oct 05, 2013)
First Downs	26	vs LSU (Aug 31, 2013)
Penalties	10	at Texas Tech (Sep 12, 2013)
Penalty Yards	89	at Texas Tech (Sep 12, 2013)
Turnovers	5	vs SMU (Sep 28, 2013)
Interceptions By	3	at Oklahoma State (Oct 19, 2013)
Punts	10	vs Kansas (Oct 12, 2013)
	10	at Iowa State (Nov 09, 2013)
Punting Avg	48.8	at Kansas State (Nov 16, 2013)
Long Punt	60	at Texas Tech (Sep 12, 2013)
Punts inside 20	3	at Texas Tech (Sep 12, 2013)
	3	vs West Virginia (Nov 02, 2013)
	3	at Iowa State (Nov 09, 2013)
Long Punt Return	95	at Oklahoma State (Oct 19, 2013)

**2013 TCU Horned Frogs Football**  
**TCU Red-Zone Results (as of Nov 18, 2013)**  
**All games**

**TCU Inside Opponent Red-Zone**

Date	Opponent	Score	Times In RZ	Times Scored	Total Pts	Rush TDs	Pass TDs	FGs Made	Failed to score inside RZ						
									FGA	Down	Int	Fumb	Half	Game	
Aug 31, 2013	vs LSU	L 27-37	2	2	10	1	1	0	1	0	0	0	0	0	0
Sep 07, 2013	SOUTHEASTERN LA.	W 38-17	5	4	28	4	3	1	0	0	1	0	0	0	0
Sep 12, 2013	at Texas Tech	L 10-20	2	2	10	1	1	0	1	0	0	0	0	0	0
Sep 28, 2013	SMU	W 48-17	5	5	27	3	2	1	2	0	0	0	0	0	0
Oct 05, 2013	at Oklahoma	L 17-20	3	3	17	2	2	0	1	0	0	0	0	0	0
Oct 12, 2013	KANSAS	W 27-17	5	4	20	2	2	0	2	0	0	0	0	1	0
Oct 19, 2013	at Oklahoma State	L 10-24	3	2	10	1	1	0	1	0	1	0	0	0	0
Oct 26, 2013	TEXAS	L 7-30	0	0	0	0	0	0	0	0	0	0	0	0	0
Nov 02, 2013	WEST VIRGINIA	L 27-30	5	4	24	3	0	3	1	0	0	0	1	0	0
Nov 09, 2013	at Iowa State	W 21-17	4	3	21	3	3	0	0	0	0	1	0	0	0
Nov 16, 2013	at Kansas State	L 31-33	3	3	21	3	2	1	0	0	0	0	0	0	0
Totals			37	32	188	23	17	6	9	0	2	1	1	1	0
32 of 37 (86.5%)															

**Opponents Inside TCU Red-Zone**

Date	Opponent	Score	Times In RZ	Times Scored	Total Pts	Rush TDs	Pass TDs	FGs Made	Failed to score inside RZ						
									FGA	Down	Int	Fumb	Half	Game	
Aug 31, 2013	vs LSU	L 27-37	6	6	30	3	2	1	3	0	0	0	0	0	0
Sep 07, 2013	SOUTHEASTERN LA.	W 38-17	2	2	10	1	1	0	1	0	0	0	0	0	0
Sep 12, 2013	at Texas Tech	L 10-20	2	2	10	1	0	1	1	0	0	0	0	0	0
Sep 28, 2013	SMU	W 48-17	3	3	17	2	0	2	1	0	0	0	0	0	0
Oct 05, 2013	at Oklahoma	L 17-20	2	2	10	1	1	0	1	0	0	0	0	0	0
Oct 12, 2013	KANSAS	W 27-17	2	1	3	0	0	0	1	0	0	1	0	0	0
Oct 19, 2013	at Oklahoma State	L 10-24	7	3	17	2	2	0	1	2	1	1	0	0	0
Oct 26, 2013	TEXAS	L 7-30	5	4	20	2	2	0	2	0	1	0	0	0	0
Nov 02, 2013	WEST VIRGINIA	L 27-30	4	4	20	2	0	2	2	0	0	0	0	0	0
Nov 09, 2013	at Iowa State	W 21-17	2	2	10	1	1	0	1	0	0	0	0	0	0
Nov 16, 2013	at Kansas State	L 31-33	4	4	16	1	1	0	3	0	0	0	0	0	0
Totals			39	33	163	16	10	6	17	2	2	2	0	0	0
33 of 39 (84.6%)															

**2013 TCU Horned Frogs Football**  
**TCU By-Quarter Statistics (as of Nov 18, 2013)**  
**All games**

**3rd-Down Conversions**

Date	Opponent	Score	Overall	1st Qtr	2nd Qtr	3rd Qtr	4th Qtr	Overtime
Aug 31, 2013	vs LSU	L 27-37	7-13 53.8	2-3 66.7	0-2 0.0	3-4 75.0	2-4 50.0	
Sep 07, 2013	SOUTHEASTERN LA.	W 38-17	5-13 38.5	2-4 50.0	1-4 25.0	1-2 50.0	1-3 33.3	
Sep 12, 2013	at Texas Tech	L 10-20	4-16 25.0	2-4 50.0	0-4 0.0	0-3 0.0	2-5 40.0	
Sep 28, 2013	SMU	W 48-17	2-12 16.7	1-2 50.0	0-5 0.0	1-3 33.3	0-2 0.0	
Oct 05, 2013	at Oklahoma	L 17-20	3-14 21.4	0-3 0.0	0-3 0.0	2-5 40.0	1-3 33.3	
Oct 12, 2013	KANSAS	W 27-17	2-11 18.2	0-1 0.0	1-4 25.0	0-2 0.0	1-4 25.0	
Oct 19, 2013	at Oklahoma State	L 10-24	6-17 35.3	0-3 0.0	0-3 0.0	2-5 40.0	4-6 66.7	
Oct 26, 2013	TEXAS	L 7-30	4-16 25.0	0-3 0.0	2-5 40.0	2-6 33.3	0-2 0.0	
Nov 02, 2013	WEST VIRGINIA	L 27-30	6-15 40.0	1-2 50.0	2-5 40.0	1-3 33.3	2-4 50.0	0-1 0.0
Nov 09, 2013	at Iowa State	W 21-17	6-19 31.6	2-7 28.6	1-2 50.0	1-5 20.0	2-5 40.0	
Nov 16, 2013	at Kansas State	L 31-33	6-15 40.0	2-5 40.0	0-3 0.0	3-5 60.0	1-2 50.0	
TCU			51-161 31.7	12-37 32.4	7-40 17.5	16-43 37.2	16-40 40.0	0-1 0.0
Opponents			66-180 36.7	14-41 34.1	20-51 39.2	10-38 26.3	22-50 44.0	0-0 0.0

**4th-Down Conversions**

Date	Opponent	Score	Overall	1st Qtr	2nd Qtr	3rd Qtr	4th Qtr	Overtime
Aug 31, 2013	vs LSU	L 27-37	0-0 0.0	0-0 0.0	0-0 0.0	0-0 0.0	0-0 0.0	
Sep 07, 2013	SOUTHEASTERN LA.	W 38-17	1-4 25.0	0-2 0.0	1-1 100.0	0-1 0.0	0-0 0.0	
Sep 12, 2013	at Texas Tech	L 10-20	0-2 0.0	0-0 0.0	0-0 0.0	0-1 0.0	0-1 0.0	
Sep 28, 2013	SMU	W 48-17	1-1 100.0	0-0 0.0	0-0 0.0	0-0 0.0	1-1 100.0	
Oct 05, 2013	at Oklahoma	L 17-20	1-1 100.0	0-0 0.0	0-0 0.0	1-1 100.0	0-0 0.0	
Oct 12, 2013	KANSAS	W 27-17	0-0 0.0	0-0 0.0	0-0 0.0	0-0 0.0	0-0 0.0	
Oct 19, 2013	at Oklahoma State	L 10-24	0-2 0.0	0-0 0.0	0-0 0.0	0-1 0.0	0-1 0.0	
Oct 26, 2013	TEXAS	L 7-30	0-0 0.0	0-0 0.0	0-0 0.0	0-0 0.0	0-0 0.0	
Nov 02, 2013	WEST VIRGINIA	L 27-30	0-0 0.0	0-0 0.0	0-0 0.0	0-0 0.0	0-0 0.0	0-0 0.0
Nov 09, 2013	at Iowa State	W 21-17	1-1 100.0	0-0 0.0	0-0 0.0	0-0 0.0	1-1 100.0	
Nov 16, 2013	at Kansas State	L 31-33	1-2 50.0	0-0 0.0	0-1 0.0	1-1 100.0	0-0 0.0	
TCU			5-13 38.5	0-2 0.0	1-2 50.0	2-5 40.0	2-4 50.0	0-0 0.0
Opponents			4-9 44.4	1-1 100.0	2-3 66.7	0-1 0.0	1-4 25.0	0-0 0.0

**Time of Possession**

Date	Opponent	Score	Overall	1st Qtr	2nd Qtr	3rd Qtr	4th Qtr	Overtime
Aug 31, 2013	vs LSU	L 27-37	23:59	6:15	4:59	7:18	5:27	
Sep 07, 2013	SOUTHEASTERN LA.	W 38-17	30:04	10:07	7:51	6:57	5:09	
Sep 12, 2013	at Texas Tech	L 10-20	35:46	7:37	9:02	9:21	9:46	
Sep 28, 2013	SMU	W 48-17	31:35	8:14	7:20	9:08	6:53	
Oct 05, 2013	at Oklahoma	L 17-20	30:02	6:06	4:18	12:48	6:50	
Oct 12, 2013	KANSAS	W 27-17	33:05	6:15	8:46	9:04	9:00	
Oct 19, 2013	at Oklahoma State	L 10-24	33:08	6:49	6:12	9:58	10:09	
Oct 26, 2013	TEXAS	L 7-30	26:01	6:30	8:20	7:39	3:32	
Nov 02, 2013	WEST VIRGINIA	L 27-30	31:34	8:43	9:05	7:26	6:20	0:00
Nov 09, 2013	at Iowa State	W 21-17	29:48	10:16	5:39	8:46	5:07	
Nov 16, 2013	at Kansas State	L 31-33	30:41	11:02	6:17	9:22	4:00	
TCU			Total	87:54	77:49	97:47	72:13	0:00
			Avg.	7:59	7:04	8:53	6:33	0:00
Opponents			Total	77:06	87:11	67:13	92:47	0:00
			Avg.	7:00	7:55	6:06	8:26	0:00



**2013 TCU Horned Frogs Football**  
**TCU Games Played (as of Nov 18, 2013)**  
**All games**

##	PLAYER	GP-GS	LSU	SLU	TTU	SMU	OU	KU	OSU	UT	WVU	ISU	KS
29	Moore, Jordan	11/1	XXX	XXX	XXX	XXX	XXX	XXX	XXX	XXX	XXX	START	XXX
58	Morris, Patrick	5/1	...	...	...	START	XXX	XXX	XXX	...	...	...	XXX
43	Murphy, Cliff	11/3	XXX	START	XXX	START	XXX	XXX	XXX	START	XXX	XXX	XXX
77	Naff, Jamelle	11/2	XXX	XXX	XXX	XXX	START	START	XXX	XXX	XXX	XXX	XXX
33	Oberkrom, Jaden	11/-	XXX	XXX	XXX	XXX	XXX	XXX	XXX	XXX	XXX	XXX	XXX
6	Olabode, Elisha	9/9	START	START	START	...	START	START	START	START	START	...	START
4	Pachall, Casey	6/5	START	START	...	...	...	...	...	XXX	START	START	START
36	Patterson, R.	2/-	...	...	...	...	...	...	...	...	XXX	XXX	...
37	Perry, Ethan	11/-	XXX	XXX	XXX	XXX	XXX	XXX	XXX	XXX	XXX	XXX	XXX
57	Pierson, Davion	10/7	START	START	START	START	START	START	START	...	XXX	XXX	XXX
14	Porter, David	11/5	XXX	XXX	XXX	XXX	XXX	START	START	XXX	START	START	START
50	Power, James	11/-	XXX	XXX	XXX	XXX	XXX	XXX	XXX	XXX	XXX	XXX	XXX
13	Slanina, Ty	11/2	XXX	XXX	XXX	XXX	XXX	START	XXX	XXX	START	XXX	XXX
81	Story, Ja'Juan	8/-	...	XXX	...	XXX	XXX	XXX	XXX	XXX	...	XXX	XXX
73	Tausch, Eric	11/11	START	START	START	START	START	START	START	START	START	START	START
2B	Thomas, Trent	11/-	XXX	XXX	XXX	XXX	XXX	XXX	XXX	XXX	XXX	XXX	XXX
72	Thompson, Bobby	1/-	...	...	...	...	...	...	...	...	XXX	...	...
93	Tuaua, Mike	11/2	XXX	XXX	XXX	XXX	XXX	XXX	XXX	XXX	XXX	START	START
74	Vaitai, H.	11/7	START	START	START	START	START	XXX	XXX	START	START	XXX	XXX
2	Verrett, Jason	10/10	START	START	START	START	START	START	START	START	START	...	START
88	White, Cam	9/5	XXX	START	START	XXX	START	START	START	...	XXX	XXX	...
25	White, Kevin	11/11	START	START	START	START	START	START	START	START	START	START	START
75	Wooldridge, J.	11/4	XXX	XXX	XXX	XXX	XXX	START	START	XXX	XXX	START	START