

TCU BASEBALL:



TCU BASEBALL HISTORY

INDIVIDUAL RECORDS80
TEAM RECORDS81
SEASON RECORDS82
CAREER RECORDS83
YEAR-BY-YEAR LEADERS85
TEAM STATS BY YEAR86
YEAR-BY-YEAR RECORDS87-91
SERIES RECORDS92
TEAM AWARDS93
POSTSEASON AWARDS94
FROGS IN THE PROS95-96
ALL-TIME LETTERWINNERS97-98
LEGENDS OF TCU99-100



BUILDING A TRADITION

HORNED FROG INDIVIDUAL RECORDS

HITTING

BATTING AVERAGE

Season: .465 Mike Ramsey (1985)
Career: .421 Mike Ramsey (84-85)

GAMES PLAYED

Season: 67 Brad Wallace (1996)
Career: 217 Sam Lunsford (95-98)

AT BATS

Game: 8 Jake Duncan
vs. Louisville (5-16-03)
8 . . Tom Butler, Jimmy Torres,
Phil Turner vs. Creighton (4-4-72)
Season: 262 Brad Wallace (1996)
Career: 793 Sam Lunsford (95-98)

RUNS

Game: 6 . . many times, most recently
Austin Adams
vs. Charlotte (4-23-05)
Season: 77 Sam Lunsford (1996)
Career: 232 Sam Lunsford (95-98)

HITS

Game: 7 Brad Wallace
vs. Maine (3-6-96)
Season: 97 Chad Huffman (2004)
Career: 317 Royce Huffman (96-99)

RBI

Game: 8 Royce Huffman
vs. San Diego State (4-18-98)
Season: 80 Chris Connally (1998)
Career: 225 Royce Huffman (96-99)

DOUBLES

Game: 3 7 times, most recently
J.J. Estrada
vs. Utah (2-11-05)
Season: 21 Jeff McCurdy (1996)
David Johnson (1996)
Stuart Musslewhite (2005)
Career: 59 Royce Huffman (96-99)

TRIPLES

Game: 2 . . many times, most recently
Rudy Rivera
vs. UT-Arlington (5-13-01)
Season: 9 Bernard Walker (1986)
Career: 17 Erick Macha (99-01)

HOME RUNS

Game: 3 10 times, most recently
Austin Adams
vs. Charlotte (4-23-05)
Season: 23 Chris Connally (1997)
Tom Hardgrove (1989)
Career: 44 Royce Huffman (96-99)

TOTAL BASES

Season: 171 Chris Connally (1997)
Career: 528 Royce Huffman (96-99)

SLUGGING PERCENTAGE

Season: .864 Chris Connally (1997)
Career: .799 Chris Connally (97-98)

SACRIFICES

Game: 3 Darren Thorpe
vs. SE Oklahoma (3-12-90)
Season: 15 Terry Trofholz (2002)
Career: 33 Terry Trofholz (01-03)

WALKS

Game: 4 11 times, most recently
Sean Stephens
vs. Cincinnati (3-27-03)
Season: 54 Sam Lunsford (1996)
Career: 158 Royce Huffman (96-99)

HIT BY PITCH

Season: 25 Levi Groomer (2000)
Career: 36 Shelby Ford (04-05)

STOLEN BASES

Game: 4 10 times, most recently
Jeff Yarbrough vs. BYU (3-21-98)
Season: 44 Darren Thorpe (1998)
Career: 94 Darren Thorpe (86, 88-90)

HITTING FOR THE CYCLE

Last Time: Shelby Ford
vs. Cincinnati (5-8-05)

FIELDING

PUTOUTS

Game: 20 Mike Losa
vs. Houston (2-28-93)
Season: 520 Walter Olmstead (2001)
Career: 1,284 David Wallace (96-99)

ASSISTS

Game: 10 Ramon Moses
vs. Hawai'i (4-16-01)
10 Sam Lunsford
vs. Illinois (2-21-00)
Season: 183 Brad Wallace (1996)
Career: 515 Trey Brooks (78-81)

ERRORS

Game: 4 Sonny Cason
vs. Texas Tech (3-2-74)
4 Stuart Musslewhite
vs. Oklahoma (4-12-05)
Season: 27 Kerby Smith (1994)
Career: 66 Brad Firestone (88-91)

PITCHING

EARNED RUN AVERAGE

Season: 1.11 Tommy Gramly (1966)
Career: 1.11 Tommy Gramly (1966)

APPEARANCES

Season: 33 Jeff Baker (1994)
Career: 85 Stan Newton (98-01)

GAMES STARTED

Season: 18 Clayton Jerome (2004)
Flint Wallace (1996)
Career: 54 Clayton Jerome (2004)
Shawn Thompson (97-00)

VICTORIES

Season: 15 Lance Broadway (2005)
Career: 38 Frank Johnstone (71-74)

INNINGS PITCHED

Season: 117.0 Lance Broadway (2005)
Career: 386.0 Clayton Jerome (01-04)

COMPLETE GAME

Season: 11 Kenny Benedict (1977)
Career: 37 Frank Johnstone (71-74)

SAVES

Season: 11 Robbie Findlay (2004)
Career: 15 Travis Barr (89-91)


STRIKEOUTS

Game: 18 Tommy Gramly
vs. Texas Tech (4-9-77)
Season: 151 Lance Broadway (2005)
Career: 336 Shawn Thompson (97-00)

WALKS

Game: 11 Brian Ohnoutka
vs. Texas (3-30-85)
Season: 68 Mickey McCarty (1967)
Career: 153 Cameron Young (77-80)

Lance Broadway rewrote the
single-season pitching record
book in 2005.



HORNED FROGS TEAM RECORDS

HITTING

BATTING AVERAGE

Season324 (1997)

SLUGGING PERCENTAGE

Season524 (1997)

LEFT ON BASE

Season573 (1996)

AT BATS

Game64 vs. Creighton (4-4-72)
Season2,306 (1996)

RUNS

Game30 vs. Louisville (5-16-03)
Season538 (1996)

HITS

Game35 vs. Louisville (5-16-03)
Season739 (1996)

RBI

Game29 vs. Iowa State (3-15-01)
Season478 (1996)

DOUBLES

Game9 vs. New Mexico (3-21-99)
Season151 (1996)

TRIPLES

Game4 vs. Fresno St. (4-7-00)
vs. Texas A&M (4-6-57)
Season33 (1998, 2001)

HOME RUNS

Game9 vs. Iowa State (3-15-01)
9 vs. Charlotte (4-23-05)
Season76 (1998)

TOTAL BASES

Game59 vs. Charlotte (4-23-05)
Season1,110 (1996)

STOLEN BASES

Game10 vs. Texas A&M (5-12-56)
Season134 (1996)

SACRIFICES

Game6 vs. SE Oklahoma (3-12-90)
vs. SW Texas (2-15-02)
Season76 (1986)

WALKS

Game22 vs. Rice (4-16-48)
Season382 (1996)

HIT BY PITCH

Game6 vs. UT-Arlington (2-2-98)
vs. UT-Arlington (2-5-99)
vs. Dallas Baptist (2-5-04)
Season:88 (2004)

FIELDING

FIELDING PERCENTAGE

Season971 (1998)

PUTOUTS

Game51 vs. Creighton (4-4-72)
Season1,703 (2004)

ASSISTS

Game23 vs. Hawai'i (4-16-01)
Season762 (1996)

ERRORS

Game9 vs. Oklahoma (4-12-05)
Season130 (1996)

DOUBLE PLAYS

Game4 (6 times)
Season65 (1996)

PITCHING

EARNED RUN AVERAGE

Season1.71 (1972)

MOST RUNS ALLOWED

Game26 vs. SW Missouri St. (4-8-90)
Season464 (1996)

FEWEST RUNS ALLOWED PER GAME

Season2.12 (1972)

MOST HITS ALLOWED

Game26 (2 times)
Season670 (2004)

FEWEST HITS ALLOWED

Season237 (1972)

STRIKEOUTS

Game19 vs. Manhattan (3-4-05)
Season544 (2005)

WALKS

Game15 vs. Oklahoma St. (3-31-87)
Season382 (1996)

SAVES

Season16 (1992)

MOST INNINGS

Game17 vs. Creighton (4-4-72)
Season567.2 (2004)

TEAM

MOST GAMES PLAYED . . . 67 (1996)

FEWEST GAMES PLAYED . . 1 (1898)

MOST VICTORIES41 (2005)

FEWEST VICTORIES0 (1902)

MOST LOSSES35 (1987)

FEWEST LOSSES0 (4 times)

WINNING PCT.840 (21-4) (1963)

LARGEST MARGIN OF VICTORY

.28 vs. Louisville (30-2) (5-16-03)

FROGS IN NCAA RECORD BOOK



Consecutive Times On Base

17Lew Williams (1987)
(16 times vs. Rice, 1 vs. N. Texas)

Team Walks in an Inning

11vs. Dallas Baptist, 2-23-98

Individual Walks in an Inning

3Jeff Yarbrough
vs. Dallas Baptist 2-23-98



Lew Williams holds the NCAA record for consecutive times on base with 17. He accomplished the feat in 1987.



Jeff Yarbrough holds the NCAA record for most walks in an inning, drawing three in a 1998 contest against Dallas Baptist.



Buddy Iles hit .404 in Southwest Conference league action in 1961.

INDIVIDUAL SEASON RECORDS

GAMES PLAYED

67Brad Wallace (1996)
67David Johnson (1996)
67Matt Howe (1996)
65Ryan Dunn (1996)
65Chris Neuman (2004)

AT-BATS

262Brad Wallace (1996)
260Stuart Musslewhite (2005)
258Chris Neuman (2004)
255Matt Howe (1996)
254David Johnson (1996)

RUNS SCORED

77Sam Lunsford (1996)
75Royce Huffman (1999)
72Chris Connally (1998)
71Sam Lunsford (1998)
71Chris Connally (1997)

HITS

97Chad Huffman (2004)
94Terry Trofholz (2002)
94Royce Huffman (1999)
89Royce Huffman (1998)
89David Johnson (1996)

BATTING AVG. (MIN. 150 AB)

.465Mike Ramsey (1985)
.441Terry Trofholz (2002)
.422Royce Huffman (1999)
.420Royce Huffman (1998)
.414Chris Connally (1997)

RUNS BATTED IN

80Chris Connally (1998)
77Royce Huffman (1998)
72Chris Connally (1997)
72Tommy Crain (1974)
71Tom Hardgrove (1989)

DOUBLES

21Stuart Musslewhite (2005)
21Jeff McCurdy (1996)
21David Johnson (1996)
20Chad Huffman (2004)
20Royce Huffman (1999)
20Brad Wallace (1996)
20Toby Wilmot (1986)

TRIPLES

9Bernard Walker (1986)
8Rudy Rivera (2001)
8Erick Macha (2000)
8Bubba Jackson (1986)
8Paul Gonzalez (1989)

HOME RUNS

23Chris Connally (1997)
23Tom Hardgrove (1989)
21Chris Thomsen (1991)
19Ryan Dunn (1997)
17Royce Huffman (1998)
17Chris Connally (1998)

TOTAL BASES

171Chris Connally (1997)
167Chris Connally (1998)
166Royce Huffman (1998)
165Royce Huffman (1999)
160Chris Thomsen (1991)

STOLEN BASES

44Darren Thorpe (1989)
43Darren Thorpe (1990)
34Fred Benavides (1987)
33Bernard Walker (1986)
32Sam Lunsford (1996)

SLUGGING PCT. (MIN 150 AB)

.864Chris Connally (1997)
.783Royce Huffman (1998)
.748Tommy Crain (1974)
.742Chris Connally (1998)
.742Mike Ramsey (1985)

WALKS

54Sam Lunsford (1996)
53Ryan Dunn (1996)
53Darren Thorpe (1989)
52Shawn Stanek (1994)
51Brad Firestone (1991)

HIT BY PITCH

25Levi Groomer (2000)
20Chad Huffman (2004)
19Mark Silva (1999)
18Shelby Ford (2004)
18Shelby Ford (2005)
17J.J. Estrada (2005)

STRIKEOUTS

67Walter Olmstead (2001)
64Walter Olmstead (2002)
62Ryan Dunn (1996)
59Brad Wallace (1996)
57Kyle Dahlberg (2004)

SACRIFICES

15Terry Trofholz (2002)
14Jim Lassiter (1974)
13Fred Benavides (1986)
13Kyle Dahlberg (2004)
12Terry Trofholz (2003)

PUTOUTS

520Walter Olmstead (2001)
511Walter Olmstead (2002)
493David Johnson (1996)
486Chris Thomsen (1991)
477David Wallace (1998)

ASSISTS

183Brad Wallace (1996)
178Shannon Coulter (1994)
176Erick Macha (2001)
173Jeff Yarbrough (1997)
172Will Lewis (2002)

PITCHING APPEARANCES

33Jeff Baker (1994)
32Robbie Findlay (2004)
31Tim Grieve (1994)
31Travis Barr (1991)
31Chad Underwood (2005)

GAMES STARTED

18Flint Wallace (1996)
18Clayton Jerome (2004)
17Chris Bradshaw (2001)
17Shawn Thompson (2000)
17Shawn Thompson (1998)

VICTORIES

15Lance Broadway (2005)
11Lance Brown (1963)
11Frank Johnstone (1972)
11Frank Johnstone (1974)
10Kerry Knox (1989)
10Flint Wallace (1996)
10Scott Atchison (1999)

INNINGS PITCHED

117.0Lance Broadway (2005)
114.2Shawn Thompson (1998)
114.1Mickey McCarty (1967)
113.2Tommy Gramly (1966)
111.2Clayton Jerome (2003)

COMPLETE GAMES

11Kenny Benedict (1977)
10Lance Brown (1963)
10Mickey McCarty (1967)
10Frank Johnstone (1972)
10Frank Johnstone (1973)
10Jess Cole (1972)

STRIKEOUTS

151Lance Broadway (2005)
120Tim Mauser (1988)
115Scott Atchison (1999)
109Lance Brown (1963)
108Shawn Thompson (1998)

EARNED RUN AVERAGE

1.11Tommy Gramly (1966)
1.25Frank Johnstone (1972)
1.46Rod Monahan (1970)

SAVES

11Robbie Findlay (2004)
10Tim Grieve (1994)
9Craig Farmer (1992)
7Stan Newton (2001)
7Jeff Shaddix (1998)

Stuart Musslewhite became the first Frog since 1996 to hit 21 doubles in a season.



INDIVIDUAL CAREER RECORDS

GAMES PLAYED

217Sam Lunsford (95-98)
213Royce Huffman (96-99)
205Mike Losa (88-92)
202Brad Wallace (92-96)
195Steve Stone (85-88)

AT-BATS

793Sam Lunsford (95-98)
793Royce Huffman (96-99)
732Mike Losa (88-92)
698Brad Wallace (92-96)
660Mike Settle (00-03)

RUNS SCORED

232Sam Lunsford (95-98)
229Royce Huffman (96-99)
163Jeff Yarbrough (95-98)
158Brad Wallace (92-96)
143Chris Connally (97-98)

HITS

317Royce Huffman (96-99)
259Sam Lunsford (95-98)
233Scott Malone (90-92)
229Mike Losa (88-92)
223Terry Trofholz (01-03)

BATTING AVG. (MIN. 250 AB)

.421Mike Ramsey (84-85)
.400Royce Huffman (96-99)
.395Chris Connally (97-98)
.378Scott Malone (90-92)
.368Chad Huffman (04-present)

RUNS BATTED IN

225Royce Huffman (96-99)
152Chris Connally (97-98)
152Ryan Dunn (95-97)
150Mike Settle (00-03)
149Tommy Crain (74-76)

DOUBLES

59Royce Huffman (96-99)
48Mike Settle (00-03)
46Sam Lunsford (95-98)
41Mike Losa (88-92)
40Brad Wallace (92-96)

TRIPLES

17Erick Macha (99-01)
14Brad Wallace (92-96)
13Mike Losa (88-92)
12Bernard Walker (85-86)
11Paul Gonzalez (88-90)
11Darren Thorpe (86, 88-90)

HOME RUNS

44Royce Huffman (96-99)
40Chris Connally (97-98)
36Ryan Dunn (95-97)
34Paul Gonzalez (88-90)
32Gene Burton (73-76)

TOTAL BASES

528Royce Huffman (96-99)
373Sam Lunsford (95-98)
371Mike Losa (88-92)
358Scott Malone (90-92)
341Gene Burton (73-76)

SLUGGING PCT. (MIN 250 AB)

.799Chris Connally (97-98)
.666Royce Huffman (96-99)
.619Mike Ramsey (84-85)
.614Jeff Newman (68-70)
.605Tommy Crain (74-76)

WALKS

158Royce Huffman (96-99)
143Sam Lunsford (95-98)
127Ryan Dunn (95-97)
123Trey Brooks (78-81)
121Phil Turner (71-74)

STRIKEOUTS

160Ryan Dunn (95-97)
152Walter Olmstead (00-02)
142Brad Wallace (92-96)
117Sam Lunsford (95-98)
115Kyle Dahlberg (2002-05)

STOLEN BASES

94Darren Thorpe (86, 88-90)
91Sam Lunsford (95-98)
64Jeff Yarbrough (95-98)
56Bernard Walker (85-86)
53Terry Trofholz (01-03)

SACRIFICES

33Terry Trofholz (01-03)
30Brent Barker (83-86)
29Sam Lunsford (95-98)
25Jim Lassiter (74-77)
23Kyle Dahlberg (02-05)

PUTOUTS

1,284David Wallace (96-99)
1,218Sam Lunsford (95-98)
1,160Tommy Crain (74-76)
857Kyle Dahlberg (02-05)
837Mark Silva (96-99)

ASSISTS

515Trey Brooks (78-81)
481Brad Wallace (92-96)
476Jeff Yarbrough (95-98)
462Sam Lunsford (95-98)
401Fred Benavides (85-87)

PITCHING APPEARANCES

85Stan Newton (98-01)
78Travis Barr (89-91)
77Tim Grieve (90, 92-94)
74Kerry Knox (86-88)
74Scott Atchison (95-99)
74Shawn Thompson (97-00)

GAMES STARTED

54Clayton Jerome (01-04)
54Shawn Thompson (71-74)
47Frank Johnstone (71-74)
45Chris Bradshaw (90, 92-94)
45Derek Lee (94-97)
45Reuben Tomlin (75-78)

VICTORIES

38Frank Johnstone (71-74)
28Clayton Jerome (01-04)
27Scott Atchison (95-99)
23Shawn Thompson (97-00)
21Reuben Tomlin (75-78)

INNINGS PITCHED

386.0Clayton Jerome (01-04)
378.0Frank Johnstone (71-74)
371.2Shawn Thompson (97-01)
304.0Scott Atchison (95-99)
299.2Chris Bradshaw (98-01)

COMPLETE GAMES

37Frank Johnstone (71-74)
20Reuben Tomlin (75-78)
18Brian Ohnoutka (83-85)

STRIKE OUTS

336Shawn Thompson (97-00)
312Clayton Jerome (01-04)
307Scott Atchison (95-99)
299Frank Johnstone (71-74)
258Kerry Knox (86-89)

WALKS

153Cameron Young (77-80)
145Brian Ohnoutka (83-85)
130Kelly Johns (91-93)

EARNED RUN AVERAGE

1.11Tommy Gramly (66)
1.50Chuck Machemehl (67-68)
1.63Mickey McCarty (67-68)

SAVES

15Travis Barr (89-91)
14Tim Grieve (90, 92-94)
13Robbie Findlay (02-04)
12Craig Farmer (91-94)
12Stan Newton (98-01)



Kyle Dahlberg was one of the top catchers in school history. He finished his career with a .989 fielding percentage.

INDIVIDUAL ACCOMPLISHMENTS

TCU NO-HITTERS

Date	Pitcher(s)	Innings	Opponent
1954	Robert McDaniel	5	Rice
2-22-72	Jess Cole	7	UT-Arlington
3-28-72	Sonny Cason	5	South Dakota State
	Jess Cole	2	
3-4-75	Reuben Tomlin	7	Texas Lutheran
3-17-85	Kight Higgins	7	Southwestern
2-7-95	Toby Dollar	3	Abilene Christian
	Derek Lee	2	
	Scott Atchison	2	
	Flint Wallace	2	
3-23-01	Chris Bradshaw	9	Hawaii-Hilo



Perfect Game

John Grace

7 IP • 4 Ks • 0 BB

4-8-72 vs. UTPA

* First and only Perfect Game in TCU Baseball History

UTPA	0	0	0	0	0	0	0	0	2
TCU	1	0	0	0	1	0	X	2	8
	W - Grace (3-1)					L - Newman			

TCU ONE-HITTERS

Date	Pitcher(s)	Innings	Opponent
1954	Tommy Hill	7	Rice
3-25-70	Bob Shaw	9	SMU
3-6-73	Frank Johnstone	7	Texas Wesleyan
2-25-75	Ed Owens	7	UT-Arlington
3-21-78	Greg Meyer	7	Kent
2-25-84	Wayne Stephens	2	Trinity
	Dan Critser	2	
	Bryan Ballantyne	1	
	John Partridge	1	
	Micky Kazmierski	1	
3-17-85	Brian Ohnoutka	7	Southwestern
3-11-86	Dwayne Williams	9	Oklahoma City
2-24-90	Britt Shoptaw	7	College of the Southwest
4-21-90	Jared Shope	7	Texas A&M
3-6-93	Jeff Zimmerman	7	College of the Southwest
1-27-96	David Meyer	5	Hawaii-Hilo
	Scott Atchison	4	
3-12-96	Derek Lee	5	Sam Houston State
	Erik Brown	2	
4-6-96	Derek Lee	7	Baylor



Seven Hits In One Game

Brad Wallace

7-for-7 • 3 2B • 1 3B

4 RBI • 4 Runs

3-6-96 vs. Maine

- 1st — Singled and scored
- 2nd — Singled, 2 RBI, scored
- 3rd — Doubled and scored
- 4th — Singled, RBI
- 5th — Tripled
- 6th — Doubled
- 7th — Doubled, RBI, scored

THREE-HOME RUN GAMES

Date	Player	Opponent	Final Score
4-4-61	Leon Blaze	Texas	L 15-13
2-23-88	Brad Firestone	North Texas	W 18-0
4-24-90	Paul Gonzalez	Dallas Baptist	W 8-7
3-6-91	Chris Thomsen	Northeast Louisiana	W 10-1
4-27-97	Mark Silva	New Mexico	W 13-5
4-18-98	Royce Huffman	San Diego State	W 17-7
5-14-98	Chris Connally	Rice	L 10-5
3-4-03	Jake Duncan	Oklahoma	L 13-6
4-30-04	Kyle Dahlberg	Louisville	W 18-11
4-23-05	Austin Adams	Charlotte	W 27-7



Home Run Cycle

Chris Thomsen

5 HR • 3-1-91 vs. NE

Louisiana (DH)

Game 1: 3-for-4, 3 HR, 6 RBI

Game 2: 2-for-3, 2 HR, 5 RBI

Game One

- 1st — Inside-the-Park HR
- 2nd — 3-run HR
- 4th — 2-run HR
- 6th — Flied out to right

Game Two

- 2nd — Walked
- 4th — Solo HR
- 6th — Grand Slam
- 8th — Flied out to right

YEAR-BY-YEAR LEADERS

Year	Batting Average	Home Runs	Runs Batted In	Stolen Bases	Victories	Earned Run Avg.
1966	Jimmy Duffy..... .343	Mickey Yates.....7	Jimmy Duffy.....24	Eddie Driggers12	Tommy Gramly9	Tommy Gramly1.11
1967	Richard Hooper377	Mickey Yates8	Mickey Yates20	Parke Davidson4	Mickey McCarty10	Mickey McCarty1.50
1968	Larry Peel351	Jeff Newman.....7	Jeff Newman31	Dick Turner.....8	Chuck Machemehl7	Chuck Machemehl1.69
1969	Dick George375	Jeff Newman.....7	Jeff Newman31	Roger Williams.....6	Jerome Hall8	Jerome Hall1.64
		Bill Ferguson.....7				
1970	Mike Marion389	Jeff Newman.....7	Jeff Newman20	Glenn Monroe5	Rod Monahan.....5	Rod Monahan1.46
1971	Glenn Monroe353	Glenn Monroe6	Glenn Monroe.....35	Glenn Monroe10	Earl Wallace8	Frank Johnstone1.81
1972	Jimmy Torres..... .343	Dana Carden6	Jimmy Torres33	Tom Butler12	Frank Johnstone11	Frank Johnstone1.26
1973	Phil Turner388	Gene Burton9	Phil Turner38	Tom Butler29	Frank Johnstone9	Tom Ladasau.....1.72
1974	Tommy Crain401	Tommy Crain.....16	Tommy Crain72	Phil Turner.....17	Frank Johnstone11	Frank Johnstone2.56
1975	Tommy Crain396	Gene Burton.....7	Tommy Craine.....46	Gene Burton8	Reuben Tomlin10	Ricky Means3.53
1976	Gene Burton353	Gene Burton9	Gene Burton.....41	Danny Twardowski19	Chris Kies4	Kenneth Benedict3.11
					Greg Kruciak4	
					Chad Utley4	
					Kenneth Benedict8	Kenneth Benedict3.61
1977	Biff LeFevre349	Biff LeFevre8	Biff LeFevre39	Biff LeFevre11	Cameron Young6	Cameron Young4.44
1978	Steve Houk..... .346	Biff LeFevre12	Biff LeFevre38	Terry Bellows15	Mark Heintz3	Mark Heintz1.31
1979	Don Peterson347	Trey Brooks.....11	Trey Brooks33	Don Peterson16	David Novey.....3	
					Cameron Young.....3	
1980	Scott Ringnald361	Trey Brooks.....6	Scott Ringnald36	Don Peterson13	Cameron Young5	Randal Rodriguez2.59
1981	Tom Houk333	Luis Rojas8	Luis Rojas35	Trey Brooks23	Jeff Long.....6	Greg Moore.....3.12
1982	Denny Day318	Barry Davis6	Barry Davis24	John Herrick.....8	Joel Perlman5	Carlos Barrett.....3.43
1983	John Herrick..... .359	Jeff Shafer6	Jeff Shafer41	Kenny Crafton8	Brian Ohnoutka7	Brian Ohnoutka.....3.75
1984	Johnny Morgan380	Darrin Roberts.....8	Mike Ramsey.....46	Kenny Crafton.....20	Wayne Stephens.....6	Wayne Stephens4.02
1985	Mike Ramsey465	Mike Ramsey9	Mike Ramsey42	Val Joe Walker.....23	Sam Booker7	Sam Booker.....2.68
					Dwayne Williams.....7	
1986	Bubba Jackson..... .357	Bubba Jackson7	Tony Wilmot.....48	Bernard Walker33	Dwayne Williams.....7	Glenn Serviente.....3.57
1987	Lew Williams348	Lew Williams.....9	Brian Veilleux.....53	Fred Benavides.....34	Tim Mauser4	Steve Callarman4.76
1988	Paul Gonzalez337	Paul Gonzalez14	Paul Gonzalez.....48	Mike Moore.....11	Tim Mauser7	Tim Mauser3.13
1989	Rob Jones..... .311	Tom Hardgrove23	Tom Hardgrove.....71	Darren Thorpe44	Kerry Knox.....10	Kerry Knox3.54
1990	Scott Malone..... .358	Paul Gonzalez.....16	Paul Gonzalez.....59	Darren Thorpe43	Britt Shoptaw7	Britt Shoptaw3.80
					Jared Shope7	
1991	Scott Malone..... .385	Chris Thomsen.....21	Chris Thomsen.....70	Scott Malone9	Travis Barr8	Jared Shope.....4.03
1992	Scott Malone394	Scott Malone.....7	Scott Malone.....44	Scott Malone11	Craig Farmer.....5	Tim Grieve3.25
					Reid Ryan.....5	
1993	Adam Robson378	Adam Robson12	Adam Robson42	Kemp Laidley.....13	Jeff Zimmerman8	Kelly Johns.....3.76
		Gavin Millay12				
1994	Darren Tawwater..... .343	Darren Tawwater.....15	Darren Tawwater59	Shannon Coulter13	Clay Caruthers.....8	Jeff Baker.....2.61
		Adam Robson15				
1995	Jason McClure327	Jason McClure.....11	Gavin Millay56	Sam Lunsford20	Scott Atchison7	Derek Lee3.92
1996	Jeff McCurdy365	Ryan Dunn11	Ryan Dunn64	Sam Lunsford.....32	Flint Wallace10	Derek Lee.....5.04
1997	Chris Connally414	Chris Connally23	Chris Connally.....72	Sam Lunsford17	David Meyer8	David Meyer4.45
1998	Royce Huffman420	Chris Connally17	Chris Connally80	Jeff Yarbrough.....25	Shawn Thompson8	Shawn Thompson.....5.26
		Royce Huffman.....17			Heath Collins.....8	
1999	Royce Huffman422	Royce Huffman15	Royce Huffman.....64	Eric McLamore.....17	Scott Atchison.....10	Scott Atchison.....2.58
2000	Mark Hamilton370	Mark Hamilton.....9	Mark Hamilton41	Erick Macha16	Shawn Thompson7	Shawn Thompson.....4.30
2001	Erick Macha350	Walter Olmstead10	Tom Bates55	Erick Macha18	Chris Bradshaw8	Stan Newton.....3.94
2002	Terry Trofholz..... .441	Walter Olmstead12	Walter Olmstead.....54	Terry Trofholz22	Clayton Jerome9	Josh Gardner2.51
2003	Jake Duncan..... .368	Chris Neuman16	Mike Settle.....58	Terry Trofholz.....19	Clayton Jerome9	Clayton Jerome2.34
2004	Chad Huffman..... .383	Shelby Ford16	Chris Neuman.....58	Ramon Moses23	Clayton Jerome9	Robbie Findlay2.73
					Eugene Spineli9	
2005	Shelby Ford370	Chad Huffman.....12	Chad Huffman53	Shelby Ford12	Lance Broadway15	Lance Broadway.....1.62

YEAR-BY-YEAR TEAM STATS

BATTING STATISTICS SINCE 1966

Year	GP	Avg.	AB	R	H	2B	3B	HR	RBI	TB	SLG%	OB%	SB	BB	HBP	SO	SF	SH	PO	A	E	PCT.
1966	31	.278	1078	208	300	56	8	20	174	432	.401	—	43	169	14	196	—	30	848	307	41	.966
1967	30	.276	990	173	273	40	5	24	151	395	.399	—	21	156	7	148	—	34	775	333	49	.958
1968	29	.278	980	177	272	53	8	27	146	422	.431	—	30	130	11	228	—	23	755	313	57	.950
1969	30	.304	963	195	293	37	7	24	174	416	.432	—	19	125	—	151	—	—	728	295	58	.939
1970	32	.260	988	132	257	31	10	15	118	353	.357	—	31	119	16	203	—	30	770	250	53	.950
1971	41	.261	1226	399	321	50	8	25	185	462	.377	—	27	147	—	172	—	—	—	—	—	—
1972	42	.276	1193	189	331	45	13	20	153	462	.387	—	33	177	13	213	—	21	914	402	52	.961
1973	43	.268	1235	228	331	57	10	26	191	486	.394	—	48	188	7	238	—	22	995	485	53	.965
1974	48	.313	1462	314	457	57	9	49	270	679	.464	—	61	215	13	212	—	26	1111	442	67	.958
1975	46	.276	1411	267	390	61	13	33	230	576	.408	—	39	194	15	168	—	—	1183	452	77	.955
1976	46	.282	1346	233	380	57	11	33	206	558	.415	—	58	170	18	203	—	—	1061	465	62	.961
1977	45	.275	1362	247	375	58	6	14	217	487	.358	.380	51	199	21	169	6	9	1025	368	85	.949
1978	47	.265	1392	242	360	53	10	37	201	544	.391	.375	42	229	13	217	10	26	1051	441	75	.952
1979	45	.267	1259	213	336	64	6	29	178	499	.396	.369	51	178	8	163	11	26	996	496	66	.958
1980	49	.290	1417	282	411	91	12	27	249	607	.428	.414	46	268	10	170	13	48	1108	477	82	.951
1981	46	.259	1269	224	329	51	15	22	198	491	.387	.379	78	216	8	206	13	33	1031	534	68	.958
1982	43	.254	1194	199	303	46	5	19	167	416	.348	.376	40	197	15	196	13	27	960	447	96	.936
1983	51	.301	1580	306	475	79	21	27	280	680	.430	.400	42	223	16	225	13	29	1184	477	84	.952
1984	47	.304	1454	277	442	73	13	24	234	613	.422	.414	98	228	14	215	18	27	1129	493	84	.951
1985	52	.306	1523	318	466	63	19	32	283	663	.435	.409	91	223	16	218	15	22	1188	533	62	.965
1986	60	.321	1879	421	603	91	31	32	366	852	.453	.430	101	266	29	275	37	39	1418	634	92	.957
1987	59	.289	1834	342	530	88	13	41	294	767	.418	.387	86	243	16	299	21	20	1384	542	97	.952
1988	59	.293	1863	334	545	94	19	46	298	815	.437	.395	42	254	20	314	26	21	1419	562	100	.952
1989	59	.282	1765	393	497	86	25	59	335	810	.459	.403	108	298	16	334	26	16	1379	534	77	.961
1990	59	.302	1869	378	564	89	25	55	318	868	.464	.402	133	264	13	312	21	25	1421	524	129	.938
1991	59	.290	1832	337	531	88	18	52	281	811	.443	.387	46	242	22	274	16	29	1434	576	94	.955
1992	55	.277	1759	267	487	80	12	30	237	681	.387	.373	54	215	23	274	20	32	1379	505	86	.956
1993	56	.302	1809	397	546	101	30	53	348	866	.479	.407	52	253	31	335	22	15	1364	506	89	.955
1994	60	.308	2011	486	619	120	24	69	434	809	.402	.429	58	351	34	353	24	22	1521	655	98	.957
1995	56	.281	1775	367	498	103	18	43	316	766	.432	.397	99	325	30	369	19	19	1362	585	115	.944
1996	67	.320	2306	538	739	151	23	58	478	1110	.481	.424	134	382	57	448	32	26	1683	762	130	.950
1997	53	.324	1851	437	600	108	18	75	391	969	.524	.411	59	252	43	356	30	19	1347	635	112	.947
1998	56	.308	1947	481	599	108	33	76	440	1001	.514	.408	98	297	52	405	28	16	1460	614	61	.971
1999	58	.308	2024	473	623	130	22	66	435	995	.492	.412	71	303	83	375	38	26	1537	591	100	.955
2000	56	.291	1885	310	548	112	24	44	279	840	.446	.372	69	189	69	375	22	36	1445	640	96	.956
2001	60	.309	2058	387	635	117	33	50	348	968	.470	.383	57	221	42	373	21	35	1542	684	70	.970
2002	59	.304	1996	390	606	111	21	51	354	912	.457	.378	88	196	55	349	23	48	1513	629	66	.970
2003	57	.307	1958	403	602	117	20	60	368	939	.480	.382	79	203	50	367	29	34	1470	571	79	.963
2004	65	.294	2245	427	660	119	13	73	380	1024	.456	.379	63	229	88	415	15	27	1703	643	93	.962
2005	61	.310	2197	454	680	144	14	75	411	1077	.490	.393	43	246	67	435	17	29	1622	616	93	.960

PITCHING STATISTICS SINCE 1966

YEAR	W-L-T	SV	ERA	CG	SHO	IP	H	R	ER	BB	K	HBP
1966	21-9-7	N/A	2.50	13	3	281.0	192	103	78	127	289	10
1967	20-9-1	N/A	1.99	17	5	258.1	187	81	57	136	185	10
1968	20-9-0	N/A	2.83	6	3	245.0	204	110	77	117	188	7
1969	22-8-0	N/A	2.78	9	2	246.0	210	125	76	152	197	N/A
1970	17-15-0	N/A	3.18	14	7	257.1	222	122	91	129	192	N/A
1971	22-19-0	N/A	3.70	21	6	296.1	282	154	122	148	237	N/A
1972	29-13-0	N/A	1.71	33	10	326.1	237	89	62	106	251	2
1973	31-12-0	N/A	2.19	25	7	332.1	275	111	81	112	237	6
1974	31-17-0	N/A	4.24	25	3	367.0	364	209	173	166	200	10
1975	29-17-0	N/A	4.64	17	9	362.2	380	233	187	196	209	16
1976	22-24-0	N/A	4.50	19	4	354.0	377	215	177	156	214	12
1977	22-22-1	N/A	5.49	26	4	347.1	432	268	212	166	191	11
1978	17-29-1	N/A	6.13	19	1	350.2	427	298	239	217	177	11
1979	21-24-0	6	5.37	11	1	332.0	364	247	198	201	226	5
1980	19-28-2	5	5.22	19	3	362.1	417	273	210	199	211	12
1981	27-19-0	2	3.81	26	4	344.2	316	183	146	190	199	20
1982	16-25-2	1	5.01	7	2	320.0	342	230	178	212	194	10
1983	26-25-0	4	5.20	13	6	396.1	458	309	229	307	200	10
1984	25-22-0	3	4.85	12	3	376.1	431	279	203	185	288	19
1985	35-17-0	9	4.00	14	4	396.0	397	222	176	221	311	13
1986	31-29-0	11	5.54	9	4	474.0	514	360	292	338	327	23
1987	24-35-0	4	6.01	14	4	462.0	552	379	308	285	370	24
1988	27-32-0	1	4.40	28	3	427.2	503	313	231	223	397	20
1989	37-22-0	9	5.13	18	4	459.2	505	317	262	202	315	29
1990	27-32-0	4	5.91	12	2	473.2	564	407	311	248	397	34
1991	34-25-0	10	4.69	11	5	478.0	515	312	249	225	339	48
1992	25-30-0	16	4.89	4	1	459.2	467	320	250	238	317	38
1993	34-22-0	12	3.80	12	6	464.2	467	259	196	203	415	25
1994	38-22-0	13	4.47	1	2	507.0	561	326	252	219	391	36
1995	27-29-0	7	5.35	10	1	454.0	494	343	270	212	396	43
1996	34-33-0	9	6.02	10	2	561.0	646	464	375	320	431	57
1997	26-27-0	7	6.19	8	0	449.0	579	400	309	199	358	36
1998	33-23-0	10	6.84	8	2	486.2	600	409	370	234	436	45
1999	32-26-0	10	5.81	7	2	512.1	629	406	331	216	468	49
2000	22-34-0	9	5.53	4	2	481.2	583	358	296	210	351	55
2001	32-28-0	8	5.39	3	3	514.0	608	350	308	155	405	58
2002	30-29-0	9	5.09	8	5	504.1	560	329	285	204	340	38
2003	35-22-0	5	4.44	6	6	490.0	532	294	242	178	422	41
2004	39-26-0	14	5.17	3	2	567.2	670	389	326	195	456	50
2005	41-20-0	6	4.01	7	8	540.2	523	310	241	251	544	44

YEAR-BY-YEAR RESULTS

1966 Overall: 21-9-1 • SWC: 11-6-1
Coach: Frank Windegger
Finish: SWC Quad-Champs

Feb. 24	Univ. of Dallas	W	9-2
25	Univ. of Dallas	W	14-1
March 4	Trinity Univ.	L	5-11
8	Sam Houston St.	W	7-2
9	Sam Houston St.	W	1-0
14	@ Sam Houston St.	W	5-3
15	@ Rice*	W	5-0
18	Abilene Christian	W	24-1
19	Baylor*	L	4-7
22	Arkansas	W	14-7
23	@ Texas*	W	6-2
26	SMU*	L	1-8
30	Kansas State	L	1-3
31	Kansas State	W	6-1
31	Kansas State	L	6-8
April 1	@ Baylor*	W	9-1
2	@ Baylor*	W	7-1
5	Loyola	W	12-1
6	Loyola	W	16-6
8	Texas Tech*	W	4-3
9	Texas Tech*	W	5-4
15	Rice*	W	8-1
16	Rice*	L	0-4
18	Texas A&M*	T	3-3
22	@ Texas A&M*	W	10-6
23	@ Texas A&M*	W	5-3
May 3	Texas*	L	1-2
3	Texas*	L	1-2
6	@ SMU*	L	7-8
7	@ SMU*	W	8-2
14	Texas A&M*	W	4-0

1967 Overall: 20-9-1 • SWC: 10-5
Coach: Frank Windegger
Finish: SWC Co-Champs

Univ. of Dallas	W	15-7	
Univ. of Dallas	W	28-0	
Sul Ross	W	4-2	
Sul Ross	W	5-3	
Texas Tech	W	3-1	
Texas Tech	W	4-2	
March 11	@ Texas A&M*	W	6-0
14	@ SMU*	W	7-5
Trinity	L	6-7	
Trinity (13)	T	1-1	
18	@ Baylor*	L	3-5
@ LSU	W	8-0	
@ LSU	L	1-3	
@ Loyola	L	5-6	
@ Loyola	W	5-1	
Missouri	W	3-1	
Missouri	W	17-4	
Missouri	L	2-4	
April 1	Texas*	L	0-1
7	SMU*	W	5-0
8	SMU* (10)	L	0-1
11	Rice*	W	6-1
14	Texas A&M*	W	3-2
15	Texas A&M*	W	4-2
21	@ Texas*	L	4-7
22	@ Texas* (10)	W	5-3
28	@ Rice* (12)	L	8-9
29	@ Rice*	W	3-1
May 5	Baylor*	W	12-2
6	Baylor*	W	9-0

1968 Overall: 20-9-0 • SWC: 13-5
Coach: Frank Windegger
Finish: 2nd SWC

Feb. 27	Tarleton State	W	3-1
27	Tarleton State	W	18-3
March 5	@ Texas*	W	10-9
6	@ Trinity	L	0-3
7	@ Trinity	L	2-4
9	Baylor*	W	6-5
12	@ Rice*	L	5-7
16	Texas A&M*	L	1-4
22	@ SMU*	W	5-4
22	@ SMU*	W	4-0
25	vs. SMU*	W	9-8
26	Sam Houston St.	W	6-4
26	Sam Houston St.	L	3-11
29	@ Texas A&M*	L	3-16
30	@ Texas A&M*	L	0-2
April 3	St. Thomas	W	15-1
4	St. Thomas	L	2-4

5	Rice*	W	9-5
6	Rice*	W	9-2
11	Abilene Christian	W	9-0
Centenary	W	16-2	
Centenary	W	3-1	
19	Texas*	W	7-5
20	Texas*	L	3-4
26	@ Baylor*	W	8-4
27	@ Baylor*	W	5-2
May 3	Texas Tech*	W	3-0
3	Texas Tech*	W	7-2
4	Texas Tech*	W	6-2

1969 Overall: 22-8-0 • SWC: 9-6
Coach: Frank Windegger
Finish: 2nd SWC

March 7	UT-Arlington	W	18-2
8	UT-Arlington	W	11-5
18	Abilene Christian	W	10-1
18	Abilene Christian	W	9-5
21	@ Texas*	L	3-7
21	@ Texas*	L	6-8
22	@ Texas*	L	5-7
28	Texas A&M*	W	7-6
28	Texas A&M*	L	5-8
29	Texas A&M*	W	10-2
31	Sam Houston St.	L	1-8
31	Sam Houston St.	L	3-5
April 1	Sam Houston St.	W	6-5
4	Baylor*	W	6-1
4	Baylor*	W	4-3
5	Baylor*	W	10-4
18	SMU*	L	0-5
18	SMU*	W	4-3
19	SMU*	W	6-5
21	Arkansas	W	14-13
Texas Wesleyan	W	12-3	
UT-Pan Am	W	11-6	
Texas Wesleyan	W	5-2	
St. Thomas	W	4-0	
St. Thomas	W	3-2	
St. Thomas	W	1-0	
St. Thomas	W	4-0	
May 2	@ Texas Tech*	W	6-4
2	@ Texas Tech*	L	1-4
3	@ Texas Tech*	W	10-3

1970 Overall: 17-15-0 • SWC: 9-8
Coach: Frank Windegger
Finish: 5th SWC

March 9	Univ. of Dallas	W	10-1
11	@ Arizona	W	4-3
12	@ Arizona	L	6-7
13	@ Arizona	L	6-9
14	@ Arizona	L	3-4
14	@ Arizona	L	2-5
23	Rice*	W	10-1
23	Rice*	L	6-8
24	Rice*	W	10-6
25	@ SMU*	L	0-1
25	@ SMU*	W	1-0
25	@ SMU*	W	2-0
April 1	Texas Wesleyan	W	11-4
1	Texas Wesleyan	W	4-0
4	@ Baylor*	W	9-5
5	@ Baylor*	L	5-7
5	@ Baylor*	W	3-1
7	@ UT-Arlington	L	7-8
7	@ UT-Arlington	W	3-0
10	Texas Tech*	W	1-0
11	Texas Tech*	W	2-1
11	Texas Tech*	L	4-7
13	UT-Arlington	W	7-2
20	UT-Pan Am	L	0-2
22	Sam Houston St.	L	0-4
22	Sam Houston St.	W	10-8
24	Texas*	L	0-2
24	Texas*	L	0-14
Texas Wesleyan	W	9-0	
May 1	Texas A&M*	L	2-3
1	Texas A&M*	L	0-3
2	Texas A&M*	W	1-0

1971 Overall: 22-19-0 • SWC: 9-8
Coach: Frank Windegger
Finish: SWC Quad-Champs

March 4	Dallas Baptist	W	1-0
4	Dallas Baptist	L	0-4
5	UT-Arlington	W	6-2
5	UT-Arlington	W	9-0

6	UT-Arlington	L	2-3
6	UT-Arlington	W	9-1
9	Southwestern	W	21-5
9	Southwestern	W	10-3
12	@ UT-Pan Am	L	4-9
12	@ UT-Pan Am	L	2-5
13	@ UT-Pan Am	W	9-8
13	@ UT-Pan Am	L	1-6
16	Kansas State	W	7-0
16	Kansas State	W	9-1
19	@ Rice*	W	6-5
20	@ Rice*	L	0-1
20	@ Rice*	W	7-5
23	SE Oklahoma	L	1-2
23	SE Oklahoma	L	2-8
24	Texas Wesleyan	L	5-6
24	Texas Wesleyan	L	2-5
26	Baylor*	W	5-0
26	Baylor*	W	6-2
27	Baylor*	L	6-8
30	Sam Houston St.	L	1-3
30	Sam Houston St.	L	2-4
April 1	@ Texas*	L	4-13
1	@ Texas*	L	0-6
2	@ Texas*	L	5-11
12	Creighton	W	5-0
12	Creighton	W	9-2
13	Texas Wesleyan	W	5-4
13	Texas Wesleyan	W	8-0
19	SMU*	W	2-2
19	SMU*	W	6-3
23	Texas A&M*	W	5-3
23	Texas A&M*	W	4-3
24	Texas A&M*	W	8-7
30	@ Texas Tech*	L	1-4
30	@ Texas Tech*	L	1-3
May 1	@ Texas Tech*	L	1-6

1972 Overall: 29-13-0 • SWC: 12-6
Coach: Frank Windegger
Finish: SWC Co-Champs

Feb. 22	UT-Arlington	W	1-0
22	UT-Arlington	W	4-1
25	Texas Wesleyan	W	7-1
25	Texas Wesleyan	L	3-4
26	Texas Wesleyan	W	8-0
26	Texas Wesleyan	L	0-2
March 3	Iowa State	W	3-0
3	Iowa State	W	6-1
4	Iowa State	L	1-3
4	Iowa State	W	1-3
7	Univ. of Dallas	W	7-0
7	Univ. of Dallas	W	5-1
10	NE Louisiana	L	1-2
10	NE Louisiana	W	4-1
11	NE Louisiana	W	9-0
11	NE Louisiana	W	8-0
17	@ Texas A&M*	W	6-3
17	@ Texas A&M*	W	10-4
18	@ Texas A&M*	L	3-5
24	Texas Tech*	W	4-3
24	Texas Tech*	W	3-2
25	Texas Tech*	W	4-3
28	South Dakota St.	W	3-1
28	South Dakota St.	W	12-0
31	Rice*	W	3-0
31	Rice*	W	1-0
31	Rice*	W	10-0
April 4	Creighton	W	3-2
4	Creighton	L	1-4
7	UT-Pan Am	L	1-3
7	UT-Pan Am	W	5-4
8	UT-Pan Am	L	0-1
8	UT-Pan Am	W	2-0
14	@ Baylor*	L	3-4
14	@ Baylor*	L	0-3
15	@ Baylor*	W	5-4
21	Texas*	W	2-1
21	Texas*	L	5-8
22	Texas*	L	1-5
May 1	SMU*	L	3-4
2	SMU*	W	10-6
2	SMU*	W	16-1

1973 Overall: 31-12-0 • SWC: 12-7
Coach: Frank Windegger
Finish: SWC Co-Champs

Feb. 24	Trinity	W	5-4
24	Trinity	L	0-2
25	Texas Wesleyan	L	2-5
25	Texas Wesleyan	L	5-8

27	Univ. of Dallas	W	8-4
27	Univ. of Dallas	W	19-4
March 2	UT-Arlington	L	1-2
2	UT-Arlington	W	6-1
3	St. Mary's (Texas)	W	2-0
3	St. Mary's (Texas)	W	4-1
6	Texas Wesleyan	W	5-0
6	Texas Wesleyan	W	3-2
9	Kearney State	W	1-0
9	Kearney State	W	13-2
10	Kearney State	W	11-3
10	Kearney State	W	5-1
16	@ Texas*	L	3-4
16	@ Texas*	L	4-9
17	@ Texas*	L	0-4
20	Kent State	W	4-1
20	Kent State	W	10-1
22	Houston*	L	3-5
22	Houston*	W	6-0
24	Houston*	W	12-7
24	Houston*	W	2-0
27	NE Louisiana	W	2-0
27	NE Louisiana	W	2-0
31	Baylor*	W	12-2
31	Baylor*	W	18-2
April 6	Texas A&M*	L	0-1
7	Texas A&M*	W	3-1
7	Texas A&M*	W	4-3
9	UT-Pan Am	W	5-2
9	UT-Pan Am	W	4-3
13	@ Rice*	W	5-4
13	@ Rice*	W	11-1
20	SMU*	W	3-1
20	SMU*	W	4-1
21	SMU*	W	6-2
23	UT-Arlington	W	3-2
23	UT-Arlington	L	2-8
27	@ Texas Tech*	W	9-0
28	@ Texas Tech*	L	4-5
28	@ Texas Tech*	L	0-4

1974 Overall: 31-17-0 • SWC: 14-10
Coach: Frank Windegger
Finish: 3rd SWC

Feb. 16	@ UT-Arlington	W	5-0
16	@ UT-Arlington	W	4-3
19	UT-Arlington	L	0-3
19	UT-Arlington	W	6-3
22	Texas Wesleyan	W	7-2
22	Texas Wesleyan	W	10-3
23	Texas Wesleyan	L	6-9
23	Texas Wesleyan	W	16-5
March 1	Texas Tech*	W	12-3
2	Texas Tech*	L	0-8
2	Texas Tech*	W	4-3
5	Oklahoma	L	8-12
5	Oklahoma	L	4-5
8	@ Houston*	W	10-0
9	@ Houston*	W	4-2
9	@ Houston*	L	4-7
12	Kearney State	W	9-2
12	Kearney State	W	10-1
14	Rice*	L	0-4
15	Rice*	W	1-0
15	Rice*	W	9-1
19	Nebraska	W	14-6
19	Nebraska	W	10-3
22	@ Baylor*	W	15-4
23	@ Baylor*	L	0-4
23	@ Baylor*	W	8-6
26	Kent State	W	2-1
26	Kent State	W	5-4
29	@ Texas A&M*	L	1-4
30	@ Texas A&M*	L	4-5
30	@ Texas A&M*	L	8-16
April 2	Texas Lutheran	W	4-0
2	Texas Lutheran	W	8-4
5	UT-Pan Am	W	8-3
5	UT-Pan Am	W	7-2
6	UT-Pan Am	W	10-1
6	UT-Pan Am	L	10-11
12	Arkansas*	W	8-2
13	Arkansas*	W	6-5
13	Arkansas*	W	6-3
16	@ Oklahoma	L	3-7
16	@ Oklahoma	L	11-14
19	Texas*	L	2-5
20	Texas*	L	4-10
20	Texas*	L	2-8
26	@ SMU*	W	7-2
27	@ SMU*	W	17-2
27	@ SMU*	W	6-1

1975 Overall: 22-8-0 • SWC: 9-6
Coach: Frank Windegger
Finish: 2nd SWC

Feb. 21	@ Texas Wesleyan	W	11-5
21	@ Texas Wesleyan	W	9-7
25	@ UT-Arlington	W	4-0
25	@ UT-Arlington	W	2-0
26	UT-Arlington	W	12-6
26	UT-Arlington	W	6-5
28	@ Texas Tech*	W	11-10
March 1	@ Texas Tech*	W	5-0

YEAR-BY-YEAR RESULTS

9	Texas Tech*	W	3-2
10	Texas Tech*	L	5-11
10	Texas Tech*	W	9-5
20	@ SMU*	W	4-2
20	@ SMU*	W	5-1
23	UT-Pan Am	W	5-0
23	UT-Pan Am	L	0-4
24	UT-Pan Am	L	3-4
24	UT-Pan Am	W	7-2

1977 Overall: 22-22-1 • SWC: 9-13-1
Coach: Willie Maxwell
Finish: 7th SWC

Feb.	19	@ Texas Wesleyan	W	14-12
	19	@ Texas Wesleyan	L	3-4
	22	Sam Houston St.	W	4-2
	22	Sam Houston St.	L	3-16
	25	@ Baylor*	L	3-20
	26	@ Baylor*	W	2-1
	26	@ Baylor*	W	3-2
	28	@ UT-Arlington	W	4-0
March	1	Texas Wesleyan	W	10-6
	1	UT-Arlington	W	14-3
	2	@ Texas Wesleyan	L	0-11
	4	Rice*	W	10-7
	5	Rice*	W	3-1
	5	Rice*	W	11-4
	8	@ UT-Arlington	W	6-5
	8	@ UT-Arlington	L	4-6
	11	@ Texas*	L	1-14
	12	@ Texas*	L	0-8
	12	@ Texas*	L	4-8
	14	Emporia State	L	4-7
	14	Emporia State	W	8-6
	15	Central Michigan	L	2-4
	15	Central Michigan	L	0-10
	16	Ouachita Baptist	W	2-1
	16	Ouachita Baptist	L	2-4
	18	Texas A&M*	L	1-5
	19	Texas A&M*	L	3-7
	19	Texas A&M*	L	4-17
	22	Bradley	W	17-4
	22	Bradley	W	12-10
	28	@ Houston*	L	0-4
	29	@ Houston*	L	1-2
	29	@ Houston*	T	5-5
April	1	Arkansas*	W	5-2
	2	Arkansas*	L	0-3
	2	Arkansas*	L	5-6
	5	Dallas Baptist	W	11-7
	5	Dallas Baptist	L	2-14
	8	@ Texas Tech*	L	7-11
	9	@ Texas Tech*	L	2-4
	9	@ Texas Tech*	W	17-3
	12	Univ. of Dallas	W	9-2
	12	Univ. of Dallas	W	16-0
	19	SMU*	W	1-0
	19	SMU*	W	13-0

1978 Overall: 18-29-1 • SWC: 7-17
Coach: Willie Maxwell
Finish: 8th SWC

Feb.	25	@ Texas Wesleyan	W	8-5
	25	@ Texas Wesleyan	L	2-5
	26	@ UT-Arlington	W	13-1
	26	@ UT-Arlington	L	2-3
March	2	UT-Arlington	L	10-12
	2	UT-Arlington	L	7-8
	6	Texas Wesleyan	L	4-7
	6	Texas Wesleyan	W	4-2
	10	@ SMU*	W	2-1
	11	@ SMU*	L	8-11
	11	@ SMU*	W	8-3
	13	Central Michigan	L	7-17
	13	Central Michigan	W	11-5
	17	Texas Tech*	L	11-12
	18	Texas Tech*	L	6-8
	18	Texas Tech*	W	3-0
	21	Kent State	W	7-2
	21	Kent State	L	1-4
	22	Sam Houston St.	L	7-10
	22	Sam Houston St.	W	8-7
	27	@ Arkansas*	L	3-6
	27	@ Arkansas*	L	3-4
	28	@ Arkansas*	L	2-7
	31	Houston*	W	9-6
April	1	Houston*	L	2-10
	1	Houston*	L	2-17
	4	@ Oklahoma	L	2-10
	4	@ Oklahoma	L	3-6
	7	@ Texas A&M*	L	3-4

8	@ Texas A&M*	L	1-3
8	@ Texas A&M*	L	3-14
11	Univ. of Dallas	W	2-1
11	Univ. of Dallas	W	14-1
14	Texas*	L	7-9
15	Texas*	L	2-8
15	Texas*	W	8-2
18	@ Sam Houston St.	L	0-2
18	@ Sam Houston St.	W	4-2
19	@ Sam Houston St.	L	4-12
21	@ Rice*	W	8-1
22	@ Rice*	L	1-2
22	@ Rice*	W	6-3
25	Dallas Baptist	W	4-0
25	Dallas Baptist	W	5-4
27	@ UT-Arlington	T	1-1
28	Baylor*	L	8-14
29	Baylor*	L	1-13
29	Baylor*	L	8-13

1979 Overall: 21-24-0 • SWC: 7-17
Coach: Roger Williams
Finish: 8th SWC

Feb.	23	Sam Houston St.	W	12-5
	23	Sam Houston St.	L	0-3
	27	Dallas Baptist	W	3-1
	27	Dallas Baptist	L	3-5
March	1	Texas Wesleyan	W	5-4
	1	Texas Wesleyan	W	5-2
	4	Texas Wesleyan	W	9-8
	4	Texas Wesleyan	L	1-5
	5	Dallas Baptist	W	9-1
	5	Dallas Baptist	W	14-5
	6	@ Sam Houston St.	L	2-3
	6	@ Sam Houston St.	L	0-4
	9	SMU*	L	4-7
	10	SMU*	W	2-1
	10	SMU*	W	6-5
	13	Abilene Christian	W	14-5
	13	Abilene Christian	W	9-5
	14	UT-Arlington	L	1-10
	14	UT-Arlington	W	6-2
	17	@ Texas Tech*	L	10-11
	18	@ Texas Tech*	L	8-14
	18	@ Texas Tech*	W	8-1
	24	Arkansas*	L	1-7
	24	Arkansas*	L	1-10
	25	Arkansas*	L	4-9
	27	Rockford College	W	3-0
	27	Rockford College	W	2-1
	31	@ Houston*	W	13-11
	31	@ Houston*	L	1-5
April	1	@ Houston*	L	0-3
	4	North Texas	W	13-6
	4	North Texas	W	6-1
	6	Texas A&M*	L	4-8
	7	Texas A&M*	L	1-8
	7	Texas A&M*	W	8-6
	13	@ Texas*	L	1-3
	14	@ Texas*	L	1-5
	14	@ Texas*	L	5-15
	17	Hardin-Simmons	L	0-8
	22	Rice*	W	5-4
	22	Rice*	L	1-6
	23	Rice*	L	4-6
	27	@ Baylor*	L	4-9
	28	@ Baylor*	L	2-3
	28	@ Baylor*	W	14-6

1980 Overall: 19-28-2 • SWC: 7-14-2
Coach: Willie Maxwell
Finish: 7th SWC

Feb.	19	Hardin-Simmons	W	11-4
	19	Hardin-Simmons	L	2-4
	20	@ Texas Wesleyan	L	1-14
	20	@ Texas Wesleyan	L	1-2
	22	UT-Arlington	W	10-7
	22	UT-Arlington	W	13-4
	23	Midwestern State	W	6-3
	23	Midwestern State	W	7-3
	26	Oral Roberts	L	0-6
	26	Oral Roberts	L	4-6
	29	Houston*	W	5-4
March	2	Houston*	W	1-0
	2	Houston*	T	11-11
	4	Austin College (5)	W	22-2
	4	Austin College (5)	W	16-2
	7	@ Texas A&M*	W	15-8
	8	@ Texas A&M*	L	0-2
	8	@ Texas A&M*	L	5-6
	11	Dallas Baptist	W	6-3

11	Dallas Baptist	L	5-6	
12	Emporia State	L	4-5	
12	Emporia State	L	10-16	
14	Lubbock Christian	W	3-2	
15	Lubbock Christian	W	7-6	
15	Lubbock Christian	L	3-4	
18	Texas Wesleyan	L	1-7	
18	Texas Wesleyan	L	2-5	
21	@ Rice*	L	8-9	
22	@ Rice*	L	0-1	
22	@ Rice*	L	8-11	
	@ UT-Arlington	W	9-6	
	@ UT-Arlington	W	5-3	
30	Baylor*	L	7-8	
31	Baylor*	W	2-0	
31	Baylor*	L	5-8	
April	4	@ Oral Roberts	L	3-12
	5	@ Oral Roberts	L	1-2
	5	@ Oral Roberts	L	3-4
	11	SMU*	W	12-10
	18	Texas Tech*	L	2-5
	19	Texas Tech*	L	3-4
	19	Texas Tech*	T	8-8
	20	Texas Tech*	L	3-4
	25	@ Arkansas*	L	1-5
	27	@ Arkansas*	L	2-3
	27	@ Arkansas*	L	17-18
May	2	Texas*	L	6-8
	3	Texas*	W	4-2
	3	Texas*	W	2-0

1981 Overall: 27-19-0 • SWC: 9-12
Coach: Willie Maxwell
Finish: 6th SWC

Feb.	21	Texas Wesleyan	L	3-4
	21	Texas Wesleyan	L	1-2
	24	@ UT-Arlington	L	3-4
	24	@ UT-Arlington	L	2-3
March	4	Southwestern	L	4-8
	4	Southwestern	W	2-1
	10	North Texas	W	8-2
	13	Arkansas*	L	1-4
	14	Arkansas*	W	6-5
	23	@ Texas Wesleyan	L	1-3
	24	Oral Roberts	L	7-8
	25	St. Edward's	W	3-0
	25	St. Edward's	W	12-7
	26	@ UT-Arlington	L	5-4
March	1	Mary Hardin Baylor	W	3-2
	1	Mary Hardin Baylor	W	11-5
	7	Lamar	L	2-6
	7	Lamar	W	3-2
	8	Southwestern	W	2-1
	8	Southwestern	W	3-2
	9	Hardin-Simmons	W	5-3
	11	NW Missouri St.	W	15-9
	12	NW Missouri St.	L	3-6
	12	NW Missouri St.	W	6-2
	14	UTEP	W	8-6
	15	Texas Wesleyan	W	3-0
	16	North Dakota St.	W	4-0
	16	North Dakota St.	W	10-5
	17	North Dakota St.	W	21-0
	19	Texas A&M*	W	10-2
	19	Texas A&M*	L	7-15
	20	Texas A&M*	L	8-17
	27	@ Baylor*	W	6-0
	27	@ Baylor*	L	1-6
	28	@ Baylor*	W	7-5
	30	St. Olaf	W	10-8
April	1	@ Texas*	L	5-6
	2	@ Texas*	W	1-0
	2	@ Texas*	L	9-11
	5	UT-Pan Am	L	4-18
	5	UT-Pan Am	L	3-8
	9	Rice*	L	0-6
	9	Rice*	L	4-15
	10	Rice*	L	6-7
	13	Midwestern	L	8-9
	13	Midwestern	L	11-15
	16	@ Houston*	L	3-7
	16	@ Houston*	L	1-6
	17	@ Houston*	L	4-5
	20	@ UT-Arlington	W	14-7
	23	Arkansas*	L	3-4
	23	Arkansas*	L	5-10
	24	Arkansas*	L	3-9
	26	UT-Arlington	W	6-1
	30	@ Texas Tech*	L	1-4
	30	@ Texas Tech*	W	12-9
May	1	@ Texas Tech*	W	11-10

1982 Overall: 16-25-2 • SWC: 4-15-1
Coach: Willie Maxwell
Finish: 8th SWC

Feb.	19	St. Edward's	L	0-3
	19	St. Edward's	W	6-5
	20	Texas Wesleyan	L	2-7
	20	Texas Wesleyan	L	2-8
	23	UT-Arlington	W	4-3
	23	UT-Arlington	L	8-10
March	3	Southwestern	W	11-10

3	Southwestern	W	8-3	
9	Kearney State	W	9-4	
9	Kearney State	T	2-2	
12	@ Arkansas*	L	1-3	
13	@ Arkansas*	L	1-2	
13	@ Arkansas*	L	4-8	
15	@ Oral Roberts	L	3-9	
16	@ Oral Roberts	L	1-3	
17	North Texas	W	3-2	
19	Texas Tech*	L	2-13	
20	Texas Tech*	W	7-6	
20	Texas Tech*	L	7-10	
23	North Dakota St.	W	6-0	
23	North Dakota St.	W	5-1	
26	@ Texas A&M*	T	7-7	
28	@ Texas A&M*	W	8-6	
28	@ Texas A&M*	L	5-13	
30	Elmhurst College	W	2-1	
30	Elmhurst College	W	2-1	
April	3	Baylor*	L	0-2
	3	Baylor*	L	1-3
	4	Baylor*	W	12-1
	6	@ UT-Arlington	L	9-10
	6	@ UT-Arlington	L	4-6
	9	Texas*	L	4-6
	11	Texas*	L	1-9
	13	@ Texas Wesleyan	L	5-7
	13	@ Texas Wesleyan	W	10-4
	16	@ Rice*	L	2-4
	17	@ Rice*	L	2-5
	17	@ Rice*	L	3-12
	20	Southwest Texas St.	W	9-0
	20	Southwest Texas St.	L	1-2
	25	Houston*	L	5-7
	26	Houston*	W	9-4
	26	Houston*	L	9-6

1983 Overall: 26-25-0 • SWC: 6-15
Coach: Willie Maxwell
Finish: 7th SWC

Feb.	18	@ M.H. Baylor	W	9-5
	18	@ M.H. Baylor	W	8-5
	23	@ Texas Wesleyan	L	4-6
	23	@ Texas Wesleyan	L	1-3
	24	Oral Roberts	L	7-8
	25	St. Edward's	W	3-0
	25	St. Edward's	W	12-7
	26	@ UT-Arlington	L	5-4
March	1	Mary Hardin Baylor	W	3-2
	1	Mary Hardin Baylor	W	11-5
	7	Lamar	L	2-6
	7	Lamar	W	3-2
	8	Southwestern	W	2-1
	8	Southwestern	W	3-2
	9	Hardin-Simmons	W	5-3
	11	NW Missouri St.	W	15-9

YEAR-BY-YEAR RESULTS

13	@ Houston*	L	5-6
14	@ Houston*	L	2-3
16	Dallas Baptist	W	4-2
16	Dallas Baptist	L	0-3
19	Arkansas*	L	7-19
20	Arkansas*	W	4-3
20	Arkansas*	L	6-12
23	UT-Pan Am	L	4-6
24	UT-Pan Am	W	6-1
24	UT-Pan Am	W	19-3
28	@ Texas Tech*	W	7-6
28	@ Texas Tech*	W	11-8
29	@ Texas Tech*	W	17-7
3	Texas A&M*	L	5-12
4	Texas A&M*	W	6-1
4	Texas A&M*	L	0-5

1986 Overall: 31-29-0 • SWC: 5-16
Coach: Bragg Stockton
Finish: T-7th SWC

Feb.	18	North Texas	W	11-2
	18	North Texas	W	13-7
	19	Dallas Baptist	W	6-0
	19	Dallas Baptist	W	8-3
	20	Oral Roberts	W	7-6
	22	@ M.H. Baylor	W	13-2
	22	@ M.H. Baylor	L	4-9
	25	Southwest Texas St. W	8-1	
	25	Southwest Texas St. L	2-6	
	26	@ UT-Arlington	W	11-10
	27	@ Oklahoma City	W	8-7
	28	@ Oklahoma	W	10-7
March	1	@ Oklahoma	L	5-15
	3	Hardin-Simmons	W	3-1
	3	Hardin-Simmons	W	10-4
	7	Prairie View A&M	W	23-5
	8	Emporia State	L	5-10
	8	Emporia State	L	6-8
	10	@ UT-Arlington	L	4-5
	11	Oklahoma City	W	4-0
	12	@ Hardin-Simmons	W	2-1
	14	Wichita State	L	4-14
	15	vs. Miami (Ohio)	L	3-6
	15	vs. Miami (Ohio)	W	4-0
	16	vs. Miami (Ohio)	W	13-0
	16	vs. Miami (Ohio)	W	3-1
	17	@ St. Edward's	W	19-14
	17	@ St. Edward's	L	6-7
	18	@ Southwestern	W	18-14
	21	Baylor*	L	1-9
	22	Baylor*	W	3-2
	22	Baylor*	W	11-7
	25	Cal-Poly Pomona	W	7-1
	25	UT-Arlington	L	3-5
	26	Cal-Poly Pomona	L	1-3
	26	St. Francis (Ill.)	L	3-14
	28	Texas*	W	7-2
	29	Texas*	L	3-5
	29	Texas*	L	6-8
April	1	Southwestern	W	10-9
	4	@ Rice*	L	3-4
	5	@ Rice*	L	5-6
	5	@ Rice*	W	15-6
	8	UT-Pan Am	W	5-4
	8	UT-Pan Am	L	5-7
	9	UT-Pan Am	W	8-3
	11	Houston*	L	6-7
	12	Houston*	L	6-7
	12	Houston*	L	2-4
	15	UT-Arlington	W	7-5
	18	@ Arkansas*	L	3-13
	20	@ Arkansas*	L	6-7
	20	@ Arkansas*	L	5-6
	22	@ North Texas	W	20-4
	25	Texas Tech*	W	15-8
	26	Texas Tech*	L	8-11
	26	Texas Tech*	L	6-14
May	3	@ Texas A&M*	L	1-2
	4	@ Texas A&M*	L	5-7
	4	@ Texas A&M*	L	3-5

1988 Overall: 27-32-0 • SWC: 8-13
Coach: Lance Brown
Finish: 5th SWC

Feb.	13	@ Lamar	W	3-2
	13	@ Lamar	L	1-7
	14	@ Lamar	W	3-1
	15	@ Sam Houston St.	L	1-4
	15	@ Sam Houston St.	W	10-7
	19	@ Tarleton State	W	5-0
	19	@ Tarleton State	W	13-2
	20	Texas Wesleyan	W	4-3
	8	UT-Pan Am	L	5-7
	9	UT-Pan Am	W	8-3
	11	Houston*	L	6-7
	12	Houston*	L	6-7
	12	Houston*	L	2-4
	15	UT-Arlington	W	7-5
	18	@ Arkansas*	L	3-13
	20	@ Arkansas*	L	6-7
	20	@ Arkansas*	L	5-6
	22	@ North Texas	W	20-4
	25	Texas Tech*	W	15-8
	26	Texas Tech*	L	8-11
	26	Texas Tech*	L	6-14
May	3	@ Texas A&M*	L	1-2
	4	@ Texas A&M*	L	5-7
	4	@ Texas A&M*	L	3-5

1987 Overall: 24-35-0 • SWC: 4-17
Coach: Lance Brown
Finish: 8th SWC

Feb.	14	Lamar	L	4-7
	14	Lamar	L	3-8
	15	Lamar	W	12-3
	15	Lamar	L	5-10
	16	Hardin-Simmons	W	14-13
	18	@ Dallas Baptist	L	4-10
	22	Southwest Texas St. W	2-0	

22	Southwest Texas St. W	5-0		
25	UT-Arlington	L	0-4	
25	UT-Arlington	W	5-4	
March	1	Texas Southern	W	6-1
	1	Texas Southern	W	19-0
	2	Wichita State	L	0-13
	3	Wichita State	W	3-0
	4	@ UT-Arlington	L	5-7
	4	@ UT-Arlington	W	2-1
	5	@ Texas Wesleyan	W	10-4
	6	Prairie View A&M	W	8-4
	6	Prairie View A&M	W	7-5
	8	Kansas State	W	4-3
	8	Kansas State	L	6-7
	10	@ Fresno State	W	3-2
	11	@ Fresno State	L	3-6
	12	@ Fullerton State	L	1-4
	13	@ Fullerton State	L	1-4
	14	@ Fullerton State	L	2-3
	18	Southwestern	W	6-5
	20	@ Texas*	L	5-13
	21	@ Texas*	L	2-6
	21	@ Texas*	L	0-6
	24	@ North Texas	W	12-6
	27	Rice*	L	12-20
	28	Rice*	L	6-9
	28	Rice*	W	8-1
	31	@ Oklahoma State	L	7-10
April	1	@ Oklahoma State	L	4-11
	3	@ Houston*	L	6-10
	4	@ Houston*	L	0-7
	4	@ Houston*	L	6-7
	7	UT-Pan Am	W	10-5
	7	UT-Pan Am	L	5-9
	8	UT-Pan Am	W	8-4
	8	UT-Pan Am	W	4-1
	10	Arkansas*	L	7-9
	11	Arkansas*	W	7-6
	11	Arkansas*	L	7-13
	14	@ UT-Arlington	L	8-12
	15	UT-Arlington	L	15-17
	17	@ Texas Tech*	W	8-2
	18	@ Texas Tech*	L	3-4
	18	@ Texas Tech*	L	6-7
	21	@ Oklahoma	W	14-7
	22	@ Oklahoma	L	5-6
	24	Texas A&M*	L	2-9
	25	Texas A&M*	L	5-7
	25	Texas A&M*	W	7-6
May	1	Baylor*	L	2-6
	1	Baylor*	L	4-7
	2	Baylor*	L	7-8

2	@ Rice*	W	5-3	
3	@ Rice*	L	4-5	
5	North Texas	W	11-5	
8	Houston*	W	4-2	
9	Houston*	W	2-1	
9	Houston*	W	16-9	
12	Tarleton State	W	12-3	
12	Tarleton State	W	5-1	
15	@ Arkansas*	L	2-3	
16	@ Arkansas*	W	3-1	
16	@ Arkansas*	L	2-3	
20	@ Dallas Baptist (11)	W	5-4	
22	Texas Tech*	W	6-1	
23	Texas Tech*	W	11-4	
23	Texas Tech*	L	2-6	
26	North Texas	L	3-13	
27	UT-Arlington	W	9-3	
29	@ Texas A&M*	L	7-10	
30	@ Texas A&M*	L	2-4	
30	@ Texas A&M*	L	1-9	
May	6	Baylor*	W	6-5
	6	Baylor*	L	4-5
	7	Baylor*	L	2-4

1989 Overall: 37-22-0 • SWC: 7-14
Coach: Lance Brown
Finish: T-6th SWC

Feb.	9	@ Tulane	W	3-2
	9	@ Tulane	W	4-3
	10	@ New Orleans	W	1-0
	11	@ LSU	L	2-8
	12	@ LSU	L	5-10
	13	@ SW Louisiana	W	10-9
	20	@ Hardin-Simmons	W	5-4
	20	@ Hardin-Simmons	W	12-0
	24	Southwest Louisiana	W	3-2
	24	Southwest Louisiana	L	2-3
	25	Southwest Louisiana	W	9-6
March	1	Texas Wesleyan	W	9-3
	3	@ Wichita State	L	2-16
	8	Oklahoma State	L	2-16
	10	Sam Houston State	W	7-5
	10	Sam Houston State	L	3-4
	11	Sam Houston State	W	16-11
	13	Lamar	W	16-6
	15	Lamar	W	16-2
	15	Lamar	W	12-2
	16	Emporia State	L	6-10
	16	Emporia State	W	14-1
	18	Northwestern	W	10-1
	19	Northwestern	L	4-5
	22	Wis.-Eau Claire	W	14-2
	22	Wis.-Eau Claire	W	18-0
	24	Rice*	W	6-1
	25	Rice*	L	0-1
	25	Rice* (11)	W	2-1
	27	Nebraska	W	6-5
	27	Nebraska	W	17-1
April	31	@ Houston*	L	7-8
	1	@ Houston*	L	4-5
	1	@ Houston*	L	3-9
	5	Centenary	W	7-6
	5	Centenary	W	10-1
	7	Arkansas*	L	4-5
	8	Arkansas*	L	6-8
	8	Arkansas*	L	3-11
	11	UT-Arlington	W	11-10
	14	@ Texas Tech*	L	4-6
	15	@ Texas Tech*	L	3-5
	15	@ Texas Tech*	L	5-16
	18	@ UT-Arlington	W	12-8
	21	Texas A&M*	W	4-2
	22	Texas A&M*	L	3-14
	22	Texas A&M*	L	5-10
	25	Dallas Baptist	W	4-3
	25	Dallas Baptist	W	5-4
	26	North Texas	W	9-2
	26	North Texas	W	6-1
	28	@ Baylor*	W	13-6
	29	@ Baylor*	W	7-6
	29	@ Baylor*	W	7-6
May	2	Northwood	W	5-4
	2	Northwood	W	2-0
	5	@ Texas*	W	5-1
	6	@ Texas*	L	2-10
	6	@ Texas*	L	1-10

10	New Mexico State	W	3-2	
13	Emporia State	W	11-10	
15	@ Long Beach State	L	0-12	
16	@ Long Beach State	L	8-17	
17	@ Long Beach State	L	0-12	
19	St. Francis	W	11-5	
22	@ Texas*	L	1-5	
23	@ Texas*	L	4-5	
23	@ Texas*	L	0-8	
27	Oklahoma	L	2-5	
29	Rice*	W	9-8	
30	Rice*	W	5-0	
30	Rice*	L	2-3	
April	2	UT-Arlington	L	3-4
	7	Houston*	W	8-4
	7	Houston*	W	5-0
	8	Houston*	W	11-2
	9	@ UT-Arlington	W	8-5
	12	Arkansas*	W	4-1
	13	Arkansas*	L	2-12
	14	Arkansas*	L	6-12
	16	Dallas Baptist	W	2-1
	19	@ Texas Tech*	W	5-5
	20	@ Texas Tech*	W	2-1
	20	@ Texas Tech*	L	1-6
	26	Texas A&M*	L	2-9
	27	Texas A&M*	L	3-4
	27	Texas A&M*	L	2-5
	30	@ Oklahoma	L	5-9
May	4	@ Baylor*	W	4-0
	5	@ Baylor*	W	4-2
	16	vs. Texas#	L	5-13
	17	vs. Baylor*	W	3-0
	17	@ Texas A&M*#	W	4-2
	18	vs. Texas#	L	6-8

1990 Overall: 27-32-0 • SWC: 4-17
Coach: Lance Brown
Finish: 8th SWC

Feb.	3	Stephen F. Austin	W	14-13
	4	Stephen F. Austin	W	22-2
	4	Stephen F. Austin	L	2-6
	9	@ New Orleans	L	0-5
	9	@ New Orleans	L	6-10
	10	@ SW Louisiana	L	0-10
	10	@ SW Louisiana	L	2-7
	11	@ SW Louisiana	L	5-11
	12	Nicholls State (11)	L	3-4
	17	Kansas	W	5-4
	18	Kansas	W	4-3
	20	Dallas Baptist	W	11-6
	23	College of the SW	W	9-6
	24	College of the SW	W	11-0
	24	College of the SW	W	11-2
	25	College of the SW	L	12-17
March	1	UT-Arlington	W	15-7
	3	Hardin-Simmons	W	8-7
	4	Hardin-Simmons	W	4-3
	4	Hardin-Simmons	W	9-3
	7	Union College	W	8-1
	9	Northwood Inst. (12)	L	10-11
	12	SE Oklahoma	W	11-5
	13	SE Oklahoma	W	3-0
	16	vs. Oklahoma St.#	W	6-4
	17	vs. Sam Houston St.#	L	9-10
	17	vs. Illinois State#	L	8-11
	20	St. Francis	W	10-7
	21	Tarleton State	W	7-4
	21	Tarleton State	W	17-7
	23	@ Rice*	L	1-2
	24	@ Rice*	L	4-5
	24	@ Rice*	W	7-3
	31	Houston*	L	5-7
	31	Houston*	L	3-14
April	1	Houston*	L	3-8
	3	Texas Southern	W	4-3
	3	Texas Southern	W	15-2
	6	@ Arkansas*	L	3-10
	7	@ Arkansas*	L	3-

YEAR-BY-YEAR RESULTS

16 @ Texas A&M* L 2-11
 17 @ Texas A&M* L 2-6
 17 @ Texas A&M* W 6-5

1993 Overall: 34-22-0 • SWC: 5-13
 Coach: Lance Brown
 Finish: 6th SWC

Feb. 2 Abilene Christian W 6-1
 2 Abilene Christian W 21-2
 5 @ Arizona State L 4-5
 6 @ Arizona State L 2-7
 7 @ Arizona State L 10-11
 9 UT-Arlington W 10-7
 12 @ St. Mary's W 9-6
 13 @ UT-San Antonio W 8-0
 13 @ UT-San Antonio W 5-0
 14 @ UT-San Antonio W 15-2
 16 Centenary W 11-2
 19 UT-Arlington W 9-5
 20 Nebraska-Kearney W 12-5
 20 Nebraska-Kearney W 7-4
 21 Nebraska-Kearney W 18-1
 23 Oklahoma W 10-8
 27 @ Alabama W 13-6
 28 @ Alabama W 16-7

March 2 St. Francis (Ill.) W 9-0
 3 Tarleton State L 1-2
 5 College of the SW W 14-2
 6 College of the SW W 4-0
 6 College of the SW W 2-1
 9 Oklahoma State W 7-6
 10 Iowa State W 3-1
 13 @ Oral Roberts L 4-10
 14 @ Oral Roberts W 13-3
 16 @ Oklahoma W 5-3
 17 @ Oklahoma L 6-16
 20 Texas A&M* L 2-8
 20 Texas A&M* L 0-6
 21 Texas A&M* W 3-2
 23 Oregon State L 0-2
 23 Oregon State W 5-4
 27 Oral Roberts L 2-4
 27 Oral Roberts W 1-0
 28 Oral Roberts W 10-2

April 2 @ Texas* L 2-3
 3 @ Texas* L 3-6
 3 @ Texas* L 7-8
 6 Lubbock Christian L 2-3
 9 @ Rice* L 3-9
 10 @ Rice* L 0-2
 10 @ Rice* L 1-12
 13 Tarleton State W 15-0
 16 Houston* W 7-2
 17 Houston* L 5-7
 17 Houston* W 9-6
 20 Dallas Baptist W 10-3
 20 Dallas Baptist W 14-2
 23 @ Baylor* L 5-11
 24 @ Baylor* W 6-3
 24 @ Baylor* L 7-8
 30 Texas Tech* (10) L 6-8

May 1 Texas Tech* L 8-9
 1 Texas Tech* W 11-7

1994 Overall: 38-22-0 • SWC: 14-4
 Coach: Lance Brown
 Finish: SWC Champions
 NCAA Midwest Regional

Feb. 5 @ UT-Arlington W 8-7
 6 UT-Arlington W 14-6
 7 Tarleton State W 10-8
 8 Dallas Baptist W 14-7
 11 Arkansas W 7-3
 12 Arkansas W 21-4
 13 Arkansas (13) W 6-4
 16 Cameron W 2-0
 18 Centenary W 16-3
 19 UT-San Antonio L 9-10
 20 UT-San Antonio L 7-9
 20 UT-San Antonio L 0-6
 22 Oklahoma L 11-12
 26 @ Louisiana Tech W 21-7
 27 @ Louisiana Tech W 10-3
 27 @ La. Tech (10) W 6-5

March 2 Tarleton State W 6-5
 4 Coker College L 0-3
 5 @ Abilene Christian W 10-3
 5 @ Abilene Christian W 3-0
 11 @ Texas Tech* L 0-1
 12 @ Texas Tech* W 6-1
 12 @ Texas Tech* L 4-8

15 Ole Miss W 19-6
 16 Ole Miss W 24-5
 18 @ LSU L 6-13
 19 @ LSU L 10-15
 20 @ LSU L 8-16
 23 Lubbock Christian W 5-2
 25 Southern Miss L 3-6
 26 Southern Miss L 1-7
 27 Southern Miss L 3-9
 29 @ Dallas Baptist W 8-1

April 1 Baylor* W 24-12
 2 Baylor* W 4-1
 2 Baylor* W 12-1
 4 @ Oklahoma L 7-8
 8 Texas* W 8-6
 9 Texas* W 4-2
 9 Texas* W 4-3
 12 Incarnate Word W 10-2
 15 Rice* L 4-5
 16 Rice* W 3-2
 16 Rice* W 11-4
 19 Northwestern St. L 2-3
 19 Northwestern St. W 9-8
 23 vs. Houston*^ W 9-4
 23 vs. Houston*^ W 19-4
 24 vs. Houston*^ W 13-2
 26 UT-Arlington W 4-2
 29 @ Texas A&M* W 13-7
 30 @ Texas A&M* W 6-3
 30 @ Texas A&M* L 4-8

May 6 @ Oklahoma State L 8-9
 7 @ Oklahoma State W 11-3
 12 @ Texas# L 0-3
 13 vs. Rice# L 3-10
 27 vs. Memphis! W 11-3
 28 vs. Cal St.-Fullerton! L 1-4
 29 @ Oklahoma State! L 8-10

^ - Played in College State, Texas
 # - SWC Tournament - Austin, Texas
 ! - Midwest Regional - Stillwater, Okla.

1995 Overall: 27-29-0 • SWC: 11-13
 Coach: Lance Brown
 Finish: 5th SWC

Feb. 7 @ Abilene Christian W 10-1
 15 Tarleton State W 7-1
 15 Tarleton State W 9-2
 17 @ Tarleton State W 13-5
 18 @ Northwestern St. L 1-3
 18 @ Northwestern St. L 4-5
 21 Oklahoma L 4-8
 22 @ UT-Arlington (13) L 0-1
 25 Louisiana Tech W 5-1
 25 Louisiana Tech W 14-2
 26 Louisiana Tech W 12-1
 28 Stephen F. Austin W 15-0
 28 Stephen F. Austin L 7-9
 5 @ Arkansas L 4-8
 5 @ Arkansas L 2-3
 7 Evansville (10) L 8-9
 8 vs. Temple# W 12-3
 9 vs. Temple# L 10-11
 10 vs. Temple# W 19-9
 13 @ Ole Miss L 4-9
 14 @ Ole Miss L 1-10
 17 vs. Rice# W 10-7
 17 vs. Texas A&M# L 10-15
 18 vs. Baylor# W 5-3
 19 vs. Texas Tech# W 5-4
 24 @ Baylor* W 4-3
 25 @ Baylor* W 9-7
 25 @ Baylor* W 8-5
 28 Sam Houston State W 3-1
 28 Sam Houston State W 5-4
 31 Texas Tech* L 3-5

March 4 @ Arkansas L 7-9
 5 @ Arkansas L 4-8
 5 @ Arkansas L 2-3
 7 Evansville (10) L 8-9
 8 vs. Temple# W 12-3
 9 vs. Temple# L 10-11
 10 vs. Temple# W 19-9
 13 @ Ole Miss L 4-9
 14 @ Ole Miss L 1-10
 17 vs. Rice# W 10-7
 17 vs. Texas A&M# L 10-15
 18 vs. Baylor# W 5-3
 19 vs. Texas Tech# W 5-4
 24 @ Baylor* W 4-3
 25 @ Baylor* W 9-7
 25 @ Baylor* W 8-5
 28 Sam Houston State W 3-1
 28 Sam Houston State W 5-4
 31 Texas Tech* L 3-5

April 1 Texas Tech* W 4-3
 1 Texas Tech* W 3-2
 7 @ Texas* L 0-13
 8 @ Texas* L 2-13
 8 @ Texas* L 2-6
 9 @ Texas* L 4-8
 14 Houston* W 9-3
 14 Houston* (10) L 16-17
 15 Houston* L 1-7
 15 Houston* W 6-4
 18 Dallas Baptist L 6-9
 18 Dallas Baptist L 8-9
 21 @ Rice* L 5-14
 22 @ Rice* L 6-7
 22 @ Rice* L 2-5
 25 UT-Arlington W 8-2

29 @ Oral Roberts L 6-7
 30 @ Oral Roberts W 7-6
 30 @ Oral Roberts W 5-3
 May 2 @ Oklahoma L 1-4
 3 @ Oklahoma L 4-11
 12 Texas A&M* W 6-3
 13 vs. Texas A&M*! L 15-20
 14 vs. Texas A&M*! L 9-10

- at Lubbock, Texas
 \$ - SWC First Pitch Tournament - Houston
 ! - Played at The Ballpark in Arlington

1996 Overall: 34-33-0 • SWC: 11-13
 Coach: Lance Brown
 Finish: 4th SWC

Jan. 21 @ Hawai'i-Pacific W 20-2
 22 vs. Washington St.^ L 5-17
 23 vs. Washington St.^ L 0-3
 23 @ Hawai'i-Hilo W 7-3
 26 @ Hawai'i-Hilo L 4-5
 26 @ Hawai'i-Hilo L 2-4
 27 @ Hawai'i-Hilo W 9-0
 27 @ Hawai'i-Hilo W 10-8
 Feb. 7 @ Dallas Baptist W 14-9
 9 Oral Roberts W 13-2
 10 Oral Roberts L 2-3
 10 Oral Roberts W 10-9
 13 Tarleton State W 23-3
 17 Louisiana Tech L 1-7
 18 Louisiana Tech L 5-11
 20 Oklahoma W 10-9
 23 @ UT-Pan Am W 7-2
 23 @ UT-Pan Am (8) W 8-7
 24 @ UT-Pan Am L 8-9
 24 vs. Purdue# L 5-9

March 1 @ Southern Miss L 2-4
 2 @ Southern Miss L 1-12
 3 @ Southern Miss L 7-9
 6 Maine W 21-1
 7 Maine W 16-4
 9 Oklahoma State L 8-13
 10 Oklahoma State W 10-5
 12 @ Sam Houston St. W 10-0
 12 @ Sam Houston St. W 11-3
 15 vs. Texas A&M% L 2-3
 16 vs. Texas Tech% L 2-8
 16 vs. Rice% W 12-7
 17 vs. Baylor% W 9-8
 19 Dallas Baptist W 10-8
 22 Rice* (10) W 9-8
 23 Rice* W 9-4
 23 Rice* W 9-8
 26 @ UT-Arlington W 7-3
 26 @ UT-Arlington L 2-5
 30 @ Oral Roberts L 3-5
 30 @ Oral Roberts L 4-10
 31 @ Oral Roberts L 14-16

April 6 Baylor* W 3-2
 6 Baylor* W 6-1
 7 Baylor* L 7-17
 12 @ Texas A&M* L 3-13
 13 @ Texas A&M* L 7-16
 13 @ Texas A&M* L 7-8
 19 @ Houston* L 2-9
 20 @ Houston* L 2-5
 20 @ Houston* L 9-10
 21 @ Houston* W 14-4
 23 Tarleton State W 16-1
 26 @ Oklahoma W 9-5
 27 @ Oklahoma W 21-9
 28 vs. Oklahoma! (14) L 6-7
 30 UT-Arlington W 13-1
 May 3 Texas* L 6-9
 4 Texas* W 11-6
 4 Texas* L 13-20
 5 Texas* W 4-1
 11 @ Texas Tech* W 7-4
 11 @ Texas Tech* (11) L 6-9
 12 @ Texas Tech* L 7-23
 15 vs. Baylor# W 12-5
 16 vs. Texas# L 5-7
 17 vs. Texas Tech# L 6-10

^ - Played in Hilo, Hawaii
 & - Played in Edinburg, Texas
 % - SWC First Pitch Tournament, Houston
 ! - Played at The Ballpark in Arlington
 # - SWC Tournament - Lubbock, Texas

1997 Overall: 26-27-0 • WAC: 15-15
 Coach: Lance Brown
 Finish: 2nd WAC

Feb. 1 Oral Roberts L 3-21
 2 Oral Roberts L 12-20
 7 UT-Arlington W 24-2
 8 Sam Houston State L 1-2
 8 Sam Houston State W 6-1
 11 @ Texas Tech W 10-1
 15 @ Louisiana Tech L 3-4
 16 @ Louisiana Tech W 15-11
 18 Texas Wesleyan W 9-2
 21 Texas L 1-3
 22 Texas L 4-7
 23 Texas L 0-5
 24 Washington State W 9-8
 28 Rice* L 6-11

March 1 Rice* L 4-5
 2 Rice* L 9-14
 7 New Mexico* W 10-3
 8 New Mexico* W 8-5
 9 New Mexico* W 5-1
 11 Oklahoma (11) L 5-6
 14 Grand Canyon* W 13-4
 15 Grand Canyon* W 8-5
 16 Grand Canyon* W 10-3
 17 Cornell W 17-1
 21 @ Air Force* W 9-3
 22 @ Air Force* W 10-3
 22 @ Air Force* L 8-14
 23 @ Air Force* W 5-4
 27 Fresno State* L 12-19
 28 Fresno State* L 5-10
 29 Fresno State* W 11-7

April 1 Texas Tech L 3-9
 2 Texas Tech* L 5-10
 4 @ San Jose State* L 7-8
 5 @ San Jose State* L 3-5
 6 @ San Jose State* L 9-14
 8 Texas L 6-7
 12 @ Rice* W 10-5
 13 @ Rice* (9) L 7-11
 13 @ Rice* L 4-6
 15 UT-Arlington W 6-1
 18 @ UNLV* L 5-19
 19 @ UNLV* W 13-7
 20 @ UNLV* L 13-14
 22 UT-Arlington W 6-2
 26 @ New Mexico* (10) W 15-14
 27 @ New Mexico* L 2-12
 27 @ New Mexico* W 13-5
 29 @ Oklahoma L 8-11
 May 2 UNLV* W 22-7
 3 UNLV* W 10-8
 4 UNLV* L 3-5
 9 @ UT-Arlington W 9-6

1998 Overall: 33-23-0 • WAC: 18-11
 Coach: Lance Brown
 Finish: 2nd WAC

Feb. 1 @ UT-Arlington L 6-9
 2 UT-Arlington W 22-0
 6 vs. Oklahoma St.# L 3-9
 7 vs. Indiana# W 8-4
 10 Texas Tech L 2-9
 11 Texas Tech W 12-10
 15 @ SW Texas St. W 7-6
 15 @ SW Texas St. L 3-6
 20 Illinois W 9-4
 21 Illinois W 5-3
 22 Illinois W 6-4
 23 Dallas Baptist W 20-13
 26 vs. UT-Arlington L 4-8
 27 Oral Roberts W 13-12
 28 Oral Roberts W 27-5

March 1 Oral Roberts L 5-6
 3 @ Texas W 11-2
 6 New Mexico* W 9-4
 7 New Mexico* L 2-9
 10 @ Texas Tech L 4-16
 11 @ Texas Tech (11) W 8-7
 13 Utah* W 5-3
 14 Utah* W 8-0
 14 Utah* W 11-8
 15 Utah* W 5-3
 17 Oklahoma L 6-7
 19 @ BYU* L 10-11
 20 @ BYU* W 22-5
 21 @ BYU* W 11-7
 24 @ UT-Arlington L 3-7

27 UNLV* W 10-7
 28 UNLV* W 5-1
 29 UNLV* L 2-9
 31 @ Oklahoma L 7-8
 3 @ Rice* L 2-19
 4 @ Rice* W 10-7
 5 @ Rice* L 6-9
 10 @ Hawai'i* W 8-3
 11 @ Hawai'i* L 6-7
 12 @ Hawai'i* W 9-4
 17 San Diego State* W 20-5
 18 San Diego State* W 17-7
 19 San Diego State* L 5-14
 22 UT-Arlington W 7-5
 24 @ New Mexico* L 11-14
 25 @ New Mexico* W 4-3
 25 @ New Mexico* W 11-6
 28 vs. Texas! W 8-7

May 1 @ UNLV* W 15-12
 2 @ UNLV* L 8-11
 3 @ UNLV* W 10-9
 8 Rice* L 4-10
 10 Rice* L 1-7
 10 Rice* W 11-4
 13 vs. San Diego St.% L 12-14
 14 vs. Rice% L 5-10

- Just For Feet Showdown in the Desert
 ! - Played at The Ballpark in Arlington
 % - WAC Tournament - San Diego, Calif.

1999 Overall: 33-26-0 • WAC: 19-10
 Coach: Lance Brown
 Finish: 2nd WAC

Feb. 5 vs. UT-Arlington# W 17-3
 5 vs. Oral Roberts# L 3-11
 6 vs. Sam Houston St.# L 5-10
 7 vs. Centenary# (10) W 11-7
 9 @ Texas Tech L 3-8
 13 Southwest Texas St. L 2-4
 13 Southwest Texas St. W 7-2
 14 Southwest Texas St. W 12-6
 16 @ UT-Arlington W 15-12
 20 Lamar W 7-3
 20 Lamar L 1-3
 21 Lamar (11) L 5-6
 23 Oklahoma L 12-14
 26 Hawai'i* W 6-5
 27 Hawai'i* W 10-0
 28 Hawai'i* W 8-7

March 2 @ Oklahoma L 3-6
 5 @ Fresno State* L 1-7
 6 @ Fresno State* W 7-6
 7 @ Fresno State* W 14-8
 9 @ Texas Tech* L 5-6
 14 Oral Roberts L 10-20
 16 @ Texas L 14-15
 17 Oklahoma State W 5-4
 19 @ New Mexico* W 1-0
 20 @ New Mexico* W 4-3
 21 @ New Mexico* L 16-17
 23 UT-Arlington W 23-5
 25 San Diego State* W 8-2
 26 San Diego State* W 6-1
 27 San Diego State* W 8-7

April 2 @ BYU* W 16-7
 3 @ BYU* W 9-6
 6 Texas Tech L 2-3
 7 @ UT-Arlington (11) W 10-8
 9 Utah* W 10-6
 10 Utah* W 17-1
 11 Utah* (10) L 6-7
 13 @ Oklahoma State L 9-21
 16 Air Force* W 14-11
 17 Air Force* W 13-1
 18 Air Force* W 18-3
 20 Texas* L 0-3
 23 @ UNLV* L 6-9
 24 @ UNLV* L 2-6
 25 @ UNLV* L 6-12
 30 @ Rice* L 1-6

May 1 @ Rice* (12) L 7-8
 1 @ Rice* W 4-2
 5 UT-Arlington W 11-3
 7 San Jose State W 14-1
 8 San Jose State L 6-9
 9 San Jose State L 6-12
 19 vs. Hawai'i\$ W 9-5
 20 vs. San Jose State\$ L 6-9

YEAR-BY-YEAR RESULTS

21 vs. Hawai'i§ W12-10
 21 vs. San Jose State§ W10-6
 22 vs. Rice§ L 3-18
 # - The Gateway Classic - Laredo, TX
 % - Played at The Ballpark in Arlington
 § - WAC Tournament - Fresno, Calif.

2000 Overall: 22-34-0 • WAC: 12-18
 Coach: Lance Brown
 Finish: 5th WAC

Feb.	1	Dallas Baptist	L	4-7
	5	Southwest Texas St.	W	6-3
	5	SW Texas St. (14)	L	6-9
	6	Southwest Texas St. L	5-15	
	8	@ UT-Arlington (11)	L	2-3
	10	UT-Arlington	W	13-9
	11	vs. Iowa State%	W	9-0
	12	@ UT-Arlington	L	4-12
	12	Iowa State	L	5-8
	15	Texas Tech	W	14-4
	18	Baylor	L	3-8
	19	@ Baylor	L	3-4
	20	@ Baylor	L	2-11
	22	Oklahoma	L	13-16
	26	@ Lamar	L	6-10
	27	@ Lamar (8)	W	3-2
	27	@ Lamar	L	5-9
	29	@ Dallas Baptist	L	6-9
March	3	San Jose State*	W	13-5
	4	San Jose State*	W	6-4
	5	San Jose State*	L	3-5
	7	@ Texas	L	15-17
	10	@ Hawai'i*	L	2-6
	11	@ Hawai'i*	L	2-3
	12	@ Hawai'i*	L	6-14
	17	@ Hawai'i-Hilo*	W	6-3
	17	@ Hawai'i-Hilo* (10)	L	2-3
	18	@ Hawai'i-Hilo*	L	6-10
	24	Texas Wesleyan	W	5-4
	24	Texas Wesleyan	W	7-2
	25	Texas Wesleyan	W	4-3
	26	Tarleton State (10)	L	5-8
	28	@ Texas Tech	W	7-5
	31	@ Rice*	W	3-0
April	1	@ Rice*	L	3-12
	4	@ Oklahoma	L	2-5
	7	Fresno State*	L	7-9
	8	Fresno State*	L	3-8
	9	Fresno State*	W	10-1
	13	Hawai'i-Hilo*	W	11-5
	14	Hawai'i-Hilo*	W	2-1
	15	Hawai'i-Hilo*	W	9-7
	20	@ San Jose State*	L	6-11
	21	@ San Jose State*	W	7-5
	22	@ San Jose State*	L	0-5
	27	Hawai'i*	W	4-1
	28	Hawai'i*	W	7-1
	29	Hawai'i*	L	6-7
May	4	@ Fresno State*	L	6-9
	5	@ Fresno State*	L	6-7
	6	@ Fresno State*	L	5-6
	14	vs. SW Texas St. §	W	8-3
	19	Rice*	L	1-11
	20	Rice*	L	0-3
	20	Rice*	L	3-8
	21	Rice*	W	3-2

% - Played in Arlington, Texas
 § - Played at Dell Diamond - Round Rock

2001 Overall: 32-28-0 • WAC: 21-15
 Coach: Lance Brown
 Finish: 3rd WAC

Jan.	30	Prairie View A&M	W	17-0
	30	Prairie View A&M	W	17-2
Feb.	2	vs. Texas Tech#	L	4-5
	3	vs. Baylor#	L	4-12
	4	vs. Texas#	W	2-1
	7	Missouri Southern	L	6-9
	9	vs. Kansas§	L	3-7
	10	vs. Charlotte§	W	10-1
	11	vs. SW Texas St. §	L	4-16
	18	Hawai'i-Hilo*	W	14-2
	18	Hawai'i-Hilo*	W	6-1
	19	Hawai'i-Hilo*	W	12-0
	20	Oklahoma	W	6-1
	23	@ San Jose State*	W	5-3
	25	@ San Jose State*	L	2-8
March	4	UT-Pan American	W	9-5
	4	UT-Pan American	W	21-2
	6	@ Texas	W	7-2
	7	@ SW Texas St.	L	4-9

	9	Nevada*	W	8-5
	10	Nevada*	L	3-5
	13	@ UT-Arlington	L	3-5
	15	Iowa State	W	29-4
	17	@ Hawai'i*	W	8-5
	18	@ Hawai'i*	W	13-3
	19	@ Hawai'i*	W	11-8
	22	@ Hawai'i-Hilo*	W	7-4
	23	@ Hawai'i-Hilo*	W	9-0
	24	@ Hawai'i-Hilo*	W	3-1
	30	Rice*	L	3-5
	31	Rice*	L	1-4
April	1	Rice*	L	1-7
	3	@ Oklahoma	L	5-9
	5	vs. Nevada*	W	12-7
	6	@ Nevada*	L	7-15
	7	@ Nevada*	W	8-7
	8	@ Nevada*	L	3-7
	11	@ Texas Tech	L	4-9
	12	UT-Arlington	W	6-4
	14	Hawai'i*	L	4-11
	15	Hawai'i*	W	5-4
	16	Hawai'i*	W	6-5
	17	vs. Texas^	L	2-10
	21	@ Fresno State*	W	6-5
	21	@ Fresno State*	W	6-5
	22	@ Fresno State*	L	5-7
	24	Texas Tech	L	4-14
	27	vs. San Jose State*	W	4-2
	28	San Jose State*	W	7-3
	28	San Jose State*	L	0-5
	29	San Jose State*	W	4-3
May	3	Fresno State*	W	4-3
	4	Fresno State*	L	5-11
	5	Fresno State*	L	5-6
	12	@ UT-Arlington	W	4-3
	12	@ UT-Arlington	L	4-8
	13	UT-Arlington	L	7-10
	18	@ Rice*	L	3-17
	19	@ Rice*	L	3-13
	20	@ Rice*	L	2-5

- Astros College Classic - Enron Field
 § - Express Col. Classic - Dell Diamond
 ^ - Played at The Ballpark in Arlington

2002 Overall: 30-29-0 • CUSA: 19-11
 Coach: Lance Brown
 Finish: 3rd C-USA

Feb.	7	vs. Texas Tech# (10)	L	1-2
	8	vs. Texas#	W	8-1
	9	vs. Baylor#	W	6-5
	12	@ UT-Arlington	L	3-5
	15	vs. SW Texas St.^(10)	L	4-5
	16	vs. Texas Tech^	L	1-5
	17	vs. SW Texas St. ^	W	12-2
	19	Texas Tech	L	13-14
	20	Texas Tech	L	9-10
	23	Sam Houston State	W	12-0
	24	Sam Houston State	W	10-8
March	1	@ UT-Arlington	L	3-7
	4	UT-Arlington	W	23-12
	5	@ Texas Tech	L	11-17
	6	@ Texas Tech	L	4-17
	8	vs. Notre Dame~	W	7-3
	8	vs. USC~	L	3-8
	9	vs. UT-Pan Am~	L	4-5
	10	vs. SW Texas St.~	W	4-3
	12	vs. Texas§	L	1-5
	15	Southern Miss*	W	8-6
	16	Southern Miss*	L	9-10
	17	Southern Miss*	L	3-8
	22	@ East Carolina*	W	5-1
	23	@ East Carolina*	W	8-4
	24	@ East Carolina*	W	7-2
	26	@ Baylor	W	5-3
	29	Charlotte*	W	11-6
	30	Charlotte*	W	19-3
	31	Charlotte*	L	4-5
April	2	Baylor	L	3-10
	5	@ USF*	W	6-4
	6	@ USF*	L	5-6
	7	@ USF*	W	7-6
	12	Saint Louis*	W	6-0
	13	Saint Louis*	W	11-1
	14	Saint Louis*	W	14-0
	16	@ Oklahoma	L	3-7
	19	@ Tulane*	L	5-8
	20	@ Tulane*	L	5-11
	21	@ Tulane*	L	3-4
	23	UT-Arlington	L	1-15
	26	@ Louisville*	W	12-10
	28	@ Louisville*	W	13-4

	28	@ Louisville*	L	3-4
	30	vs. Texas§	L	8-14
May	3	UAB*	W	8-0
	4	UAB*	W	13-8
	5	UAB*	W	7-3
	10	Cincinnati*	W	8-4
	11	Cincinnati*	W	6-4
	12	Cincinnati*	W	6-1
	14	UT-Arlington	W	6-3
	16	@ Houston*	L	0-2
	17	@ Houston*	L	2-4
	18	@ Houston*	L	1-6
	22	vs. East Carolina!	L	1-5
	23	vs. Louisville!	W	8-1
	24	vs. USF!	L	1-2

- Astros College Classic - Enron Field
 ^ - Lone Star Classic - Dell Diamond
 § - @ Dell Diamond - Round Rock, Texas
 ~ - Express College Classic - Dell Diamond
 ! - C-USA Tournament - Kinston, N.C.

2003 Overall: 35-22-0 • CUSA: 22-8
 Coach: Lance Brown
 Finish: 2nd C-USA

Feb.	2	UT-Arlington	L	3-5
	8	UT-San Antonio	W	10-4
	9	UT-San Antonio	W	5-3
	9	UT-San Antonio	W	6-1
	11	UT-Arlington	W	11-4
	14	@ SE Louisiana	W	15-3
	16	@ SE Louisiana	W	9-2
	16	@ SE Louisiana	W	0-4
	18	@ Texas Tech	L	11-15
	22	Texas Tech	W	2-1
	22	Texas Tech	W	3-2
	23	Texas Tech	L	5-7
March	1	UT-Arlington	W	4-3
	2	vs. UT-Arlington	L	6-10
	3	vs. UT-Arlington	L	1-13
	4	@ Oklahoma	L	6-13
	6	BYU	L	6-7
	7	BYU (10)	W	3-2
	8	BYU	W	16-6
	11	@ Texas Tech	L	3-6
	14	Tulane*	W	5-4
	15	Tulane*	W	4-3
	16	Tulane*(10)	L	5-6
	18	Baylor	L	3-10
	21	@ Saint Louis*	W	5-1
	22	@ Saint Louis*	W	13-3
	23	@ Saint Louis*	W	13-3
	25	Oklahoma (11)	W	4-3
	28	Houston*	L	2-5
	29	Houston*	W	5-2
	30	Houston*	L	5-6

April	1	Southwest Texas St.	W	8-0
	4	@ Memphis*	L	6-9
	5	@ Memphis*	W	8-0
	5	@ Memphis*	L	4-5
	11	@ UAB*	W	1-0
	12	@ UAB*	W	7-0
	13	@ UAB*	W	10-2
	18	East Carolina*	W	8-2
	19	East Carolina*	W	4-3
	20	East Carolina*	W	12-6
	22	@ Baylor	L	4-22
	25	@ Cincinnati*	W	3-0
	26	@ Cincinnati*	W	7-0
	27	@ Cincinnati*	W	12-6
	29	@ Sam Houston St.	L	10-11
May	2	USF*	L	0-3
	3	USF*	W	5-1
	4	USF*	W	10-3
	9	@ Charlotte*	L	6-9
	10	@ Charlotte*	W	20-15
	11	@ Charlotte*	W	18-6
	15	Louisville*	L	10-16
	16	Louisville*	W	30-2
	17	Louisville*	W	8-7
	21	vs. Louisville!	L	1-5
	22	vs. USF!	L	6-10

! - C-USA Tournament - New Orleans, La.

2004 Overall: 39-26-0 • CUSA: 19-11
 Coach: Jim Schlossnagle
 Finish: 4th C-USA
 Conference Tourney Champs
 NCAA Austin Regional

Feb.	5	Dallas Baptist (10)	W	13-12
	7	Dallas Baptist	L	9-10
	15	Texas State (10)	L	4-7
	15	Texas State	L	2-6
	17	@ Texas Arlington	L	0-11
	19	vs. Oklahoma State!	W	14-6
	20	vs. Dallas Baptist!	W	6-1
	21	vs. Furman Univ.!	W	7-2
	24	@ Oklahoma State	L	5-7
	27	@ Texas Tech	W	6-4
	28	@ Texas Tech	W	8-5
	29	@ Texas Tech	L	9-19
March	5	St. John's	W	13-9
	6	St. John's	W	3-2
	7	@ UT-Arlington	L	7-8
	11	vs. Arizona^	L	2-5
	12	New Mexico	W	2-0
	13	New Mexico	W	11-3
	14	New Mexico	W	5-1

SERIES RECORDS

Opponent	W-L-T
Abilene Christian	.17-0-0
Add-Ran Jarvis	.4-0-0
Air Force Academy	.6-1-0
Alabama	.2-0-0
Ardmore (Texas League)	.1-1-0
Arizona	.1-7-0
Arizona State	.0-3-0
Arkansas	.23-43-0
Austin College	.24-4-0
Baylor	.132-152-4
Bradley	.2-0-0
Bryant TRG School	.0-1-0
Buena Vista	.2-0-0
BYU	.6-2-0
Cal Poly Pomona	.1-1-0
Cal State Fullerton	.0-4-0
Cameron	.1-0-0
Centenary	.9-0-0
Central Michigan	.2-6-0
Charlotte	.10-3-0
Chicago White Sox (AL)	.0-1-0
Cincinnati	.8-1-0
Cisco (Texas League)	.2-0-0
Coker College	.0-1-0
Colorado State	.1-2-0
College of the Southwest	.9-2-0
Cornell	.1-0-0
Corsicana (Texas League)	.1-0-0
Creighton	.4-0-0
Dallas (Texas League)	.1-0-0
Dallas (University)	.18-2-0
Dallas Baptist	.32-15-0
Daniel Baker	.5-0-0
East Carolina	.10-4-0
Elmhurst	.2-0-0
Emporia State	.8-7-0
Evansville	.0-1-0
Florida Atlantic	.2-1-0
Fort Worth (Texas League)	.3-1-0
Fort Worth High	.3-0-0
Fort Worth University	.2-0-0
Fresno State	.8-12-0
Furman	.1-0-0
Georgia Tech	.1-1-0
Grand Canyon	.3-0-0
Hardin-Simmons	.22-4-1
Hawai'i	.14-6-0
Hawai'i-Hilo	.13-4-0
Hawai'i-Pacific	.1-0-0
Hill Business College	.1-0-1
Houston	.39-51-2
Howard Payne	.3-0-0
Illinois	.3-0-0
Illinois State	.0-1-0
Incarnate Word	.1-0-0
Indiana	.3-0-0

Opponent	W-L-T
Indianapolis	.0-1-0
Iowa State	.7-3-0
Kansas	.2-1-0
Kansas State	.6-3-0
Kent State	.9-1-0
Lamar	.8-10-0
Long Beach State	.0-3-0
Louisiana Tech	.9-7-0
Louisville	.11-5-0
Loyola (New Orleans)	.3-1-0
LSU	.1-6-0
Lubbock Christian	.3-2-0
Maine	.2-0-0
Manhattan	.3-0-0
Mary Hardin Baylor	.7-1-0
Marshall	.2-0-0
McMurry	.2-0-0
Memphis	.7-3-0
Meridian	.2-0-0
Mexico	.1-0-0
Miami (Ohio)	.3-1-0
Midwestern	.3-2-0
Minnesota	.2-0-0
Mississippi	.2-2-0
Missouri	.6-4-0
Missouri Southern	.0-1-0
Nebraska	.4-0-0
Nebraska-Kearney	.12-0-1
New Mexico	.14-7-0
New Mexico State	.6-0-0
New Orleans	.1-2-0
New York Giants	.1-1-0
Nevada	.3-3-0
Nicholls State	.0-1-0
North Dakota State	.5-0-0
North Texas	.15-1-0
Northeast Louisiana	.8-1-0
Northwestern	.1-1-0
Northwestern State (La.)	.1-3-0
Northwest Missouri State	.4-1-0
Northwood	.2-3-0
Notre Dame	.2-0-0
Ohio State	.1-4-0
Oklahoma	.23-50-0
Oklahoma Baptist	.2-0-0
Oklahoma City	.4-0-0
Oklahoma State (A&M)	.9-9-0
Oral Roberts	.11-25-0
Oregon State	.1-1-0
Ouachita Baptist	.1-1-0
Polytechnic	.9-5-0
Prairie View A&M	.7-0-0
Purdue	.0-1-0
Rice	.115-116-1
Rockford	.2-0-0
Saint Louis	.11-1-0
Sam Houston State	.35-29-0

Opponent	W-L-T
San Diego State	.5-2-0
San Jose State	.9-10-0
Simmons	.11-1-0
SMU	.101-69-1
South Dakota	.2-0-0
Southeastern Louisiana	.4-2-0
Southeastern Oklahoma	.2-2-0
Southern California	.0-1-0
Southern Miss	.6-12-0
Southwest Missouri State	.0-2-0
Southwestern	.45-11-0
Southwestern Louisiana	.1-3-0
St. Edward's	.5-3-0
St. Francis (Ill.)	.3-1-0
St. Mary's	.4-0-0
St. Olaf	.1-0-0
St. John's	.2-0-0
St. Thomas	.5-1-0
Stanford	.1-1-0
Stephen F. Austin	.7-2-0
Sul Ross	.4-2-0
Tarleton State	.19-3-0
Temple	.2-1-0
Texas	.55-215-2
Texas A&M	.85-156-4
Texas A&M-Corpus Christi .First meeting	
Texas-Arlington	.76-53-0
Texas-El Paso	.1-0-0
Texas Lutheran	.5-3-0
Texas-Pan American	.24-13-1
Texas-San Antonio	.6-2-0
Texas Southern	.4-0-0
Texas State (SW Texas State)	.17-11-0
Texas Tech	.68-67-1
Texas Wesleyan	.33-27-0
Toby's Business College	.4-1-0
Trinity	.34-16-0
Tulane	.5-6-0
Tulsa	.2-0-0
UAB	.7-2-0
UCF	.First meeting
UC Santa Barbara	.First meeting
Union College	.1-0-0
UNLV	.7-10-0
USF	.9-5-0
Utah	.9-1-0
Waco (Texas League)	.3-11-0
Washington State	.1-2-0
Wichita State	.1-3-0
Wisconsin-Eau Claire	.2-0-0
Wright State	.First meeting
Youngstown State	.1-0-0

POSTSEASON TEAM AWARDS

Garry Williams Most Valuable Player

1987 Fred Benavides, SS
 1988 Steve Stone, C
 1989 Tom Hardgrove, 1B
 1990 Mike Losa, OF
 1991 Chris Thomsen, 1B
 1992 Scott Malone, 1B
 1993 Johnny Cardenas, C
 1994 Shannon Coulter, SS
 1995 Kerby Smith, 3B
 1996 Brad Wallace, 2B
 1997 Chris Connally, OF
 1998 Royce Huffman, 3B
 1999 Royce Huffman, 3B
 2000 Erick Macha, SS
 2001 Tom Bates, OF
 2002 Terry Trofholz, OF
 2003 Mike Settle, 3B
 Justin Hatcher, C
 2004 Chad Huffman, OF
 2005 Lance Broadway, P



Lance Broadway

Frank Windegger Fightin' Frog Award

1987 Rob Jones, IF
 1988 Steve Stone, C
 1989 Terry Mooney, OF
 1990 Paul Gonzalez, 3B
 Jeff Stanley, LF
 1991 Kyle Caple, C
 1992 Mike Losa, OF
 1993 Kemp Laidley, SS
 1994 Shawn Stanek, OF
 1995 Sam Lunsford, OF
 1996 Sam Lunsford, OF
 1997 Sam Lunsford, OF/2B
 1998 Sam Lunsford, 2B
 1999 Brad Rogers, OF/C
 2000 Levi Groomer, 3B
 2001 Jason Price, C
 2002 Marshall Wilson, OF
 2003 Chris Meeks, LF
 2004 Ramon Moses, 2B
 2005 Stuart Musslewhite, SS



Stuart Musslewhite

Outstanding Pitcher

1987 John Briscoe
 1988 Tim Mauser
 1989 Kerry Knox
 1990 Britt Shoptaw
 1991 David Bentancourt
 1992 Jon Mock
 1993 Kelly Johns
 1994 Tim Grieve
 1995 Flint Wallace
 1996 Derek Lee
 1997 David Meyer
 1998 Shawn Thompson
 1999 Scott Atchison
 2000 Shawn Thompson
 Chris Bradshaw
 2001 Stan Newton
 2002 Clayton Jerome
 2003 Clayton Jerome
 2004 Robbie Findlay
 2005 Lance Broadway



Lance Broadway

Outstanding Defensive Player

1987 Steve Stone, C
 1988 Mike Losa, OF
 1989 Brad Owen, P
 1990 Kyle Caple, C
 1991 Rick Hinojosa, SS
 1992 Scott Chalk, 3B
 1993 David Ziegler, 3B
 1994 Shannon Coulter, SS
 1995 Casey Smith, C
 1996 Jef Yarbrough, SS
 1997 David Wallace, 1B
 1998 Jef Yarbrough, SS
 1999 David Wallace, 1B
 2000 Brad Rogers, C
 2001 Rudy Rivera, CF
 Mike Settle, 3B
 2002 Will Lewis, 2B
 Levi Robinson, SS
 2003 Will Lewis, 2B
 2004 Kyle Dahlberg, C
 2005 Kyle Dahlberg, C



Kyle Dahlberg

Ben Dyess Leading Hitter

1987 Lew Williams, OF
 1988 Paul Gonzalez, C
 1989 Tom Hardgrove, 1B
 1990 Scott Malone, OF
 1991 Chris Thomsen, 1B
 1992 Scott Malone, 1B
 1993 Adam Robson, 1B
 1994 Darren Tawwater, C
 1995 Jason McClure, OF
 1996 Ryan Dunn, RF
 1997 Chris Connally, OF
 1998 Royce Huffman, 3B
 1999 Royce Huffman, 3B
 2000 Mark Hamilton, OF/1B
 2001 Erick Macha, SS
 2002 Terry Trofholz, OF
 2003 Jake Duncan, RF
 2004 Chad Huffman, OF
 2005 Shelby Ford, IF



Shelby Ford

Steve Macko Scholar-Athlete Award

1995 Brad Wallace
 1996 Brad Wallace
 1997 Jay Boehmke
 Ryan Walter
 1998 David Wallace
 1999 Tom Bates
 2000 Josh Gardner
 2001 Cade Harris
 2002 Josh Gardner
 2003 Jeff Reed
 2004 Austin Adams
 2005 Austin Adams



Austin Adams

POSTSEASON AWARDS



TCU All-Americans

1921 Pete Donahue, P
 1927 Bear Wolf, 1B
 1934 Slim Kinzy, P
 1948 Jim Busby, CF
 1956 Al Paschal, SS
 1957 Carl Warwick, OF
 1963 Lance Brown, P
 1970 Jeff Newman, C
 1973 Phil Turner 2B
 1974 Frank Johnstone, P
 1985 Mike Ramsey, OF
 1988 Rob Jones, 1B
 1994 .. Adam Robson, 1B (2nd)
 Darren Tawwater, C (3rd)
 Tim Grieve, P (3rd)
 1998 .. Royce Huffman, 3B (2nd)
 1999 .. Royce Huffman, 3B (1st)
 2002 Terry Trofholz, OF (2nd)
 2003 .. Clayton Jerome, P (3rd)
 2004 .. Robbie Findlay, P (HM)
 2005 .. Lance Broadway, P (1st)

Freshman All-Americans

1996 Royce Huffman, DH
 2004 Chad Huffman, OF
 Shelby Ford, 3B
 German Duran, SS
 2005 Matt McGuirk, DH
 Andrew Walker, C

Academic All-Americans

1992 .. Scott Malone, 1B (2nd)

SWC Player of the Year

1963 Lance Brown, P
 1966 Jimmy Duffy, 2B

SWC Frosh of the Year

1996 Royce Huffman, DH

WAC Player of the Year

1999 Royce Huffman, 3B

C-USA Pitcher of the Year

2003 Clayton Jerome
 2005 Lance Broadway

C-USA Frosh of the Year

2004 Chad Huffman, OF

Tournament MVP

2004 Austin Adams, OF

SWC ALL-CONFERENCE HONORS

1923 Fred Scott, P
 1924 Fred Lovvorn, UT; Lawrence Tankersly, C
 1925 Harold Cason, P; Raymond (Bear) Wolf, 1B
 1926 Raymond (Bear) Wolf, 1B
 1927 Harold Cason, P
 1931 John Hirstine, 1B; Percy Williams, C
 1932 Herbert Dennis, C; J.W. Hinton, OF
 1933 Pat Donovan, OF; Slim Kinzy, P
 1934 Pat Donovan, OF; Slim Kinzy, P
 1935 .. Sammy Baugh, 2B; Dan Harston, OF; Jimmy Jacks, 1B
 1936 Sammy Baugh, 3B
 1937 L.D. Meyer, 2B
 1945 James Conrad, P; Harry Mullins, C
 1948 Jim Busby, OF
 1949 Jim Nolan, 3B
 1950 Norris Graves, P; Bill Looney, C
 1951 Norris Graves, P; Bill Looney, C
 1952 Norris Graves, P
 1954 Tommy Hill, P; Les Mattinson, OF
 1955 Les Mattinson, OF
 1956 .. Bob McDaniel, P; Al Paschal, SS; Charles Quick, 2B
 Carl Warwick, OF; Bob White, OF
 1957 Charles Quick, 2B; Carl Warwick, OF
 1958 George Banda, UT; Hunter Enis, 1B
 1959 Charles Franklin, 2B; Marshall Harris, OF
 1960 Doug Moore, C
 1961 Cliff Justice, OF
 1962 Bob Bigley, OF
 1963 Bob Bigley, OF; Lance Brown, P
 Bill McAdams, 2B; Jay Walrath, OF
 1964 Jay Walrath, OF
 1965 Ronnie McClain, UT
 1966 Parke Davidson, SS; Jimmy Duffy, 2B
 Tommy Gramly, P; Richard Hooper, UT; Mickey Yates, OF

1967 Parke Davidson, SS; Mickey McCarty, P
 Abby Stratton, UT; Mickey Yates, OF
 1968 Bill Ferguson, C; Chuck Machemehl, P
 Mickey McCarty, P; Jeff Newman, 2B; Dick Turner, UT
 1969 .. Bill Ferguson, C; Dick Gage, OF; Jeff Newman 3B
 Larry Peel, 1B; Roger Williams, OF
 1970 Glenn Monroe, SS
 1971 Glenn Monroe, SS
 1972 Don Bodenhammer, 3B; Frank Johnstone, P
 Jim Tores, C
 1973 Don Bodenhammer, 3B; Tom Butler, SS
 Phil Turner, 2B
 1974 Tommy Crain, 1B; Phil Turner, 2B
 1976 Gene Burton, DH; Danny Twardowski, 2B
 1977 Danny Rossellini, C
 1978 Steve Houk, OF
 1980 Randy Rodriguez, P
 1981 Trey Brooks, 2B
 1984 Mike Ramsey, DH
 1985 Mike Ramsey, DH
 1986 Fred Benavides, SS
 1987 Lew Williams, OF
 1988 Tim Mauser, P; Paul Gonzalez, OF
 1989 Tom Hardgrove, 1B
 1990 Paul Gonzalez, OF; Scott Malone, UT
 1991 .. Travis Barr, P; Scott Malone, OF; Chris Thomsen, 1B
 1992 Craig Framer, P; Beto Garza-Gongora, UT
 Scott Malone, 1B
 1994 Clay Caruthers, P; Shannon Coulter, SS
 Beto Garza-Gongora, OF; Tim Grieve, P; Jason McClure, DH
 Adam Robson, 1B; Reid Ryan, P; Darren Tawwater, 1B
 1995 Scott Atchison, P
 1996 Scott Atchison, P; Ryan Dunn, OF
 Royce Huffman, DH; Jeff McCurdy, OF

WAC ALL-CONFERENCE HONORS

1997 Chris Connally, OF
 1998 Chris Connally, OF; Royce Huffman, 3B
 Sam Lunsford, 3B; Jeff Shaddix, P
 1999 Royce Huffman, 3B; Mark Silva, C
 Scott Atchison, P; (2nd team) Cade Harris, DH
 2000 .. Mark Hamilton, 1B; (2nd team) Tom Bates, OF
 2001 Tom Bates, OF; Chris Bradshaw, SP
 Stan Newton, RP; (2nd team) Jason Price, C
 Erick Macha, SS; Mike Settle, 3B
 Terry Trofholz, OF; Rudy Ontiveros, UT

C-USA ALL-CONFERENCE HONORS

2002 Terry Trofholz, OF; (2nd team) Clayton Jerome, P
 Chris Meeks, OF; Walter Olmstead, 1B
 2003 Mike Settle, 3B; Chris Neuman, DH
 Clayton Jerome, P; (2nd team) Jake Duncan, OF
 2004 .. (2nd team) Shelby Ford, IF; Clayton Jerome, SP
 Chad Huffman, OF; Robbie Findlay, RP
 2005 .. (1st team) Shelby Ford, IF; Lance Broadway, SP
 (2nd team) Chad Huffman, IF

C-USA ALL-FRESHMAN TEAM

2004 Chad Huffman, Shelby Ford, German Duran
 2005 Andrew Walker, Matt McGuirk

ALL-TOURNAMENT TEAMS

ALL-SWC TOURNAMENT

1991 Chris Thomsen, 1B; Mike Macko, 2B
 Rick Hinojosa, SS; Kelly Johns, P; Jared Shope, P
 1994 Kerby Smith, 3B

ALL-WAC TOURNAMENT

1998 Chris Connally, OF
 1999 Marshall Wilson, OF; Erick Macha, 2B
 Royce Huffman, 3B

ALL-C-USA TOURNAMENT

2004 Bo Cogbill, IF; Chris Neuman, IF
 Chad Huffman, OF; Austin Adams, OF
 Ryan Weems, P; Clayton Jerome, P; Eugene Espineli, P
 2005 Keith Conlon, OF; Chad Huffman, IF
 Sam Demel, P; Lance Broadway, P

AUSTIN REGIONAL ALL-TOURNAMENT

2004 Shelby Ford, SS

WACO REGIONAL ALL-TOURNAMENT

2004 Bo Cogbill, IF; Lance Broadway, P

HORNED FROGS IN THE PROS

Horned Frogs Active in the Minors

Royce Huffman

Round Rock Express (AAA)
Houston Astros

Huffman completed his seventh season in the minors and his third in AAA. He batted .284 with seven home runs and 45 RBIs. He is a career .303 hitter with 42 RBIs.

Derek Lee

Oklahoma Redhaws (AAA)
Texas Rangers

Lee has been in the minors for eight seasons and completed his second in AAA. He was 5-2 with a 3.86 ERA and 49 strikeouts. He is 48-50 in his career with a 3.51 ERA.

Lance Broadway

Winston-Salem Warthogs (Adv. A)
Chicago White Sox

Broadway's first season in the minors resulted in a 1-3 record to go along with a 4.58 ERA. He struck out 58 in 55 innings of work.

Justin Crowder

Stockton Ports (Adv. A)
Oakland Athletics

In his third season in the minors, Crowder appeared in 50 games and finished with a 3-2 record to go along with a 2.47 ERA. He struck out 50 in 54.2 innings of work. He has a 7-6 career record and a 2.98 ERA.

Justin Hatcher

Bakersfield Blaze (Adv. A)
Texas Rangers

After a brief stint at AAA Oklahoma, Hatcher spent the season at Advanced A ball. He hit .270 with a home run and 31 RBIs. He has a career average of .276.

Walter Olmstead

Sarasota Reds (Adv. A)
Cincinnati Reds

Olmstead completed his fourth season and second in A ball. He hit .244 with four home runs and 16 RBI. He is a career .250 hitter.

Kyle Dahlberg

Aberdeen Ironbirds (A)
Baltimore Orioles

Dahlberg finished his first season in the minors with three home runs and 15 RBIs. He was the starting catcher for the Ironbirds.

Jake Duncan

Delmarva Shorebirds (A)
Baltimore Orioles

Duncan's third season in the minors was successful as he hit .296 with five home runs and 39 runs batted in. He is a career .274 hitter.

Wil Lewis

West Virginia Power (A)
Milwaukee Brewers

Lewis hit .289 in his third minor league season, including three home runs and 56 RBIs. He is a career .283 hitter and has driven in 96 runs.

Robbie Findlay

Princeton Devil Rays (Rookie)
Tampa Bay Devil Rays

Findlay was dominating in his first minor league season. He earned Appalachian League Pitcher of the Week honors as well as being named to the All-Star team. He was 3-1 with a 1.88 ERA to go along with a league-high 15 saves.

Stuart Musslewhite

Bluefield Orioles (Rookie)
Baltimore Orioles

An everyday player for Bluefield, Musslewhite earned a spot on the Appalachian League All-Star team. He hit .300 with eight home runs and 36 RBIs.

Chad Underwood

ASL Cubs (Rookie)
Chicago Cubs

Underwood was 2-1 with a 2.10 ERA in 34.1 innings spanning 15 appearances. He struck out 30 and allowed only six walks.



Broadway



Huffman



Hatcher



Duncan

All-Time Draft Picks

1965				
Ronnie Paul	P	Baltimore Orioles	14	278
William Ferguson	C	Milwaukee Brewers	27	511
1966				
Mickey Yates	OF	Washington Senators	20	386
Ronnie Paul	P	New York Mets	2 [^]	29
Tommy Gramly	P	Cleveland Indians	4 [^]	75
1967				
Parke Davidson	SS	Oakland Athletics	35	650
Richard Hooper	UT	Cincinnati Reds	36	667
William Ferguson	C	Baltimore Orioles	6 [^]	101
1968				
Bing Bingham	P	Chicago Cubs	7 [*]	112
Chuck Machemehl	P	Cleveland Indians	12	258
Mickey McCarty	P	Cleveland Indians	25	559
William Ferguson	C	New York Yankees	4 [^]	68
1969				
William Ferguson	C	Los Angeles Dodgers	4 [*]	79
William Ferguson	C	Cincinnati Reds	2 [^]	38
1970				
Jeff Newman	2B	Cleveland Indians	26	601
1971				
Roger Williams	OF	Atlanta Braves	25	573
1973				
Thomas Butler	SS	Detroit Tigers	15	355
Don Bodenhamer	2B	Texas Rangers	31	661
1975				
Thomas Crain	1B	Texas Rangers	30	645
1980				
Trey Brooks	2B	New York Mets	22	546
Cameron Young	P	Texas Rangers	30	722
1981				
Trey Brooks	2B	Chicago Cubs	8	182
Warren Oliver	SS	Kansas City Royals	11	281
Greg Moore	P	Toronto Blue Jays	13	315
Luis Rojas	P	Oakland Athletics	15	377
1984				
Mickey Kazmierski	P	San Diego Padres	11	273
1985				
Brian Ohnoutka	P	San Francisco Giants	2	30
Mike Ramsey	OF	Cincinnati Reds	16	396
Kight Higgins	P	Toronto Blue Jays	19	495
William Booker	P	Texas Rangers	25	629
Howard Williams	P	New York Mets	26	672
1986				
Ronnie Jackson	C	Texas Rangers	14	345
Bernie Walker	OF	Cincinnati Reds	14	358
1987				
Fred Benavides	SS	Cincinnati Reds	2	50
Brian Veilleux	P	Oakland Athletics	16	406
1988				
Tim Mauser	P	Philadelphia Phillies	3	68
John Briscoe	P	Oakland Athletics	3	73
1989				
Tommy Hardgrove	1B	Philadelphia Phillies	12	298
Kerry Knox	P	San Diego Padres	18	466
Scott Thoma	P	Chicago White Sox	20	509
Leon Clay	OF	New York Mets	39	1019

HORNED FROGS IN THE PROS

1990					
Paul Gonzalez	OF	San Diego Padres	10	274	
1991					
Chris Thomsen	1B	Oakland Athletics	17	464	
1992					
Chris Eddy	P	Kansas City Royals	3	78	
Scott Malone	1B/OF	Texas Rangers	9	258	
1993					
Johnny Cardenas	C	Seattle Mariners	46	1271	
1994					
Clay Caruthers	P	Cincinnati Reds	5	128	
Reid Ryan	P	Texas Rangers	17	477	
Tim Grieve	P	Kansas City Royals	23	639	
Shannon Coulter	SS	Kansas City Royals	31	863	
Darren Tawwater	C	St. Louis Cardinals	39	1090	
1996					
Derek Lee	P	Milwaukee Brewers	27	793	
Flint Wallace	P	Oakland Athletics	27	795	
Toby Dollar	P	Los Angeles Dodgers	29	868	
1997					
Ryan Dunn	OF	Houston Astros	8	250	
1998					
Ryan Ridenour	P	New York Yankees	7	217	
Jeffrey Shaddix	P	New York Yankees	17	517	
Matt Howe	IF	Oakland Athletics	29	855	
Chris Connally	OF	Chicago Cubs	45	1326	
Scott Atchison	P	Seattle Mariners	49	1423	
1999					
Royce Huffman	IF	Houston Astros	12	383	
2000					
Mark Hamilton	OF/1B	Houston Astros	23	697	
2001					
Eric Macha	SS	Ariz. Diamondbacks	12	368	
Chris Bradshaw	P	Texas Rangers	14	411	
Chad Durham	P	Houston Astros	25	746	
2002					
Walter Olmstead	1B	Cincinnati Reds	6	165	
Levi Robinson	SS	Baltimore Orioles	34	1006	
2003					
Jake Duncan	OF	Baltimore Orioles	10	284	
Terry Trofholz	OF	Milwaukee Brewers	22	639	
Justin Hatcher	C	Texas Rangers	25	736	
Chris Osentowski	P	Baltimore Orioles	30	884	
Will Lewis	IF	Milwaukee Brewers	32	939	
2004					
Eugene Espineli	P	San Francisco Giants	14	430	
Clayton Jerome	p	Texas Rangers	41	1221	
2005					
Lance Broadway	P	Chicago White Sox	1	15	
Kyle Dahlberg	C	Baltimore Orioles	13	393	
Stuart Musslewhite	IF	Baltimore Orioles	24	723	
Shawn Ferguson	P	Baltimore Orioles	36	1083	

Did you know...

Ryan Weems has spent the last two seasons with the Central Baseball League's Fort Worth Cats. Weems is 14-6 in his career spanning 44 appearances with the Cats. He led them to the 2005 Central League Championship.

SCOTT ATCHISON



Scott Atchison was called up to the big leagues on July 30, 2004. He made his major league debut on July 31 for the Seattle Mariners. He finished his first half season with a 2-3 record and a 3.52 ERA. While at TCU, Atchison compiled a 27-16 career record with five complete games. He struck out 307 batters in 304 innings pitched. He finished his career with a 4.76 ERA.

ATCHISON'S MAJOR LEAGUE CAREER STATS

Yr.	ERA	W-L	G-GS	CG	SH/CB	SV	IP	H	R	ER	BB	SO	WP	HB
'04	3.52	2-3	25-0	0	0/0	0	30.2	29	12	12	14	36	2	0
'05	6.75	0-0	6-0	0	0/0	0	6.2	7	5	5	1	9	0	0
Tot	4.10	2-3	31-0	0	0/0	0	37.1	36	17	17	15	45	2	0

ALL-TIME MAJOR LEAGUERS

Name	Team(s) (Yrs. In Majors)
Louis DrucceNew York Giants (1909-12)
Ona DoddPittsburgh Pirates (1912)
Jim HaislipPhiladelphia Phillies(1912)
Claude Cooper	...New York Giants (1913); Philadelphia Phillies (1916-17)
Pete Donohue	...Cincinnati Reds (1921-30); New York Giants (1930-31) Cleveland Indians (1931); Boston Red Sox (1932)
A.S. DouglassCincinnati Reds (1921, 1925)
Boob FowlerCincinnati Reds (1923-25); Boston Red Sox (1926)
Leo TankersleyChicago White Sox (1925)
Bear WolfCincinnati Reds (1927)
Tex CarletonSaint Louis Cardinals (1932-34) Chicago Cubs (1935-38); Brooklyn Dodgers (1940)
Slim KinzyChicago White Sox (1934)
Dutch MeyerChicago Cubs (1937) Detroit Tigers (1940-42); Cleveland Indians (1945-46)
Randy Jackson	...Chicago Cubs (1950-55, 1959); Brooklyn Dodgers (1956-57) Los Angeles Dodgers (1958); Cleveland Indians (1958-59)
Jim BusbyChicago White Sox (1950-52, 1955) Washington Senators (1952-55); Cleveland Indians (1956-57) Baltimore Orioles (1957-58, 1960-61); Boston Red Sox (1959-60) Houston Colt .45's (1962)
Carl WarwickLos Angeles Dodgers (1961) St. Louis Cardinals (1961-62, 1964-65); Houston Colt .45's (1962-63) Baltimore Orioles (1965); Chicago Cubs (1966)
Tom GramlyCleveland Indians (1968)
Chuck MachemehlCleveland Indians (1971)
Jeff NewmanOakland A's (1976-82); Boston Red Sox (1983-84)
Tim Mauer	...Philadelphia Phillies (1991, 1993); San Diego Padres (1993-95)
Fred BenavidesCincinnati Reds (1991-92) Colorado Rockies (1993); Montreal Expos (1994)
John BriscoeOakland Athletics (1991-96)
Chris EddyOakland Athletics (1995)
Glenn DishmanSan Diego Padres (1995-96) Philadelphia Phillies (1996); Detroit Tigers (1997)
Jeff ZimmermanTexas Rangers (1999-2001)
Scott AtchisonSeattle Mariners (2004-present)

ALL-TIME LETTERWINNERS

A - A - A

Abney, Ben1938-40
 Adair, Danny1993-94
 Acker, A.S.1927
 Acker, Will1921
 Adams, Austin2004-pres.
 Adams, Homer1922-25
 Adcock, Dub1969-70
 Aldrich, Ki1937
 Alexander, Clarence1939
 Alford, Bruce1942
 Allar, Andrew2004
 Allen, Richard1940-42
 Anderson, Ken1961-63
 Andrews, Blake1981
 Arif, Omar2004-pres.
 Arnold, Dale1978-79
 Ashburn, Karl1926
 Ashley, Carlos1923
 Ashwood, Zach2005-pres.
 Atchison, Scott1995-99
 Atkins, Noble1931
 Ayala, Carlos1971-72

B - B - B

Bailey, Chris1976
 Baker, Bob1916-18
 Baker, Jeff1993-94
 Baker, Woody1948
 Balch, Jim1961-62
 Baldwin, Fuzz1907-10
 Balkum, Doug1956-57
 Ballantyne, Bryan1983-84
 Ballew, Alvis1964-66
 Bane, Jaymie1995
 Bane, Jim1985-88
 Banda, George1958-60
 Barger, Boone1920-21
 Barker, Brent1983-86
 Barnard, Gary1965-67
 Barnes, Bill1950-52
 Barnett, James1947-49
 Barr, Travis1989-91
 Barrett, Carlos1979-82
 Bassler, Snake1913
 Bates, Tom1998-99, 2001
 Baugh, Sammy1935-37
 Baxter, Howard1931
 Baze, Leon1961-62
 Beck, Bill1947-49
 Beucler, Reid1997
 Bell, Lenny1984
 Bellows, Terry1977-78
 Benedict, Kenny1976-77
 Benavides, Fred1985-87
 Benjamin, Kenneth1946-47
 Bentancourt, David1990-91
 Berry, Rube1919-20
 Best, Mac1938-39
 Bettison, W.W.1911
 Bierman, Gus1946
 Bigley, Bob1962-64
 Bildersback, Billy1939-40
 Bingham, Bing1967-68
 Bishop, Tom1948
 Blevins, Jon1986
 Bodenhamer, Don1970-73
 Boehmke, Jay1994-95
 Booker, Sam1984
 Borchardt, Jason1987
 Boyd, Jim1947-50
 Boyd, Tommy1962-63
 Bradshaw, Chris1998-01
 Bratton, Greg2000-03
 Briscoe, John1987-88
 Brewster, J.W.1910
 Broadway, Lance2005
 Bronstad, William1949
 Brooks, Trey1978-81

Brown, Charlie1978-80
 Brown, E.1919-20
 Brown, Erik1994-96
 Brown, Kelly1986
 Brown, Lance1963-64
 Browning, Orien1949
 Broyles, Robert1974-77
 Brumbaugh, Ronnie1940-41
 Bruton, Sumter1965-66
 Buckley, Leo1928-29
 Burton, Gene1973-76
 Busby, Jim1947-48
 Busch, Joe1945
 Bussey, Charles1912
 Buster, A.J.1910
 Butler, Tom1972-73
 Buttell, Jerid2004-pres.

C - C - C

Cain, Ryan1998
 Callamar, Steve1986-89
 Campbell, Clark1912-13
 Cantelmi, Frank1924-26
 Cantrell, Speck1919
 Caple, Kyle1989-91
 Carden, Dana1971-74
 Carden, Pat1971-74
 Cardenas, Johnny1992-93
 Carleton, James1923-25
 Carpenter, Gene1904
 Carpenter, Matt2005-pres.
 Carrell, Howard1929-31
 Carroll, Don1951-53
 Carruth, Aaron1997
 Carruth, Jason1994
 Carson, Hezzie1923-26
 Carson, Lynn1966-67
 Carswell, Horace1937
 Caruthers, Clay1992-94
 Casey, Doyle1947
 Cason, Sonny1972-74
 Castor, John1992-93
 Castor, John1992-93
 Cauley, Chris1985-87
 Cencil, Phil1993
 Chalk, Scott1990-92
 Chappell, Ellsworth1929-31
 Chase, Jim1966, 69-70
 Childs, I.B.1957-59
 Chiles, Brown1946-48
 Choate, David1947-49
 Christenberry, Chris1915-17
 Clark, Herman1924-27
 Cogbill, Bo2004-05
 Cole, Jess1970-71
 Collins, Heath1995-98
 Collinsworth, Tim2002
 Combs, Brian1979-80
 Conlon, Keith2005-pres.
 Connally, Chris1997-98
 Conrad, Doyle1952
 Conrad, Earl1945-46
 Conway, Charles1941-42
 Cooper, Aubrey1914-16
 Cooper, Claude1920-23
 Cooper, Kyle1995
 Corbett, Ralph1938
 Costas, John1967-69
 Cotharn, Bruce1982
 Cottage, Steve1982-84
 Coulter, Shannon1994
 Covert, Rox1962-64
 Cowart, Rusty1939-41
 Cox, Rob Ell1929-30
 Coy, Josh1998
 Crafton, Kenny1981-84
 Crain, Tommy1974-76
 Crawford, Bill1940-41
 Crenwelge, Ted1959-60
 Critser, Danny1983-84

Crowder, Justin2001
 Crows, Phil1958
 Crows, J.R.1945
 Cullen, Mike1987
 Curby, Quinn1913-14

D - D - D

Dahlberg, Kyle2002-05
 Daniel, Milton1908-09, 11-12
 Davidson, Parke1966-67
 Davis, Barry1981-84
 Day, Denny1982-83
 Defee, Bill1965
 Demel, Sam2005-pres.
 Dennis, Hubert1932
 Deskins, Scott1986-87
 Dishman, Glenn1992-93
 Dobbs, Bobby1962
 Dobson, Joel1991-93
 Dodd, O.A.1910-11
 Doherty, Shawn1984
 Dollard, Toby1995-96
 Donohue, Pete1920-21
 Donovan, Paul1932-34
 Dorsey, Floyd1928
 Doty, Bill1952-53
 Douglass, A.S.1919-20
 Dover, Jeff1997
 Dow, Andy1984-85
 Dowell, Lonnie1942
 Dreschel, Charles1945
 Driggers, Eddie1966-68
 Drucke, Louis1909
 Duckworth, Gene1974-76
 Duckworth, Woodrow1938-40
 Duffey, Jimmy1965-67
 Dulin1919
 Duncan, Jake2002-03
 Duncan, Zach2003
 Dunn, Ryan1995-97
 Duran, German2004
 Durham, Chad1999-01
 Duvall, Jack1954
 Dyess, Ben1937-38

E - E - E

Eddins, Ron1965
 Eddy, Chris1991-92
 Edwards, Steve1964-66
 Elkouri, Shaff2002-03
 Elliott, Bill1949-51
 Ellis, Chris1989
 Ellis, Hunter1957-59
 Espineli, Eugene2004
 Estrada, J.J.2002-05
 Etridge, John1950-52
 Etier, Mark1981-82

F - F - F

Farmer, Craig1991-94
 Farris, Gary1970
 Faulkner, David1991
 Fay, Ted1968-70
 Fender, Dick1924
 Ferguson, Bill1967-69
 Ferguson, Shawn2005-pres.
 Ferrell, Ken1974
 Fertitta, John1984
 Few, Gary1972
 Findlay, Robbie2003-04
 Firestone, Brad1988-91
 Fis, Gary1970
 Flores, Tommy1979
 Flynn, Albert1929-30
 Ford, Don1952-53
 Ford, Shelby2004-05
 Forte, Robert1938
 Fowler, Boob1920
 Franklin, Charles1958-60

Franks, Wallace1948-50
 Frazier, Chris1998-01
 Freeman, Jack1954-56
 Frick, Bill1952-54
 Friemel, Jake2005-pres.
 Frizzell, Bonner1906-08
 Fullenwider, Harold1936
 Fullhart, Bill1946-48
 Furnish, Brad2005-pres.
 Fusco, Ralph1974-75

G - G - G

Gage, Dick1967-69
 Gaines, B.G.1945
 Gallagher1904-05
 Gann, Sam1920-22
 Gardner, Josh2002
 Garner, Eric1995-96
 Garner, Pat1986
 Garza-Gongora, Beto1990-94
 George, I.L.1926
 Gilbert, Terry1977-78
 Godby, Kirk1984
 Gonzales, Rode1957-58
 Gonzalez, Paul1988-90
 Goodson, Tom1904
 Gottsch, J.J.1994
 Gough, Leron1911
 Grace, John1969-72
 Grafe, Ryan2002-03
 Gramly, Tommy1966
 Grant, Jimmy1926-28
 Granville, Chris1989-90
 Graves1905
 Graves, Jack1931-33
 Graves, Norris1951-52
 Grieve, Tim1992-94
 Griffin, Ed1929
 Griffith, Charles1930
 Grimland, Larry1969-71
 Groomer, Levi1999-00
 Grost, Sunny1941
 Grubbs, Howard1928-30
 Gunter, C.B.1914

H - H - H

Hagar, Buster1973-75
 Hailey, Bob1965
 Haire, Jack1919-20
 Haislip, J.C.1911
 Hale, Shadie1917-18
 Hall, Jerome1968-70
 Hamilton, Mark1999-00
 Hamilton, Mike1999
 Hardgrove, Tom1989
 Hardin, David1967
 Hardin, Gary1967
 Hargrave, David1988-89
 Hargrove, Bo1979-80
 Harper, Monty1963
 Harrelson, Monroe1945-47
 Harris, Cade1999-01
 Harris, Jerry1960-61
 Harris, Marshall1958-60
 Harston, Dan1933-35
 Hatcher, Justin2002-03
 Hawes, Froggie1917
 Hayes, Herbert1950
 Hayes, Ted1951
 Hays, Tim1979-80
 Heinitz, Mark1979-81
 Heiss, Chip1983-84
 Hemby, Les1975-76
 Henson, Danny1982-83
 Herrick, John1982-83
 Heslin, Larry1975
 Higgins, Kight1984-85
 Hill1919
 Hill, Hunter1930

Hill, Steve1974-76
 Hill, Tommy1953-55
 Hinojosa, Rick1991-92
 Hinton, Grassy1930-32
 Hirstine, John1931
 Hobart, John1976
 Holland, Don1953-55
 Hollan, Walter1925
 Holmes, George1911
 Holt, J.W.1962-64
 Honey, Bill1924
 Hooper, Charles1914
 Hooper, Richard1966-67
 Hoosier1919
 Hoover, Herman1940
 Hopkins, Mike1974
 Hopkins, Thomas1912-13
 Horner, Durwood1938-40
 Horner, Mark1974-76
 Hoskins, Boaz1934-35
 Houk, Steve1976-78
 Houser, Phil1983-84
 Howe, Matt1996-98
 Hudson, Bill1936
 Hudspeth, Doug1978-79
 Huffman, Chad2004-pres.
 Huffman, Royce1996-99
 Hughey, Mike1984
 Humphreys, Max1942

I - I - I

Iles, Buddy1959-61

J - J - J

Jacks, Jimmy1933-35
 Jackson, Bubba1985-86
 Jackson, Ransom1945
 Jackson, Spencer2005
 Jerome, Clayton2001-04
 Johns, Kelly1991-93
 Johnson, David1996
 Johnson, Rob1990-92, 94
 Johnstone, Frank1971-74
 Jones, Freddy1962-64
 Jones, James1945-46
 Jones, Kevin1988-89
 Jones, Rob1986-89
 Jordan, Charlie1956-57
 Jordan, Rob1988-89
 Joyner, Hubert1945-46
 Justice, Cliff1960-61
 Justice, Mike1964-65

K - K - K

Kazmierski, Mickey1983-84
 Kennard, Darin1984
 Kerr, Blair1909-10
 Key, Harold1957-58
 Key, Joey1977-80
 Kies, Chris1976-77
 King, Don1945
 King, Harvey1950-52
 Kinnard, Franklin1904-05
 Kinzy, Slim1932-34
 Knoerr, Keith1996-97
 Knox, Kerry1986-89
 Knust, Randy1980-82
 Koch, Carl1948-49
 Kramer, Richard1946-48
 Kruciak, Greg1976
 Kveton, Larry1962-64

L - L - L

Ladusau, Tom1972-73
 LaFlair, Jay1997-98
 Laidley, Kemp1991, 93
 Lamar, Chuck1977-78
 Lamonica, Tom1909-11
 Laner, Paul1941

ALL-TIME LETTERWINNERS

Lassiter, Jim1974-77
Lauritsen, Erik1998
Lawrence, Jimmy1934-36
Lee, Derek1994-97
Lee, Gary1962
Lee, Roger1982
LeFevre, Biff1977-78
Leiss, Chris1979-82
Lester, Darrell1934-35
Levens, Rob1984
Levy, Forrest1923-26
Lewis, Will2002-03
Lindsey, Jack1977-78
Linne, Aubrey1936-37
Livsey1922
Loeffler, Scott1987, 89
Logan, Warren1933-34
Long, Jeff1981-82
Long, Jim1967-68
Looney, Bill1949-51
Lonney, Don1938-40
Losa, Mike1988-90, 92
Lovvorn, Garland1922-25
Lozo, Frank1933-35
Lundeen, Jared2002-03
Lunsford, Sam1995-98
Luttrell, Mike1972-73
Lyde, Frank1957

M - M - M

Macha, Erick1999-01
Machemel, Chuck1967-68
Maciccek, Marvin1963-64
Macko, Mike1991-92
Madsen, Aaron1998
Malone, Scott1990-92
Manto, Taldon1934-36
Marion, Mike1970
Mariz, Steve1980-81
Marshall, Jonathan2001-02
Mathes, Ed1950-51
Matthews, Don1960
Matthews, Rags1927-28
Mattinson, Les1953-55
Mausner, Tim1986-88
Maxey, Merlin1962
Maxwell, Willie1956-58
Mayfield, Jim1954-55
McAdams, Billy1962-63
McCarty, Mickey1967-68
McCaslin, Steve1986
McClure, Ben1946-49
McClure, Jason1992-95
McCullom, Joe1912
McCurdy, Jeff1995-96
McDaniel, Bob1954-56
McDaniel, Chili1920-22
McElroy, Pat1972-73
McFarland, Billie1911-12
McGough, Tim2004-05

McGuirk, Matt2005-pres.
McHenry, Bob1942
McKown1919-22
McKown, Jim1914
McLain, Greg1972
McLain, Ronnie1963-65
McLamore, Eric1999
McNamara, Joe1914-15
Meadows, Jay1985
Means, Ricky1973-75
Meeks, Chris2002-03
Meyer, David1994-97
Meyer, Dutch1918-21
Meyer, Greg1978-81
Meyer, L.D.1935-37
Miles, Eldridge1953-54
Millay, Gavin1993-95
Millender, Donnie1983-84
Miller, Fred1932-33
Miller, Jim1965

Miller, Rex1953
Mills, Gray1962
Mock, Jon1991-93
Mokry, Clint2002-04
Monahan, Rod1969-71
Monroe, Glenn1968-70
Monroe, L.A.1942
Montgomery, Vic1935-37
Moody, Jim1980
Mooney, Shaun1977-79
Mooney, Terry1986-89
Moore, Doug1960-61
Moore, Greg1981
Moore, Melbourne1928
Moore, Mike1987-88
Morgan, Johnny1984-85
Morrison, Wayne1967-69
Morton, Roy1909-11
Moseley, Arthur1938
Moses, Ramon2000-04
Moses, Steve1995-96, 98
Mouldin, Ben1904-05
Mousoudakis, Jimmy1997-99
Mullins, Harry1945-47
Murphy, David1976-77
Musslewhite, Stuart2005
Myers, Mike1932-34

N - N - N

Neele, Joe1901-04
Neeley, Ron1967
Nelson, Greg1984-85
Nelson, John1914-16
Nemecek, Jerry1989
Nesloney, Ryan2002-05
Neuman, Chris2003-04
Newburn, Patrick2001-03
Newman, Jeff1968-70
Newton, Bob1958-60
Newton, Stan1998-01
Nolan, James1947-50
Novey, David1977-80

O - O - O

O'Brien, Davey1937-38
Odle, Jack1939
Odom, Clayton1986-89
Ogilvie1919
Ohnoutka, Brian1983-85
Oliver, Warren1981
Olmstead, Walter2000-02
Olsson, Jon1965-66
O'Neal, Richard1955-56
Ontiveros, Rudy2001
O'Roark, Walter1954
Osentowski, Chris2002-03
Owen, Brad1988-89
Owens, Ed1974-76
Owens, Randy1974-75

P - P - P

Pack, Ryan2005-pres.
Page, William1998-99
Parker, David1965-66
Parker, Mat1996
Parrish, Lowell1928
Paschal, Al1954-56
Paul, Ronnie1965-66
Peebles, Pat1963-65
Peel, Larry1968-69
Pereira, Eddie1980-81
Perlman, Joel1982-83
Perme, Tom1953
Perry, Chase2004-pres.
Peters, Rick1990-91
Peterson, Don1979-80
Perovich, George1952-53
Phillips, Dane1999
Phillips, Ron1965
Phillips, Steve1975

Pierce, Glen1978-79, 81-82
Plumleigh, Charlie1982-83
Pokluda, D.J.2004
Pollard, Harold1955-58
Powell, Danny1952-53
Price, Jason2000-01

Q - Q - Q

Quick, Charles1955-57
Quiery, J.A.1910-11

R - R - R

Rafferty, Brian1985
Ramsey, Mike1984-85
Randle, E.R.1910
Ray, Randy1970-71
Read, Darrell1958-60
Read, Harold1963-64
Reed, Jeff2000, 02
Reynolds, Don1961-63
Reynolds, Phil1960-61
Richardson, Sammy1962-64
Rickerd, Rick1968-70
Ridenour, Ryan1998
Ringnald, Scott1979-80
Riordan, Tom1973-76
Rivera, Rudy2000-01
Roach, Walter1936-37
Roark, Alf1932
Roberts, Darrin1936-38
Robinson, Levi2002
Robson, Adam1993-94
Rockwell, Keith1995
Rodriguez, Randal1979-80
Rogers, Brad1998-00
Rogers, John1955
Rojas, Luis1980-81
Rosellini, Danny1977-78
Rose, Melzer1950-51
Roseborough, Larry1958-60
Rozelle, George1929
Routh, Jim1965-67
Rudis, Mark1991-92
Rutherford, Charles1960
Rutherford, Scott1919-20
Rutledge, James1958-59
Ryan, Reese1996-97
Ryan, Reid1992-94

S - S - S

Saenz, Chris2003-04
Sain, Ed1929-30
Salim, Mike1950-52
Sanders, Bobby1963-64
Scarborough, Mike1998
Schmidt, Don1960-62
Schmidt, Rick1967
Schmucker, Dave1980
Scott, Fred1923-25
Sears, Rene1951
Segarra, Ismael1997-98
Selman, J.D.1957
Senn, Perry1973-74
Serben, John1962-63
Serviente, Glenn1985-86
Settle, Mike2000-03
Sewell, Gene1917-18
Seybold, Elmer1936
Shaddix, Jeff1997-98
Shafer, Jeff1983-84
Sharp, M.R.1896-97
Shaw, Bob1969-71, 73
Shebesta, James1970
Shelburn, David1981-82
Shelley, John1975-78
Shelton, Bob1959-61
Shipes, Chad1990
Shoemaker, Kyle2002-03
Shoemaker, Worthy1912-13
Shofner, Jim1956-57

Shope, Jared1989-91
Shoptaw, Britt1989-91
Shotwell, Bennett1959-60
Silva, Mark1996-99
Skelton, Will2005-pres.
Skipper, Cecil1960-61
Smith, Casey1995-96
Smith, Clint1996
Smith, Fred1947-49
Smith, Kerby1994-95
Snapp, E.1910
Snow, Paul1939-41
Sorey, Lex1911
Sorrels, Paul1939-41
Sparks, Connie1940
Spencer, Charles1953-55
Stamp, Steve1980-81
Stancoff, George1947-48
Standfield, S.1910
Stanek, Shawn1993-94
Stanley, Jeff1989
Stanton, Jimmy1933
Stapleton, Jim1952-54
Stark, Stuart1984
Steadman, Oran1928
Steffins1904
Stell, Otis1931
Stephens, Sean2003-04
Stephens, Wayne1984-85
Stepp, Wade1950-52
Sterling, Charles1965
Stewart, Mike1964-66
Stewart1914
Stone, Steve1985-88
Stratton, Abby1965-67
Strickland, Mark1982-85
Strong, Bill1915
Swaim, Johnny1950-52
Sypert, J.R.1897-99

T - T - T

Takahasi, Barry1997
Tankersly, Dennis1939-41
Tankersly, Lawrence1923-25
Tankersly, Paul1937-39
Tankersly, Ralph1939-41
Taylor, Allan1986
Taylor, Ellis1933
Taylor, Gene1926
Taylor, Harry1924-27
Tawwater, Darren1993-94
Terry, David1959-61
Thannisch, Lester1911-12
Thoma, Scott1989
Thomas, Nate2004
Thompson, Bart1965
Thompson, Kenny2004
Thompson, Preston1975-78
Tomlin, Reuben1975-78
Thompson, Shawn1997-00
Thomson, Chris1991
Thorpe, Darren1986, 89-90
Tombrella, David2000-01
Torres, Jimmy1970-73
Trad, Ken1966
Trofholz, Terry2001-03
Turner, Dick1968-70
Turner, Gene1927-29
Turner, John1991-93
Turner, Kellus1923-24
Turner, Mike1971-72, 74-75
Turner, Phil1971-74
Twardowski, Danny1975-76
Twardowski, Jimmy1982-83
Tyson, P.L.1910

U - U - U

Underwood, Chad2004-05

Utley, Chad1976

V - V - V

Vandervolk, Ross1940-41
Van Hook, Kyle1978-79
Vasseur, Gary1969-71
Vaughn, Hunter1928
Veilleux, Brian1987
Vessakosol, Tony1987-88

W - W - W

Wagner, Scott1981-82
Wakefield, R.1909-10
Walker, Andrew .2005-pres.
Walker, Bernard1985-86
Walker, Buster1928-30
Walker, Albert1932-34
Walker, Jim1958-60
Walker, Jimmy1964-65
Walker, Val Joe1983
Wallace, Brad1993-96
Wallace, David1996-97
Wallace, Earl1969-71
Wallace, Flint1994-96
Wallin, Horace1928-30
Walls, Willie1935-37
Walrath, Jay1962-64
Walter, Ryan1996-97
Walters, Hubert1945-48
Walters, John1949
Ward, Tricky1923-25
Warwick, Carl1956-57
Washington, John1924-27
Watkins, Austen2001
Watley, Russell1942
Weems, Ryan2002-04
Wells, Gary1987-88
Wheaton, Mike1979-80
White, Bob1954-56
White, Chris2002-05
White, John1953-55
White, Terrance1998
Whitworth, Jeryl1968
Wilkerson, Steve1975-76
Williams, Blackie1926-28
Williams, Dwayne W.1985-86
Williams, GarryHonorary
Williams, Jake1928
Williams, Jay1930-31
Williams, Lew1986-87
Williams, Roger1968-71
Williford, Eugene1942
Wilmot, Tony1985-86
Wilson, Brad1976-77
Wilson, Marshall1998-00, 02
Wilson1920
Windegger, Frank1954-56
Wineburg, Ken1956-58
Wolf, Bear1925-27
Wood, Darren1997
Woods, Clarence1924-26
Wooley, Shaun1999-00
Woolwine, Vance1932
Wooten, Benji1997
Wotham, James1995-98
Wright, Hal1929-31
Wyles, Alan1994-95

Y - Y - Y

Yarbrough, Jef1995-98
Yates, Mickey1966-67
Young, Bob1948
Young, Cameron1977-80

Z - Z - Z

Ziegler, David1993
Zimmerman, Jeff1992-93

LEGENDS OF TCU

TCU Diamond — 1962-2002

The 2002 season marked the end of an era for TCU baseball, as the Horned Frogs said goodbye to one of the most unique college baseball facilities in the country, the TCU Diamond. The diamond opened in the spring of 1962. The Horned Frogs closed their 41st and final season at TCU Diamond with a 6-3 win over UT-Arlington on May 14, 2002.

Located in the heart of the TCU campus and nestled into the leeward side of a hill to the south, the TCU Baseball Diamond was a beautiful and functional facility offering optimum playing and wind conditions. Batters facing opposing pitchers to the east had a little trouble picking up the ball as it came out of the Horned Frogs' version of the "Green Monster," a large concrete retaining wall in center and left center field.



One of the more difficult places for opponents to play, the Frogs owned a record of 867 wins, 605 losses and eight ties overall for a winning percentage of .589 in their 41 years at the historic ballpark. Dressing facilities were located in nearby Amon G. Carter Stadium and bleacher seating accommodated up to 1,500 fans.

Head Coach Lance Brown

On June 17, 2003, Lance Brown announced his retirement and the TCU Baseball program said goodbye to its mentor of the previous 17 seasons. After four years as a pitching coach at Rice, Brown returned to his alma mater in 1987 to become the school's eighth coach since 1940.

When Brown took over the program, the first step he took was to teach the Horned Frogs how to win consistently. By 1994, Brown had the Frogs doing just that. They not only won consistently, but they did things that had not been done at TCU since Brown had starred as a Horned Frog pitcher in the early 1960s.

En route to a school-record 38 wins in 1994, the Frog diamond men won their first Southwest Conference regular season title since 1972 and first outright crown since 1956. They also received their first NCAA Tournament berth since 1956, where they recorded the school's first tournament win, an 11-3 triumph over Memphis in Stillwater, Okla. The successful season earned Brown Regional Coach of the Year accolades by the American Baseball Coaches Association.

In 1996, Brown reached the first milestone of many in his career. Needing only 26 victories to pass his former coach, Frank Windegger, for career victories, he accomplished the

The TCU Diamond underwent extensive cosmetic surgery prior to the 1991 season that included \$100,00 in renovations. TCU's old bermuda grass was replaced by Tiff 14, the same grass used by the Texas Rangers at The Ballpark in Arlington. The infield was leveled and a red brick wall, a la Wrigley Field, was erected from dugout to dugout. The vistor (along the third-base line) and home dugouts were lengthened and deepened, providing ample space and a much improved look. Extended foul poles were added as well as artificial turf in the batting cages.

Home plate was 390 feet from straight center field, 330 feet down the left field line and 320 feet to right field. A 12-foot fence corralled left and right field.

TCU Diamond was the site of some great college baseball action over the years, proven by the fact that 52 players who graced 2001 Major League Baseball rosters played at the historic ballpark during some point in their amateur careers. Among those major leaguers who played at TCU Diamond are: Jeff Zimmerman (TCU), Lance Berkman (Rice), Jose Cruz, Jr. (Rice), Chuck Knoblauch (Texas A&M) and Greg Swindell (Texas).

feat April 21, 1996, with a 14-4 defeat of the Houston Cougars, giving him 299 career victories.

In his final season with the Frogs, Brown led the team to a successful inaugural season in TCU's new Lupton Stadium and Williams-Reilly Field. His team finished with a 35-22 record and finished second in the Conference USA standings with a 22-8 conference mark. He also reached two more milestones in his career during the 2003 campaign. With a 5-2 victory over the Houston Cougars on March 29, Brown won his 500th game. He also earned his 200th conference victory on April 11 in a 1-0 win at UAB.

Brown fell two games shy of 1,000 games coached and ended his career with a 517-481 (.518) overall record and a 214-225 (.487) conference record. He earned Southwest Conference Coach of the Year honors twice, once in 1991 and in 1994.

He has watched numerous players prosper under his tutelage. In all, 40 players were drafted in the first-year draft, including current Texas Ranger, Jeff Zimmerman, while five others have gone on to play in the major leagues. Fifty-one of his athletes were named to all-conference teams and seven earned second- or third-team All-American honors.

Record By Years			
Yr.	Overall	Conf.	Finish
Coach: Unknown			
1896	4-0-1	—	—
Coach: Alexander Easley (2-4-0)			
1897	2-4-0	—	—
Coach: Unknown			
1898	1-0-0	—	—
1899	1-1-0	—	—
1900	2-0-0	—	—
1901	2-0-0	—	—
1902	0-2-0	—	—
1903	7-3-0	—	—
1904	7-5-0	—	—
1905	10-3-0	—	—
1906	10-3-0	—	—
Coach: Ellis Hardy (57-18-4)			
1907	9-9-0	—	—
1908	20-6-2	—	—
1909	18-2-2	—	—
1910	10-1-0	—	—
Coach: M. Baldwin (8-6-0)			
1911	8-6-0	—	—
Coach: H.W. Lever (12-14-0)			
1912	12-14-0	—	—
Coach: William Nance (17-5-1)			
1913	17-5-1	—	—
Coach: F.M. Cahoon			
1914	6-1-0	—	—
Coach: Fred Moore (1-11-0)			
1915	1-11-0	—	—
Coach: E.Y. Freeland (9-7-0)			
1916	9-7-0	—	—
Coach: Unknown			
1917	6-4-0	—	—
1918	9-4-0	—	—
Coach: F.M. Cahoon (29-13-2)			
1919	12-6-0	—	—
1920	11-6-2	—	—
Coach: William Nance (66-23-2)			
1921	20-2-0	—	—
1922	13-0-0	—	—
1923	13-11-0	2-10-0	7th
1924	11-7-0	11-7-0	2nd
1925	9-3-2	9-3-0	2nd
Coach: Dutch Meyer			
1926	14-4-0	8-3-0	3rd
1927	7-13-0	7-13-0	4th
1928	7-13-0	6-12-0	4th
1929	8-12-0	8-12-0	4th
1930	13-5-0	13-5-0	2nd
1931	1-9-1	1-9-1	6th
1932	6-4-0	6-4-0	3rd
1933	9-1-0	9-1-0	1st
1934	8-6-0	6-6-0	3rd
Coach: Raymond Wolf (17-21-1)			
1935	8-11-1	4-7-0	4th
1936	9-10-0	8-7-0	3rd
Coach: Howard Grubbs (15-31-0)			
1937	7-9-0	6-9-0	4th
1938	3-11-0	3-11-0	5th
1939	5-11-0	5-11-0	t-4th
Coach: Walter Roach			
1940	5-10-0	4-10-0	5th
1941	1-14-0	1-14-0	6th
1942	2-13-0	2-12-0	6th
Coach: Dutch Meyer			
1945	7-4-0	7-4-0	2nd
Coach: Walter Roach (93-167-2)			
1946	3-15-0	3-12-0	6th

LEGENDS OF TCU



Yr.	Overall	Conf.	Finish
1947	4-15-0	3-12-0	6th
1948	8-13-0	1-13-0	6th
1949	6-14-0	4-9-0	5th
1950	14-9-0	7-8-0	4th
1951	10-11-0	8-7-0	3rd
1952	13-12-0	8-7-0	3rd
1953	7-15-0	2-11-0	6th
1954	12-13-0	8-7-0	3rd
1955	8-13-2	2-13-25	6th
Coach: Dutch Meyer (106-83-1)			
1956	18-8-0	13-2-0	1st
1957	8-4-0	8-4-0	2nd
Coach: Clyde McDowell (27-54-2)			
1958	6-12-0	4-9-0	5th
1959	11-13-0	4-10-0	6th
1960	3-13-2	3-11-0	5th
1961	7-16-0	6-8-0	t-4th
Coach: Frank Windegger (298-168-2)			
1962	12-11-0	6-9-0	4th
1963	21-4-0	12-3-0	t-1st
1964	11-12-0	5-8-0	4th
1965	12-13-0	4-11-0	6th
1966	21-9-1	9-6-0	t-1st
1967	20-9-1	9-6-0	t-1st
1968	20-9-0	13-5-0	2nd
1969	22-8-0	9-6-0	2nd
1970	17-15-0	9-8-0	4th
1971	22-19-0	9-8-0	4th
1972	29-13-0	12-6-0	t-1st
1973	31-12-0	12-7-0	2nd
1974	31-17-0	14-10-0	3rd
1975	29-17-0	12-12-0	3rd
Coach: Roger Williams (22-24-0)			
1976	22-24-0	8-15-0	8th
Coach: Willie Maxwell (149-172-2)			
1977	22-22-1	9-13-1	7th
1978	18-29-1	7-17-0	8th
1979	21-24-0	7-17-0	8th
1980	19-28-2	7-14-0	7th
1981	27-19-0	9-12-0	6th
1982	16-25-2	4-15-1	8th
1983	26-25-0	6-15-0	7th
Coach: Bragg Stockton (91-68-0)			
1984	25-22-0	6-15-0	t-7th
1985	35-17-0	9-12-0	6th
1986	31-29-0	5-16-0	t-7th
Coach: Lance Brown (571-481-0)			
1987	24-35-0	4-17-0	8th
1988	27-32-0	8-13-0	5th
1989	37-22-0	7-14-0	t-6th
1990	27-32-0	4-17-0	8th
1991	34-25-0	10-11-0	t-4th
1992	25-30-0	14-22-0	6th
1993	34-22-0	5-13-0	6th
1994	38-22-0	14-4-0	1st
1995	27-29-0	11-13-0	5th
1996	34-33-0	11-13	t-4th
1997	26-27-0	15-15-0	2nd
1998	33-23-0	18-11-0	2nd
1999	32-26-0	19-10-0	2nd
2000	22-34-0	12-18-0	5th
2001	32-28-0	21-15-0	3rd
2002	30-29-0	19-11-0	3rd
2003	35-22-0	22-8-0	2nd
Coach: Jim Schlossnagle (80-47-0)			
2004	39-26-0	19-11-0	4th
2005	41-20-0	20-10-0	t-2nd


Head Coach - Frank Windegger



Lance Brown stands with his former coach, Frank Windegger, as the No. 30 worn by Windegger is retired.

Former TCU player, coach and athletic director, Frank Windegger is the only Horned Frog to have his baseball jersey retired. Windegger's No. 30, which he wore for 14 years as head coach from 1962-1975, was retired April 28, 1998. The jersey currently hangs in the Heritage Center and in the alumni suite in Lupton Stadium.

During Windegger's 14-year tenure as TCU head coach, the Horned Frogs won four Southwest Conference baseball championships (1963, 1966, 1967, 1972) and finished as runner-up three times (1968, 1969, 1973). The Frogs set a number of school records during their run of success, including a string of 13 consecutive wins in 1963. Along the way, the Frogs won 298 games, lost 166 and tied one for a .641 winning percentage, a mark which still ranks amongst the nation's coaching elite.



Frank Windegger was a player for the Horned Frogs from 1954-56.

In 1963, just one year after taking over the baseball program, Windegger made history by becoming the youngest coach ever to win a SWC title in any sport with a 12-4 conference mark. In 1972, he was voted the NCAA District VI and SWC Coach of the Year, tying for the league title with a 12-6 mark and an overall 29-13 record.

After leaving the dugout, Windegger served as TCU's Director of Athletics for 23 years. He retired in August 1997.

Head Coach - Dutch Meyer

One of the most unique stories in the history of Horned Frog baseball is that of coach Dutch Meyer. A four-year letterman in both baseball and football at TCU, Meyer guided the Frogs' baseball fortunes from 1926 to 1934, during which time he compiled a record of 76-68-1 and captured TCU's first SWC baseball title in 1933.



Meyer took over as the Frogs' head football coach in 1934 and served in that capacity until 1953, although he returned to the diamond in 1945 for one season as the skipper. Meyer was named the Director of Athletics in 1950, but continued to coach until 1954. He was drawn back into the base-


ball coaching ranks in 1956 for a brief two-year stint in the dual roles.

It was during the 1956 season that Meyer led the Horned Frogs to the SWC championship and the school's first appearance in the NCAA baseball tournament.

Meyer finished his career with an overall won-loss mark of 106-83-1 (.558) and a conference record of 92-75-1 (.548).

Meyer served as the Director of Athletics for 13 years, before retiring in 1963. TCU lost a legend on Dec. 3, 1982, when he passed away at the age of 84.

Garry Williams



The only honorary letterwinner in TCU baseball history is Garry Williams. A dear friend of the Horned Frog baseball program, passed away on Dec. 7, 2001.

Through his generosity and relentless efforts, Williams was responsible for many of the improvements that have paved the way for the TCU baseball program, the athletic department and the university's return to national prominence.

One of the many financial contributions made by Williams to Horned Frog baseball was the installation of the scoreboard and flag poles at TCU Diamond, both of which now grace the grounds at Lupton Stadium. Williams also contributed many of the old park's upgrades, including new dugouts, backstop, press box and sound system. Additionally, Williams donated the Frogs' media guides and scorecards for many years, making TCU baseball more enjoyable for fans, players and everyone associated with the program.

In honor of Williams' tireless contributions to Horned Frog baseball, the press box at Lupton Stadium bears his name.