



MEN'S BASKETBALL
2007-08

ST. BONAVENTURE (5-5) AT HAMPTON (4-4)

SATURDAY, DECEMBER 15, 2007 • 7:00 P.M.
HAMPTON UNIVERSITY CONVOCATION CENTER (7,200)
HAMPTON, VA.

Patrick Pierson, Sports Information Director
Office: (716) 375-2575 • Cell: (716) 640-4496 • Fax: (716) 375-2383 • E-mail: ppierson@sbu.edu

GAME QUICK FACTS

Game #10 Hampton Pirates

Radio St. Bona Radio Network
• WPIG (95.7-FM) and WHDL
(1450-AM) in Olean, N.Y.
• WXRL (1300 AM) in Buffalo, N.Y.
Play-by-play Gary Nease

Web Audio www.GoBonnies.com

The Series: Hampton leads, 1-0

Last Meeting: Dec. 20, 2006
Hampton 89, St. Bonaventure 74
@ The Reilly Center
(Box Score on Pg. 5)

**St. Bonaventure Coach
Mark Schmidt:**

At St. Bonaventure: 5-5 (First Season)
Overall: 87-95 (7th season)
Vs. Hampton: First Meeting

**Hampton Head Coach
Kevin Nickelberry:**

At Hampton: 19-20 (Second Season)
Overall: same
Vs. St. Bonaventure: 1-0

Up Next: St. Bonaventure will stay on the road as it heads to Dayton, Ohio to take on Wright State.

At A Glance

St. Bonaventure will look for its first road win under first year head coach **Mark Schmidt** as it travels to Hampton University on Saturday night. The Bonnies have dropped all four games away from the Reilly Center this season and nine of their last 10 dating back to last year. This is just the second meeting between the two teams.

Scouting the Pirates

One of the best defensive teams in the country, Hampton uses a strong pressure defense to fuel everything it does on the offensive end. Heading into this weekend, the Pirates ranked 16th and 17th in the nation in steals (10.6) and scoring defense (56.9), respectively. The Hampton backcourt duo of senior Rashad West and sophomore Vincent Simpson rank first and second on the team in points and steals. West leads the team in scoring at 17.6 points per game and is second with 13 thefts. Last year against the Bonnies, West poured in 28 points on 8-of-13 from the field and 8-of-9 from the free throw line. A promising sophomore, Simpson ranks second on the club in scoring (11.3) and has a team-best 17 steals despite coming off the bench. Sophomore forward Matthew Pilgrim was named the MEAC Defensive Player of the Week back on Dec. 3 after helping the Pirates limit Howard to the nation's lowest scoring output of the season (31). Pilgrim has a team-high 10 blocks on the season to go along with 8.6 points per contest.

Against the MEAC

St. Bonaventure owns a 5-1 record all-time against schools from the Mid-Eastern Athletic Conference. Hampton is credited for the Bonnies lone loss, an 89-74 win at the Reilly Center last season. Prior to last year's meeting, the Brown and White had not faced a MEAC opponent since Dec. 29, 1999 when they hosted Delaware State.

On This Day In Bona Basketball

St. Bonaventure is 2-2 all-time when playing on December 15 dating back to the 195-76 season in the Bona record books. The Bonnies defeated Davidson, 79-70, in their last Dec. 15 contest.

St. Bonaventure Probable Starters at Hampton

Pos	#	Name	Ht.	Class	PPG	RPG	Hometown	Notable
G	1	Zarryon Fereti	6-3	Sr.-1L	14.9	3.6	New South Whales, Aus.	13th in the Atlantic 10 in scoring
G	20	Malcom Eleby	6-3	Fr.-HS	3.7	1.8	Philadelphia, Pa.	Second on the team in assists (25)
G	24	Hillary Haley	6-6	Fr.-HS	6.0	2.3	Waldorf, Md.	Averaging 22.9 minutes per game
F	05	Michael Lee	6-9	Sr.-3L	21.0	8.1	West Palm Beach, Fla.	A-10 leader in 20+ outings this season (8)
F	50	D'Lancy Carter	6-10	Jr.-JC	5.8	6.9	Houston, Tex.	Eighth in the A-10 in rebounding

Reserves

G	10	Tyler Relph	6-0	Sr.-3L	9.4	1.7	Victor, N.Y.	Averaging 14.8 points over four starts
G	12	Tyler Benson	6-7	Jr.-2L	5.7	4.3	Morgantown, W.Va.	Averaging 29.2 minutes off the bench
F	33	Matt Morgan	6-8	Fr.-HS	2.4	1.8	Landover, Md.	Scored seven points at Niagara
G	2	Perry King	6-0	So.-1L	2.0	0.0	Washington, N.C.	Made first career start at Ohio
G	23	Shan e Hvizdzak	5-11	So.-1L	0.0	0.0	Bradford, Pa.	Non-Scholarship Player



Schedule & Results

Overall Record: 5-5

Atlantic 10: 0-0

Home: 3-1 / Away: 0-4 / Neutral: 2-0

All game times are listed in Eastern Standard Time.

Home games are shown in **bold**.

* - denotes an Atlantic 10 Conference game

^ - denotes BIT Tournament game (Albuquerque, N.M.)

<u>Day</u>	<u>Date</u>	<u>Opponent</u>	<u>Time/Score</u>	<u>Record (A-10)</u>	<u>Arena</u>	<u>SBU</u> <u>High Scorer</u>	<u>SBU</u> <u>High Rebounder</u>
Fri.	Nov. 9	at Boston	L, 68-57	0-1	Case Gym	Lee, 24	Lee, Carter, 8
Mon.	Nov. 12	Binghamton	W, 97-80	1-1	Reilly Center	Fereti, 32	Lee, 11
Fri.	Nov. 16	vs. Loyola Marymount [^]	W, 61-50	2-1	The PIT	Lee, 22	Lee, 14
Sat.	Nov. 17	at New Mexico [^]	L, 81-54	2-2	The PIT	Fereti, 20	Morgan, 6
Sun.	Nov. 18	vs. Presbyterian [^]	W, 79-72	3-2	The PIT	Lee, Relph, 21	Carter, 10
Sat.	Nov. 24	Eastern Michigan	L, 63-60	3-3	Reilly Center	Lee, 22	Lee, 9
Wed.	Nov. 28	at Niagara	L, 80-75	3-4	Gallagher Center	Lee, 21	Lee, 13
Sat.	Dec. 1	Canisius	W, 80-64	4-4	Reilly Center	Lee, 25	Carter, 12
Wed.	Dec. 5	at Ohio	L, 77-58	4-5	Convo Center	Lee, 17	Carter, 4
Sat.	Dec. 8	Albany	W, 58-54	5-5	Reilly Center	Lee, 20	Carter, 15
Sat.	Dec. 15	at Hampton	7:00		HU Convocation Center		
Tues.	Dec. 18	at Wright State	7:00		Nutter Center		
Sun.	Dec. 30	at Binghamton	4:00		Events Center		
Sat.	Jan. 5	Bucknell	4:00		Reilly Center		
Wed.	Jan. 9	at Xavier*	7:00		Cintas Center		
Sat.	Jan. 12	La Salle*	7:00		Reilly Center		
Wed.	Jan. 16	at Richmond*	7:00		Robins Center		
Wed.	Jan. 23	at Duquesne*	7:00		A.J. Palumbo Center		
Sat.	Jan. 26	Rhode Island*	7:00		Reilly Center		
Wed.	Jan. 30	at La Salle*	7:00		Tom Gola		
Sat.	Feb. 2	Duquesne*	4:00		Reilly Center		
Sat.	Feb. 9	Charlotte*	7:00		Reilly Center		
Wed.	Feb. 13	at Saint Joseph's*	7:00		Alumni Memorial Fieldhouse		
Sat.	Feb. 16	George Washington*	7:00		Reilly Center		
Wed.	Feb. 20	Temple*	7:00		Reilly Center		
Sun.	Feb. 24	at Massachusetts*	2:00		Mullins Center		
Wed.	Feb. 27	Richmond*	7:00		Reilly Center		
Sat.	Mar. 1	at Saint Louis*	2:00		Scottrade Center		
Wed.	Mar. 5	Dayton*	7:00		Reilly Center		
Sat.	Mar. 8	at Fordham*	1:00		Rose Hill Gym		

Numerical Roster

NO.		YR.	POS.	HT.	WT.	EXP.	HOMETOWN/HIGH SCHOOL (JUCO OR PREP)
1	Zarryon Fereti	Sr.	G	6-3	205	1L	New South Whales, Australia/Southern Idaho J.C.
2	Perry King	So.	G	6-0	170	1L	Washington, N.C./Junius Rose
3	Maurice Thomas	Jr.	F	6-9	210	2L	Philadelphia, Pa./Lutheran Christian Acad./UTEP
4	Chris Matthews	Jr.	G	6-4	207	2L	Washington, D.C./Lutheran Christian Acad./Washington St.
5	Michael Lee	Sr.	F	6-8	215	3L	West Palm Beach, Fla./Cardinal Newman
10	Tyler Relph	Sr.	G	6-0	185	3L	Victor, N.Y./McQuaid Jesuit/West Virginia
12	Tyler Benson	Jr.	G	6-7	216	2L	Morgantown, W.Va./Massanutten Acad.
20	Malcolm Eleby	Fr.	G	6-3	195	HS	Philadelphia, Pa./Franklin Learning Center
21	Da'Quan Cook	Fr.	F	6-9	220	HS	Elizabeth, N.J./The Miller School
23	Shane Hvizdzak	So.	G	5-11	175	1L	Bradford, Pa./Bradford
24	Hillary Haley	Fr.	G	6-6	210	HS	Waldorf, Md./Friendly/North Atlanta Prep
33	Matt Morgan	Fr.	F	6-8	210	HS	Landover, Md./St. Thomas Moore
50	D'Lancy Carter	Jr.	F	6-10	256	JC	Houston, Tex./West Side/Vincennes Univ.

Alphabetical Roster

NO.		POS.	HT.	YR.	EXP.	HOMETOWN/HIGH SCHOOL (JUCO OR PREP)	
12	Tyler Benson	Jr.	G	6-7	216	2L	Morgantown, W.Va./Massanutten Acad.
50	D'Lancy Carter	Jr.	F	6-10	256	JC	Houston, Tex./West Side/Vincennes Univ.
21	Da'Quan Cook	Fr.	F	6-9	220	HS	Elizabeth, N.J./The Miller School
20	Malcolm Eleby	Fr.	G	6-3	195	HS	Philadelphia, Pa./Franklin Learning Center
1	Zarryon Fereti	Sr.	G	6-3	205	1L	New South Whales, Australia/Southern Idaho J.C.
24	Hillary Haley	Fr.	G	6-6	210	HS	Waldorf, Md./Friendly/North Atlanta Prep
23	Shane Hvizdzak	So.	G	5-11	175	1L	Bradford, Pa./Bradford
2	Perry King	So.	G	6-0	170	1L	Washington, N.C./Junius Rose
5	Michael Lee	Sr.	F	6-8	215	3L	West Palm Beach, Fla./Cardinal Newman
4	Chris Matthews	Jr.	G	6-4	207	2L	Washington, D.C./Lutheran Christian Acad./Washington St.
33	Matt Morgan	Fr.	F	6-8	210	HS	Landover, Md./St. Thomas Moore
10	Tyler Relph	Sr.	G	6-0	185	3L	Victor, N.Y./McQuaid Jesuit/West Virginia
3	Maurice Thomas	Jr.	F	6-9	210	2L	Philadelphia, Pa./Lutheran Christian Acad./UTEP

Head Coach: Mark Schmidt (First Season; Boston College '85)

Assistant Coaches:

Jeff Massey (second season; Xavier '95)

Dave Moore (First Season; Bethel (Tenn.) College '98)

Dino Presley (Second Season; Kutztown '93)

Director of Basketball Operations: Steve Bernath (Binghamton '91)

Athletic Trainer: Rich Bennett

Strength & Conditioning: Darryn Fiske

Pronunciations

Zarryon Fereti Zar-ee-on Furret-ee

Shane Hvizdzak Viz-dak

Team Statistics Comparison



Category

Games	10	8
Record	5-5	4-4
Points Per Game	67.9	61.6
Scoring Defense	68.9	56.9
Scoring Margin	-1.0	+4.8
FG Pct. Offense	.441	.393
FG Pct. Defense	.428	.404
3-Pt. FG/Game	6.2	5.3
3-Pt. FG Pct.	.315	.284
Free Throw Pct.	.773	.615
Rebounding Avg.	33.3	35.1
Rebs. Against Avg.	34.7	33.5
Rebound Margin	-1.4	+1.6
Assists Per Game	13.8	9.9
Steals Per Game	5.8	10.6
Turnovers Per Game	16.1	16.6
Turnover Margin	-0.6	+3.6
Assist-TO Ratio	0.9	0.6

Individual:



Scoring

Michael Lee	21.0	Rashad West	17.6
Zarryon Fereti	14.9	Vincent Simpson	11.3
Tyler Relph	9.4	Matthew Pilgrim	8.6

Field Goal Pct.

Michael Lee	.576	Donte Harrison	.588
D'Lancy Carter	.463	Theo Smalling	.429

Rebounding

Michael Lee	8.1	Theo Smalling	5.5
D'Lancy Carter	6.9	Adrian Woodard	4.9
Tyler Benson	4.3	Matthew Pilgrim	4.6

Assists

Tyler Relph	3.4	Rashad West	2.5
Malcolm Eleby	2.5	Jordan Brooks	2.3

Steals

Michael Lee	18	Vincent Simpson	17
Tyler Relph	11	Rashad West	13

Blocked Shots

D'Lancy Carter	9	Matthew Pilgrim	10
Michael Lee	5	Theo Smalling	8

Hampton Probable Starters

Pos. #	Name	Ht.	Cl.	Pts.	Reb.	Ast.
G 03	Rashad West	6-1	Sr.	17.6	2.4	2.5
G 13	Jordan Brooks	5-9	Fr.	2.1	2.3	2.3
F 01	Matthew Pilgrim	6-8	So.	8.6	4.6	0.8
F 12	Theo Smalling	6-7	So.	3.4	5.5	0.8
F 21	Michael Freeman	6-8	So.	5.1	3.6	0.5

LAST TIME OUT: Bonnies Stun Albany With Late Run Led by its trio of seniors, the St. Bonaventure men's basketball team erased a late 10-point deficit with a 17-3 run over the final seven minutes of the game for a 58-54 come-from-behind win over Albany on Saturday night on Bob Lanier Court at the Reilly Center. Trailing 51-41 with exactly seven minutes remaining, the Bonnies had managed just six points over the first 13 minutes of the half until senior **Tyler Relph** ignited the improbable run with a pull-up three-pointer. All eight of Relph's points came in the final seven minutes as the senior class accounted for all 17 points. Junior **D'Lancy Carter** also played a big part in the comeback, grabbing five defensive rebounds en route to a game and season-high 15 for the night. The Great Danes failed to get to the free throw line and finished with a 41 percent shooting percentage (24-59) after a 57 percent clip (11-36) in the first half. The Brown and White became the first team this season to outrebound Albany, 34-33. Lee finished with his league-best eighth 20-point effort of the season and added eight boards. Fereti was the only other Bonaventure player in double figures with 12, while Carter added eight points and three blocks to go along with his 15 boards.

One-Two Punch

Seniors **Zarryon Fereti** and **Michael Lee** have been vital in St. Bonaventure's early success. The duo ranks first and second, respectively, on the team scoring and are the third-best scoring tandem in the Atlantic 10 with 35.9 points per game. Lee ranks second in the conference in scoring (21.1), while Fereti is 13th at 14.9 points per game. Both established new career-high's against Binghamton in the team's home opener with Fereti going for 32 and Lee's scoring 26. Lee has led the team in scoring in six-straight games and between them they have led or tied for the team lead in scoring every game.

Saving His Best For Last

Senior **Michael Lee** is off to a furious start in his final season in the Brown and White. Lee leads the team nearly every statistical category, including scoring (21.0), rebounding (8.1), field goal percentage (.576) and steals (18). Lee has produced a league-high eight 20-point games this season. His three double-doubles are also tied for the league lead, giving Lee 10 for his career to go along with 56 games in double figures. He has also led the team scoring eight times, including six consecutive games, and rebounding five times out of the team's 10 games. Below is a look at how Lee stacks up in the conference and nationally.

Category	Stat	A-10 Rank	NCAA Rank
Scoring	21.1	2nd	24th
FG Percentage	.576	3rd	49th
Rebounding	8.1	1st	100th
Def. Rebounds	5.9	3rd	--
Off. Rebounds	2.2	14th	--
Steals	1.8	7th	--
Minutes	36.1	4th	--

Welcome Back

After missing the final four games of the 2006-07 campaign, senior **Zarryon Fereti** has returned to team and looks better than ever. Last year's third leading scorer (12.1 ppg), Fereti is second on the team with 14.9 points per game while sinking a team-high 22 three-pointers. After being held to two points in the season opener at Boston, Fereti torched St. Bonaventure's three opponents at the BTI Invitational for 18.7 points per contest and sank 19-of-20 from the free throw line. He has led the team in scoring two times and his 14.9 points per game 13th in the Atlantic 10. Fereti recently became the third current Bonnie to enter the top 100 on the all-time scoring list and currently has 439 points.

Elite Company

Senior **Michael Lee** has used steady play throughout his career to build one of the best resumes in program history. On Wednesday at Niagara, Lee became the 21st player in school history to reach 1,000 points and 500 rebounds for his career. Lee recorded the 1,000th point of his career in Albuquerque in the team's final game against Presbyterian. Lee ranks 27th on the all-time scoring list with 1,112 points.

FREE Throws

After finishing 12th in the Atlantic 10 last year in free throw percentage, the Bonnies have flipped the script and now rank second in the conference and ninth in the nation, as of Dec. 9, with a .773 percentage this season. Senior **Zarryon Fereti** is a perfect 23-of-23 from the line in the second half and leads the A-10 with a .929 percentage. Fellow senior **Tyler Relph** is right behind Fereti at .893, good for third place in the conference. The duo ranks 12th and 38th, respectively, in the nation. St. Bonaventure has been calm at the line with five minutes left in the game, helping it win three games by 10 points or less.

Player	FT-FTA	PCT.
Tyler Relph	13-16	.813
Zarryon Fereti	12-12	1.000
Michael Lee	8-11	.727
Tyler Benson	6-8	.750
Malcolm Eleby	5-7	.714
Hillary Haley	4-5	.800
Perry King	2-2	1.000

Leading By Example

The play of St. Bonaventure's three seniors will dictate the Bonnies success this season with such a young roster. **Zarryon Fereti**, **Michael Lee** and **Tyler Relph** have answered the call so far this season, helping the Brown and White get off to an encouraging start. The trio is averaging 45.9 points per game; nearly 67 percent of the team's scoring. Each of them are in the program's top 100 scorers of all time and they hold the top three spots on team's current leading scorers list.

Back On Track

Due in part to a lingering ankle injury, senior **Tyler Relph** got off to a rocky start in his final season. Relph has picked up his play since being inserted into the starting lineup six games ago. Relph is averaging 13.4 over the six-game span, starting four games. As a starter, Relph is averaging 14.8 points per game and shooting 59 percent (17-29) from the floor, including 12-of-20 from three-point range. Relph has hit for double figures in three of four games that he has started. After missing last week's contest in Ohio, Relph scored eight points over the final seven minutes against Albany to help the Bonnies overcome a 10-point deficit.

St. Bonaventure vs. Hampton Series

All-Time Series Record: Hampton leads, 1-0

The Last Meeting:

Dec. 20, 2006 at The Reilly Center

Hampton 89, St. Bonaventure 74

HAMPTON	FG	3FG	FT	R	F	A	T	B	SPTS
Pilgrim, f	8-13	1-3	1-2	8	4	2	4	0	0 18
Freeman, f	4-5	0-0	0-0	2	1	0	1	0	0 8
Clark, f	4-6	1-2	1-1	6	3	0	1	0	1 10
Simpson, g	2-6	1-4	0-0	5	2	1	3	0	0 5
West, g	8-13	4-6	8-9	6	4	3	4	0	3 28
Smalling	2-2	0-0	2-4	5	4	3	1	0	0 6
Mattox	1-2	1-1	0-0	0	1	3	1	0	3 3
Woodard	3-8	0-0	3-6	7	0	4	0	1	0 9
Ntoko	0-0	0-0	0-0	0	0	1	0	0	0 0
Pehoua	1-2	0-1	0-0	2	1	0	0	0	0 2
Summer	0-0	0-0	0-0	0	0	0	0	0	0 0
Robinson	0-0	0-0	0-0	0	0	0	0	0	0 0
Totals	33-57	8-17	15-22	44	20	17	15	1	7 89

ST. BONA	FG	3FG	FT	R	F	A	T	B	SPTS
Hawkins, f	0-6	0-1	0-0	1	2	2	0	0	1 0
Williams, c	6-11	0-0	2-3	8	2	3	2	1	1 14
Fereti, g	4-9	3-6	4-4	1	1	0	1	0	0 15
Calvin, g	2-5	0-2	0-1	1	2	4	2	0	1 4
Relph, g	4-6	2-3	2-2	0	2	0	2	0	1 12
Diggs	1-4	1-4	2-2	1	2	1	0	0	0 5
Lee	11-18	1-2	1-4	6	1	3	1	0	0 24
Kovacevic	0-0	0-0	0-0	0	0	0	0	0	0 0
Kaba	0-0	0-0	0-0	0	2	0	0	0	0 0
Morris	0-1	0-0	0-0	1	0	0	0	0	0 0
Williams	0-3	0-2	0-0	3	3	2	1	0	1 0
Totals	28-63	7-20	11-16	22	17	15	9	1	5 74

HALFTIME: HU 89-74

TEAM REBOUNDS: HU 3, SBU 3

Attendance: 2,179

FG%: HU - 57.9%, SBU - 44.4%

3FG%: HU - 47.1%, SBU - 35.0%

FT%: HU - 68.2%, SBU - 68.8%

St. Bona Player Spotlight



Michael Lee

Senior - Forward

6-9 - 215

West Palm Beach, Fla.

Cardinal Newman

Last year against Hampton, Michael Lee scored a then-career-high 24 points on 11-of-18 from the field. Lee's big game came off the bench as he added a six rebounds and three rebounds in 32 minutes of play. Since last year's meeting, Lee has finished in double figures in 24 of 28 games, including nine 20+ efforts.

Mix-N-Match

Head coach Mark Schmidt has used four different starting lineups through 10 games this season in hopes of finding a group that works. Below is a look at the different starting five's Schmidt has put together and their records.

Eleby/Fereti/Haley/Lee/Carter	3-2
Relph/Fereti/Haley/Lee/Carter	1-2
Relph/Fereti/Haley/Lee/Morgan	1-0
King/Fereti/Haley/Lee/Carter	0-1



2007-08 Bonnies Trends:

At Home	3-1
On The Road	0-4
Neutral Sites	2-0

Halftime/Leads/Overtime

Leading at the half, home	3-1
Leading at the half, road/neutral	1-1
Trailing at the half, home	0-0
Trailing at the half, road/neutral	1-3
Games decided by 5 points or less	1-2
Games decided by 10 points or less	2-2
Leading with 5:00 left	4-1
Leading with 2:00 left	5-1
Overtime games	0-0

Offense

Scoring less than 70 points	2-4
Scoring 70+ points	3-1
Scoring 80+ points	2-0
When shooting 50%+	1-0
When shooting less than 50%	4-5

Rebounding/Turnovers

When outrebounding opponent	3-1
When outrebounded	1-5
When forcing 15+ turnovers	3-2

Top Scorers (Includes Ties)

Zarryon Fereti	1-1
Michael Lee	4-4
Tyler Relph	1-0

Top Rebounders (Includes Ties)

D'Lancy Carter	3-2
Michael Lee	2-3
Matt Morgan	0-1

Days Of The Week

Monday	1-0
Tuesday	0-0
Wednesday	0-2
Thursday	0-0
Friday	1-1
Saturday	2-2
Sunday	1-0

Months

In November	3-4
In December	2-1
In January	0-0
In February	0-0
In March	0-0

Opponents

vs. America East opponents	2-1
vs. Atlantic 10 opponents	0-0
vs. Mid-American opponents	0-2
vs. Mid-Eastern opponents	0-0
vs. Mountain West opponents	0-1
vs. MAAC opponents	1-1
vs. Patriot League opponents	0-0
vs. Independent opponents	1-0
vs. West Coast Conference opponents	1-0

Leads & Deficits

Date	Opponent	Largest Lead	Largest Deficit
11/9	at Boston	6 (1st, 9:15)	15 (2nd, 12:23)
11/12	Binghamton	21 (2nd, 4:25)	5 (1st, 13:10)
11/16	vs. Loyola Marymount ^	12 (1st, 5:55)	4 (2nd, 15:15)
11/17	at New Mexico ^	1 (1st, 16:13)	27 (Final)
11/18	vs. Presbyterian ^	8 (2nd, 0:58)	9 (2nd, 17:28)
11/24	Eastern Michigan	7 (1st, 12:36)	3 (Final)
11/28	at Niagara	7 (1st, 6:24)	11 (2nd, 4:36)
12/1	Canisius	18 (2nd, 0:31)	4 (2nd, 16:17)
12/5	at Ohio	Never Led	28 (2nd, 7:56)
12/8	Albany	6 (Halftime)	10 (2nd, 7:00)
12/15	at Hampton		
12/18	at Wright State		
12/30	at Binghamton		
1/5	Bucknell		
1/9	at Xavier*		
1/12	La Salle*		
1/16	at Richmond*		
1/23	at Duquesne*		
1/26	Rhode Island*		
1/30	at La Salle*		
2/2	Duquesne*		
2/9	Charlotte*		
2/13	at Saint Joseph's*		
2/16	George Washington*		
2/20	Temple*		
2/24	at Massachusetts*		
2/27	Richmond*		
3/1	at Saint Louis*		
3/5	Dayton*		
3/8	at Fordham*		

* - Atlantic 10 Contest

^ - BTI Tournament (Albuquerque, N.M.)

St. Bonaventure 2007-08 Scoring Highs and Lows

Highest Pt. Total in the First Half, Bona.	41 vs. Binghamton
Lowest Pt. Total in the First Half, Bona.	26, three times
Highest Pt. Total in the First Half, Opp.	40 by New Mexico
Lowest Pt. Total in the First Half, Opp.	22 by Eastern Michigan
Highest Pt. Total in the Second Half, Bona.	56 vs. Binghamton
Lowest Pt. Total in the Second Half, Bona.	23 vs. Albany
Highest Pt. Total in the Second Half, Opp.	52 by Niagara
Lowest Pt. Total in the Second Half, Opp.	20 by Loyola Marymount
Highest Pt. Total in a game, Bona.	97 vs. Binghamton
Lowest Pt. Total in a game, Bona.	54 at New Mexico
Highest Pt. Total in a game, Opponent	81 by New Mexico
Lowest Pt. Total in a game, Opponent	50 by Loyola Marymount
Largest Winning Margin, Bona.	17 vs. Binghamton
Smallest Winning Margin, Bona.	4 vs. Albany
Largest Winning Margin, Opponent	27 at New Mexico
Smallest Winning Margin, Opponent	3 by Eastern Michigan

Game-By-Game Starting Lineups

Date	Opponent	G _____	G _____	G _____	F _____	F _____
11/9	at Boston _____	Eleby _____	Fereti _____	Haley _____	Lee _____	Carter _____
11/12	Binghamton _____	Eleby _____	Fereti _____	Haley _____	Lee _____	Carter _____
11/16	vs. LMU _____	Eleby _____	Fereti _____	Haley _____	Lee _____	Carter _____
11/17	at New Mexico _____	Eleby _____	Fereti _____	Haley _____	Lee _____	Carter _____
11/18	vs. Presbyterian _____	Relph _____	Fereti _____	Haley _____	Lee _____	Carter _____
11/24	Eastern Michigan _____	Relph _____	Fereti _____	Haley _____	Lee _____	Carter _____
11/28	at Niagara _____	Relph _____	Fereti _____	Haley _____	Lee _____	Carter _____
12/1	Canisius _____	Relph _____	Fereti _____	Haley _____	Lee _____	Morgan _____
12/5	at Ohio _____	King _____	Fereti _____	Haley _____	Lee _____	Carter _____
12/8	Albany _____	Eleby _____	Fereti _____	Haley _____	Lee _____	Carter _____
12/15	at Hampton _____					
12/18	at Wright State _____					
12/30	at Binghamton _____					
1/5	Bucknell _____					
1/9	at Xavier _____					
1/12	La Salle _____					
1/16	at Richmond _____					
1/23	at Duquesne _____					
1/26	Rhode Island _____					
1/30	at La Salle _____					
2/2	Duquesne _____					
2/9	Charlotte _____					
2/13	at Saint Joseph's _____					
2/16	George Washington _____					
2/20	Temple _____					
2/24	at Massachusetts _____					
2/27	Richmond _____					
3/1	at Saint Louis _____					
3/5	Dayton _____					
3/8	at Fordham _____					

Bonnies Ink Pair In Early Signing Period

St. Bonaventure men's basketball first year head coach **Mark Schmidt** announced a pair of signings this past week.

Andrew Nicholson, a 6-foot-9 forward and Marquise Simmons, a 6-foot-8 swingman, both inked National Letters of Intent to join the Bonnies in 2008.

A native of Mississauga, Ontario, Nicholson is in his final year at Father Michael Goetz Secondary School. Simmons hails from Capitol Heights, Md. and is entering his senior season at Central High School.

In Hamilton, Ontario, Nicholson opened his final season by leading the Gators to a 5-1 mark and a berth in the championship game of the Pinky Lewis Tournament. Nicholson scored 19 points in each of the final two games of the tournament, adding 12 rebounds and four blocks in the championship game. For his efforts, he was named to the All-Tournament team. Father Goetz is currently ranked fifth in the hooptowngta.com Senior Boy's Super 16.

In 2006-07, Nicholson led Father Goetz to a 38-4 mark, a Peel Region senior championship and a spot in the Ontario Federation of School Athletic Associations Quad-A playoffs. Under the direction of head coach Ray Kulig, Nicholson averaged 17 points, 14 rebounds, two assists and two steals per game en route to being named to the Toronto Star Fab Five. Nicholson also earned All-Star status at three tournaments, including the Most Valuable Player award at the Pearson Invitational. There, he poured in 22 points and grabbed 17 rebounds to lead the Gators to a win in the championship game against host Pearson.

As a junior, Simmons averaged 17 points and 12 rebounds over 20 games. Under the tutelage of coach David Kontaxix, Simmons plays multiple positions on the floor and in 2006 used his athleticism to get the free throw line 193 times. Simmons plays AAU basketball for the nationally-recognized D.C. Assault.

2007-2008 Bonnies Top Individual Game Performances

Points

32	Zarryon Fereti vs. Binghamton
26	Michael Lee vs. Binghamton
25	Michael Lee vs. Canisius
24	Michael Lee at Boston
22	Michael Lee - twice
21	Michael Lee - twice
21	Tyler Relph vs. Presbyterian
20	Zarryon Fereti at New Mexico
20	Michael Lee vs. Albany

Rebounds

15	D'Lancy Carter vs. Albany
14	Michael Lee vs. LMU
13	Michael Lee at Niagara
12	D'Lancy Carter vs. Canisius
11	Michael Lee vs. Binghamton
10	D'Lancy Carter vs. Presbyterian
9	Tyler Benson vs. Binghamton
9	Zarryon Fereti vs. LMU
9	Michael Lee vs. Eastern Mich.

Assists

7	Malcolm Eleby at Ohio
7	Tyler Relph vs. LMU
6	Tyler Relph vs. Binghamton
5	Tyler Benson vs. Canisius
4	Malcolm Eleby - twice
4	Zarryon Fereti - twice
4	Michael Lee vs. Albany
4	Tyler Relph - twice

Steals

5	Michael Lee vs. Canisius
4	Tyler Benson at Ohio
4	Michael Lee vs. Presbyterian
3	Malcolm Eleby at Ohio
3	Zarryon Fereti at Niagara
3	Tyler Relph vs. Eastern Mich.

Blocked Shots

4	D'Lancy Carter vs. Canisius
3	D'Lancy Carter vs. Albany
3	Michael Lee at Niagara

Made Field Goals

11	Michael Lee vs. Binghamton
10	Michael Lee at Niagara
9	Zarryon Fereti vs. Binghamton
9	Michael Lee vs. Canisius
9	Michael Lee - twice
8	Michael Lee - three times

Made Free Throws

10	Zarryon Fereti vs. Binghamton
8	Tyler Relph vs. Binghamton
7	Malcom Eleby vs. Binghamton
7	Zarryon Fereti vs. LMU
7	Michael Lee vs. Canisius
6	Zarryon Fereti vs. Presbyterian
6	Tyler Relph vs. Eastern Mich.

Three-Point Field Goals

6	Tyler Relph vs. Presbyterian
4	Zarryon Fereti - twice
3	Zarryon Fereti - twice



2007-2008 Miscellaneous Statistics

Double-Figure Scoring Games (25) ...

Player	04-05	05-06	06-07	07-08	Career
Tyler Benson	--	1	2	1	4
D'Lancy Carter	--	--	--	1	1
Malcolm Eleby	--	--	--	1	1
Zarryon Fereti	--	--	16	7	23
Hillary Haley	--	--	--	1	1
Michael Lee	6	19	21	10	56
Tyler Relph	--	3	14	4	22

20-Point Scoring Games (11) ...

Player	04-05	05-06	06-07	07-08	Career
Tyler Benson	--	0	1	0	1
Zarryon Fereti	--	--	3	2	5
Michael Lee	0	3	3	8	14
Tyler Relph	--	0	1	1	2

30-Point Scoring Games (1) ...

Player	04-05	05-06	06-07	07-08	Career
Zarryon Fereti	--	--	0	1	1

3 + Three-Pointers in a Game (8) ...

Player	04-05	05-06	06-07	07-08	Career
Tyler Benson	--	1	3	0	4
Zarryon Fereti	--	--	8	4	12
Michael Lee	0	0	0	2	2
Tyler Relph	--	4	13	2	19

5 + Three-Pointers in a Game (1) ...

Player	04-05	05-06	06-07	07-08	Career
Tyler Benson	--	0	1	0	1
Zarryon Fereti	--	--	3	0	3
Tyler Relph	--	0	2	1	3

Double-Figure Rebounding Games (6) ...

Player	04-05	05-06	06-07	07-08	Career
D'Lancy Carter	--	--	--	3	3
Michael Lee	0	2	6	3	11

Double-Doubles (4) ...

Player	04-05	05-06	06-07	07-08	Career
D'Lancy Carter	--	--	--	1	1
Michael Lee	0	1	6	3	10

5 + Assist Games (3) ...

Player	04-05	05-06	06-07	07-08	Career
Malcolm Eleby	--	--	--	1	1
Tyler Relph	--	0	1	2	3

3 + Steals in a Game (6) ...

Player	04-05	05-06	06-07	07-08	Career
Tyler Benson	--	1	0	1	2
Malcolm Eleby	--	--	--	1	1
Zarryon Fereti	--	--	2	1	3
Michael Lee	0	0	0	2	2
Tyler Relph	--	0	2	1	3

3 + Blocks in a Game (3) ...

Player	04-05	05-06	06-07	07-08	Career
D'Lancy Carter	--	--	--	2	2
Michael Lee	0	0	2	1	3

Class Breakdowns

Class	Points (Team Pct.)	Rebounds (Team Pct.)	Assists (Team Pct.)	FGM-FGA (Pct.)	FT-FTA (Pct.)
Seniors (3)	444 (65%)	132 (40%)	71 (51%)	149-308 (48%)	100-121 (83%)
Juniors (2)	115 (17%)	112 (34%)	30 (22%)	42-112 (38%)	21-32 (66%)
Freshmen (4)	99 (15%)	58 (17%)	37 (27%)	38-97 (39%)	34-48 (71%)

Atlantic 10 Standings (Dec. 12)

	A-10	Pct.	Overall	Pct.	AP/USA Today
Charlotte	0-0	.000	6-2	.750	--/--
Dayton	0-0	.000	7-1	.875	RV/RV
Duquesne	0-0	.000	6-3	.667	--/--
Fordham	0-0	.000	5-4	.556	--/--
George Washington	0-0	.000	3-4	.429	--/--
La Salle	0-0	.000	3-4	.429	--/--
Massachusetts	0-0	.000	7-2	.778	--/--
Rhode Island	0-0	.000	10-1	.909	RV/RV
Richmond	0-0	.000	4-6	.400	--/--
St. Bonaventure	0-0	.000	5-5	.500	--/--
Saint Joseph's	0-0	.000	4-4	.500	--/--
Saint Louis	0-0	.000	6-5	.545	--/--
Temple	0-0	.000	4-5	.444	--/--
Xavier	0-0	.000	8-1	.889	17/17

This Week In The Atlantic 10

Sunday, December 9

CREIGHTON 90, St. Joseph's 84 OT
 VIRGINIA TECH 68, George Washington 36
 Villanova 101, TEMPLE 93

Wednesday, December 12

XAVIER 64, Cincinnati 59
 Massachusetts 83, BOSTON COLLEGE 80

Thursday, December 13

George Washington @ BINGHAMTON - 7:00

Saturday, December 15

Temple @ DREXEL - 12 P.M. (ESPNU)
 Charlotte @ HOFSTRA - 4:00
 Xavier @ ARIZONA STATE - 4:00 (FOX)
 Coppin State @ DAYTON - 7 P.M.
St. Bonaventure @ HAMPTON - 7 P.M.
 Southern Illinois @ SAINT LOUIS - 7:30 P.M.
 Toledo at MASSACHUSETTS - 7:30 P.M.

- Home team in all CAPS

A-10 Weekly Awards

Players Of The Week

Leemire Goldwire - Charlotte
 Drew Lavender - Xavier

Rookie Of The Week

Chris Wright - Dayton

A-10 Ranked Fifth In The Latest Conference RPI Rankings

The Atlantic 10 is ranked fifth in the latest men's basketball collegerpi.com conference rankings, it was announced on Dec. 6. The A-10 has compiled a 69-40 non-conference record and 11 of the league's 14 teams have a record of .500 or better entering Thursday night's action. Thirteen A-10 programs have won at least one game on the road or on a neutral site and five teams have won at least six games thus far. In addition, 15 of the 40 losses were by four points or less and eight came against ranked opponents. Xavier (7-1) is ranked 21st in the Associated Press top 25 and 20th in the ESPN/USA Today coaches' polls. In addition, three A-10 teams (George Washington, Rhode Island, Saint Joseph's) received votes during the first month of the season.

Atlantic 10 Rankings



Team Statistics

Category	Overall	A-10
Scoring Average	67.9	10th
Scoring Defense	68.9	11th
Scoring Margin	-1.0	t-12th
Field Goal Pct.	.441	10th
FG Pct. Defense	.428	7th
3-Pt. FG. Per Game	6.2	12th
3-Pt. FG Pct.	.315	13th
3-Pt. FG Pct. Defense	.341	7th
Free Throw Pct.	.773	2nd
Rebounding Average	33.3	8th
Rebs. Against Avg.	34.7	8th
Rebound Margin	-1.4	10th
Offensive Rebounds	10.3	9th
Defensive Rebounds	23.0	9th
Assists Per Game	13.8	7th
Steals Per Game	5.8	12th
Blocks Per Game	2.4	13th
Turnovers Per Game	16.1	9th
Turnover Margin	-0.6	10th
Assist-TO Ratio	0.86	9th

Individual Statistics

Category	Overall	A-10
Scoring		
Michael Lee	21.0	2nd
Zarryon Fereti	14.9	13th
Rebounding		
Michael Lee	8.1	1st
D'Lancy Carter	6.9	8th
Assists		
Tyler Relph	3.4	t-10th
Assist/Turnover Ratio		
Tyler Relph	1.15	14th
Field Goal Percentage		
Michael Lee	.576	3rd
Free Throw Percentage		
Zarryon Fereti	.929	1st
Tyler Relph	.893	3rd
3PT Percentage		
Tyler Relph	.432	9th
Zarryon Fereti	.393	14th
3PT Field Goals		
Zarryon Fereti	2.2	11th
Defensive Rebounds		
Michael Lee	5.9	3rd
Offensive Rebounds		
D'Lancy Carter	2.6	6th
Michael Lee	2.2	14th
Steals		
Michael Lee	1.8	7th
Minutes Played		
Zarryon Fereti	36.2	3rd
Michael Lee	36.1	4th

The Mark Schmidt File

Hometown: North Attleboro, Mass.
Birthdate: February 12, 1963
Alma Mater: Boston College, 1985
Wife: Anita
Children: Nicholas (12), Derek (10), Michael (7)

- Coaching Experience (19 seasons):**
- 2007-present Head Coach, St. Bonaventure University
 - 2001-06 Head Coach, Robert Morris University
 - 1994-01 Assistant Coach, Xavier University
 - 1993-94 Assistant Coach, Loyola (Md.) College
 - 1991-93 Assistant Coach, Penn State
 - 1989-91 Assistant Coach, St. Michael's College

Playing Experience:

- 1981-85 Boston College

Years as a Head Coach: 7

- Record: 87-95
- Record at St. Bonaventure: 5-5

Career Record As A Head Coach

Season	School	Record	Conference
2007-08	St. Bonaventure	5-5	
2006-07	Robert Morris	17-11	9-9
2005-06	Robert Morris	15-14	10-8
2004-05	Robert Morris	14-15	11-7
2003-04	Robert Morris	14-15	10-8
2002-03	Robert Morris	10-17	7-11
2001-02	Robert Morris	12-18	11-9




Schmidt's Record Versus ...

- Albany 1-2
- Binghamton 1-0
- Birmingham-Southern 0-2
- Boston 0-1
- Bucknell 1-2
- Buffalo 0-1
- Canisius 2-0
- Carnegie Mellon 2-0
- Central Connecticut St. 4-6
- Charleston Southern 1-1
- Duquesne 2-2
- Eastern Kentucky 0-2
- Eastern Michigan 0-2
- Fairleigh Dickinson 5-6
- Florida International 1-0
- Goucher 1-0
- Iowa 0-1
- Kent State 0-1

- Lock Haven 1-0
- Long Island 4-6
- Loyola Marymount 1-0
- Maine 1-1
- Marshall 1-0
- Maryland Baltimore County 3-2
- Maryland-Eastern Shore 2-0
- Medaille 1-0
- UMKC 1-1
- Monmouth 4-7
- Morgan State 1-0
- Mount St. Mary's 9-5
- New Hampshire 1-1
- New Mexico 0-1
- Niagara 0-1
- Northwestern 0-1
- Oakland (Mich.) 0-1

- Ohio 0-1
- Ohio State 0-1
- Penn State 0-1
- Pittsburgh 0-6
- Presbyterian 1-0
- Purdue 0-1
- Quinnipiac 7-4
- Sacred Heart 6-5
- South Florida 0-1
- St. Bonaventure 0-2
- St. Francis (Pa.) 9-4
- St. Francis (N.Y.) 4-6
- Thiel 1-0
- Virginia 0-1
- Wagner 5-6
- West Virginia 0-1
- Youngstown State 2-0



ZARRYON FERETI

1

SENIOR - GUARD - 6-3 - 205
NEW SOUTH WHALES, AUSTRALIA
TERRIGAL/SOUTHERN IDAHO J.C.

GAMES STARTED: 18 DOUBLE FIGURES: 23 20+ POINTS: 5
2+ 3FG: 24 3+ 3FG: 13

Season Highs

Points: 32 vs. Binghamton (Nov. 12, 2007)
Rebounds: 9 vs. Loyola Marymount (Nov. 16, 2007)
Assists: 4, three times, last vs. Canisius (Dec. 1, 2007)
Blocks: 1, twice, last vs. Albany (Dec. 8, 2007)
Steals: 3, twice, last at Niagara (Nov. 28, 2007)
FG Made: 9 vs. Binghamton (Nov. 12, 2007)
FG Attempts: 17 vs. Canisius (Dec. 1, 2007)
FT Made: 10 vs. Binghamton (Nov. 12, 2007)
FT Attempts: 12 vs. Binghamton (Nov. 12, 2007)
3FG Made: 4 vs. Binghamton (Nov. 12, 2007)
3FG Attempts: 7 vs. Albany (Dec. 8, 2007)
Minutes: 40, three times, last vs. Albany (Dec. 8, 2007)

Career Highs

Points: same
Rebounds: same
Assists: same
Blocks: 1, six times, last vs. Albany (Dec. 8, 2007)
Steals: 3, four times, last at Niagara (Nov. 28, 2007)
FG Made: 9, twice, last vs. Binghamton (Nov. 12, 2007)
FG Attempts: 24 vs. Duquesne (Feb. 3, 2007)
FT Made: 12 vs. Alcorn State (Nov. 10, 2006)
FT Attempts: 14 vs. Alcorn State (Nov. 10, 2006)
3FG Made: 5, three times, last vs. Duquesne (Feb. 3, 2007)
3FG Attempts: 16 vs. Duquesne (Feb. 3, 2007)
Minutes: same

AT A GLANCE

- Has made 23-straight second half free throws and leads the Atlantic 10 with a .929 free throw percentage (39-42)
- Also among the Atlantic 10 leaders in scoring (14.9/13th), three-point percentage (.393/14th) and three-pointers per game (2.2/13th)
- Averaged 18.7 points per game and made 19-of-20 from the free throw line over three games at the BTI Invitational
- Has led the team in scoring twice
- Hit for double figures in seven games
- Set career-highs for points (32), steals (3) and field goals (9) vs. Binghamton
- Scored 18 points and grabbed a career-high nine rebounds in a win over Loyola Marymount
- Hit 6-of-12 shots from the field, including 3-of-6 from long range, for a team-high 20 points at New Mexico
- Sank four three-pointers and 6-of-6 from the charity stripe for 18 points and a career-best four assists against Presbyterian at the BTI Invitational
- Scored 14 second half points at Niagara and finished with 17

GAME-BY-GAME STATS

	M	FG	Pct	3PT	Pct	FT	Pct.	O-D-R	A	T	B	S	Pts
@ Boston ^	22	0-4	.000	0-3	.000	2-2	1.000	0-1-1	1	3	1	0	2
BINGHAMTON ^	38	9-12	.750	4-5	.800	10-10	1.000	1-6-7	3	4	0	1	32
vs. Loyola Marymount ^	39	5-16	.312	0-5	.000	8-9	.888	2-7-9	0	3	0	0	18
@ New Mexico ^	35	6-12	.500	3-6	.500	5-5	1.000	1-3-4	0	2	0	0	20
vs. Presbyterian ^	40	4-8	.500	4-7	.571	6-6	1.000	0-2-2	4	0	0	0	18
EASTERN MICHIGAN ^	40	2-7	.286	1-3	.333	2-2	1.000	0-3-3	4	3	0	0	7
@ Niagara ^	38	6-14	.429	3-5	.600	2-2	1.000	0-2-2	1	3	0	3	17
CANISIUS ^	38	5-17	.294	3-9	.333	2-4	.500	1-3-4	4	1	0	0	15
@ Ohio ^	32	3-9	.333	2-6	.333	0-0	.000	0-1-1	4	4	0	1	8
ALBANY ^	40	4-13	.308	2-7	.286	2-2	1.000	1-2-3	1	1	1	0	12
@ Hampton													
@ Wright State													
@ Binghamton													
BUCKNELL													
@ Xavier													
LA SALLE													
@ Richmond													
@ Duquesne													
RHODE ISLAND													
@ La Salle													
DUQUESNE													
CHARLOTTE													
@ Saint Joseph's													
GEORGE WASH.													
TEMPLE													
@ Massachusetts													
RICHMOND													
@ Saint Louis													
DAYTON													
@ Fordham													
^ - Starter													

OVERALL CAREER STATISTICS

Yr.	G/GS	Min/Avg.	FG-FGA	Pct.	3PT-3A	Pct.	FT-FTA	Pct.	OR	DR	Tot	Avg.	Ast	To	Blk	St	Pts	Avg.
06-07	24/8	649/27.0	88-267	.330	50-156	.321	64-74	.865	11	39	50	2.1	24	32	4	16	290	12.1
07-08	10/10	362/36.2	44-112	.393	22-56	.393	39-42	.929	6	30	36	3.6	22	24	1	5	149	14.9
TOTAL	34/18	1,011/29.7	132-379	.348	72-212	.340	103-116	.888	17	69	86	2.5	46	56	5	21	439	12.9

ATLANTIC 10 ONLY STATISTICS

Yr.	G/GS	Min/Avg.	FG-FGA	Pct.	3PT-3A	Pct.	FT-FTA	Pct.	OR	DR	Tot	Avg.	Ast	To	Blk	St	Pts	Avg.
06-07	11/2	290/26.4	46-127	.362	24-73	.329	22-29	.759	5	19	24	2.2	9	16	3	7	138	12.5
07-08	0/0	0/0	0-0	.000	0-0	.000	0-0	.000	0	0	0	0.0	0	0	0	0	0	0.0
TOTAL	11/2	290/26.4	46-127	.362	24-73	.329	22-29	.759	5	19	24	2.2	9	16	3	7	138	12.5



MICHAEL LEE

5

SENIOR - FORWARD - 6-9 - 215

WEST PALM BEACH, FLA.

CARDINAL NEWMAN

GAMES STARTED: 71 DOUBLE FIGURES: 56 20+ POINTS: 14
DOUBLE-DOUBLES: 10 10+ REBOUNDS: 11

Season Highs

Points: 26 vs. Binghamton (Nov. 12, 2007)
Rebounds: 14 vs. Loyola Marymount (Nov. 16, 2007)
Assists: 4 vs. Albany (Dec. 8, 2007)
Blocks: 3 vs. Niagara (Nov. 28, 2007)
Steals: 5 vs. Canisius (Dec. 1, 2007)
FG Made: 11 vs. Binghamton (Nov. 12, 2007)
FG Attempts: 19 at Niagara (Nov. 28, 2007)
FT Made: 7, twice, last vs. Canisius (Dec. 1, 2007)
FT Attempts: 10, twice, last vs. Canisius (Dec. 1, 2007)
3FG Made: 3 at Boston (Nov. 9, 2007)
3FG Attempts: 5 vs. Presbyterian (Nov. 18, 2007)
Minutes: 40, three times, last at Niagara (Nov. 28, 2007)

Career Highs

Points: same
Rebounds: 14, three times, last vs. LMU (Nov. 16, 2007)
Assists: 4, three times, last vs. Albany (Dec. 8, 2007)
Blocks: 5, twice, last vs. Alcorn State (Nov. 10, 2006)
Steals: same
FG Made: 11, twice, last vs. Binghamton (Nov. 12, 2007)
FG Attempts: same
FT Made: 8 at Canisius (Dec. 23, 2006)
FT Attempts: 10, twice, last vs. LMU (Nov. 16, 2007)
3FG Made: 3 at Boston (Nov. 9, 2007)
3FG Attempts: same
Minutes: 45 at Fordham (Jan. 21, 2006)

AT A GLANCE

- Became the 37th player in program history to surpass 1,000 career points against Presbyterian and is tied for 27th all-time with 1,112 points
- Also ranks sixth all-time with 66 career blocks
- 21st player in program history to accumulate 1,000 points and 500 rebounds
- Atlantic 10 leader in rebounding (8.1)
- Also among the conference leaders in scoring (21.0/2nd), field goal percentage (.576/3rd), defensive rebounds (5.9/3rd), offensive rebounds (2.2/14th) and steals (1.8/7th)
- Has scored in double figures in all 10 games and 13-straight games dating back to last season - the longest streak of his career
- Has 20 points or more in a league-best eight games
- Has lead the team in scoring eight times and rebounding five times
- Tied for the conference lead with three double-doubles
- Scored a career-high 26 points against Binghamton
- Tied a career-high with 14 rebounds against Loyola Marymount at the BTI Invitational
- Poured in 19 points in the second half and finished with a game-high 25 points to help St. Bonaventure defeat Little 3 rival Canisius ... also added a career-high five steals

GAME-BY-GAME STATS

	M	FG	Pct	3PT	Pct	FT	Pct.	O-D-R	A	T	B	S	Pts
@ Boston ^	39	9-13	.692	3-4	.750	3-4	.750	2-6-8	1	2	0	2	24
BINGHAMTON ^	39	11-14	.786	1-2	.500	3-6	.500	3-8-11	2	6	0	2	26
vs. Loyola Marymount ^	40	7-16	.438	1-4	.250	7-10	.700	3-11-14	2	2	1	0	22
@ New Mexico ^	32	4-10	.400	0-3	.000	4-5	.800	1-4-5	1	4	0	0	12
vs. Presbyterian ^	31	8-16	.500	2-5	.400	3-4	.750	2-2-4	2	3	0	4	21
EASTERN MICHIGAN	40	9-13	.692	0-1	.000	4-4	1.000	1-8-9	1	1	0	1	22
@ Niagara ^	40	10-19	.526	0-3	.000	1-2	.500	4-9-13	3	2	3	2	21
CANISIUS ^	26	9-13	.692	0-2	.000	7-10	.700	3-3-6	1	3	0	5	25
@ Ohio ^	34	8-13	.615	1-4	.250	0-0	.000	1-2-3	1	5	0	0	17
ALBANY ^	32	8-17	.471	0-3	.000	4-6	.667	2-6-8	4	3	1	2	20
@ Hampton													
@ Wright State													
@ Binghamton													
BUCKNELL													
@ Xavier													
LA SALLE													
@ Richmond													
@ Duquesne													
RHODE ISLAND													
@ La Salle													
DUQUESNE													
CHARLOTTE													
@ Saint Joseph's													
GEORGE WASH.													
TEMPLE													
@ Massachusetts													
RICHMOND													
@ Saint Louis													
DAYTON													
@ Fordham													

^ - Starter

OVERALL CAREER STATISTICS

Yr.	G/GS	Min/Avg.	FG-FGA	Pct.	3PT-3A	Pct.	FT-FTA	Pct.	OR	DR	Tot	Avg.	Ast	To	Blk	St	Pts	Avg.
04-05	28/9	519/18.5	78-172	.453	5-20	.250	25-48	.521	33	57	90	3.2	10	26	10	9	186	6.6
05-06	27/26	799/29.6	144-299	.482	6-24	.250	50-67	.746	63	112	175	6.5	20	50	30	14	344	12.7
06-07	29/26	887/30.6	136-306	.441	9-33	.273	93-136	.684	63	116	179	6.2	33	79	21	19	372	12.8
07-08	10/10	361/36.1	83-144	.576	8-31	.258	36-51	.706	22	59	81	8.1	18	31	5	18	210	21.0
TOTAL	94/71	2,566/27.3	441-921	.479	28-109	.257	204-302	.675	181	344	525	5.6	81	186	66	60	1,112	11.8

ATLANTIC 10 ONLY STATISTICS

Yr.	G/GS	Min/Avg.	FG-FGA	Pct.	3PT-3A	Pct.	FT-FTA	Pct.	OR	DR	Tot	Avg.	Ast	To	Blk	St	Pts	Avg.
04-05	16/6	309/19.3	42-96	.438	2-14	.143	15-24	.625	22	35	57	3.6	6	17	6	2	101	6.3
05-06	16/15	484/30.3	83-173	.480	3-14	.214	25-35	.714	31	65	96	6.0	17	34	19	9	194	12.1
06-07	16/16	512/32.0	76-170	.447	0-12	.000	57-79	.722	40	60	100	6.3	16	45	12	8	209	13.1
07-08	0/0	0/0.0	0-0	.000	0-0	.000	0-0	.000	0	0	0	0.0	0	0	0	0	0	0.0
TOTAL	48/37	1,305/27.2	201-439	.458	5-40	.125	97-138	.703	93	160	253	5.3	39	96	37	19	504	10.5



TYLER RELPH

10

SENIOR - GUARD - 6-3 - 185
VICTOR, N.Y.
MCQUAID JESUIT/WEST VIRGINIA

GAMES STARTED: 40

DOUBLE FIGURES: 22

3+ 3FG: 19

Season Highs

Points: 21 vs. Presbyterian (Nov. 18, 2007)
Rebounds: 4 vs. Loyola Marymount (Nov. 16, 2007)
Assists: 7 vs. Loyola Marymount (Nov. 16, 2007)
Blocks: none
Steals: 3 vs. Eastern Michigan (Nov. 24, 2007)
FG Made: 7 vs. Presbyterian (Nov. 18, 2007)
FG Attempts: 8, three times, last at Niagara (Nov. 28, 2007)
FT Made: 8 vs. Binghamton (Nov. 12, 2007)
FT Attempts: 8 vs. Binghamton (Nov. 12, 2007)
3FG Made: 6 vs. Presbyterian (Nov. 18, 2007)
3FG Attempts: 7 vs. Presbyterian (Nov. 18, 2007)
Minutes: 38 vs. Eastern Michigan (Nov. 24, 2007)

Career Highs

Points: same
Rebounds: 7 vs. Duquesne (Feb. 3, 2007)
Assists: same
Blocks: 1, twice, last at La Salle (Feb. 15, 2006)
Steals: 3, twice, last vs. Eastern Michigan (Nov. 24, 2007)
FG Made: 8 at Rhode Island (Jan. 17, 2007)
FG Attempts: 18 at Ohio (Dec. 6, 2006)
FT Made: same
FT Attempts: same
3FG Made: same
3FG Attempts: 13 vs. Duquesne (Feb. 3, 2007)
Minutes: .. 38, twice, last vs. Eastern Michigan (Nov. 24, 2007)

AT A GLANCE

- Seventh all-time in program history in three-pointers made (140) and tied for 69th in scoring (651)
- Among the A-10 leaders in assists (3.4/10th), free throw percentage (.893/3rd), three-point percentage (.432/9th) and assist/turnover ratio (1.15/14th)
- Has led the team in assists in four games
- Went a perfect 8-for-8 from the free throw line and dished out six assists against Binghamton
- Finished with four points, four rebounds and a career-high seven assists against Loyola Marymount
- Averaged 14.8 points per game over four consecutive starts at the end of November
- Established new career-highs with 21 points and six three-pointers in a win over Presbyterian at the BTI Invitational
- Turned in second straight solid game with 14 points and four assists in a career-high 38 minutes
- Went for 17 points, including 12 in the second half, at Niagara on 3-of-4 from long range
- Scored eight points over the final seven minutes to help the Bonnies upend Albany with a 17-3 run to close the game

GAME-BY-GAME STATS

	M	FG	Pct	3PT	Pct	FT	Pct.	O-D-R	A	T	B	S	Pts
@ Boston	32	0-7	.000	0-4	.000	0-0	.000	1-1-2	4	5	0	0	0
BINGHAMTON	23	1-3	.333	1-2	.500	8-8	1.000	0-1-1	6	2	0	1	11
vs. Loyola Marymount	32	0-4	.000	0-3	.000	4-4	1.000	1-3-4	7	5	0	2	4
@ New Mexico	24	1-4	.250	1-4	.250	0-0	.000	0-1-1	2	3	0	0	3
vs. Presbyterian ^	31	7-8	.875	6-7	.857	1-3	.333	1-0-1	1	0	0	2	21
EASTERN MICHIGAN ^	38	3-8	.375	2-6	.333	6-6	1.000	0-1-1	4	1	0	3	14
@ Niagara ^	32	5-8	.625	3-4	.750	4-4	1.000	0-1-1	2	8	0	0	17
CANISIUS ^	21	2-5	.400	1-3	.333	2-2	1.000	1-1-2	3	3	0	2	7
@ Ohio		DNP - Injury											
ALBANY	20	3-5	.600	2-4	.500	0-1	.000	1-1-2	2	0	0	1	8
@ Hampton													
@ Wright State													
@ Binghamton													
BUCKNELL													
@ Xavier													
LA SALLE													
@ Richmond													
@ Duquesne													
RHODE ISLAND													
@ La Salle													
DUQUESNE													
CHARLOTTE													
@ Saint Joseph's													
GEORGE WASH.													
TEMPLE													
@ Massachusetts													
RICHMOND													
@ Saint Louis													
DAYTON													
@ Fordham													

^ - Starter

OVERALL CAREER STATISTICS

Yr.	G/GS	Min/Avg.	FG-FGA	Pct.	3PT-3A	Pct.	FT-FTA	Pct.	OR	DR	Tot	Avg.	Ast	To	Blk	St	Pts	Avg.
04-05	31/5	550/17.7	51-132	.386	29-80	.363	25-29	.862	3	26	9	0.9	47	30	0	23	156	5.0
05-06	18/8	424/23.6	37-122	.303	29-95	.305	22-25	.880	9	29	38	2.1	23	21	1	5	125	6.9
06-07	29/23	839/28.9	94-250	.376	66-177	.373	31-36	.861	13	54	67	2.3	52	37	1	20	285	9.8
07-08	9/4	253/28.1	22-52	.423	16-37	.432	25-28	.893	5	10	15	1.7	31	27	0	11	85	9.4
TOTAL	87/40	2,066/23.7	204-556	.367	140-389	.360	103-118	.873	30	119	149	1.7	153	115	2	59	651	7.5

ATLANTIC 10 ONLY STATISTICS

Yr.	G/GS	Min/Avg.	FG-FGA	Pct.	3PT-3A	Pct.	FT-FTA	Pct.	OR	DR	Tot	Avg.	Ast	To	Blk	St	Pts	Avg.
05-06	15/8	335/22.3	34-100	.340	26-76	.342	14-15	.933	5	23	28	1.9	17	17	1	5	108	7.2
06-07	16/15	519/32.4	54-152	.355	40-114	.351	23-28	.821	8	37	45	2.8	37	22	1	13	171	10.7
07-08	0/0	0/0.0	0-0	.000	0-0	.000	0-0	.000	0	0	0	0.0	0	0	0	0	0	0.0
TOTAL	31/23	854/27.5	88-252	.349	66-190	.347	37-43	.860	13	60	73	2.4	54	39	2	18	279	9.0



TYLER BENSON

12 JUNIOR - GUARD - 6-7 - 216
MORGANTOWN, W.VA.
MORGANTOWN/MASSANUTTEN ACADEMY

GAMES STARTED: 2 DOUBLE FIGURES: 3 2+ 3FG: 10

Season Highs

Points: 10 at Boston (Nov. 9, 2007)
Rebounds: 9 vs. Binghamton (Nov. 12, 2007)
Assists: 5 vs. Canisius (Dec. 1, 2007)
Blocks: 1, twice, last vs. Presbyterian (Nov. 18, 2007)
Steals: 4 at Ohio (Dec. 5, 2007)
FG Made: 4 at Boston (Nov. 9, 2007)
FG Attempts: 9 vs. Eastern Michigan (Nov. 24, 2007)
FT Made: 2 vs. Eastern Michigan (Nov. 24, 2007)
FT Attempts: 4 vs. Eastern Michigan (Nov. 24, 2007)
3FG Made: 2, four times, last at Ohio (Dec. 5, 2007)
3FG Attempts: 9 vs. Eastern Michigan (Nov. 24, 2007)
Minutes: 36 at Ohio (Dec. 5, 2007)

Career Highs

Points: 24 at Duquesne (Feb. 24, 2007)
Rebounds: same
Assists: same
Blocks: 2 at Duquesne (Feb. 24, 2007)
Steals: same
FG Made: 8 at Duquesne (Feb. 24, 2007)
FG Attempts: 13 at Duquesne (Feb. 24, 2007)
FT Made: 3 at Duquesne (Feb. 24, 2007)
FT Attempts: 4, twice, last vs. EMU (Nov. 24, 2007)
3FG Made: 5 at Duquesne (Feb. 24, 2007)
3FG Attempts: 10 at Duquesne (Feb. 24, 2007)
Minutes: same

AT A GLANCE

- Averages 29.2 minutes per game off the bench
- Third on the team in rebounding (4.3) and steals (10)
- Has three-pointer in six games and at least two in four games
- One of two players to finish in double figures at Boston
- Scored nine points and grabbed a career-high nine boards against Binghamton
- Tied a season-high with 31 minutes while finishing with eight points and five rebounds against Eastern Michigan
- Had a career-high four steals to along with nine points at Ohio

GAME-BY-GAME STATS

	M	FG	Pct	3PT	Pct	FT	Pct	O-D-R	A	T	B	S	Pts
@ Boston	25	4-7	.571	2-5	.400	0-0	.000	2-2-4	0	2	0	1	10
BINGHAMTON	29	3-6	.500	2-5	.400	1-2	.500	0-9-9	2	1	1	2	9
vs. Loyola Marymount	25	1-5	.200	1-4	.250	0-0	.000	2-1-3	1	3	0	1	3
@ New Mexico	27	1-5	.200	1-5	.200	2-2	1.000	1-3-4	0	2	0	1	5
vs. Presbyterian	31	0-2	.000	0-2	.000	2-2	1.000	0-3-3	4	1	1	0	2
EASTERN MICHIGAN	31	2-9	.222	2-9	.222	2-4	.500	3-2-5	3	3	0	0	8
@ Niagara	34	0-5	.000	0-3	.000	2-2	1.000	3-3-6	3	0	1	0	2
CANISIUS	32	2-8	.250	0-5	.000	2-4	.500	5-1-6	5	1	0	1	6
@ Ohio	36	3-7	.429	2-5	.400	1-2	.500	0-2-2	1	2	0	4	9
ALBANY	22	1-4	.250	0-3	.000	1-1	1.000	0-1-1	2	1	0	0	3
@ Hampton													
@ Wright State													
@ Binghamton													
BUCKNELL													
@ Xavier													
LA SALLE													
@ Richmond													
@ Duquesne													
RHODE ISLAND													
@ La Salle													
DUQUESNE													
CHARLOTTE													
@ Saint Joseph's													
GEORGE WASH.													
TEMPLE													
@ Massachusetts													
RICHMOND													
@ Saint Louis													
DAYTON													
@ Fordham													

^ - Starter

OVERALL CAREER STATISTICS

Yr.	G/GS	Min/Avg.	FG-FGA	Pct.	3PT-3A	Pct.	FT-FTA	Pct.	OR	DR	Tot	Avg.	Ast	To	Blk	St	Pts	Avg.
05-06	13/0	33/2.5	4-15	.267	2-11	.182	2-21	.000	2	3	5	0.4	0	2	1	0	12	0.9
06-07	22/2	258/11.7	28-74	.378	23-67	.343	7-12	.583	9	23	32	1.5	10	10	3	8	86	3.9
07-08	10/0	292/29.2	17-58	.293	10-46	.217	13-19	.684	16	27	43	4.3	21	16	3	10	57	5.7
TOTAL	45/2	583/13.0	49-147	.333	35-124	.282	22-33	.667	27	53	80	1.8	31	28	7	18	155	3.4

ATLANTIC 10 ONLY STATISTICS

Yr.	G/GS	Min/Avg.	FG-FGA	Pct.	3PT-3A	Pct.	FT-FTA	Pct.	OR	DR	Tot	Avg.	Ast	To	Blk	St	Pts	Avg.
05-06	9/0	21/2.3	3-10	.300	2-8	.250	2-21	.000	1	2	3	0.3	0	1	0	0	10	1.1
06-07	11/0	131/11.9	16-35	.457	11-28	.393	6-10	.600	3	10	13	1.2	5	6	2	3	49	4.5
07-08	0/0	0/0	0-0	.000	0-0	.000	0-0	.000	0	0	0	0.0	0	0	0	0	0	0.0
TOTAL	20/0	152/7.6	19-45	.422	13-36	.361	8-12	.667	4	12	16	0.8	5	7	2	3	59	3.0



D'LANCY CARTER

50

JUNIOR - FORWARD - 6-10 - 256
HOUSTON, TEX.
WEST SIDE/VINCENNES UNIVERSITY
**GAMES STARTED: 9 DOUBLE FIGURES: 1 DOUBLE FIGURE REB: 3
DOUBLE-DOUBLES: 1**

Season Highs

Points:	11 vs. Canisius	(Dec. 1, 2007)
Rebounds:	15 vs. Albany	(Dec. 8, 2007)
Assists:	3 vs. Presbyterian	(Nov. 18, 2007)
Blocks:	4 vs. Canisius	(Dec. 1, 2007)
Steals:	1, three times, last vs. Canisius	(Dec. 1, 2007)
FG Made:	5 vs. Canisius	(Dec. 1, 2007)
FG Attempts:	10 vs. Canisius	(Dec. 1, 2007)
FT Made:	2, three times, last vs. Albany	(Dec. 8, 2007)
FT Attempts:	4 vs. Eastern Michigan	(Nov. 24, 2007)
3PT Made:	none	
3PT Attempts:	1 at Boston	(Nov. 9, 2007)
Minutes:	38 vs. Presbyterian	(Nov. 18, 2007)

AT A GLANCE

- Started nine games
- Ranks eighth in the Atlantic 10 in rebounding (6.9) and sixth in offensive rebounds (2.6/6th)
- Team leader in blocks (9) and offensive rebounds (26)
- Has led the team in rebounding in three straight games and five times this season
- Had eight points and 10 rebounds in a season-high 38 minutes against Presbyterian
- Had seven points and eight boards against Eastern Michigan
- Came off the bench to record first career double-double with 11 points and 12 boards against Canisius
- Grabbed a team season-high 15 rebounds and added eight points in a win over Canisius

GAME-BY-GAME STATS

	M	FG	Pct	3PT	Pct	FT	Pct	O-D-R	A	T	B	S	Pts
@ Boston ^	31	2-3	.667	0-1	.000	2-2	1.000	1-7-8	2	1	0	0	6
BINGHAMTON ^	14	0-2	.000	0-0	.000	0-0	.000	1-2-3	0	2	1	1	0
vs. Loyola Marymount ^	23	2-3	.667	0-0	.000	0-0	.000	0-4-4	1	2	0	1	4
@ New Mexico ^	10	1-3	.333	0-0	.000	0-0	.000	1-1-2	1	1	0	0	2
vs. Presbyterian ^	38	4-9	.444	0-0	.000	0-1	.000	5-5-10	3	0	1	0	8
EASTERN MICHIGAN ^	32	3-9	.333	0-0	.000	1-4	.250	3-5-8	0	3	0	0	7
@ Niagara ^	15	2-5	.400	0-0	.000	2-2	1.000	1-2-3	0	0	0	0	6
CANISIUS	28	5-10	.500	0-0	.000	1-2	.500	7-5-12	2	0	4	1	11
@ Ohio ^	20	3-5	.600	0-0	.000	0-0	.000	2-2-4	0	0	0	0	6
ALBANY ^	36	3-5	.600	0-0	.000	2-2	1.000	5-10-15	0	1	3	0	8
@ Hampton													
@ Wright State													
@ Binghamton													
BUCKNELL													
@ Xavier													
LA SALLE													
@ Richmond													
@ Duquesne													
RHODE ISLAND													
@ La Salle													
DUQUESNE													
CHARLOTTE													
@ Saint Joseph's													
GEORGE WASH.													
TEMPLE													
@ Massachusetts													
RICHMOND													
@ Saint Louis													
DAYTON													
@ Fordham													
^ - Starter													

OVERALL CAREER STATISTICS

Yr.	G/GS	Min/Avg.	FG-FGA	Pct.	3PT-3A	Pct.	FT-FTA	Pct.	OR	DR	Tot	Avg.	Ast	To	Blk	St	Pts	Avg.
07-08	10/9	24.7/24.7	25-54	.463	0-1	.000	8-13	.615	26	43	69	6.9	9	10	9	3	58	5.8
TOTAL	10/9	24.7/24.7	25-54	.463	0-1	.000	8-13	.615	26	43	69	6.9	9	10	9	3	58	5.8

ATLANTIC 10 ONLY STATISTICS

Yr.	G/GS	Min/Avg.	FG-FGA	Pct.	3PT-3A	Pct.	FT-FTA	Pct.	OR	DR	Tot	Avg.	Ast	To	Blk	St	Pts	Avg.
07-08	0/0	0/0	0-0	.000	0-0	.000	0-0	.000	0	0	0	0.0	0	0	0	0	0	0.0
TOTAL	0/0	0/0	0-0	.000	0-0	.000	0-0	.000	0	0	0	0.0	0	0	0	0	0	0.0



MALCOLM ELEBY

20

FRESHMAN - GUARD - 6-3 - 195
PHILADELPHIA, PA.
FRANKLIN LEARNING CENTER

GAMES STARTED: 5

DOUBLE FIGURES: 1

3+ ASSISTS: 4

Season Highs

Points:	11 vs. Canisius	(Dec. 1, 2007)
Rebounds:	4 vs. Canisius	(Dec. 1, 2007)
Assists:	7 at Ohio	(Dec. 5, 2007)
Blocks:	none	
Steals:	3 at Ohio	(Dec. 5, 2007)
FG Made:	4 vs. Canisius	(Dec. 1, 2007)
FG Attempts:	5 vs. Canisius	(Dec. 1, 2007)
FT Made:	7 vs. Binghamton	(Nov. 12, 2007)
FT Attempts:	8 vs. Binghamton	(Nov. 12, 2007)
3FG Made:	none	
3FG Attempts:	2 at Niagara	(Nov. 28, 2007)
Minutes:	30 at Ohio	(Dec. 5, 2007)

AT A GLANCE

- Has started five games at point guard
- Second on the team with 25 assists
- Had four points, three rebounds and three assists in first collegiate game at Boston
- Made 7-of-8 from the free throw line against Binghamton
- Dished out a season-high and team-best four assists at New Mexico
- Set season-highs in points (11) and rebounds (4) in a win over Canisius
- Had eight points, seven assists and three steals in 30 minutes of action at Ohio

GAME-BY-GAME STATS


	M	FG	Pct	3PT	Pct	FT	Pct.	O-D-R	A	T	B	S	Pts
@ Boston ^	20	2-3	.667	0-0	.000	0-0	.000	1-2-3	3	6	0	0	4
BINGHAMTON ^	15	0-2	.000	0-0	.000	7-8	.875	0-3-3	1	3	0	1	7
vs. Loyola Marymount ^	12	1-3	.333	0-0	.000	0-1	.000	1-0-1	1	2	0	0	2
@ New Mexico ^	18	1-4	.250	0-1	.000	1-3	.333	0-1-1	4	4	0	0	3
vs. Presbyterian	7	0-1	.000	0-0	.000	0-0	.000	0-1-1	2	1	0	0	0
EASTERN MICHIGAN	2	0-0	.000	0-0	.000	0-0	.000	0-0-0	0	0	0	0	0
@ Niagara	11	0-4	.000	0-2	.000	2-3	.667	0-0-0	3	5	0	2	2
CANISIUS	24	4-5	.800	0-1	.000	3-5	.600	0-4-4	4	1	0	0	11
@ Ohio	30	2-6	.333	0-0	.000	4-4	1.000	2-1-3	7	7	0	3	8
ALBANY ^	20	0-2	.000	0-0	.000	0-0	.000	0-2-2	0	3	0	0	0
@ Hampton													
@ Wright State													
@ Binghamton													
BUCKNELL													
@ Xavier													
LA SALLE													
@ Richmond													
@ Duquesne													
RHODE ISLAND													
@ La Salle													
DUQUESNE													
CHARLOTTE													
@ Saint Joseph's													
GEORGE WASH.													
TEMPLE													
@ Massachusetts													
RICHMOND													
@ Saint Louis													
DAYTON													
@ Fordham													
^ - Starter													

OVERALL CAREER STATISTICS

Yr.	G/GS	Min/Avg.	FG-FGA	Pct.	3PT-3A	Pct.	FT-FTA	Pct.	OR	DR	Tot	Avg.	Ast	To	Blk	St	Pts	Avg.
07-08	10/5	159/15.9	10-30	.333	0-4	.000	17-24	.708	4	14	18	1.8	25	32	0	6	37	3.7
TOTAL	10/5	159/15.9	10-30	.333	0-4	.000	17-24	.708	4	14	18	1.8	25	32	0	6	37	3.7

ATLANTIC 10 ONLY STATISTICS

Yr.	G/GS	Min/Avg.	FG-FGA	Pct.	3PT-3A	Pct.	FT-FTA	Pct.	OR	DR	Tot	Avg.	Ast	To	Blk	St	Pts	Avg.
07-08	0/0	0/0	0-0	.000	0-0	.000	0-0	.000	0	0	0	0.0	0	0	0	0	0	0.0
TOTAL	0/0	0/0	0-0	.000	0-0	.000	0-0	.000	0	0	0	0.0	0	0	0	0	0	0.0



HILLARY HALEY

24

FRESHMAN - GUARD - 6-6 - 210

WALDORF, MD.

FRIENDLY HS/NORTH ATLANTA PREP

GAMES STARTED: 10 DOUBLE FIGURES: 1 DOUBLE FIGURE REB: 0

Season Highs

Points: 12 vs. Binghamton (Nov. 12, 2007)
Rebounds: 7 vs. Loyola Marymount (Nov. 16, 2007)
Assists: 3 vs. Eastern Michigan (Nov. 24, 2007)
Blocks: 1 vs. Presbyterian (Nov. 18, 2007)
Steals: 2 at Boston (Nov. 9, 2007)
FG Made: 4 vs. Binghamton (Nov. 12, 2007)
FG Attempts: 9 vs. Binghamton (Nov. 12, 2007)
FT Made: 4, twice, last vs. Presbyterian (Nov. 18, 2007)
FT Attempts: 6 vs. Presbyterian (Nov. 18, 2007)
3FG Made: 1, six times, last vs. Albany (Dec. 8, 2007)
3FG Attempts: 4 at Boston (Nov. 9, 2007)
Minutes: 36 at New Mexico (Nov. 17, 2007)

AT A GLANCE

- Has started all 10 games
- Ranks fourth on the team in scoring (6.0)
- Had a season-high 12 points and four rebounds against Binghamton
- Grabbed a season-best seven boards and added eight points in a win over Loyola Marymount

GAME-BY-GAME STATS


	M	FG	Pct	3PT	Pct	FT	Pct.	O-D-R	A	T	B	S	Pts
@ Boston ^	32	2-7	.286	1-4	.250	2-2	1.000	0-2-2	2	1	0	2	7
BINGHAMTON ^	31	4-9	.444	0-0	.000	4-4	1.000	3-1-4	2	2	0	1	12
vs. Loyola Marymount ^	28	3-5	.600	0-1	.000	2-4	.500	0-7-7	1	3	0	1	8
@ New Mexico ^	36	3-6	.500	1-3	.333	0-1	.000	0-3-3	0	2	0	1	7
vs. Presbyterian ^	20	2-6	.333	1-2	.500	4-6	.667	1-0-1	1	3	1	0	9
EASTERN MICHIGAN ^	17	1-4	.250	0-1	.000	0-0	.000	1-2-3	3	1	0	0	2
@ Niagara ^	7	1-3	.333	0-1	.000	1-2	.500	1-0-1	0	1	0	0	3
CANISIUS ^	18	1-4	.250	1-3	.333	0-0	.000	0-1-1	0	1	0	0	3
@ Ohio ^	21	1-5	.200	1-3	.333	1-2	.500	0-0-0	2	1	0	0	4
ALBANY ^	19	2-5	.400	1-2	.500	0-0	.000	1-0-1	0	3	0	0	5
@ Hampton													
@ Wright State													
@ Binghamton													
BUCKNELL													
@ Xavier													
LA SALLE													
@ Richmond													
@ Duquesne													
RHODE ISLAND													
@ La Salle													
DUQUESNE													
CHARLOTTE													
@ Saint Joseph's													
GEORGE WASH.													
TEMPLE													
@ Massachusetts													
RICHMOND													
@ Saint Louis													
DAYTON													
@ Fordham													
^ - Starter													

OVERALL CAREER STATISTICS

Yr.	G/GS	Min/Avg.	FG-FGA	Pct.	3PT-3A	Pct.	FT-FTA	Pct.	OR	DR	Tot	Avg.	Ast	To	Blk	St	Pts	Avg.
07-08	10/10	225/22.5	20-54	.370	6-20	.300	14-21	.667	7	16	23	2.3	11	18	1	5	60	6.0
TOTAL	10/10	225/22.5	20-54	.370	6-20	.300	14-21	.667	7	16	23	2.3	11	18	1	5	60	6.0

ATLANTIC 10 ONLY STATISTICS

Yr.	G/GS	Min/Avg.	FG-FGA	Pct.	3PT-3A	Pct.	FT-FTA	Pct.	OR	DR	Tot	Avg.	Ast	To	Blk	St	Pts	Avg.
07-08	0/0	0/0	0-0	.000	0-0	.000	0-0	.000	0	0	0	0.0	0	0	0	0	0	0.0
TOTAL	0/0	0/0	0-0	.000	0-0	.000	0-0	.000	0	0	0	0.0	0	0	0	0	0	0.0



MATT MORGAN

33

FRESHMAN - FORWARD - 6-8 - 210

LANDOVER, MD.

ST. THOMAS MOORE

GAMES STARTED: 1 DOUBLE FIGURES: 0 DOUBLE FIGURE REB: 0

Season Highs

Points: 7 at Niagara (Nov. 28, 2007)
 Rebounds: 6 at New Mexico (Nov. 17, 2007)
 Assists: 1 at Niagara (Nov. 28, 2007)
 Blocks: 1, four times, last vs. Canisius (Dec. 1, 2007)
 Steals: none
 FG Made: 2, twice, last at Ohio (Dec. 5, 2007)
 FG Attempts: 3 at Niagara (Nov. 28, 2007)
 FT Made: 3 at Niagara (Nov. 28, 2007)
 FT Attempts: 3 at Niagara (Nov. 28, 2007)
 3FG Made: none
 3FG Attempts: none
 Minutes: 23 at Niagara (Nov. 28, 2007)

AT A GLANCE

- Third on the team with four blocks
- Grabbed a team-high six rebounds in 13 minutes at New Mexico
- Had a breakout game at Niagara with seven points and three rebounds in 23 minutes of action

GAME-BY-GAME STATS

	M	FG	Pct	3PT	Pct	FT	Pct.	O-D-R	A	T	B	S	Pts
@ Boston	1	1-2	.500	0-0	.000	0-0	.000	0-1-1	0	0	0	0	2
BINGHAMTON	9	0-0	.000	0-0	.000	0-0	.000	0-1-1	0	0	1	0	0
vs. Loyola Marymount		DNP - Coach's Decision											
@ New Mexico	13	1-2	.500	0-0	.000	0-0	.000	0-6-6	0	0	0	0	2
vs. Presbyterian	2	0-1	.000	0-0	.000	0-0	.000	0-0-0	0	0	1	0	0
EASTERN MICHIGAN		DNP - Coach's Decision											
@ Niagara	23	2-3	.667	0-0	.000	3-3	1.000	2-1-3	1	0	1	0	7
CANISIUS^	12	1-2	.500	0-0	.000	0-0	.000	1-1-2	0	0	1	0	2
@ Ohio	20	2-21	.000	0-0	.000	0-0	.000	0-1-1	0	0	0	0	4
ALBANY	3	1-11	.000	0-0	.000	0-0	.000	0-0-0	0	1	0	0	2
@ Hampton													
@ Wright State													
@ Binghamton													
BUCKNELL													
@ Xavier													
LA SALLE													
@ Richmond													
@ Duquesne													
RHODE ISLAND													
@ La Salle													
DUQUESNE													
CHARLOTTE													
@ Saint Joseph's													
GEORGE WASH.													
TEMPLE													
@ Massachusetts													
RICHMOND													
@ Saint Louis													
DAYTON													
@ Fordham													
^ - Starter													

OVERALL CAREER STATISTICS

Yr.	G/GS	Min/Avg.	FG-FGA	Pct.	3PT-3A	Pct.	FT-FTA	Pct.	OR	DR	Tot	Avg.	Ast	To	Blk	St	Pts	Avg.
07-08	8/1	83/10.4	8-13	.615	0-0	.000	3-3	1.000	3	11	14	1.8	1	1	4	0	19	2.4
TOTAL	8/1	83/10.4	8-13	.615	0-0	.000	3-3	1.000	3	11	14	1.8	1	1	4	0	19	2.4

ATLANTIC 10 ONLY STATISTICS

Yr.	G/GS	Min/Avg.	FG-FGA	Pct.	3PT-3A	Pct.	FT-FTA	Pct.	OR	DR	Tot	Avg.	Ast	To	Blk	St	Pts	Avg.
07-08	0/0	0/0	0-0	.000	0-0	.000	0-0	.000	0	0	0	0.0	0	0	0	0	0	0.0
TOTAL	0/0	0/0	0-0	.000	0-0	.000	0-0	.000	0	0	0	0.0	0	0	0	0	0	0.0

2007-08 Box Scores

Game 1: Nov. 9, 2007 at Case Gym

Boston 68, St. Bonaventure 57

ST. BONA	FG	3FG	FT	R	F	A	T	B	S	PTS
Lee, f	9-13	3-4	3-4	8	1	1	2	0	2	24
Carter, f	2-3	0-1	2-2	8	2	2	1	0	0	6
Fereti, g	0-4	0-3	2-2	1	3	1	3	1	0	2
Eleby, g	2-3	0-0	0-0	3	3	3	6	0	0	4
Haley, g	2-7	1-4	2-2	2	3	2	1	0	2	7
Relph	0-7	0-4	0-0	2	1	4	5	0	0	0
Benson	4-7	2-5	0-0	4	4	0	2	0	1	10
Taylor	1-2	0-1	0-0	2	0	0	0	0	0	2
Morgan	1-2	0-0	0-0	1	0	0	0	0	0	2
Totals	21-48	6-22	9-10	36	17	13	20	1	5	57

BOSTON	FG	3FG	FT	R	F	A	T	B	S	PTS
Brittain, f	5-7	0-0	0-0	4	4	2	1	0	0	10
Gotzler, f	1-1	0-0	0-0	4	4	0	1	0	0	2
Wolff, g	1-6	0-1	0-1	4	0	7	2	0	5	2
Lowe, g	8-19	6-16	6-7	6	1	2	3	0	3	28
Strong, g	4-15	1-9	2-2	7	2	5	1	0	1	11
Strutis	0-3	0-1	0-0	2	0	0	1	0	0	0
Holland	4-7	2-4	2-2	2	2	1	2	0	1	12
Johnson	1-3	0-2	1-1	0	0	0	0	0	0	3
Total	24-61	9-33	11-13	29	13	17	11	0	10	68

HALFTIME: BU 32-26 TEAM REBOUNDS: SBU 5, BU 0

Attendance:

FG%: SBU - 43.8%, BU - 39.3%

3FG%: SBU - 27.3%, BU - 27.3%

FT%: SBU - 90.0%, BU - 84.6%

Game 3: Nov. 16, 2007 at The PIT

St. Bonaventure 61, Loyola Marymount 50**BTI Invitational hosted by University of New Mexico**

ST. BONA	FG	3FG	FT	R	F	A	T	B	S	PTS
Lee, f	7-16	1-4	7-10	14	2	2	2	1	0	22
Carter, f	2-3	0-0	0-0	4	5	1	2	0	1	4
Fereti, g	5-16	0-5	8-9	9	2	0	3	0	0	18
Eleby, g	1-3	0-0	0-1	1	3	1	2	0	0	2
Haley, g	3-5	0-1	2-4	7	4	1	3	0	1	8
Relph	0-4	0-3	4-4	4	0	7	5	0	2	4
Benson	1-5	1-4	0-0	3	1	1	3	0	1	3
Taylor	0-0	0-0	0-0	0	0	0	0	0	0	0
Totals	19-52	2-17	21-28	43	17	13	20	1	5	61

LMU	FG	3FG	FT	R	F	A	T	B	S	PTS
Deric, f	6-10	0-0	0-0	6	2	0	4	1	1	12
Diederichs, f	5-8	0-0	4-8	6	4	1	2	0	1	14
Johnson, f	0-6	0-3	1-3	4	3	1	1	0	0	1
Deadwiler, g	2-6	2-6	2-4	3	5	2	3	0	1	8
Ziri, g	2-10	0-4	1-2	7	3	7	6	0	1	5
Counts	1-3	1-3	1-2	4	1	1	1	0	1	4
Turner	1-7	0-2	0-0	0	2	1	0	0	1	2
Sweezy	0-0	0-0	0-0	0	4	0	2	0	0	0
Sutton	0-0	0-0	0-0	1	1	0	1	0	0	0
Walker	1-4	0-3	0-0	0	0	0	1	0	0	2
Maynard	1-1	0-0	0-0	0	1	0	1	0	0	2
Total	19-55	3-21	9-19	36	27	13	22	1	6	50

HALFTIME: SBU 32-30 TEAM REBOUNDS: SBU 1, LMU 5

Attendance:

FG%: SBU - 36.5%, LMU - 34.5%

3FG%: SBU - 11.8%, LMU - 14.3%

FT%: SBU - 75.0%, LMU - 47.4%

Game 2: Nov. 12, 2007 at The Reilly Center

St. Bonaventure 97, Binghamton 80

BINGHAMTON	FG	3FG	FT	R	F	A	T	B	S	PTS
Camara, f	2-10	2-9	0-3	2	3	0	3	0	0	6
Trifunovic, f	3-7	0-0	2-3	7	3	2	2	0	0	8
Fuller, f	3-4	0-0	4-4	7	3	1	0	0	1	10
Gordon, g	3-7	1-4	0-0	0	5	4	5	0	2	7
Forbes, g	4-15	0-7	7-8	1	5	3	3	0	2	15
McBride	0-0	0-0	0-0	0	0	0	0	0	0	0
Herbert	0-0	0-0	0-0	0	3	0	0	0	0	0
Jackson	3-5	1-2	0-2	2	2	2	1	0	1	7
Klimovic	8-16	6-12	1-2	2	1	1	0	0	0	23
Olomo	0-0	0-0	1-2	2	1	0	0	0	0	1
Lukusa	1-2	0-0	1-1	1	3	0	0	0	0	3
Totals	27-66	10-34	16-25	27	29	13	14	0	6	80

ST. BONA	FG	3FG	FT	R	F	A	T	B	S	PTS
Lee, f	11-14	1-2	3-6	11	1	2	6	0	2	26
Carter, f	0-2	0-0	0-0	3	5	0	2	1	1	0
Fereti, g	9-12	4-5	10-10	7	3	3	4	0	1	32
Eleby, g	0-2	0-0	7-8	3	3	1	3	0	1	7
Haley, g	4-9	0-0	4-4	4	2	2	2	0	1	12
Relph	1-3	1-2	8-8	1	3	6	2	0	1	11
Benson	3-6	2-5	1-2	9	1	2	1	1	2	9
Hvizdzak	0-0	0-0	0-0	0	0	0	0	0	0	0
Taylor	0-0	0-0	0-0	0	0	0	0	0	0	0
Morgan	0-0	0-0	0-0	1	2	0	0	1	0	0
Total	28-48	8-14	33-38	40	20	16	20	3	9	97

HALFTIME: SBU 41-33 TEAM REBOUNDS: BING 3, SBU 1

Attendance: 4,196

FG%: BING - 40.9%, SBU - 58.3%

3FG%: BING - 29.4%, SBU - 57.1%

FT%: BING - 64.0%, SBU - 86.8%

Game 4: Nov. 17, 2007 at The PIT

New Mexico 81, St. Bonaventure 54**BTI Invitational hosted by University of New Mexico**

ST. BONA	FG	3FG	FT	R	F	A	T	B	S	PTS
Lee, f	4-10	0-3	4-5	5	2	1	4	0	0	12
Carter, f	1-3	0-0	0-0	2	3	1	1	0	0	2
Fereti, g	6-12	3-6	5-5	4	0	0	2	0	0	20
Eleby, g	1-4	0-1	1-3	1	4	4	4	0	0	3
Haley, g	3-6	1-3	0-1	3	2	0	2	0	1	7
Relph	1-4	1-4	0-0	1	2	2	3	0	0	3
Benson	1-5	1-5	2-2	4	3	0	2	0	1	5
Taylor	0-2	0-1	0-0	1	0	0	1	0	0	0
Morgan	1-2	0-0	0-0	6	4	0	0	0	0	2
Totals	18-48	6-23	12-16	31	20	8	19	0	2	54

UNM	FG	3FG	FT	R	F	A	T	B	S	PTS
Harris, f	5-5	0-0	1-3	1	1	0	1	0	0	11
Faris, f	3-4	0-0	1-2	7	1	2	2	0	0	7
Wills, g	2-5	1-2	1-2	2	3	2	0	0	1	6
Smith, g	5-5	3-3	1-2	3	3	3	1	0	0	14
Giddens, g	4-10	2-4	1-2	12	3	4	0	1	0	11
Gary	3-8	1-4	2-2	1	3	4	4	0	2	9
Pegues	0-2	0-0	1-3	10	2	0	2	0	0	1
Prentice	5-10	4-7	0-0	0	1	3	0	0	0	14
Martinez	1-5	0-2	0-1	2	2	2	0	0	2	2
Toppert	2-7	2-6	0-0	1	0	0	0	0	0	6
Total	30-61	13-28	8-17	41	19	20	10	1	5	81

HALFTIME: UNM 40-26 TEAM REBOUNDS: SBU 4, UNM 2

Attendance: 11,949

FG%: SBU - 37.5%, UNM - 49.2%

3FG%: SBU - 26.1%, UNM - 46.4%

FT%: SBU - 75.0%, UNM - 47.1%



2007-08 Box Scores

Game 5: Nov. 18, 2007 at The PIT

St. Bonaventure 79, Presbyterian 72**BTI Invitational hosted by University of New Mexico**

PC	FG	3FG	FT	R	F	A	T	B	S	PTS
Coleman, f	2-4	0-0	2-3	5	4	4	2	0	1	6
Allen, f	3-4	3-4	0-0	1	2	1	2	0	0	9
Lamb, g	2-7	1-5	0-0	3	2	2	3	0	1	5
Johnson, g	1-3	1-2	0-0	1	2	2	2	0	1	3
Bostic, g	3-10	2-5	4-4	6	4	1	2	1	0	12
Miller	3-4	3-4	1-2	1	1	1	2	0	1	10
Versinkas	0-1	0-0	0-0	1	4	1	3	0	0	0
Kiscaden	5-9	5-8	0-0	5	0	1	1	0	0	15
Harmon	1-1	0-0	0-0	0	0	0	0	0	0	2
Sligh	2-6	0-2	6-6	7	3	4	0	0	0	10
Totals	22-49	15-30	13-15	32	22	17	17	1	4	72

ST. BONA	FG	3FG	FT	R	F	A	T	B	S	PTS
Lee, f	8-16	2-5	3-4	4	4	2	3	0	4	21
Carter, f	4-9	0-0	0-1	10	4	3	0	1	0	8
Fereti, g	4-8	4-7	6-6	2	0	4	0	0	0	18
Relph, g	7-8	6-7	1-3	1	3	1	0	0	2	21
Haley, g	2-6	1-2	4-6	1	2	1	3	1	0	9
Benson	0-2	0-2	2-2	3	2	4	1	1	0	2
Eleby	0-1	0-0	0-0	1	0	2	1	0	0	0
Morgan	0-1	0-0	0-0	0	0	0	0	1	0	0
Total	25-51	13-23	16-22	24	15	17	8	4	6	79

HALFTIME: PC 37-34 TEAM REBOUNDS: PC 2, SBU 2

Attendance:

FG%: PC - 44.9%, SBU - 49.0%

3FG%: PC - 50.0%, SBU - 56.5%

FT%: PC - 86.7%, SBU - 72.7%

Game 7: Nov. 28, 2007 at the Gallagher Center

Niagara 80, St. Bonaventure 75

ST. BONA	FG	3FG	FT	R	F	A	T	B	S	PTS
Lee, f	10-19	0-3	1-2	13	1	3	2	3	2	21
Carter, f	2-5	0-0	2-2	3	3	0	0	0	0	6
Fereti, g	6-14	3-5	2-2	2	2	1	3	0	3	17
Relph, g	5-8	3-4	4-4	1	0	2	8	0	0	17
Haley, g	1-3	0-1	1-2	1	4	0	1	0	0	3
Benson	0-5	0-3	2-2	6	4	3	0	1	0	2
Eleby	0-4	0-2	2-3	0	1	3	5	0	2	2
Morgan	2-3	0-0	3-3	3	3	1	0	1	0	7
Totals	26-61	6-18	17-20	36	18	13	19	5	7	75

NIAGARA	FG	3FG	FT	R	F	A	T	B	S	PTS
Fisher, f	8-21	2-9	8-10	9	1	1	2	1	3	26
Egemonye, c	8-10	0-0	3-5	8	4	0	0	0	2	19
Hodge, g	6-9	2-4	0-0	4	4	5	2	0	0	14
Lewis, g	4-14	2-10	2-5	5	3	4	2	1	1	12
Nelson, g	0-3	0-3	0-0	5	3	12	5	1	0	0
Patterson	1-5	1-4	0-1	3	1	0	2	0	0	3
Williamson	2-4	2-2	0-0	2	1	1	1	0	0	6
Gordon	0-0	0-0	0-0	0	1	0	0	0	0	0
Total	29-66	9-32	13-21	39	18	23	15	3	6	80

HALFTIME: SBU 32-28

TEAM REBOUNDS: SBU 7, NU 3

Attendance: 2,183

FG%: SBU - 42.6%, NU - 43.9%

3FG%: SBU - 33.3%, NU - 28.1%

FT%: SBU - 85.0%, NU - 61.9%

Game 6: Nov. 24, 2007 at The Reilly Center

Eastern Michigan 63, St. Bonaventure 60

EMU	FG	3FG	FT	R	F	A	T	B	S	PTS
Dobbins, f	4-7	0-0	5-5	9	4	3	5	1	1	13
Medlock, g	4-13	1-9	4-4	0	3	6	3	0	1	13
Cooper, g	0-0	0-0	0-0	1	0	0	1	0	0	0
Farrow, g	2-3	0-0	0-0	5	2	0	0	0	1	4
Bunkley, g	6-15	4-12	1-1	3	2	2	0	0	2	17
Banjanin	0-0	0-0	0-0	1	1	0	2	0	0	0
Axon	4-14	4-13	3-5	4	0	2	2	0	1	15
Gay	0-0	0-0	0-0	1	1	0	0	0	0	0
Lewis	0-1	0-1	1-2	3	2	1	1	0	0	1
Dodd	0-0	0-0	0-0	0	0	0	0	0	0	0
Totals	20-53	9-35	14-17	35	15	14	14	1	6	63

ST. BONA	FG	3FG	FT	R	F	A	T	B	S	PTS
Lee, f	9-13	0-1	4-4	9	3	1	1	0	1	22
Carter, f	3-9	0-0	1-4	8	3	0	3	0	0	7
Fereti, g	2-7	1-3	2-2	3	3	4	3	0	0	7
Relph, g	3-8	2-6	6-6	1	3	4	1	0	3	14
Haley, g	1-4	0-1	0-0	3	2	3	1	0	0	2
Benson	2-9	2-9	2-4	5	4	3	3	0	0	8
Eleby	0-0	0-0	0-0	0	0	0	0	0	0	0
Total	20-50	5-20	15-20	32	18	15	12	0	4	60

HALFTIME: SBU 26-22 TEAM REBOUNDS: EMU 8, SBU 3

Attendance: 3,689

FG%: EMU - 37.7%, SBU - 40.0%

3FG%: EMU - 25.7%, SBU - 25.0%

FT%: EMU - 82.4%, SBU - 75.0%

Game 8: Nov. 24, 2007 at The Reilly Center

St. Bonaventure 80, Canisius 64

CANISIUS	FG	3FG	FT	R	F	A	T	B	S	PTS
Logins, f	5-9	0-1	1-2	8	4	0	5	0	0	11
Frazier, f	3-11	1-2	0-0	4	5	3	0	1	2	7
V-Simmons, f	2-4	1-1	5-6	11	3	1	2	2	2	10
Goldsberry, g	0-0	0-0	0-0	0	1	0	2	0	1	0
Coles, g	5-13	2-4	0-0	2	3	1	2	1	0	12
Turner	5-12	1-2	0-0	8	1	8	5	0	0	11
Hassell	1-3	1-3	0-0	1	4	0	0	0	0	3
Robinson	3-8	1-5	0-0	2	2	1	1	1	0	7
Johnson	0-2	0-0	0-0	1	0	0	0	0	0	0
Malesa	1-4	1-3	0-0	2	2	0	0	0	0	3
Totals	25-66	8-21	6-8	42	25	14	17	5	5	64

ST. BONA	FG	3FG	FT	R	F	A	T	B	S	PTS
Lee, f	9-13	0-2	7-10	6	2	1	3	0	5	25
Morgan, f	1-2	0-0	0-0	2	0	0	0	1	0	2
Fereti, g	5-17	3-9	2-4	4	2	4	1	0	0	15
Relph, g	2-5	1-3	2-2	2	1	3	3	0	2	7
Haley, g	1-4	1-3	0-0	1	0	0	1	0	0	3
Benson	2-8	0-5	2-4	6	2	5	1	0	1	6
Eleby	4-5	0-1	3-5	4	2	4	1	0	0	11
Hvizdzak	0-0	0-0	0-0	0	0	0	0	0	0	0
Carter	5-10	0-0	1-2	12	2	2	0	4	1	11
Total	29-64	5-23	17-27	40	11	19	10	5	9	80

HALFTIME: SBU 36-31

TEAM REBOUNDS: CAN 3, SBU 3

Attendance: 4,420

FG%: CAN - 37.9%, SBU - 45.3%

3FG%: CAN - 38.1%, SBU - 21.7%

FT%: CAN - 75.0%, SBU - 63.0%

2007-08 Box Scores

Game 9: Dec. 5, 2007 at the Convocation Center

Ohio 77, St. Bonaventure 58

ST. BONA	FG	3FG	FT	R	F	A	T	B	S	PTS
Lee, f	8-13	1-4	0-0	3	1	1	5	0	0	17
Carter, f	3-5	0-0	0-0	4	3	0	0	0	0	6
Fereti, g	3-9	2-6	0-0	1	2	4	4	0	1	8
King, g	0-1	0-0	2-2	0	1	0	0	0	0	2
Haley, g	1-5	1-3	1-2	0	1	2	1	0	0	4
Benson	3-7	2-5	1-2	2	3	1	2	0	4	9
Eleby	2-6	0-0	4-4	3	4	7	7	0	3	8
Morgan	2-2	0-0	0-0	1	1	0	0	0	0	4
Totals	22-48	6-18	8-10	17	16	15	19	0	8	58

OHIO	FG	3FG	FT	R	F	A	T	B	S	PTS
Williams, f	4-8	0-0	1-4	10	2	3	3	1	2	9
Orr, f	5-5	3-3	0-0	5	1	3	2	0	0	13
Tillman, f	3-6	0-1	2-2	9	1	1	5	0	1	8
Allen, g	3-6	1-2	0-0	1	2	3	4	0	1	7
Walther, g	5-8	2-5	0-1	2	0	6	1	0	2	12
Washington	0-0	0-0	0-0	1	2	0	1	0	1	0
Whittington IV	4-7	1-2	0-0	1	2	1	2	0	0	9
Van Kempen	1-3	0-0	0-0	1	4	0	2	0	0	2
Vroman	0-0	0-0	0-0	1	0	0	0	0	0	0
Hester	5-7	3-4	0-0	1	3	2	1	0	0	13
Freeman	1-1	1-1	0-0	0	0	2	1	0	0	3
Sayles	0-0	0-0	1-2	1	0	0	0	0	0	1
Total	31-51	11-18	4-9	33	17	21	22	1	7	77

HALFTIME: OU 35-33 TEAM REBOUNDS: SBU 3, OU 0

Attendance: 2,118

FG%: SBU - 45.8%, OU - 60.8%

3FG%: SBU - 33.3%, OU - 61.1%

FT%: SBU - 80.0%, OU -

Game 10: Dec. 8, 2007 at The Reilly Center

St. Bonaventure 58, Albany 54

ALBANY	FG	3FG	FT	R	F	A	T	B	S	PTS
Hastings, f	1-3	0-0	0-0	4	1	0	1	0	2	2
Connelly, f	4-11	0-0	0-0	4	5	0	2	0	0	8
Wilson, f	4-11	2-5	0-0	4	2	0	1	0	0	10
Covington, c	1-1	0-0	0-0	1	2	0	1	0	0	2
Lillis, g	5-8	0-2	0-0	4	4	7	2	0	2	10
Martin	2-6	0-3	0-0	2	2	4	0	0	0	4
Moores	0-1	0-1	0-0	0	0	1	0	0	0	0
Iati	4-12	4-8	0-0	3	1	1	2	0	1	12
Ambrose	1-4	0-2	0-0	3	0	0	2	0	1	2
Gifford	2-2	0-0	0-0	4	1	1	0	0	1	4
Turley	0-0	0-0	0-0	0	0	0	2	0	0	0
Totals	24-59	6-21	0-0	33	18	14	13	0	7	54

ST. BONA	FG	3FG	FT	R	F	A	T	B	S	PTS
Lee, f	8-17	0-3	4-6	8	1	4	3	1	2	20
Carter, f	3-5	0-0	2-2	15	0	0	1	3	0	8
Fereti, g	4-13	2-7	2-2	3	1	1	1	1	0	12
Eleby, g	0-2	0-0	0-0	2	1	0	3	0	0	0
Haley, g	2-5	1-2	0-0	1	3	0	3	0	0	5
Relph	3-5	2-4	0-1	2	1	2	0	0	1	8
Benson	1-4	0-3	1-1	1	2	2	1	0	0	3
Morgan	1-1	0-0	0-0	0	0	0	1	0	0	2
Total	22-52	5-19	9-12	34	9	9	14	5	3	58

HALFTIME: SBU 35-29 TEAM REBOUNDS: UA 4, SBU 2

Attendance: 4,334

FG%: UA - 40.7%, SBU - 42.3%

3FG%: UA - 28.6%, SBU - 26.3%

FT%: UA - 0.0%, SBU - 75.0%



Season Stats

ST. BONAVENTURE 2007-08

St. Bonaventure Combined Team Statistics (as of Dec 10, 2007)

All games

RECORD :	OVERALL	HOME	AWAY	NEUTRAL
ALL GAMES	(5-5)	(3-1)	(0-4)	(2-0)
CONFERENCE	(0-0)	(0-0)	(0-0)	(0-0)
NON-CONFERENCE	(5-5)	(3-1)	(0-4)	(2-0)

## Player	GP-GS	Min--Avg	---TOTAL---		---3-PTS---		FT-FTA	Pct	---REBOUNDS---				PF	FO	A	TO	Blk	Stl	Pts	Avg
			FG-FGA	Pct	3FG-FGA	Pct			Off	Def	Tot	Avg								
05 LEE, Michael.....	10-10	361 36.1	83-144	.576	8-31	.258	36-51	.706	22	59	81	8.1	18	0	18	31	5	18	210	21.0
01 FERETTI, Zarryon....	10-10	362 36.2	44-112	.393	22-56	.393	39-42	.929	6	30	36	3.6	18	0	22	24	2	5	149	14.9
10 RELPH, Tyler.....	9-4	253 28.1	22-52	.423	16-37	.432	25-28	.893	5	10	15	1.7	14	0	31	27	0	11	85	9.4
24 HALEY, Hillary.....	10-10	225 22.5	20-54	.370	6-20	.300	14-21	.667	7	16	23	2.3	23	0	11	18	1	5	60	6.0
50 CARTER, D'Lancy....	10-9	247 24.7	25-54	.463	0-1	.000	8-13	.615	26	43	69	6.9	30	2	9	10	9	3	58	5.8
12 BENSON, Tyler.....	10-0	292 29.2	17-58	.293	10-46	.217	13-19	.684	16	27	43	4.3	26	0	21	16	3	10	57	5.7
20 ELEBY, Malcolm.....	10-5	159 15.9	10-30	.333	0-4	.000	17-24	.708	4	14	18	1.8	21	0	25	32	0	6	37	3.7
33 MORGAN, Matt.....	8-1	83 10.4	8-13	.615	0-0	.000	3-3	1.000	3	11	14	1.8	10	0	1	1	4	0	19	2.4
02 KING, Perry.....	1-1	7 7.0	0-1	.000	0-0	.000	2-2	1.000	0	0	0	0.0	1	0	0	0	0	0	2	2.0
25 TAYLOR, Delonte....	4-0	9 2.3	1-4	.250	0-2	.000	0-0	.000	2	1	3	0.8	0	0	0	1	0	0	2	0.5
23 HVIZDZAK, Shane....	2-0	2 1.0	0-0	.000	0-0	.000	0-0	.000	0	0	0	0.0	0	0	0	0	0	0	0	0.0
TEAM.....									12	19	31	3.1	0		1					
Total.....	10	2000	230-522	.441	62-197	.315	157-203	.773	103	230	333	33.3	161	2	138	161	24	58	679	67.9
Opponents.....	10	2000	251-587	.428	93-273	.341	94-144	.653	131	216	347	34.7	203	-	166	155	13	62	689	68.9

TEAM STATISTICS	SBU	OPP	DATE	OPPONENT	W/L	SCORE	ATTEND
SCORING.....	679	689	11/9/07	at Boston University	L	57-68	-
Points per game.....	67.9	68.9	11/12/07	BINGHAMTON	W	97-80	4196
Scoring margin.....	-1.0	-	11/16/07	vs Loyola Marymount	W	61-50	-
FIELD GOALS-ATT.....	230-522	251-587	11/17/07	at New Mexico	L	54-81	11949
Field goal pct.....	.441	.428	11/18/07	vs Presbyterian	W	79-72	-
3 POINT FG-ATT.....	62-197	93-273	11/24/07	EASTERN MICHIGAN	L	60-63	3689
3-point FG pct.....	.315	.341	11/28/07	at Niagara	L	76-80	2183
3-pt FG made per game..	6.2	9.3	12/1/07	CANISIUS	W	80-64	4420
FREE THROWS-ATT.....	157-203	94-144	12/5/07	at Ohio	L	58-77	2118
Free throw pct.....	.773	.653	12/8/07	ALBANY	W	58-54	4334
REBOUNDS.....	333	347	* = Conference game				
Rebounds per game.....	33.3	34.7					
Rebounding margin.....	-1.4	-					
ASSISTS.....	138	166					
Assists per game.....	13.8	16.6					
TURNOVERS.....	161	155					
Turnovers per game.....	16.1	15.5					
Turnover margin.....	-0.6	-					
Assist/turnover ratio..	0.9	1.1					
STEALS.....	58	62					
Steals per game.....	5.8	6.2					
BLOCKS.....	24	13					
Blocks per game.....	2.4	1.3					
WINNING STREAK.....	1	-					
Home win streak.....	2	-					
ATTENDANCE.....	16639	16250					
Home games-Avg/Game...	4-4160	4-4062					
Neutral site-Avg/Game..	-	2-0					

SCORE BY PERIODS:	1st	2nd	Total
St. Bonaventure.....	321	359	- 680
Opponents.....	317	372	- 689



Individual Game-By-Game

ST. BONAVENTURE 2007-08
 St. Bonaventure Game-by-Game Points-Rebounds-Assists (as of Dec 10, 2007)
 All games

Opponent	Date	Score	01	02	05	10	12	20	23	24	25
			WL FERETI, ZA	KING, PERR	LEE, MICHA	RELPH, TYL	BENSON, TY	ELEBY, MAL	HVIKZAK,	HALEY, HIL	TAYLOR, DE
at Boston University	11/9/07	57-68	L 2- 1- 1	DNP	24- 8- 1	0- 2- 4	10- 4- 0	4- 3- 3	DNP	7- 2- 2	2- 2- 0
BINGHAMTON	11/12/07	97-80	W 32- 7- 3	DNP	26-11- 2	11- 1- 6	9- 9- 2	7- 3- 1	0- 0- 0	12- 4- 2	0- 0- 0
vs Loyola Marymount	11/16/07	61-50	W 18- 9- 0	DNP	22-14- 2	4- 4- 7	3- 3- 1	2- 1- 1	DNP	8- 7- 1	0- 0- 0
at New Mexico	11/17/07	54-81	L 20- 4- 0	DNP	12- 5- 1	3- 1- 2	5- 4- 0	3- 1- 4	DNP	7- 3- 0	0- 1- 0
vs Presbyterian	11/18/07	79-72	W 18- 2- 4	DNP	21- 4- 2	21- 1- 1	2- 3- 4	0- 1- 2	DNP	9- 1- 1	DNP
EASTERN MICHIGAN	11/24/07	60-63	L 7- 3- 4	DNP	22- 9- 1	14- 1- 4	8- 5- 3	0- 0- 0	DNP	2- 3- 3	DNP
at Niagara	11/28/07	76-80	L 17- 2- 1	DNP	21-13- 3	17- 1- 2	2- 6- 3	2- 0- 3	DNP	3- 1- 0	DNP
CANISIUS	12/1/07	80-64	W 15- 4- 4	DNP	25- 6- 1	7- 2- 3	6- 6- 5	11- 4- 4	0- 0- 0	3- 1- 0	DNP
at Ohio	12/5/07	58-77	L 8- 1- 4	2- 0- 0	17- 3- 1	DNP	9- 2- 1	8- 3- 7	DNP	4- 0- 2	DNP
ALBANY	12/8/07	58-54	W 12- 3- 1	DNP	20- 8- 4	8- 2- 2	3- 1- 2	0- 2- 0	DNP	5- 1- 0	DNP

Opponent	Date	Score	33	50
			WL MORGAN, MA	CARTER, D'
at Boston University	11/9/07	57-68	L 2- 1- 0	6- 8- 2
BINGHAMTON	11/12/07	97-80	W 0- 1- 0	0- 3- 0
vs Loyola Marymount	11/16/07	61-50	W DNP	4- 4- 1
at New Mexico	11/17/07	54-81	L 2- 6- 0	2- 2- 1
vs Presbyterian	11/18/07	79-72	W 0- 0- 0	8-10- 3
EASTERN MICHIGAN	11/24/07	60-63	L DNP	7- 8- 0
at Niagara	11/28/07	76-80	L 7- 3- 1	6- 3- 0
CANISIUS	12/1/07	80-64	W 2- 2- 0	11-12- 2
at Ohio	12/5/07	58-77	L 4- 1- 0	6- 4- 0
ALBANY	12/8/07	58-54	W 2- 0- 0	8-15- 0

Team Game-By-Game

ST. BONAVENTURE 2007-08
 St. Bonaventure Team Game-by-Game (as of Dec 11, 2007)
 All games

TEAM STATISTICS

Opponent	Date	Score	W/L	---TOTAL---		--3-PTRS--		----REBOUNDS----										Pts---Avg		
				FG-FGA	Pct	3FG-FGA	Pct	FT-FTA	Pct	Off	Def	Tot	Avg	PF	A	TO	Blk		Stl	
at Boston University	11/9/07	57-68	L	21-48	.438	6-22	.273	9-10	.900	9	27	36	36.0	17	13	20	1	5	57	57.0
BINGHAMTON	11/12/07	97-80	W	28-48	.583	8-14	.571	33-38	.868	9	31	40	38.0	20	16	20	3	9	97	77.0
vs Loyola Marymount	11/16/07	61-50	W	19-52	.365	2-17	.118	21-28	.750	9	34	43	39.7	17	13	20	1	5	61	71.7
at New Mexico	11/17/07	54-81	L	18-48	.375	6-23	.261	12-16	.750	7	24	31	37.5	20	8	19	0	2	54	67.2
vs Presbyterian	11/18/07	79-72	W	25-51	.490	13-23	.565	16-22	.727	9	15	24	34.8	15	17	8	4	6	79	69.6
EASTERN MICHIGAN	11/24/07	60-63	L	20-50	.400	5-20	.250	15-20	.750	9	23	32	34.3	18	15	12	0	4	60	68.0
at Niagara	11/28/07	76-80	L	26-61	.426	6-18	.333	17-20	.850	14	22	36	34.6	18	13	19	5	7	75	69.0
CANISIUS	12/1/07	80-64	W	29-64	.453	5-23	.217	17-27	.630	20	20	40	35.2	11	19	10	5	9	80	70.4
at Ohio	12/5/07	58-77	L	22-48	.458	6-18	.333	8-10	.800	6	11	17	33.2	16	15	19	0	8	58	69.0
ALBANY	12/8/07	58-54	W	22-52	.423	5-19	.263	9-12	.750	11	23	34	33.3	9	9	14	5	3	58	67.9
St. Bonaventure		679		230-522	.441	62-197	.315	157-203	.773	103	230	333	33.3	161	138	161	24	58	679	67.9
Opponents		689		251-587	.428	93-273	.341	94-144	.653	131	216	347	34.7	203	166	155	13	62	689	68.9



Home Game Stats

ST. BONAVENTURE 2007-08
 St. Bonaventure Combined Team Statistics (as of Dec 10, 2007)
 Home games

RECORD:	OVERALL	HOME	AWAY	NEUTRAL
ALL GAMES	(3-1)	(3-1)	(0-0)	(0-0)
CONFERENCE	(0-0)	(0-0)	(0-0)	(0-0)
NON-CONFERENCE	(3-1)	(3-1)	(0-0)	(0-0)

## Player	GP-GS	Min--Avg	---TOTAL---		---3-PTS---			---REBOUNDS---				PF	FO	A	TO	Blk	Stl	Pts	Avg
			FG-FGA	Pct	3FG-FGA	Pct	FT-FTA	Pct	Off	Def	Tot								
05 LEE, Michael.....	4-4	145 36.2	37-57	.649	1-8	.125	18-26	.692	9	25	34	8.5	7	0	8	13	1	10	93 23.3
01 FERETI, Zarryon....	4-4	156 39.0	20-49	.408	10-24	.417	16-18	.889	3	14	17	4.3	9	0	12	9	1	1	66 16.5
10 RELPH, Tyler.....	4-2	102 25.5	9-21	.429	6-15	.400	16-17	.941	2	4	6	1.5	8	0	15	6	0	7	40 10.0
12 BENSON, Tyler.....	4-0	114 28.5	8-27	.296	4-22	.182	6-11	.545	8	13	21	5.3	9	0	12	6	1	3	26 6.5
50 CARTER, D'Lancy....	4-3	110 27.5	11-26	.423	0-0	.000	4-8	.500	16	22	38	9.5	10	1	2	6	8	2	26 6.5
24 HALEY, Hillary.....	4-4	85 21.3	8-22	.364	2-6	.333	4-4	1.000	5	4	9	2.3	7	0	5	7	0	1	22 5.5
20 ELEBY, Malcolm.....	4-2	61 15.3	4-9	.444	0-1	.000	10-13	.769	0	9	9	2.3	6	0	5	7	0	1	18 4.5
33 MORGAN, Matt.....	3-1	24 8.0	2-3	.667	0-0	.000	0-0	.000	1	2	3	1.0	2	0	0	1	2	0	4 1.3
25 TAYLOR, Delonte....	1-0	1 1.0	0-0	.000	0-0	.000	0-0	.000	0	0	0	0.0	0	0	0	0	0	0	0 0.0
23 HVIZDZAK, Shane....	2-0	2 1.0	0-0	.000	0-0	.000	0-0	.000	0	0	0	0.0	0	0	0	0	0	0	0 0.0
TEAM.....									5	4	9	2.3	0		1				
Total.....	4	800	99-214	.463	23-76	.303	74-97	.763	49	97	146	36.5	58	1	59	56	13	25	295 73.8
Opponents.....	4	800	96-244	.393	33-111	.297	36-50	.720	57	80	137	34.2	87	-	55	58	6	24	261 65.2

TEAM STATISTICS	SBU	OPP	DATE	OPPONENT	W/L	SCORE	ATTEND
SCORING.....	295	261	11/12/07	BINGHAMTON	W	97-80	4196
Points per game.....	73.8	65.2	11/24/07	EASTERN MICHIGAN	L	60-63	3689
Scoring margin.....	+8.5	-	12/1/07	CANISIUS	W	80-64	4420
FIELD GOALS-ATT.....	99-214	96-244	12/8/07	ALBANY	W	58-54	4334
Field goal pct.....	.463	.393	* = Conference game				
3 POINT FG-ATT.....	23-76	33-111					
3-point FG pct.....	.303	.297					
3-pt FG made per game..	5.8	8.3					
FREE THROWS-ATT.....	74-97	36-50					
Free throw pct.....	.763	.720					
REBOUNDS.....	146	137					
Rebounds per game.....	36.5	34.2					
Rebounding margin.....	+2.3	-					
ASSISTS.....	59	55					
Assists per game.....	14.8	13.8					
TURNOVERS.....	56	58					
Turnovers per game....	14.0	14.5					
Turnover margin.....	+0.5	-					
Assist/turnover ratio..	1.1	0.9					
STEALS.....	25	24					
Steals per game.....	6.3	6.0					
BLOCKS.....	13	6					
Blocks per game.....	3.3	1.5					
WINNING STREAK.....	2	-					
Home win streak.....	2	-					
ATTENDANCE.....	16639	0					
Home games-Avg/Game....	4-4160	0-0					
Neutral site-Avg/Game..	-	0-0					

SCORE BY PERIODS:	1st	2nd	Total
St. Bonaventure.....	138	157	- 295
Opponents.....	115	146	- 261



Away Game Stats

ST. BONAVENTURE 2007-08

St. Bonaventure Combined Team Statistics (as of Dec 10, 2007)

Away games

RECORD:	OVERALL	HOME	AWAY	NEUTRAL
ALL GAMES.....	(0-4)	(0-0)	(0-4)	(0-0)
CONFERENCE.....	(0-0)	(0-0)	(0-0)	(0-0)
NON-CONFERENCE.....	(0-4)	(0-0)	(0-4)	(0-0)

## Player	GP-GS	Min--Avg	---TOTAL---			---3-PTS---			---REBOUNDS---												
			FG-FGA	Pct	3FG-FGA	Pct	FT-FTA	Pct	Off	Def	Tot	Avg	PF	FO	A	TO	Blk	Stl	Pts	Avg	
05 LEE, Michael.....	4-4	145	36.2	31-55	.564	4-14	.286	8-11	.727	8	21	29	7.3	5	0	6	13	3	4	74	18.5
01 FERETI, Zarryon....	4-4	127	31.8	15-39	.385	8-20	.400	9-9	1.000	1	7	8	2.0	7	0	6	12	1	4	47	11.8
10 RELPH, Tyler.....	3-1	88	29.3	6-19	.316	4-12	.333	4-4	1.000	1	3	4	1.3	3	0	8	16	0	0	20	6.7
12 BENSON, Tyler.....	4-0	122	30.5	8-24	.333	5-18	.278	5-6	.833	6	10	16	4.0	14	0	4	6	1	6	26	6.5
24 HALEY, Hillary.....	4-4	92	23.0	7-21	.333	3-11	.273	4-7	.571	1	5	6	1.5	10	0	4	5	0	3	21	5.3
50 CARTER, D'Lancy....	4-4	76	19.0	8-16	.500	0-1	.000	4-4	1.000	5	12	17	4.3	11	0	3	2	0	0	20	5.0
20 ELEBY, Malcolm.....	4-2	79	19.8	5-17	.294	0-3	.000	7-10	.700	3	4	7	1.8	12	0	17	22	0	5	17	4.3
33 MORGAN, Matt.....	4-0	57	14.3	6-9	.667	0-0	.000	3-3	1.000	2	9	11	2.8	8	0	1	0	1	0	15	3.8
02 KING, Perry.....	1-1	7	7.0	0-1	.000	0-0	.000	2-2	1.000	0	0	0	0.0	1	0	0	0	0	0	2	2.0
25 TAYLOR, Delonte....	2-0	7	3.5	1-4	.250	0-2	.000	0-0	.000	2	1	3	1.5	0	0	0	1	0	0	2	1.0
TEAM.....										7	12	19	4.8	0							
Total.....	4	800		87-205	.424	24-81	.296	46-56	.821	36	84	120	30.0	71	0	49	77	6	22	244	61.0
Opponents.....	4	800		114-239	.477	42-111	.378	36-60	.600	53	89	142	35.5	67	-	81	58	5	28	306	76.5

TEAM STATISTICS	SBU	OPP	DATE	OPPONENT	W/L	SCORE	ATTEND
SCORING.....	244	306	11/9/07	at Boston University	L	57-68	-
Points per game.....	61.0	76.5	11/17/07	at New Mexico	L	54-81	11949
Scoring margin.....	-15.5	-	11/28/07	at Niagara	L	76-80	2183
FIELD GOALS-ATT.....	87-205	114-239	12/5/07	at Ohio	L	58-77	2118
Field goal pct.....	.424	.477	* = Conference game				
3 POINT FG-ATT.....	24-81	42-111					
3-point FG pct.....	.296	.378					
3-pt FG made per game..	6.0	10.5					
FREE THROWS-ATT.....	46-56	36-60					
Free throw pct.....	.821	.600					
REBOUNDS.....	120	142					
Rebounds per game.....	30.0	35.5					
Rebounding margin.....	-5.5	-					
ASSISTS.....	49	81					
Assists per game.....	12.3	20.3					
TURNOVERS.....	77	58					
Turnovers per game.....	19.3	14.5					
Turnover margin.....	-4.7	-					
Assist/turnover ratio..	0.6	1.4					
STEALS.....	22	28					
Steals per game.....	5.5	7.0					
BLOCKS.....	6	5					
Blocks per game.....	1.5	1.3					
WINNING STREAK.....	0	-					
Home win streak.....	0	-					
ATTENDANCE.....	0	16250					
Home games-Avg/Game...	0-0	4-4062					
Neutral site-Avg/Game..	-	0-0					

SCORE BY PERIODS:	1st	2nd	Total
St. Bonaventure.....	117	128	- 245
Opponents.....	135	171	- 306



First Half Stats

ST. BONAVENTURE 2007-08
 St. Bonaventure Combined Team Statistics (as of Dec 07, 2007)
 All games -- 1st half only

RECORD:	OVERALL	HOME	AWAY	NEUTRAL
ALL GAMES.....	(4-5)	(2-1)	(0-4)	(2-0)
CONFERENCE.....	(0-0)	(0-0)	(0-0)	(0-0)
NON-CONFERENCE.....	(4-5)	(2-1)	(0-4)	(2-0)

## Player	GP-GS	---TOTAL---		---3-PTS---		---REBOUNDS---						PF	FO	A	TO	Blk	Stl	Pts	Avg	
		Min--Avg	FG-FGA	Pct	3FG-FGA	Pct	FT-FTA	Pct	Off	Def	Tot									Avg
05 LEE, Michael.....	9-9	160 17.8	34-61	.557	5-13	.385	13-17	.765	12	28	40	4.4	8	0	5	14	3	5	86	9.6
01 FERETI, Zarryon....	9-9	160 17.8	17-48	.354	7-22	.318	16-19	.842	2	17	19	2.1	6	0	9	16	0	1	57	6.3
24 HALEY, Hillary.....	9-9	126 14.0	13-33	.394	4-12	.333	9-14	.643	4	10	14	1.6	11	0	7	11	1	3	39	4.3
10 RELPH, Tyler.....	8-4	116 14.5	10-26	.385	8-20	.400	4-4	1.000	2	5	7	0.9	6	0	12	11	0	7	32	4.0
12 BENSON, Tyler.....	9-0	130 14.4	7-25	.280	7-22	.318	3-6	.500	3	12	15	1.7	7	0	7	9	2	5	24	2.7
50 CARTER, D'Lancy....	9-8	94 10.4	8-23	.348	0-0	.000	3-5	.600	12	15	27	3.0	14	0	2	3	1	2	19	2.1
20 ELEBY, Malcolm.....	9-4	71 7.9	6-16	.375	0-1	.000	6-9	.667	3	4	7	0.8	12	0	11	17	0	5	18	2.0
33 MORGAN, Matt.....	7-1	41 5.9	4-7	.571	0-0	.000	3-3	1.000	3	3	6	0.9	4	0	0	0	4	0	11	1.6
23 HVIDZAK, Shane....	2-0	0 0.0	0-0	.000	0-0	.000	0-0	.000	0	0	0	0.0	0	0	0	0	0	0	0	0.0
02 KING, Perry.....	1-1	1 1.0	0-0	.000	0-0	.000	0-0	.000	0	0	0	0.0	0	0	0	0	0	0	0	0.0
25 TAYLOR, Delonte....	4-0	1 0.3	0-0	.000	0-0	.000	0-0	.000	0	0	0	0.0	0	0	0	0	0	0	0	0.0
TEAM.....									8	11	19	2.1	0		0					
Total.....	9	900	99-239	.414	31-90	.344	57-77	.740	49	105	154	17.1	68	0	53	81	11	28	286	31.8
Opponents.....	9	900	107-271	.395	40-142	.282	34-55	.618	67	105	172	19.1	84	-	69	78	7	21	288	32.0

TEAM STATISTICS	SBU	OPP	DATE	OPPONENT	W/L	SCORE	ATTEND
SCORING.....	286	288	11/9/07	at Boston University	L	57-68	-
Points per game.....	31.8	32.0	11/12/07	BINGHAMTON	W	97-80	4196
Scoring margin.....	-0.2	-	11/16/07	vs Loyola Marymount	W	61-50	-
FIELD GOALS-ATT.....	99-239	107-271	11/17/07	at New Mexico	L	54-81	11949
Field goal pct.....	.414	.395	11/18/07	vs Presbyterian	W	79-72	-
3 POINT FG-ATT.....	31-90	40-142	11/24/07	EASTERN MICHIGAN	L	60-63	3689
3-point FG pct.....	.344	.282	11/28/07	at Niagara	L	76-80	2183
3-pt FG made per game..	3.4	4.4	12/1/07	CANISIUS	W	80-64	4420
FREE THROWS-ATT.....	57-77	34-55	12/5/07	at Ohio	L	58-77	2118
Free throw pct.....	.740	.618	* = Conference game				
REBOUNDS.....	154	172					
Rebounds per game.....	17.1	19.1					
Rebounding margin.....	-2.0	-					
ASSISTS.....	53	69					
Assists per game.....	5.9	7.7					
TURNOVERS.....	81	78					
Turnovers per game....	9.0	8.7					
Turnover margin.....	-0.3	-					
Assist/turnover ratio..	0.7	0.9					
STEALS.....	28	21					
Steals per game.....	3.1	2.3					
BLOCKS.....	11	7					
Blocks per game.....	1.2	0.8					
WINNING STREAK.....	0	-					
Home win streak.....	1	-					
ATTENDANCE.....	12305	16250					
Home games-Avg/Game....	3-4102	4-4062					
Neutral site-Avg/Game..	-	2-0					

SCORE BY PERIODS:	1st	2nd	Total
St. Bonaventure.....	286	336	- 622
Opponents.....	288	347	- 635



Second Half Stats

ST. BONAVENTURE 2007-08
 St. Bonaventure Combined Team Statistics (as of Dec 07, 2007)
 All games -- 2nd half only

RECORD:	OVERALL	HOME	AWAY	NEUTRAL
ALL GAMES.....	(4-5)	(2-1)	(0-4)	(2-0)
CONFERENCE.....	(0-0)	(0-0)	(0-0)	(0-0)
NON-CONFERENCE.....	(4-5)	(2-1)	(0-4)	(2-0)

## Player	GP-GS	Min--Avg	---TOTAL---		---3-PTS---		FT-FTA	Pct	---REBOUNDS---				PF	FO	A	TO	Blk	Stl	Pts	Avg
			FG-FGA	Pct	3FG-FGA	Pct			Off	Def	Tot	Avg								
05 LEE, Michael.....	9-9	161 17.9	41-66	.621	3-15	.200	19-28	.679	8	25	33	3.7	9	0	9	14	1	11	104	11.6
01 FERETI, Zarryon....	9-9	162 18.0	23-51	.451	13-27	.481	21-21	1.000	3	11	14	1.6	11	0	12	7	1	4	80	8.9
10 RELPH, Tyler.....	8-4	117 14.6	9-21	.429	6-13	.462	21-23	.913	2	4	6	0.8	7	0	17	16	0	3	45	5.6
50 CARTER, D'Lancy....	9-8	117 13.0	14-26	.538	0-1	.000	3-6	.500	9	18	27	3.0	16	0	7	6	5	1	31	3.4
12 BENSON, Tyler.....	9-0	140 15.6	9-29	.310	3-21	.143	9-12	.750	13	14	27	3.0	17	0	12	6	1	5	30	3.3
20 ELEBY, Malcolm....	9-4	68 7.6	4-12	.333	0-3	.000	11-15	.733	1	8	9	1.0	8	0	14	12	0	1	19	2.1
02 KING, Perry.....	1-1	6 6.0	0-1	.000	0-0	.000	2-2	1.000	0	0	0	0.0	1	0	0	0	0	0	2	2.0
24 HALEY, Hillary.....	9-9	80 8.9	5-16	.313	1-6	.167	5-7	.714	2	6	8	0.9	9	0	4	4	0	2	16	1.8
33 MORGAN, Matt.....	7-1	39 5.6	3-5	.600	0-0	.000	0-0	.000	0	8	8	1.1	6	0	1	0	0	0	6	0.9
25 TAYLOR, Delonte....	4-0	8 2.0	1-4	.250	0-2	.000	0-0	.000	2	1	3	0.8	0	0	1	0	0	2	0.5	
23 HVIZDZAK, Shane....	2-0	2 1.0	0-0	.000	0-0	.000	0-0	.000	0	0	0	0.0	0	0	0	0	0	0	0	0.0
TEAM.....									3	7	10	1.1	0		0					
Total.....	9	900	109-231	.472	26-88	.295	91-114	.798	43	102	145	16.1	84	0	76	66	8	27	335	37.2
Opponents.....	9	900	120-257	.467	47-110	.427	60-89	.674	52	90	142	15.8	101	-	83	64	6	34	347	38.6

TEAM STATISTICS	SBU	OPP	DATE	OPPONENT	W/L	SCORE	ATTEND
SCORING.....	335	347	11/9/07	at Boston University	L	57-68	-
Points per game.....	37.2	38.6	11/12/07	BINGHAMTON	W	97-80	4196
Scoring margin.....	-1.3	-	11/16/07	vs Loyola Marymount	W	61-50	-
FIELD GOALS-ATT.....	109-231	120-257	11/17/07	at New Mexico	L	54-81	11949
Field goal pct.....	.472	.467	11/18/07	vs Presbyterian	W	79-72	-
3 POINT FG-ATT.....	26-88	47-110	11/24/07	EASTERN MICHIGAN	L	60-63	3689
3-point FG pct.....	.295	.427	11/28/07	at Niagara	L	76-80	2183
3-pt FG made per game..	2.9	5.2	12/1/07	CANISIUS	W	80-64	4420
FREE THROWS-ATT.....	91-114	60-89	12/5/07	at Ohio	L	58-77	2118
Free throw pct.....	.798	.674	* = Conference game				
REBOUNDS.....	145	142					
Rebounds per game.....	16.1	15.8					
Rebounding margin.....	+0.3	-					
ASSISTS.....	76	83					
Assists per game.....	8.4	9.2					
TURNOVERS.....	66	64					
Turnovers per game.....	7.3	7.1					
Turnover margin.....	-0.2	-					
Assist/turnover ratio..	1.2	1.3					
STEALS.....	27	34					
Steals per game.....	3.0	3.8					
BLOCKS.....	8	6					
Blocks per game.....	0.9	0.7					
WINNING STREAK.....	0	-					
Home win streak.....	1	-					
ATTENDANCE.....	12305	16250					
Home games-Avg/Game....	3-4102	4-4062					
Neutral site-Avg/Game..	-	2-0					

SCORE BY PERIODS:	1st	2nd	Total
St. Bonaventure.....	286	336	- 622
Opponents.....	288	347	- 635