



# STANFORD FOOTBALL



ATHLETIC COMMUNICATIONS Arrillaga Family Sports Center 641 Campus Drive Stanford, CA 94305

CONTACTS Jim Young (650) 721-1989 | c: (650) 644-8377 | jfyoung@stanford.edu | Niall Adler (650) 725-2959 | c: (714) 331-6412 | nadler@stanford.edu

## Stanford Schedule/Results

### 9-0 Overall; 7-0 Pac-12 North

Date	Opponent (TV)	Score/Time
Sept. 3	San Jose State (CSNBA)	W, 57-3
Sept. 10	at Duke (ESPNU)	W, 44-14
Sept. 17	at Arizona* (ESPN)	W, 37-10
Oct. 1	UCLA* (FSN)	W, 45-19
Oct. 8	Colorado* (Versus)	W, 48-7
Oct. 15	at Washington State* (Versus)	W, 44-14
Oct. 22	Washington* (22) (ABC)	W, 65-21
Oct. 29	at USC* (20) (ABC)	W, 56-48 (3OT)
Nov. 5	at Oregon State* (ABC)	W, 38-13
Nov. 12	Oregon* (ABC)	5:00 p.m.
Nov. 19	California*	TBA
Nov. 26	Notre Dame (ABC/ESPN/ESPNU)	5:00 p.m.
Dec. 2	Pac-12 Championship Game	TBA

## Oregon Ducks

### 8-1 Overall; 6-0 Pac-12 North

Date	Opponent	Score
Sept. 3	vs. LSU	L, 27-40
Sept. 10	Nevada	W, 69-20
Sept. 17	Missouri State	W, 56-7
Sept. 24	at Arizona	W, 56-31
Oct. 6	California	W, 43-15
Oct. 15	Arizona State	W, 41-27
Oct. 22	at Colorado	W, 45-2
Oct. 29	Washington State	W, 43-28
Nov. 5	at Washington	W, 34-17
Nov. 12	at Stanford	
Nov. 19	USC	
Nov. 26	Oregon State	

## Pac-12 Standings

	Conference		Overall	
	W	L	W	L
<b>North Division</b>				
Stanford	7	0	9	0
Oregon	6	0	8	1
Washington	4	2	6	3
California	2	4	5	4
Oregon State	2	4	2	7
Washington State	1	5	3	6
<b>South Division</b>				
USC	4	2	7	2
Arizona State	4	2	6	3
UCLA	4	2	5	4
Utah	2	4	5	4
Arizona	1	6	2	7
Colorado	0	6	1	9

## Games This Week

**Nov. 12**  
Oregon at Stanford  
Washington at USC  
Oregon State at California  
UCLA at Utah  
Arizona State at Washington State

## Stanford Hosts Oregon in Top-10 Matchup

### Cardinal Puts 17-Game Win Streak on the Line Against Ducks

#### The Game

The Stanford Cardinal (9-0, 7-0 Pac-12 North; No. 3 AP; No. 2 USA Today; No. 4 BCS) will put the nation's longest winning streak on the line Saturday against the Oregon Ducks (8-1, 6-0 Pac-12 North; No. 6 AP/USA Today; No. 7 BCS) in one of the most highly-anticipated games of the college football season. The Cardinal has won 17 straight games dating back to last season while the Ducks have reeled off eight straight wins following a season-opening setback to top-ranked LSU. Both teams are coming off road wins last week, with Stanford scoring a 38-13 victory over Oregon State in Corvallis while Oregon downed Washington, 34-17, in Seattle.

#### Television/Radio Plans

Saturday's Stanford-Oregon game will be televised nationally by ABC, with **Brent Musburger** (play-by-play) and **Kirk Herbstreit** (analyst) and **Erin Andrews** (sidelines) calling the action. The game will also be carried live on Stanford's flagship station, KNBR 1050 AM, with **Dave Flemming** (play-by-play), **Todd Husak** (analyst) and **John Platz** (sidelines) handling the broadcasting duties. All radio broadcasts begin one hour prior to kickoff with the Cardinal Tailgate Show and will conclude with the Cardinal Locker Room Report following the game. Stanford student station KZSU will also broadcast Saturday's game. All Stanford radio broadcasts can also be heard on GoStanford.com via the All-Access player.

#### Stanford-Oregon Series

In a series that dates back to 1900, Stanford leads the all-time series with Oregon, 44-29-1. The Ducks have won eight out of the last nine and nine out of the last 11 games between the two schools dating back to 1998, including last year's contest in Eugene, 52-31. Stanford's last two wins in the series have come over top-10 Oregon teams. In 2001, the Cardinal upset the fifth-ranked Ducks, 49-42 in Eugene, handing Oregon its only loss of the season. In 2009, Stanford downed No. 7 Oregon, 51-42 at Stanford Stadium. The Cardinal had the upper hand in the series from 1964-97, posting a 23-8 record, which included a pair of five-game winning streaks (1967-71; 1973-77). Since 1998, Stanford is 2-9 vs. Oregon.

#### Cardinal Clips

- Now 9-0 (7-0 Pac-12 North) after Saturday's 38-13 victory at Oregon State, extending its winning streak to 17 games, an ongoing school-record and the nation's longest streak among FBS teams.
- Ranked No. 3 this week by AP, No. 2 in the USA Today Coaches poll and No. 4 in the BCS standings...have been ranked in the Top 10 of the AP poll for 18 straight weeks, marking the program's longest run as a Top 10 team in school history...enjoying its highest regular season ranking in AP poll since 1970.
- At 9-0, are off to its best start since 1951 and a win over Oregon would give the Cardinal its best start since 1940 (10-0).
- One of five unbeaten teams in the country, along with LSU (9-0), Oklahoma State (9-0), Boise State (8-0) and Houston (9-0).
- Has posted a 34-13 (.723) record since 2008 and are 29-6 (.828) dating back to the 2009 campaign.
- Has won 11 straight home games and is 21-2 in its last 23 home contests dating back to the final home game of the 2007 season.
- Is 7-1 in its last eight games against ranked opponents and have won four straight against ranked foes dating back to last season.
- Rank first in the Pac-12 and third nationally in scoring, averaging 48.22 points a game...have scored 40 or more points 17 times in the last 35 games dating back to the 2009 season...averaging 43.5 ppg (958 total) over the last 22 contests...on pace to break the school's scoring record for a third straight year.
- Have scored 159 points in its last three games (53.0) against Washington (65), USC (56) and Oregon State (38).
- Rank second in the Pac-12 and 17th nationally in rushing offense at 224.67...rushed for a school-record 446 yards against Washington.
- Offense has had just seven three-and-outs all season.
- Leads the Pac-12 in four defensive categories -- rushing defense (78.89), total defense (324.0), scoring defense (16.56) and red zone defense (0.67)...rush defense ranks t-3rd nationally.
- Defense has held the opponent to just 10 points in the first quarter and just 26 points in the third quarter this season.
- Has outscored its last 22 opponents 480-158 in the first half...last trailed at halftime vs. Notre Dame in 2009 (24-20)...were tied at the half last year against USC (14-14) and Arizona State (7-7).
- Was 5 for 5 in the red zone vs. Oregon State and have come away with points on all 52 trips to the red zone this season (41 TDs, 11 FGs)...rank first nationally in red zone offense.



**Head Coach David Shaw**

Stanford '94  
 9-0 Overall at Stanford • First Season  
 7-0 Pac-12 at Stanford • First Season  
 9-0 Career Record • First Season

**Shaw Quick Facts**

- Named Bradford M. Freeman Director of Football on January 13, 2011, becoming the 34th head coach in Stanford history.
- He is the fifth alum to hold the position of head football coach, joining Charles Fickert (1901), Carl Clemans (1902), Chuck Taylor (1951-57) and Paul Wiggan (1980-83).
- Four-year letterwinner (wide receiver) at Stanford from 1991-94...member of Stanford's 1991 Aloha Bowl team coached by Denny Green...also was a member of the Cardinal's 1992 Blockbuster Bowl-winning team coached by Bill Walsh...finished his career with 57 catches for 664 yards and five TDs.
- Earned his degree in sociology.
- Previously served as Stanford's offensive coordinator for past four seasons (2007-10)...Stanford set school scoring records each of the past two seasons...team scored 40 or more points in 11 games during his time as offensive coordinator.
- Play-calling ability in the red zone helped Stanford convert on a national-best 57.6 percent of its chances inside the 20-yard line.
- Tutored five running backs that combined for the second-highest rushing total (2,063 yards) in school history in 2010.
- Prior to his appointment at Stanford, served as wide receivers and passing game coordinator at the University of San Diego, where he helped guide the nation's top Division I-AA offense that paced the Toreros to the Pioneer League championship and NCAA Division I-AA Mid Major title.
- Coaching resume also includes nine years of NFL experience with the Philadelphia Eagles (1997), Oakland Raiders (1998-2001) and Baltimore Ravens (2002-05).
- David's father, Willie, had two separate coaching stints at Stanford (1974-76; 1989-91) during his 33-year coaching career, which also included stops with the Detroit Lions, Kansas City Chiefs, Minnesota Vikings, New Orleans Saints, Oakland Raiders, San Diego Chargers and St. Louis Rams.
- Union City, Calif.-native was born in San Diego... wife Kori...three children--Keegan, Carter and Gavin.

**Probable Starters**

**Offense**

Pos.	No.	Player	Notes
WR	89	Ty Montgomery	Takes over for the injured Chris Owusu
LT	55	Jonathan Martin	Lombardi Award semifinalist.
LG	54	David Yankey	Impressive as first year starter.
C	64	Sam Schwartzstein	Has studied behind Chase Beeler for last two seasons
RG	52	David DeCastro	Strong Outland Trophy and Lombardi Award candidate.
RT	73	Cameron Fleming	Missed the Oregon State game with an injury
-or-	77	Tyler Mabry	Made first career start at Oregon State
TE	82	Coby Fleener	Mackey Award candidate; 8 of 20 catches are TDs
-or-	11	Levine Toilolo	Four TD receptions are tied for second on the team
QB	12	Andrew Luck	Stanford is 7-1 vs. ranked teams under his leadership
RB	33	Stepfan Taylor	Averaging 99.0 yards a game on the ground; 8 TDs
FB	85	Ryan Hewitt	Of his 29 touches, 22 have been for first downs or TDs
WR	17	Griff Whalen	Team's leading receiver with 36 receptions for 534 yards

**Defense**

Pos.	No.	Player	Notes
DE	98	Matt Masifilo	Lone returning starter on D-line
NT	99	Terrence Stephens	Played behind Sione Fua last season
DE	49	Ben Gardner	Tied for 7th in Pac-12 in TFL (0.81)
ILB	17	A.J. Tarpley	Recovered fumble in end zone to preserve USC win
ILB	35	Jarek Lancaster	First-year starter at ILB; team-high 50 tackles
OLB	44	Chase Thomas	Team high 12.5 TFL, including 6.5 sacks
OLB	93	Trent Murphy	Has 4.5 TFL among his 25 total stops
LC	6	Terrence Brown	Has started last six games; 32 tackles on the year
RC	27	Johnson Bademosi	Team's third leading tackler with 40 stops
SS	26	Delano Howell	Has missed the last three games with injury
-or-	8	Jordan Richards	First year player has 28 stops on the year
-or-	5	Devon Carrington	Has 25 tackles and two fumble recoveries
FS	3	Michael Thomas	Team's second leading tackler with 44; has two INTs

**Specialists**

Pos.	No.	Player	Notes
K	19	Jordan Williamson	Is 11-for-12 in field-goal tries with a long of 45
-or-	46	Eric Whitaker	Is 3-for-3 in field goal tries filling in for Williamson
P	38	David Green	Averaging 41.5 on 20 punts this year
LS	45	Andrew Fowler	Takes over for three-year starter Zach Nolan
HLD	36	Daniel Zychlinski	Steady last year in same role
KR	88	Ty Montgomery	Ranks 15th nationally in KOR average at 29.3
PR	4	Drew Terrell	Ranks 10th nationally at 13.8 per return

**Stanford's Statistical Leaders**

**Rushing**

Player	GP	Att.	Yards	Avg.	TD	Avg/G
Stepfan Taylor	9	147	891	6.1	8	99.0
Tyler Gaffney	9	54	346	6.4	6	38.2
Anthony Wilkerson	9	50	253	5.1	3	28.1
Jeremy Stewart	9	41	166	4.0	7	18.4

**Passing**

Player	GP	Comp.	Att.	Int.	TD	Yards
Andrew Luck	9	194	272	5	26	2,424
Brett Nottinghamham	6	5	8	0	1	78
Robbie Picazo	1	3	3	0	0	15

**Receiving**

Player	GP	Rec.	Yards	Avg.	TD	LG
Griff Whalen	9	36	534	14.8	2	32
Chris Owusu	9	35	376	10.7	2	43
Zach Ertz	8	22	308	14.0	3	26
Ryan Hewitt	9	22	194	8.8	4	31
Coby Fleener	9	20	431	21.5	8	62

**Defense**

Player	UA-A-T	TFL	SKS	Int.	FR	FF
Jarek Lancaster	26-22-50	5.0-20	2.5-14	0	0	0
Michael Thomas	26-18-44	3.5-12	1.0-5	2-89	1-33	0
Johnson Bademosi	30-10-40	0.5-0	0-0	0-0	0-0	2
A.J. Tarpley	20-19-39	1.0-4	0.5-2	1-0	1-0	2



## Stanford at a Glance

### General Information

Location ..... Stanford, Calif.  
 Founded ..... 1891  
 Nickname ..... Cardinal  
 Colors ..... Cardinal and White  
 Enrollment ..... 15,319  
 Stadium ..... Stanford Stadium (50,000)  
 Conference ..... Pacific-12  
 President ..... John Hennessy  
 Director of Athletics ..... Bob Bowlsby  
 Faculty Representative ..... Al Camarillo

### Team Information

2011 Overall Record ..... 9-0  
 Pac-12 North Record ..... 7-0  
 Ranking ..... 3rd AP/2nd USA Today/4th BCS  
 2010 Bowl Appearance ..... Discover Orange  
 Result ..... d. Virginia Tech, 40-12  
 Offensive Formation ..... Multiple  
 Defensive Formation ..... 3-4  
 Letterwinners Returning ..... 56 (28/25/3)  
 Letterwinners Lost ..... 20 (10/8/2)  
 Starters Returning ..... 12 (5/6/1)  
 Starters Lost ..... 13 (6/5/2)

### Football Communications Staff

Sr. Asst. AD/Communications ..... Jim Young  
 Office ..... 650-721-1989  
 E-Mail ..... jfyoung@stanford.edu  
 Asst. Director ..... Niall Adler  
 Office ..... 650-725-2959  
 E-Mail ..... nadler@stanford.edu

### Coaching Staff

Head Coach ..... David Shaw  
 Record at Stanford ..... 9-0  
 Career Record ..... 9-0  
 Assoc. HC/Co-D Coord. .... Derek Mason  
 O-Coord./QBs ..... Pep Hamilton  
 Co-D-Coord./ILB ..... Jason Tarver  
 Outside Linebackers ..... Lance Anderson  
 Defensive Line ..... Randy Hart  
 Offensive Line ..... Mike Bloomgren  
 Running Backs ..... Mike Sanford  
 Special Teams/Recruiting ..... Brian Polian  
 Tight Ends/O-Tackles ..... Ron Crook  
 Offensive Assistant ..... Nick Holz  
 Offensive Assistant ..... Aaron Moorehead  
 Offensive Assistant ..... Morgan Turner  
 Defensive Assistant ..... Tavita Pritchard  
 Defensive Assistant .... Chester McGlockton  
 Graduate Assistant ..... Jordan Sundheim

### Strength and Conditioning

Sports Performance Coord. .... Shannon Turley  
 Assistant ..... Hans Straub  
 Assistant ..... Scott Sacuskie  
 Assistant ..... Kevin Blaugrund

## Stanford Notebook

### Stanford Plays Host to Oregon in Pac-12 North Showdown

In one of the most highly-anticipated games of the college football season, Stanford (9-0, 7-0 Pac-12 North) will look to extend its winning streak to 18 games on Saturday when it plays host to the Oregon Ducks (8-1, 6-0 Pac-12 North). Kickoff is set for 5:00 p.m. at Stanford Stadium/Foster Field (50,360) and the game will be televised nationally by ABC.

A win would give Stanford its first 10-0 start since 1940, when the Indians won its first 10 games of the year under Clark Shaughnessy, and extend the Cardinal's winning streak to 18 games, an ongoing school record and longest active streak in the country.

Stanford has won 11 straight home games since suffering its last home defeat to California in the 2009 Big Game. The Cardinal is 21-2 in its last 23 home games at Stanford Stadium.

### Welcome ESPN's College Game Day

ESPN's College Game Day will make its first-ever appearance at Stanford this Saturday. College Game Day, featuring Chris Fowler, Kirk Herbstreit, Lee Corso, Desmond Howard and Erin Andrews, airs from 7-9:00 a.m. on ESPN.

### The Start

At 9-0, Stanford is off to its best start since 1951, when **Chuck Taylor's** Indians won its first nine games on its way to the Pacific Coast Conference championship and a berth in the Rose Bowl.

The last time a Stanford team won its first 10 games to start the season was in 1940, when Clark Shaughnessy's squad posted a 10-0-0 record, culminating in a 21-13 victory over Nebraska in the Rose Bowl.

Stanford finished the 1940 season ranked No. 2 behind Michigan State in the final AP poll.

### Last Meeting: Oregon 52, Stanford 31; Oct. 2, 2010

In a battle of unbeaten and top-10 ranked teams, fourth-ranked Oregon scored 28 unanswered points in the second half to defeat ninth-ranked Stanford, 52-31, before a sellout crowd at Autzen Stadium.

The Ducks rolled up 626 yards in total offense, which was the eighth highest total ever allowed by Stanford. Of the 626 yards, 388 came on the ground, which marked the fifth highest rushing opponent total in school history.

Stanford took advantage of two Oregon turnovers in the first quarter to build a 21-3 lead. After Oregon took a 3-0 lead, the Cardinal marched 70 yards in 11 plays culminating in a 18 yard touchdown pass from **Andrew Luck** to **Griff Whalen** to take a 7-3 lead.

The Ducks fumbled the ensuing kickoff and the Cardinal regained possession on the 12 yard line. Facing a third and eight play, Luck ran around left end for a touchdown to increase Stanford's lead to 14-3 at the 4:02 mark of the first quarter.

On Oregon's next possession, linebacker **Chase Thomas** intercepted a **Darron Thomas** pass at the Ducks 46 yard line. Stanford wasted no time in capitalizing, as **Stepfan Taylor** broke loose for a 44 yard touchdown run to give the Cardinal a 21-3 lead.

After the Ducks closed the lead to 21-17, Luck connected with tight end **Coby Fleener** on a 36-yard touchdown at the 7:30 mark of the second quarter to give the Cardinal a 28-17 lead.

A 46 yard field goal by **Nate Whitaker** as time expired in the first half gave Stanford a 31-24 lead at intermission.

The second half belonged to Oregon, as the Ducks compiled 481 of its 626 yards of total offense in the second half and scored 28 unanswered points to hand Stanford its first loss of the season.

Oregon running back **LaMichael James** finished the game with 257 yards and three touchdowns while Thomas completed 20-of-29 passes for 238 yards and three touchdowns to lead the high-powered Duck offense. Thomas also rank for 117 yards on 15 carries.

Luck completed 29-of-46 passes for 341 yards and two touchdowns, but was also intercepted twice. Taylor finished the game with a career high 113 yards on 17 carries.

**Taylor Skaufel** had a team-high 10 tackles for Stanford.

### The Polls

Stanford is ranked third by the Associated Press and second in the USA Today Coaches polls this week. For the second consecutive week, the Cardinal is ranked No. 4 in the BCS standings.

It marks Stanford's highest regular season AP ranking since 1970, when the Indians were ranked No. 3 heading into an Oct. 3 game against Purdue, which it lost, 26-14.

Stanford has been ranked in the AP poll for 24 consecutive weeks since the Sept. 5th poll of 2010, marking the program's longest continuous stay in the AP poll since 1991-93 (26 weeks). Stanford's longest continuous run in the AP poll was during the 1969-72 seasons, when the program spent 43 consecutive weeks in the Top 20.

Stanford has been ranked in the Top 10 of the AP poll for 17 consecutive weeks dating back to last season, marking the Cardinal's longest run as a Top 10 team in school history (previous was eight in 1940).



**Breaking Down Stanford**

<b>SCORING</b> .....	434
Points Per Game.....	48.2
<b>FIRST DOWNS</b> .....	228
Rushing.....	94
Passing.....	120
Penalty.....	14
<b>RUSHING YARDAGE</b> .....	2022
Rushing Attempts.....	355
Average Per Rush.....	5.7
Average Per Game .....	224.7
TDs Rushing .....	26
<b>PASSING YARDAGE</b> .....	2530
Comp-Att-Int.....	203-284-5
Average Per Pass.....	8.9
Average Per Game .....	281.1
TDs Passing.....	27
<b>TOTAL OFFENSE</b> .....	4552
Total Plays .....	639
Average Per Play .....	7.1
Average Per Game .....	505.8

**Breaking Down Oregon**

<b>SCORING</b> .....	441
Points Per Game.....	46.0
<b>FIRST DOWNS</b> .....	214
Rushing.....	122
Passing.....	77
Penalty.....	15
<b>RUSHING YARDAGE</b> .....	2686
Rushing Attempts.....	384
Average Per Rush.....	7.0
Average Per Game .....	298.4
TDs Rushing .....	26
<b>PASSING YARDAGE</b> .....	1910
Comp-Att-Int.....	137-234-5
Average Per Pass.....	8.2
Average Per Game .....	212.2
TDs Passing.....	25
<b>TOTAL OFFENSE</b> .....	4596
Total Plays .....	618
Average Per Play .....	7.4
Average Per Game .....	510.7

**Next Opponent**

**California Golden Bears**

**5-4 Overall; 2-4 Pac-12 North**

Date	Opponent	Score
Sept. 3	Fresno State.....	W, 36-21
Sept. 10	at Colorado .....	W, 36-33
Sept. 17	Presbyterian.....	W, 63-12
Sept. 24	at Washington.....	L, 23-31
Oct. 6	at Oregon .....	L, 15-43
Oct. 13	USC .....	L, 9-30
Oct. 22	Utah .....	W, 34-10
Oct. 29	at UCLA .....	L, 14-31
Nov. 5	Washington State .....	W, 30-7
Nov. 12	Oregon State	
Nov. 19	at Stanford	
Nov. 25	at Arizona State	

**Winning Streak**

Stanford has won a school-record 17 straight games dating back to last season, which is the longest active winning streak in the nation.

During the streak, the Cardinal has outscored its opposition 735-268 (+467) and has scored 40 or more points in 11 of the 17 games.

**The Win Total**

Stanford has posted a 34-13 (.723) record over the last three-plus seasons, finishing 5-7 in 2008, 8-5 in '09, 12-1 last season -- along with this year's 9-0 start.

The Cardinal has also posted a 21-4 (.840) record in conference play over the last three seasons (6-3 in 2009; 8-1 in '10; 7-0 in '11). The 21 conference wins over the last three seasons rank second only to Oregon's 23 during that same period.

Stanford has secured its third straight winning season, marking the first time the Cardinal strung together three straight winning campaigns since 1968-78, when it recorded 11 consecutive winning seasons.

**Stanford vs. Ranked Opponents**

With its 56-48 victory over No. 20 USC two weeks ago, Stanford improved to 7-1 in its last eight games against ranked opponents. The Cardinal has won four straight games against ranked opponents, including a 2-0 mark this season with wins over No. 22 Washington and No. 20 USC.

After falling to No. 4 Oregon, 52-31 on Oct. 2 in Eugene, the Cardinal posted wins over No. 13 Arizona (42-17), No. 12 Virginia Tech (Orange Bowl), No. 22 Washington (65-21) and No. 20 USC (56-48).

Stanford was 3-0 against ranked opponents in 2009, defeating No. 24 Washington (31-14), No. 7 Oregon (51-42) and No. 11 USC (55-21).

**Stanford in Top-10 Matchups**

Saturday's game against Oregon will mark the sixth time in school history Stanford has faced an opponent when both teams were ranked in the Top 10 of the AP Poll, with the Cardinal holding a 3-2 edge in such games. It also marks the second straight season Stanford and Oregon have faced each other as Top 10 teams. Here's a look at Stanford's five previous Top 10 matchups...

1941	No. 2 Stanford 21, No. 7 Nebraska 13 (Rose Bowl)
1951	No. 7 Stanford 27, No. 6 USC 20
1952	No. 7 Stanford 7, No. 4 Illinois 40 (Rose Bowl)
1970	No. 10 Stanford 34, No. 4 Arkansas 28
2010	No. 9 Stanford 31, No. 4 Oregon 52

**The Home Record**

The Cardinal has won 11 straight games at Stanford Stadium and is 21-2 in its last 23 home contests dating back to the final home contest of the 2007 season.

In four home games this season against San Jose State (57-3), UCLA (45-19), Colorado (48-7) and Washington (65-21), Stanford is outscoring its opposition 215-50.

The Cardinal posted a 6-0 record at home last season, marking the program's first undefeated home season since 1977 and ninth all-time at Stanford Stadium (1924, '26, '30, '33, '34, '40, '69, '77, '10).

The Cardinal is averaging 41.4 points a game (911 total) over its last 22 home games (2008-11) while allowing 20.4 (449).

Stanford has also won eight straight road games (non-neutral sites) and is 10-1 in its last 11 roadies. It's current eight-game road winning streak is the longest in school history since 1933-35.

**High-Scoring Cardinal**

Stanford has scored 161 points in its last three games (53.7) against Washington (65), USC (58) and Oregon State (38).

The Cardinal is averaging 48.22 points (434 total) and ranks first in the Pac-12 and third nationally in scoring average, trailing only Houston (52.67) and Oklahoma State (50.11) among the national leaders.

Stanford has scored 40 or more points 17 times in its last 35 games dating back to the 2009 season and has scored 50 or more seven times during that same stretch. The team is averaging 43.50 (958 total) points over its last 22 contests.

Stanford has set school scoring records each of the last two seasons, tallying 524 points last season and 461 in 2009, and is on pace to surpass last year's record-setting scoring total.

**Defensive Doings**

Stanford ranks first in the Pac-12 in four defensive categories, including rushing defense (78.89), total defense (324.0), scoring defense (16.56) and red zone defense (0.67) while ranking second in sacks-per-game (3.11), third down conversion percentage (29.91) and fewest first downs allowed (16.89). Stanford also ranks third in the Pac-12 in tackles-for-loss per game (7.22).

Stanford's rushing defense ranks t-third nationally behind Alabama (56.33) and LSU (78.78) while it also ranks in the Top 20 nationally in scoring defense (11th), total defense (18th), tackles-for-loss (22nd), sacks per game (t-9th), third down conversion defense (5th) and first downs allowed (18th).

Stanford's defense has allowed just 205 points in its last 15 contests (13.67) dating back to last season.



**Ticket Information**

Tickets for all Stanford games may be purchased Monday through Friday at the Stanford Stadium Ticket Office from 9:00 a.m. to 4:00 p.m., on-line at [gostanford.com](http://gostanford.com) and by phone at 1-800-STANFORD. Season tickets are currently available and may be purchased over the phone or on-line. Group tickets are also available by phone. Individual game tickets are also available by phone, on-line or at the Stanford Athletics Ticket Office. Reserved seat season tickets start at \$130 and Family Plan season tickets are available for \$170. Reserved individual game tickets start as low as \$20.

**Practices and Interviews**

All interview requests for Stanford players and members of the coaching staff should be arranged through either Jim Young or Niall Adler in the Athletic Communications Department. Outside of his regularly scheduled appearance at Tuesday's media luncheon, the best time to obtain an interview with head coach Coach Shaw is at the conclusion of practice or by special appointment. Stanford players are available to the media on Tuesday and Wednesday only at the conclusion of practice. A reminder, members of the media are not permitted to contact players in their dorm rooms, on their cell phones or via social networks.

**Tuesday Media Luncheon**

Each Tuesday during the season, Stanford head coach David Shaw and selected student-athletes will meet with the media at a weekly luncheon in the Hall of Fame room located in the Arrillaga Family Sports Center. The luncheon begins at 11:30 a.m.

**Inside Stanford Sports**

Fans will have the opportunity to talk directly to head coach David Shaw and players throughout the season on "Inside Stanford Sports With David Shaw," a 60-minute call-in show that will air on KNBR 1050 AM on select Monday's throughout the season at the Gordon Biersch Brewery Restaurant, 640 Emerson Street in Palo Alto.

**Pac-12 Conference Call**

The Pac-12 holds a weekly teleconference with all of the head coaches every Tuesday during the season beginning at 10:00 a.m. Stanford head coach David Shaw is available on the call at 10:10 a.m. Please call the Pac-12 office or a member of the Stanford Athletic Communications Department to obtain the telephone number to access the call. Here's the call schedule for the 2011 season...

- 10:00 a.m. Jon Embree, Colorado
- 10:10 a.m. David Shaw, Stanford**
- 10:20 a.m. Mike Stoops, Arizona
- 10:30 a.m. Mike Riley, Oregon State
- 10:40 a.m. Kyle Whittingham, Utah
- 10:50 a.m. Rick Neuheisel, UCLA
- 11:00 a.m. Dennis Erickson, ASU
- 11:10 a.m. Paul Wulff, Washington State
- 11:20 a.m. Chip Kelly, Oregon
- 11:30 a.m. Steve Sarkisian, Washington
- 11:40 a.m. Jeff Tedford, California
- 11:50 a.m. Lane Kiffin, USC

**21 or Fewer**

Stanford has limited 14 of its last 15 opponents to 21 points or fewer. The Cardinal has held the opposition to 10 points or fewer five times in the last 15 games.

**Scoring First**

Stanford has scored first in 21 of its last 23 games dating back to last season. The Cardinal has come away with points on its first drives in 15 of its last 23 games (9 FGs, 6 TDs). Stanford has trailed in just one game this season (USC).

**Three and Outs**

Stanford's offense has had just seven three-and-outs all season. The Cardinal has punted just 23 times this season, which is tied with Army for the second fewest punt attempts in the nation behind Baylor (18). In addition, Stanford ranks first in the Pac-12 Conference and fourth nationally in third down conversion percentage (53.39; 63-118) and are tied for 10th nationally in first downs per game (25.11).

**Red Zone Efficiency**

Stanford was 5 for 5 in the red zone at Oregon State and has cashed in on all 52 trips in the red zone this season (41 TDs, 11 FGs). The Cardinal leads the nation in red zone efficiency with LSU ranking second at .980 (41-42).

**Fast Starts**

Stanford has outscored its last 22 opponents 480-158 in the first half, including 179-68 this season. The Cardinal outscored its opposition 301-90 in the first half last season and 267-156 in 2009.

**Scoring Margins**

Stanford has won 11 of its last 12 games by 25 points or more and its average margin of victory in its last 12 games has been by 32.1 points (386 total).

Prior to its eight point, overtime victory over USC, Stanford had won 10 straight games by 25 points or more, which was a school-record and the longest streak of its kind in college football since 1936.

Stanford's last 29 victories dating back to the 2009 season have come by a margin of 25.9 (753 total) points, while its six losses have been by a margin of just 8.8 points (53 total). Stanford is 8-8 in its last 16 games decided by a touchdown or less.

**Controlling the Clock**

Stanford held the ball for 40:20 against Oregon State and has won the time of possession in 18 of its last 22 games dating back to last season. The Cardinal ranks first in the Pac-12 and ranks 11th nationally in time of possession, holding the ball for an average of 33.17 per game. Stanford led the nation last year in time of possession, holding the ball for an average of 34:34 per game.

**What a Rush**

The Cardinal ranks second in the Pac-12 and 17th nationally in rushing offense, averaging 224.67 yards per game. Stanford's rushing average trails only Oregon (298.44) among Pac-12 teams.

The Cardinal features three backs -- **Stepfan Taylor** (99.0), **Tyler Gaffney** (38.2) and **Anthony Wilkerson** (28.1) -- who are averaging 25.0 yards or more per game. Taylor ranks third in the conference behind Oregon's LaMichael James (151.57) and Washington's Chris Polk (121.78) in rushing average.

Stanford rushed for a school-record 446 yards on 44 carries against Washington, breaking the previous single-game record of 439 yards, set at Oregon State in 1981. The rushing total of 446 yards marked the fourth-best rushing performance on the season among FBS teams.

Taylor (138) and Gaffney (career-high 117) rushed for more than 100 yards, marking the 10th time in school history two Stanford backs had rushed for 100 or more yards in the same game. **Toby Gerhart** (116) and **Anthony Kimble** (110) were the last duo to accomplish the feat at Arizona, in 2008.

Stanford has recorded three of the school's top four rushing marks over the last three seasons, rushing for a school-record 2,837 yards in 2009, 2,779 yards last season and 2,395 yards in 2008.

**Run-First Offense**

Of Stanford's 639 plays from scrimmage this season, 355 (55.5) have been running plays while 284 (44.5) have been pass plays. Since 2009, Stanford has rushed the ball on 59.3 percent of its offensive plays (1426-2402).

**Happy Returns**

Stanford ranks third in the Pac-12 Conference in both kickoff return (24.56) and punt return average (12.79).

Ty Montgomery leads the Pac-12 and is ranked 15th nationally in KOR average at 29.27 (15-439-1TD), including a 96-yard KOR for a touchdown on the final play of the game at Washington State. **Drew Terrell** ranks second in the conference and 10th nationally in punt return average at 13.8 (13-180).



### Associated Press Top 25

RK	Team	Record	PTS	PVS
1.	LSU (59)	9-0	1,499	1
2.	Oklahoma State	9-0	1,398	3
3.	<b>STANFORD</b>	<b>9-0</b>	<b>1,369</b>	<b>4</b>
4.	Alabama	8-1	1,334	2
5.	Boise State (1)	8-0	1,288	5
6.	Oregon	8-1	1,184	6
7.	Oklahoma	8-1	1,138	7
8.	Arkansas	8-1	1,107	8
9.	Clemson	8-1	979	11
10.	Virginia Tech	8-1	885	12
11.	Houston	9-0	804	14
12.	Penn State	8-1	725	16
13.	Michigan State	7-2	718	15
14.	Georgia	7-2	657	18
15.	South Carolina	7-2	654	10
16.	Wisconsin	7-2	602	19
17.	Kansas State	7-2	546	17
18.	USC	7-2	5-2	21
19.	Nebraska	7-2	491	9
20.	Georgia Tech	7-2	340	22
21.	Texas	6-2	313	NR
22.	Michigan	7-2	264	13
23.	Cincinnati	7-1	206	23
24.	Auburn	6-3	181	25
25.	Southern Miss	8-1	161	NR

Others Receiving Votes: TCU 56, Ohio State 50, Arizona State 15, Florida State 12, Washington 8, Iowa 4, Notre Dame 4, Baylor 3, West Virginia 1, Tulsa 1, Virginia 1.

### USA Today Coaches Poll

RK	Team	Record	PTS	PVS
1.	LSU (59)	9-0	1,457	1
2.	<b>STANFORD</b>	<b>9-0</b>	<b>1,378</b>	<b>3</b>
3.	Oklahoma State	9-0	1,359	4
4.	Alabama	8-1	1,286	2
5.	Boise State	8-0	1,242	5
6.	Oregon	8-1	1,180	6
7.	Oklahoma	8-1	1,141	7
8.	Arkansas	8-1	1,075	8
9.	Virginia Tech	8-1	955	11
10.	Clemson	8-1	946	12
11.	Houston	9-0	828	14
12.	Penn State	8-1	799	15
13.	Michigan State	7-2	696	16
14.	Wisconsin	7-2	654	17
15.	South Carolina	7-2	618	10
16.	Georgia	7-2	572	20
17.	Nebraska	7-2	530	9
18.	Cincinnati	7-1	386	22
19.	Georgia Tech	7-2	354	23
20.	Texas	6-2	339	25
21.	Michigan	7-2	334	13
22.	Kansas State	7-2	328	19
23.	Southern Miss	8-1	301	24
24.	TCU	7-2	115	NR
25.	Auburn	6-3	109	NR

Others Receiving Votes: Arizona State 49, Florida State 44, Notre Dame 22, Ohio State 22, Washington 10, Iowa 8, Texas A&M 6, West Virginia 6, Baylor 3, Rutgers 2, Virginia 1, Miami (FL) 1, Arkansas State 1.

### Tracking Stanford in the Polls

Date	AP	USA Today	BCS
Preseason	7th	6th	--
Sept. 6	6th	6th	--
Sept. 11	6th	6th	--
Sept. 18	5th	5th	--
Sept. 25	6th	4th	--
Oct. 2	7th	4th	--
Oct. 9	7th	5th	--
Oct. 16	7th	5th	8th
Oct. 23	4th	3rd	6th
Oct. 30	4th	3rd	4th
Nov. 6	3rd	2nd	4th

### Best Foot Forward

**Jordan Williamson** (11-12) and **Eric Whitaker** (3-3) are a combined 14 for 15 in field-goal attempts this season. Whitaker was named the Pac-12's Special Teams Player of the Week after making both of his FG tries at USC (33 and 29) and all six of his PATs. Over the last four seasons, Stanford kickers have combined to make 61-of-73 (.836) of their field-goal attempts.

### Luck in Stanford's Record Books

Quarterback **Andrew Luck** continues his assault on Stanford's all-time career and single-season passing records. He currently ranks third all-time with 8,337 passing yards, trailing only Steve Stenstrom (10,531) and John Elway (9,349) on the school's all-time list.

His three touchdown passes at Oregon State ran his career total to 71, leaving him in third place all-time, one behind Stenstrom and six behind Elway. His 27 touchdown passes this season rank second all-time and are just five shy of tying his own single-season mark of 32 set last season.

With his performance at Oregon State, Luck moved past Elway into second place on the school's all-time career list with 9,291 yards in total offense.

He also tops Stanford's all-time career list for completion percentage (.664) and passing efficiency (163.05).

### Luck Ranks as Stanford's All-Time Winningest Quarterback

Stanford is 29-5 (.853) with **Andrew Luck** as its starting quarterback. Luck's 29 wins as a starter are the most all-time among Stanford quarterbacks, ahead of **Steve Stenstrom** (24) and **Jim Plunkett** (22).

Luck's .853 career winning percentage also ranks first all-time among Stanford quarterbacks and is second to Boise State's **Kellen Moore** among active FBS signal callers.

### Luck Among Active Leaders

**Andrew Luck** ranks in the top-10 among active quarterbacks in various statistical categories, including passing efficiency (2nd; 163.05), passing touchdowns (1-7th; 71), completion percentage (10th; 66.42) and total offense per game (9th; 273.3). He also ranks among the top-15 in touchdowns responsible for (11th; 78), passing yards (11th; 8,337) and total offense (11th; 9,291).

### Good Griff

Senior wide receiver **Griff Whalen** has caught 27 passes for 443 yards and two touchdowns in his last five games against Colorado (4-92-1), at Washington State (7-76), Washington (4-76), at USC (6-102) and at Oregon State (6-87-1). The Sylvania, Ohio, native leads the team in receptions (36) and receiving yards (534).

### Go-To Tight Ends

Tight ends **Coby Fleener** (8), **Levine Toilolo** (4) and **Zach Ertz** (3) have accounted for 15 of Stanford's 27 touchdown receptions this season, with the other eight being distributed among **Ryan Hewitt** (4), **Chris Owusu** (2), **Griff Whalen** (2), **Stepfan Taylor** (2) and **Drew Terrell** (1).

Going back to last year's Orange Bowl win over Virginia Tech, tight ends have combined to catch 19 of Stanford's last 31 touchdown passes. Fleener (16), Ertz (8) and Toilolo (4) have combined for 28 career touchdown receptions.

This season, Stanford's tight end trio of Fleener, Ertz and Toilolo have combined for 54 receptions totaling 949 yards (17.6), including 15 touchdowns. The yardage total accounts for 37.5 percent of the team's receiving yardage (2,530).

### Finding Fleener

Mackey Award candidate **Coby Fleener** is averaging 21.5 yards (20-431) per catch this season and 15.9 yards per catch (82-1307) in his 47 career games. The school record for receiving yards per catch in a single-season is 21.5, held by **Miles Moore**, who caught 38 passes for 816 yards in 1971.

The NCAA single-season record for receiving yards average among tight ends is held by Jay Novacek, who averaged 22.6 yards per catch for Wyoming in 1984.

Fleener's 16 career touchdown receptions rank first all-time among Stanford tight ends and are tied for ninth on the school's all-time career list.

### Taylor's Tale

**Stepfan Taylor** ranks third in the Pac-12 Conference and 33rd nationally in rushing, averaging 99.0 yards per game.

The junior from Mansfield, Texas, has rushed for 100-yards or more 11 times in his career and his 11, 100-yard games are tied with **Anthony Bookman** (1994-97) for third all-time.

His career rushing total of 2,331 yards ranks sixth on Stanford's all-time career charts while his 25 rushing touchdowns are tied for fourth. He needs just one more to tie **Brad Muster** (1984-87) for third all-time. **Toby Gerhart** (2006-09) holds the school's all-time record for rushing touchdowns with 44.

### The O-Line

Stanford's offensive line consisting of center **Sam Schwartzstein**, right guard **David DeCastro**, right tackle **Cameron Fleming**, left tackle **Jonathan Martin** and left guard **David Yankey** has allowed the fewest sacks in the nation along with Oklahoma (0.44; 4 total) while paving the way for a Cardinal running game to average 224.67 yards per game on the ground.



## Squad Analysis

### Letterwinners Returning

#### Offense (28)

Name	Pos.	Yr.	Exp.
Usua Amanam	RB	Jr.-So.	1V
Matt Bentler	LG	5th-Sr.	2V
Kevin Danser	RG	Jr.-So.	1V
<b>David DeCastro</b>	<b>RG</b>	<b>Sr.-Jr.</b>	<b>2V</b>
Zach Ertz	TE	Jr.-So.	1V
<b>Coby Fleener</b>	<b>TE</b>	<b>5th-Sr.</b>	<b>3V</b>
Tyler Gaffney	RB	Jr.-Jr.	2V
Corey Gatewood	WR	5th-Sr.	4V
Ryan Hewitt	FB	Jr.-So.	1V
Sam Knapp	WR	Jr.-So.	1V
<b>Andrew Luck</b>	<b>QB</b>	<b>Sr.-Jr.</b>	<b>2V</b>
Tyler Mabry	OT	5th-Sr.	2V
<b>Jonathan Martin</b>	<b>LT</b>	<b>Sr.-Jr.</b>	<b>2V</b>
Geoff Meinken	FB	Jr.-So.	2V
Josh Nunes	QB	Jr.-So.	1V
Chris Owusu	WR	Sr.-Sr.	3V
Robbie Picazo	QB	Jr.-So.	1V
Jamal-Rashad Patterson	WR	Jr.-Jr.	2V
Jemari Roberts	WR	Jr.-So.	2V
Sam Schwartzstein	C	Sr.-Jr.	2V
Jeremy Stewart	RB	5th-Sr.	4V
Andrew Stutz	RB	Jr.-So.	1V
<b>Stepfan Taylor</b>	<b>RB</b>	<b>Jr.-Jr.</b>	<b>2V</b>
Drew Terrell	WR	Jr.-Jr.	2V
Levine Toilolo	TE	Jr.-So.	1V
Griff Whalen	WR	Sr.-Sr.	3V
Khalil Wilkes	C	Jr.-So.	1V
Anthony Wilkerson	RB	So.-So.	1V

#### Defense (24)

Name	Pos.	Yr.	Exp.
<b>Johnson Bademosi</b>	<b>CB</b>	<b>Sr.-Sr.</b>	<b>3V</b>
Max Bergen	ILB	5th-Sr.	3V
Harold Bernard	CB	Sr.-Jr.	2V
Terrence Brown	CB	Jr.-So.	1V
Barry Browning	CB	So.-So.	1V
Devon Carrington	S	So.-So.	1V
Alex Debnjak	OLB	Sr.-Jr.	2V
Quinn Evans	CB	Sr.-Jr.	2V
Brent Etiz	LB	Jr.-So.	1V
Ben Gardner	DE	Jr.-So.	1V
Jacob Gowan	DT	Jr.-So.	1V
<b>Delano Howell</b>	<b>SS</b>	<b>Sr.-Sr.</b>	<b>3V</b>
Jarek Lancaster	LB	Jr.-So.	1V
Blake Lueders	OLB	So.-So.	1V
Josh Mauro	DL	Jr.-So.	2V
<b>Matt Masifilo</b>	<b>DT</b>	<b>5th-Sr.</b>	<b>3V</b>
Myles Muagututia	S	Jr.-So.	1V
David Parry	DT	So.-So.	1V
Ed Reynolds	S	So.-So.	1V
Brent Seals	S	Jr.-So.	1V
<b>Shayne Skov</b>	<b>ILB</b>	<b>Jr.-Jr.</b>	<b>2V</b>
Terrence Stephens	DT	Jr.-Jr.	2V
<b>Chase Thomas</b>	<b>OLB</b>	<b>Sr.-Jr.</b>	<b>2V</b>
<b>Michael Thomas</b>	<b>FS</b>	<b>Sr.-Sr.</b>	<b>3V</b>

#### Specialists (3)

Name	Pos.	Yr.	Exp.
David Green	P	5th-Sr.	3V
Eric Whitaker	K	Jr.-So.	1V
<b>Daniel Zychlinski</b>	<b>P</b>	<b>Sr.-Jr.</b>	<b>2V</b>

**Bold** face indicates returning starter; 7 games or the majority of games at their position.

Stanford also ranks first in the nation in fewest tackles-for-loss allowed per game (2.00; 18 total).

Stanford's offensive line has allowed just 17 sacks over the last three seasons while paving the way for a ground game to average 218.2 yards per game (7,638 in 35).

Stanford's offensive line has combined to make 95 starts with DeCastro (35) and Martin (33) accounting for 71.5 percent of the starts. Schwartzstein, Fleming and Yankey are first-year starters.

#### Plus Plays

Of fullback's **Ryan Hewitt's** 29 touches this season, 22 have either resulted in first downs (18) or touchdowns (4).

#### First Time Starters

With left guard **Tyler Mabry** making his first career starts at Oregon State, Stanford has featured 16 first-time starters this season. The list includes LG **David Yankey**, C **Sam Schwartzstein**, RT **Cameron Fleming**, FB **Ryan Hewitt**, NG **Terrence Stephens**, DE **Ben Gardner**, OLB **Trent Murphy**, K **Jordan Williamson**, SS **Devon Carrington**, ILB **Jarek Lancaster**, CB **Terrence Brown**, ILB **A.J. Tarpley**, **Jordan Richards**, **Geoff Meinken**, **Eric Whitaker** and Mabry.

#### Hot Ticket

Stanford has sold out three of its four home games this season, including successive sellout crowds of 50,360 against UCLA, Colorado and Washington. With sellouts all but assured for the final three games against Oregon, Cal and Notre Dame, Stanford will have played to soldout crowds for all but one home game (San Jose State) this season.

#### This, That and Other Things

- Stanford's football program received an Academic Progress Rating (APR) of 977 last spring, which was the highest rating in the Pac-12 Conference and a figure that ranked 11th nationally among Football Bowl Subdivision (FBS) institutions.
- Stanford had 65 players card a grade-point average of 3.0 or better last spring quarter.
- Among the team's upperclassmen, 18 different majors are represented on the team, including Architectural Design, Art History, Biomechanical Engineering, Classics, Communication, Economics, Energy Resource Engineering, History, Human Biology, Mechanical Engineering, Management Science & Engineering, Philosophy, Political Science, Product Design, Psychology, Public Policy, Sociology, and STS [Science, Technology & Society].
- Among the team's upperclassmen, 18 are enrolled in engineering majors.
- Players on the Stanford team who graduated valedictorian of their high school include **Andrew Luck**, **Wayne Lyons**, **Brent Etiz** and **John Flacco**.
- Nose guard **Terrence Stephens** competed in the American Idol contest when he was 16, advancing to the second round on the strength of his renditions of "Ain't Too Proud to Beg" by the Temptations and "Over My Head" by the Fray.
- Freshman **Jordan Pratt** spend the last eight years playing professional baseball in the Los Angeles Dodgers organization...the 26-year old made the team as a walk-on this fall.
- Wayne Lyons** graduated from Dillard High School in Fort Lauderdale, Fla., with a 5.1 GPA and completed 43 college credits at Broward College before enrolling at Stanford.
- Although he calls Houston, Texas, home, **Andrew Luck** spent seven years in Frankfurt, Germany, and three in London, England, while his father, **Oliver**, was involved in the World League of American Football.
- Andrew's father, Oliver, now serves as the director of athletics at West Virginia, his alma mater, after a long stint as president of the MLS's Houston Dynamo...his younger sister, Mary Ellen, is a sophomore on Stanford's volleyball team.
- Junior linebacker **Shayne Skov** spent three years prior to high school living with his family in Guadalajara, Mexico, where his mother Terri was receiving treatment for multiple sclerosis...Shayne developed his football skills while playing on concrete lots which were covered with dirt.
- Former Stanford wide receiver/tight end **Cory Booker** (1989-90) serves as the Mayor of Newark, N.J.

## Charting Andrew Luck

**Passing Yardage, Career**

10,531	Steve Stenstrom, 1991-94
9,349	John Elway, 1979-82
<b>8,337</b>	<b>Andrew Luck, 2009-Present</b>
7,669	John Paye, 1983-86
7,544	Jim Plunkett, 1968-70
6,564	Todd Husak, 1996-99
5,946	Guy Benjamin, 1974-77
5,429	Trent Edwards, 2003-06
4,954	Jason Palumbis, 1988-91
4,346	Chris Lewis, 2000-03

**Touchdown Passes, Career**

77	John Elway, 1979-82
72	Steve Stenstrom, 1991-94
<b>71</b>	<b>Andrew Luck, 2009-Present</b>
52	Jim Plunkett, 1968-70

**Completion Percentage, Career**

<b>.664</b>	<b>Andrew Luck, 2009-Present</b>
.633	Steve Dils, 1977-78
.631	Steve Stenstrom, 1991-94
.624	Jason Palumbis, 1988-91
.621	John Elway, 1979-82

**Passing Efficiency, Career**

<b>163.5</b>	<b>Andrew Luck, 2009-Present</b>
142.7	Steve Stenstrom, 1991-94
139.3	John Elway, 1979-82
137.5	Steve Dils, 1977-78
135.0	Randy Fasani, 1999-01

**Total Offense, Career**

9,825	Steve Stenstrom, 1991-94
<b>9,291</b>	<b>Andrew Luck, 2009-Present</b>
9,070	John Elway, 1979-82
7,887	Jim Plunkett, 1968-70
7,538	John Paye, 1983-86
6,428	Todd Husak, 1996-99
5,765	Guy Benjamin, 1975-77
5,628	Trent Edwards, 2003-06
4,701	Jason Palumbis, 1988-91

**Touchdown Passes, Single-Season**

<b>32</b>	<b>Andrew Luck, 2010</b>
27	John Elway, 1980
27	Steve Stenstrom, 1993
<b>26</b>	<b>Andrew Luck, 2011</b>
24	John Elway, 1982
22	Steve Dils, 1978
20	Jim Plunkett, 1969
20	John Elway, 1981

**Most Wins, Starting Quarterback**

<b>29</b>	<b>Andrew Luck, 2009-Present</b>
24	Steve Stenstrom, 1991-94
22	Jim Plunkett, 1968-70

**Best Career Winning Pct., Starting Quarterback**

<b>.853</b>	<b>Andrew Luck (29-5), 2009-Present</b>
.750	Don Bunce (9-3), 1968-71
.719	Jim Plunkett (22-8-2), 1968-70
.692	Steve Dils (9-4), 1977-78
.688	Randy Fasani (11-5), 1998-2001

**Top Passing Games, Career**

423	at Arizona, 2009
370	Colorado, 2011
341	at Oregon, 2010
336	at Washington State, 2011
330	at USC, 2011
325	at Arizona, 2011
316	Sacramento State, 2010
305	Oregon State, 2010
299	Arizona, 2010

## Player Profiles

### Quarterbacks

#### 12 • Andrew Luck, Quarterback, 6-4, 237, Sr.-Jr., Houston, TX

- Heisman Trophy candidate is on preseason watch lists for the Maxwell Award, Walter Camp Player of the Year and Davey O'Brien Award...also listed as preseason Player of the Year by Blue Ribbon and a first team All-American by Playboy...listed first among Rivals/Yahoo! Sports Top 100 college players.
- Has completed 194 of 272 passes (71.3) for 2,424 yards and 26 touchdowns this season...leads the Pac-12 in passing efficiency (174.05) and ranks fifth in passing yards per game (269.3).
- His 26 TD passes this season ranks fourth on Stanford's all-time single-season list...needs six more to equal his own single-season mark of 32 set last season.
- Has thrown 71 career TD passes and now trails only John Elway (77) and Steve Stenstrom (72) on Stanford's all-time career list.
- He has thrown for 8,337 yards in 34 career games, good for third all-time.
- His .664 career completion percentage and 163.5 career passing rating rank first on Stanford's all-time career charts.
- Moved into second place on Stanford's all-time career list in total offense with 9,291 yards...needs 534 more yards to tie Stenstrom for first place.
- Stanford has posted a 29-5 (.853) record in his 34 career starts (missed 2009 Sun Bowl)...boasts the highest winning percentage of any quarterback in school history...the 29 wins as a starter ranks first among all-time among Stanford signal callers...his career .853 (29-5) winning percentage ranks second among active FBS quarterbacks behind Boise State's **Kellen Moore**.
- Has led Stanford to a 7-1 record against ranked opposition since taking over the quarterback duties in 2009.
- Dual threat quarterback has rushed for 954 career yards on 145 carries (6.5 avg.) with seven rushing touchdowns...his career rushing total ranks first all-time among Stanford quarterbacks...finished as Stanford's second leading rusher a year ago with 453 yards.
- Completed 20 of 30 passes for 206 yards and three TDs in a 38-13 win at Oregon State...marked Stanford's 17th consecutive victory, an on-going school-record.
- Engineered his fifth career fourth quarter comeback in Stanford's 56-48 triple overtime victory at No. 22 USC...rallied the Cardinal from deficits of 20-10 (3rd quarter) and 34-27 with 3:08 remaining in regulation to force overtime...completed 29 of 40 passes for 330 yards and three TDs...also ran for 36 yards and a touchdown...was 4 for 4 for 32 yards and one TD in overtime.
- Completed 16-of-21 passes for 169 yards and two TDs in Stanford's 65-21 victory over No. 22 Washington on a night the Cardinal amassed a school-record 446 rushing yards.
- Led Stanford to a school-record 14th consecutive victory against Washington State...completed 23 of 36 passes for 336 yards and four touchdowns in a 44-14 victory...marked the 11th time in his career he had thrown for three or more TDs in a game...completed 13 of 20 passes for 247 yards and four TDs in the second half as the Cardinal pulled away from the Cougars...was named the Pac-12's Offensive Player of the Week for his efforts.
- Completed 26 of 33 passes for 370 yards and three TDs against Colorado...passing total was the second highest of his career...connected twice with fullback Ryan Hewitt and once with wide receiver Griff Whalen for TDs as the Cardinal remained unbeaten.
- Completed 23 of 27 passes for 227 yards and three TDs against UCLA...found tight end Coby Fleener for a pair of TDs, including a 51-yard scoring strike at the 14:15 mark of the third quarter that stretched Stanford's lead to 24-7...closed out the scoring with a five-yard pass to Chris Owusu with 1:51 left in the game...also made an incredible one-handed catch of a pass from Drew Terrell in the first quarter, his second career reception.
- Completed 20 of 31 passes for 325 yards and two TDs in Stanford's 37-10 victory at Arizona...passing total was the third highest of his career.
- Completed 20 of 28 passes for 290 yards and tied a career high with four touchdown passes in a 44-14 victory at Duke...marked the fifth time in his career he threw for four TDs in a game...also marked his third, four TD performance in last four games dating back to last season.
- Opened the season by completing 17 of 26 passes for 171 yards and two TDs against San Jose State...also scored Stanford's first touchdown of the season on a one-yard run with 0:57 left in the first quarter...connected with Zach Ertz on a 13-yard TD pass at the 14:55 mark of the second quarter following a Spartan turnover...two-yard TD pass to Ryan Hewitt gave Stanford a 27-0 lead at the 2:25 mark of the second quarter.
- Was named the 2010 Pac-10 Offensive Player of the Year and was also runner-up for the Heisman Trophy after completing 263 of 372 passes for 3,338 yards and 32 touchdowns...his 70.6 completion percentage set a Stanford and Pac-10 single-season record...quarterbacked the Cardinal to a school-record 12 wins and a No. 4 ranking in the final AP and USA Today Coaches polls last season
- Majoring in architectural design.

#### 7 • Brett Nottingham, 6-4, 215, So.-Fr., Alamo, CA (Monte Vista HS)

- Redshirt freshman has seen action in six of Stanford's nine games this season...has led the Cardinal to two scoring drives resulting in touchdowns in his limited action.
- Has completed 5 of 8 passes for 78 yards and one touchdown.
- Did not see action last season after a stellar career at Monte Vista HS.
- Four-star recruit was a three-year starter Monte Vista...completed 502 of 726 passes for 7,467





## Tracking Taylor

### Rushing Yardage, Career

4,033	Darrin Nelson, 1977-78; 80-81
3,522	Toby Gerhart, 2006-09
2,940	Brad Muster, 1984-87
2,523	Anthony Bookman, 1994-97
2,446	Mike Mitchell, 1993-97
<b>2,331</b>	<b>Stepfan Taylor, 2009-Present</b>
2,178	Glyn Milburn, 1990-92
2,117	Brian Allen, 1998-01
2,039	Kerry Carter, 1999-02
1,940	Anthony Kimble, 2005-08

### Rushing Touchdowns, Career

44	Toby Gerhart, 2006-09
37	Tommy Vardell, 1988-91
27	Brad Muster, 1984-87
<b>25</b>	<b>Stepfan Taylor, 2009-Present</b>
24	Darrin Nelson, 1977-78; 1980-81
23	Kerry Carter, 1999-02

### Rushing Touchdowns, Season

28	Toby Gerhart, 2010
20	Tommy Vardell, 1991
15	Toby Gerhart, 2008
<b>15</b>	<b>Stepfan Taylor, 2010</b>
14	Tommy Vardell, 1990
12	Brad Muster, 1986
11	Skip Face, 1959
11	Darrin Nelson, 1981
10	Lloyd Merriman, 1981

### 100-Yard Game, Career

20	Toby Gerhart, 2006-09
16	Darrin Nelson, 1977-78; 1980-81
11	Anthony Bookman, 1994-97
<b>11</b>	<b>Stepfan Taylor, 2009-Present</b>

### Taylor's Top Rushing Performances

153	at Arizona, 2011
142	Washington State, 2010
138	Washington, 2011
115	Oregon State, 2010
114	vs. Virginia Tech, 2011 (Orange Bowl)
113	at Oregon, 2010
112	UCLA, 2011
108	at Notre Dame, 2010
104	USC, 2010
104	at Washington, 2010
100	at Washington State, 2011

## Stanford in the NFL

Here's a listing of the 15 former Stanford players who are listed as active on various NFL rosters heading into the regular season.

Name	Team
Oshiomogho Atogwe, S	Washington Redskins
Doug Baldwin, WR	Seattle Seahawks
Greg Camarillo, WR	Minnesota Vikings
Jim Dray, TE	Arizona Cardinals
Sione Fua, DT	Carolina Panthers
Toby Gerhart, RB	Minnesota Vikings
Amon Gordon, DT	Kansas City Chiefs
Erik Lorig, TE	Tampa Bay Buccaneers
Owen Marecic, FB	Cleveland Browns
Evan Moore, TE	Cleveland Browns
Richard Sherman, CB	Seattle Seahawks
Alex Smith, TE	Cleveland Browns
Will Svitek, OT	Atlanta Falcons
Leigh Torrence, CB	New Orleans Saints
Ryan Whalen, WR	Cincinnati Bengals

yards and 91 touchdowns during his prep career.

- Undeclared major.

## Running Backs

### 33 • Stepfan Taylor, 5-11, 210, Jr.-Jr., Mansfield, TX (Mansfield HS)

- Stanford's leading rusher with 891 yards on 147 carries (6.1) and eight TDs...ranks third in the Pac-12 and 33rd nationally in rushing average per game (99.0).
- Has four 100-yard games this season vs. Arizona (career high 153), UCLA (112), Washington State (100) and Washington (138) and 11 for his career.
- Ranks sixth on Stanford's all-time career rushing list with 2,331 yards...his 25 career rushing TDs rank fourth all-time...needs two more rushing TDs to tie Brad Muster for third place.
- Has fallen just shy of the 100-yard mark in each of the last two games against USC (99) and Oregon State (95)...his five-yard TD run in the third overtime at USC proved to be the game-winner... capped a 10 play, 76-yard scoring drive to tie the game with :38 left in regulation.
- Rushed for 138 yards and one touchdown on just 10 carries against Washington, as Stanford amassed a school-record 446 yards on the ground in a 65-21 victory over No. 22 Washington... rushing total was the third-highest of his career.
- Finished with 100 yards on 17 carries at Washington State...also caught three passes for 22 yards, including an eight-yard shovel pass from Luck for a TD at the 13:52 mark of the fourth quarter.
- Finished with 112 yards on just 17 carries (6.6) in Stanford's win over UCLA...rushed for two TDs, carrying over from two yards out at the 9:19 mark on the second quarter and from one-yard out at the 10:22 mark of the fourth period...also broke loose on a 36-yard run in the second quarter.
- Rushed for a career-high 153 yards on 22 carries at Arizona...performance was tied for the 33rd best single-game rushing effort in school history.
- Earned honorable mention All-Pac-10 honors after rushing for 1,137 yards on 223 carries (5.1).
- Became the first Stanford sophomore to rush for 1,000 yards since **Darrin Nelson** (1,061) in 1978...was just the sixth back in school history to rush for 1,000 yards in a single-season, joining Nelson (1977, '78, '81), **Brad Muster** (1986), **Jon Volpe** (1988) and **Toby Gerhart** (2008, '09).
- Had seven 100-yard rushing performances last season, including a 142-yard effort against Washington State...became just the second Stanford back in school history to register seven 100-yard games in the same season, joining Gerhart, who closed out his brilliant career with similar efforts.
- Majoring in science, technology and society.

### 32 • Anthony Wilkerson, 6-1, 217, So.-So., Foothill Ranch, CA (Tustin HS)

- Team's third-leading rusher with 253 yards on 50 carries (5.1).
- Finished with a career-high 93 yards and two TDs on 14 carries against No. 22 Washington...broke off a 38-yard run late in the fourth quarter to run Stanford's rushing total to 446 yards, setting a school record.
- Named Stanford's most outstanding freshman last season after running for 408 yards on 89 carries with three TDs.
- Ranked as the team's third leading rusher behind Taylor and Luck.
- Carried 22 times for 83 yards over the first six games of the season and gained 325 yards on 66 attempts over the final seven contests.
- Undeclared major.

### 25 • Tyler Gaffney, 6-1, 216, Jr.-Jr., San Diego, CA (Cathedral Catholic)

- Stanford's second leading rusher with 344 yards on 54 carries and six TDs.
- Has scored touchdowns in seven of nine games this season (Arizona, Washington State).
- Rushed for his sixth TD of the season on a 10-yard run with 6:07 left in the fourth quarter at Oregon State.
- Finished with 36 hard-fought yards on seven carries at USC...scored the game's first touchdown on a 10-yard TD reception from Luck.
- Ran for a career-high 117 yards on nine carries against No. 22 Washington to help the Cardinal set a new single-game rushing record of 446 yards...scored his fifth rushing TD of the season on a four-yard run at the 11:16 mark of the third period.
- Rushed for 255 yards and four TDs on 60 carries last year as a sophomore.
- Was on the receiving end of Andrew Luck's single-season record 28th touchdown pass vs. Oregon State...caught the ball in the flat and then raced 52 yards for a touchdown.
- Continues Stanford's long-line of successful two-sport athletes...two-time Pac-10 honorable mention selection in baseball...has compiled a .327 career batting average over 107 games.
- Majoring in sociology.

### 85 • Ryan Hewitt, 6-4, 242, Jr.-So., Denver, CO (J.K. Mullen HS)

- First-year starting fullback has carried seven times for 21 yards this season.
- Ranks as the team's fourth-leading receiver with 22 receptions for 194 yards and four TDs.
- Of his 29 touches this season, 22 have resulted in either a first down or touchdown.
- Matched a season-high with four receptions for 28 yards and a TD at USC...caught a five-yard pass from Luck at the 6:34 mark of the third to bring Stanford to within a field goal at 17-20.
- Caught a season-high four passes for 28 yards and two touchdowns against Colorado...caught a one-yard pass from Luck at the 2:07 mark of the second period and a 10-yarder at the 11:03 mark of the third.
- Majoring in science, technology and society.

### Stanford-Oregon Series Scores

Year	W-L	Score	Site
1900	W	34-0	H
1904	W	35-0	H
1905	W	10-4	H
1920	W	10-0	H
1923	W	14-3	A
1924	W	28-13	H
1925	W	35-13	H
1926	W	29-12	A
1927	W	19-0	H
1928	W	26-12	A
1929	W	33-7	H
1936	T	7-7	H
1937	L	6-7	A
1938	W	27-16	H
1939	L	0-10	A
1940	W	13-0	H
1941	W	19-15	H
1947	L	6-21	H
1948	L	12-20	H
1951	W	27-20	A
1952	L	20-21	H
1953	W	7-0	A
1954	W	18-13	A
1955	W	44-7	H
1956	W	21-7	A
1957	L	26-27	H
1958	L	0-12	A
1959	L	27-28	H
1960	L	6-27	A
1961	L	7-19	H
1962	L	14-28	A
1963	L	7-36	H
1964	W	10-8	A
1965	W	17-14	H
1966	L	3-7	A
1967	W	17-14	H
1968	W	28-12	A
1969	W	28-0	H
1970	W	33-10	A
1971	W	38-10	H
1972	L	13-15	A
1973	W	24-7	H
1974	W	17-0	A
1975	W	33-30	H
1976	W	28-17	A
1977	W	20-10	H
1979	L	7-16	H
1980	W	35-26	A
1981	W	42-3	H
1983	L	7-16	H
1985	L	28-45	A
1986	W	41-7	A
1987	W	13-10	H
1988	L	3-7	A
1989	W	18-17	H
1990	L	0-31	A
1991	W	33-13	A
1992	W	21-7	H
1993	W	38-34	A
1994	L	21-55	H
1995	W	28-21	A
1996	W	27-24 (OT)	H
1997	W	59-48	H
1998	L	28-63	A
2001	W	49-42	A
2002	L	14-41	A
2003	L	0-35	A
2004	L	13-16	H
2005	L	20-44	H
2006	L	10-48	A
2007	L	31-55	H
2008	L	28-35	A
2009	W	51-42	H
2010	L	52-31	A

## Wide Receivers

### 81 • Chris Owusu, 6-2, 198, Sr.-Sr., Westlake Village, CA (Oaks Christian School)

- Team's second leading receiver with 35 catches for 376 yards and two touchdowns.
- Was forced out of the game at Oregon State in the first half after receiving a blow to the head resulting in a concussion.
- Had a season-high seven catches vs. San Jose State and Duke.
- Finished with three catches for 21 yards at USC.
- His seven-catch, 106-yard effort at Duke marked his fourth 100-yard receiving game of his career.
- Has 102 career receptions for 1,532 yards (15.5) and nine receiving TDs in 34 career games.
- Averaging 22.1 yards in his eight kickoff returns this season, including a long of 59 vs. San Jose State...has averaged 27.3 yards (2,132 total) in his 78 career kickoff returns with three TDs... has seven returns of over 50 yards, including a career long of 94 TD vs. San Jose State in 2009... kickoff average ranks first on Stanford's all-time career list while his yardage ranks second all-time in school annals.
- Was limited to just seven games last season due to various injuries...caught 25 passes for 396 yards (15.8) and three TDs in his seven games.
- Majoring in human biology.

### 17 • Griff Whalen, 6-1, 193, Sr.-Sr., Sylvania, OH (Southview HS)

- Team's leading receiver with 36 catches for 534 yards and two TD.
- Has caught 12 passes for 189 yards in the last two games against USC and Oregon State...has caught 27 passes for 443 yards in last five games vs. Colorado (4-92), Washington State (7-76), Washington (4-76), USC (6-102) and Oregon State (6-87-1).
- Totaled a career-high 102 receiving yards against USC.
- Ranked as the team's third-leading pass catcher among wide receivers and tight ends a year ago behind Coby Fleener and Chris Owusu after catching a career-best 17 passes for 249 yards and one touchdown in 13 games (1 start).
- Originally made the team as a walk-on but earned scholarship status last season.
- Great uncle is Hall of Fame pitcher Tom Seaver and great grandfather is Charlie Seaver, former Stanford golfer and one of the most decorated amateur players in his day.
- Majoring in product design.

## Tight Ends

### 86 • Zach Ertz, 6-6, 252, Jr.-So., Danville, CA (Monte Vista HS)

- Third-year sophomore part of terrific tight end trio which includes Coby Fleener and Levine Toilolo.
- Was forced out of the USC game after sustaining a knee injury on the opening kickoff.
- Ranks as Stanford's third-leading receiver with 22 receptions for 308 yards and three TDs.
- His five receptions at Washington State were a career high.
- Caught 16 passes for 190 yards (11.9) and five touchdowns in 13 games last season...five TDs were third on the team behind Doug Baldwin (9) and Coby Fleener (7).
- Pulled down a pair of passes in the Orange Bowl against Virginia Tech, including a 25-yard TD pass from Luck in the second quarter.
- Majoring in management science and engineering.

### 82 • Coby Fleener, 6-6, 254, 5th-Sr., Lemont, IL (Joliet Catholic HS)

- Mackey Award candidate has caught 20 passes for 431 yards (21.5), including a team-high eight TDs this season.
- Making a run at Stanford's single-season record for receiving yards per catch, currently held by Miles Moore, who averaged 21.5 yards per catch in 1971...is also making a bid to break the NCAA single-season record for receiving average among tight ends, set by Jay Novacek of Wyoming in 1984 (22.6).
- Has 82 career receptions for 1,307 yards (15.9) and 16 touchdowns...his 16 career TDs rank first all-time among Stanford tight ends and are 9th on Stanford's all-time career list.
- Pulled down his team-leading eighth TD catch of the season at Oregon State, hauling in a 14-yard pass from Luck with :35 left in the third period.
- Caught four passes for 128 yards and one TD at Washington State...marked his second career 100-yard receiving game and was second only to his career high 173-yard effort in the Orange Bowl.
- Caught two passes for 41 yards against Colorado, including a 37-yard reception from Luck down to the one-yard line that set up Stanford's final TD of the first half.
- Hauled in a season high four passes for 78 yards and two touchdowns against UCLA...was on the receiving end of an 18-yard scoring strike from Luck to open the scoring with nine seconds remaining in the first quarter, making a one-handed grab in tight coverage...also caught a 51-yard pass from Luck at the 14:15 mark of the third period.
- Caught two passes for 63 yards and two TDs at Duke...caught a three-yard TD pass from Luck to open Stanford's scoring at the 10:01 mark of the first quarter and was on the receiving end of Luck's 60-yard scoring strike at the 6:41 mark of the third.
- Caught three passes for 53 yards and a touchdown against San Jose State...closed out the scoring with a 39-yard TD reception from Brett Nottingham with 9:04 left in the game.
- Second team All-Pac-10 selection last season after catching a career best 28 passes for 434 yards and seven TDs...ranked as Stanford's third leading receiver behind Doug Baldwin and Ryan Whalen.
- Caught a career-high six passes for 173 yards and three touchdowns in Stanford's 40-12 victory

## It Happened Against Oregon

**1969** -- Stanford defeats Oregon, 28-0, marking Stanford's first shutout victory over the Ducks since 1953.

**1980** -- After missing the entire 1979 season with a hamstring injury, Darrin Nelson returns for action for the first time in 21 months and rushes for 122 yards in Stanford's 35-25 victory over the Ducks. The game also marked the head coaching debut of Paul Wiggin.

**1981** -- Darrin Nelson breaks Tony Dorsett's NCAA career record for all-purpose yardage in a 42-3 victory over the Ducks at Stanford Stadium. Nelson would finish his brilliant career with 6,885 all-purpose yards, a mark that still ranks first on the school's all-time career charts.

**1985** -- John Paye completes 31-of-47 passes for 408 yards, including three TDs but Stanford drops a 45-28 decision in Eugene. The passing yardage still ranks tied for the fifth highest single-game total in Stanford history and is the highest single-game mark by a Stanford quarterback against Oregon. Brad Muster hauls down 14 of Paye's passes to tie the school's single-game record for receptions.

**1986** -- Brad Muster runs for 151 yards on 25 carries in helping Stanford to a 41-7 victory in Eugene. The rushing yards are a Stanford single-game high against Oregon. Thomas Henley returns an Oregon punt 92-yards for a touchdown in the first quarter, marking the longest punt return for a TD in school history.

**1987** -- Trailing 10-5 with 3:36 left in the game, Stanford marches 68 yards on 12 plays, capped off by Brad Muster's three-yard TD run as the Cardinal rally for a 13-10 victory at Stanford Stadium.

**1989** -- Stanford scores 18 points in the final period, capped off by a game-winning, 37-yard field goal by John Hopkins as time expires to give the Cardinal a 18-17 victory.

**1992** -- Head coach Bill Walsh makes his Stanford Stadium debut in his second stint as Stanford's head coach, as the Cardinal posts a 21-7 victory over the Ducks.

**1993** -- Steve Stenstrom throws for 407 yards and three touchdowns in Stanford's 38-34 victory over the Ducks at Autzen Stadium. The numbers bring Stenstrom's single-season passing yardage to 3,281, breaking the Pac-10 and school record of 3,242 set by John Elway in 1982.

**1995** -- Marlon Evans returns an Oregon kickoff 96 yards for a touchdown in the third quarter to give Stanford a 21-14 lead as the Cardinal hangs on to defeat the 12th-ranked Ducks, 28-21 at Autzen Stadium.

**1996** -- In the first overtime game in Stanford history, the Cardinal pulls out a 27-24 victory as Kevin Miller kicks a 27-yard field goal to give Stanford its first conference win of the season.

**2009** -- Toby Gerhart breaks Stanford's single-game rushing record by running for 223 yards as Stanford upsets No. 7 Oregon, 51-42 at Stanford Stadium. The two teams combined for 1,075 yards in total offense.

- over Virginia Tech in the Orange Bowl.
- Majoring in science, technology and society.

### 11 • Levine Toilolo, 6-8, 262, Jr.-So., La Mesa, CA (Helix HS)

- Has 13 receptions for 216 yards (16.6) and four TDs on the season.
- Caught four passes for 35 yards and a TD at USC...hauled in an 11-yard TD pass from Luck in the second OT period to tie the game at 48-48.
- Both of his receptions at Washington State were for TDs...caught a 10-yard pass from Luck at the 10:58 mark of the third and was on the receiving end of a 26-yard scoring strike at the 1:18 mark of the period.
- Caught four passes for 102 yards and a touchdown at Arizona...was on the receiving end of a 34-yard TD pass from Luck at the 14:54 mark of the fourth period for his first career touchdown.
- Caught one pass for 27 yards on Stanford's second play from scrimmage against Sacramento State last season, however was lost for the remainder of the season after sustaining a knee injury on the play.
- Four-star recruit by both Rivals and Scout.com out of Helix HS in La Mesa.
- Majoring in science, technology and society.

## Defensive Line

### 49 • Ben Gardner, End, 6-4, 239, Jr.-So., Mequon, WI (Homestead HS)

- Hard-working third-year player who emerged as a starting defensive end after strong spring and fall camps.
- Of his 23 total tackles this season, 6.5 have been for lost yardage, including 2.5 sacks.
- Ranks 16th in the Pac-12 in TFL at 0.72.
- Saw action in 11 games last season...saw most of his time on special teams and as a reserve defensive end...finished with three tackles.
- Majoring in science, technology and society.

### 98 • Matt Masifilo, End, 6-3, 280, 5th-Sr., Ewa Beach, HI (Campbell HS)

- Fifth-year senior is the lone returning starter on the defensive line.
- Has 18 tackles on the season, including 3.0 TFL.
- Recovered his first fumble of the season forced by Chase Thomas at the 1:47 mark of the third period at Oregon State.
- Honorable mention All-Pac-10 performer last season...led all interior linemen with 33 total tackles...also had 4.0 sacks among his 4.5 tackles-for-loss.
- Has 73 tackles and 4.0 sacks among his 7.0 tackles for loss in 33 career games (19 starts).
- Majoring in mechanical engineering.

### 99 • Terrence Stephens, Nose Guard, 6-2, 294, Jr.-Jr., Gaithersburg, MD (Quince Orchard HS)

- Takes over the nose guard position following the graduation of Sione Fua.
- Has nine tackles, including 2.5 for lost yardage, after nine games.
- Forced the Curtis McNeal fumble at the goal line to preserve Stanford's 56-48 triple OT victory at USC.
- Saw reserve duty in 12 of 13 games last season...has played in 20 career games.
- Majoring in psychology.

## Linebackers

### 57 • Max Bergen, 6-2, 230, 5th-Sr., East Stroudsburg, PA (East Stroudsburg HS)

- Has started five of nine games this season and ranks seventh on the team in total tackles with 28...also has 1.5 sacks on the year.
- Blocked a Will Oliver field goal attempt against Colorado and returned it 75 yards for a TD to give Stanford its first score against the Buffaloes.
- Had five tackles against UCLA.
- Recorded 21 tackles last season...started the first two games of the season against Sacramento State and UCLA in place of an injured Shayne Skov.
- Majoring in product design.

### 35 • Jarek Lancaster, 6-1, 238, Jr.-So., Helotes, TX (Sandra Day O'Connor HS)

- Has taken over the starting duties at ILB for the injured Shayne Skov.
- Leads the team in total tackles with 50...also has 2.5 sacks among his 5.0 TFL.
- Had a team high seven tackles at Oregon State...
- Matched his career-high with 10 total tackles at USC...also had 10 stops vs. Washington.
- Majoring in psychology.

### 17 • A.J. Tarpley, 6-2, 235, So.-Fr., Plymouth, MN (Wayzata HS)

- Has started each of the last four games at inside linebacker.
- Ranks fourth on the team in total tackles with 39...also has 1.0 TFL and an interception.
- Recorded a career-high nine tackles at USC...also picked off a Matt Barkley pass in the second quarter and recovered Curtis McNeal's fumble in the end zone to preserve the victory over USC.
- Undeclared major.

**Stanford's National Championships**

NCAA championships are commonplace at Stanford University, as Cardinal teams have combined to win 101 NCAA team championships, including 61 men's championships and an NCAA-best 40 women's titles. Stanford teams have combined to capture a national-best 84 NCAA titles since 1980 and 61 since 1990. Stanford has won at least one NCAA championship for 35 consecutive years and has won four national titles in a single year nine times.

Nine different teams have won at least five national titles, including men's tennis (18), women's tennis (17), men's water polo (11), women's swimming and diving (9), men's swimming and diving (8), men's golf (8), women's volleyball (8), synchronized swimming (6) and women's cross country (5). A total of 19 Stanford teams have won at least one national championship after women's rowing captured its inaugural NCAA title 2009.

**Stanford's Championship Facts**

Total National Championships.....	117
Total NCAA Championships .....	101
Men's NCAA championships.....	61
Women's NCAA Championships .....	40
Other National Championships .....	16

**Titles by Sport**

Baseball .....	2
Men's Basketball .....	3
Women's Basketball.....	2
Men's Cross Country.....	4
Women's Cross Country.....	5
Football.....	1
Men's Golf .....	8
Men's Gymnastics.....	5
Women's Rowing.....	1
Women's Lwt. Rowing .....	2
Co-Ed Sailing .....	1
Men's Swimming & Diving.....	8
Women's Swimming & Diving.....	9
Synchronized Swimming .....	6
Men's Tennis.....	18
Women's Tennis .....	17
Men's Track & Field .....	4
Men's Volleyball.....	2
Women's Volleyball.....	6
Men's Water Polo .....	11
Women's Water Polo.....	2

**17 Straight Directors' Cups**

Stanford has won 17 straight Directors' Cups, emblematic of the top intercollegiate program in the country. Last year, Stanford captured NCAA titles in the sports of men's gymnastics and women's water polo.

Stanford boasted an impressive 19 top-10 finishes last season, with eight teams earning No. 1 rankings at some point during their seasons. In addition to winning national championships in three sports, three other Cardinal teams had runner-up national finishes.

Six Stanford student-athletes earned national player of the year recognition while four Stanford coaches earned national coach of the year recognition. Nine Stanford student-athletes won NCAA individual titles.

**44 • Chase Thomas, 6-4, 240, Sr.-Jr., Marietta, GA (Walton HS)**

- Has 36 tackles, including 23 solo efforts on the season.
- Of his 36 total tackles, 12.5 have been for lost yardage, including 6.5 sacks...leads the Pac-12 Conference in both sacks per game (0.72) and TFL per game (1.50)...is t-10th nationally in TFL and t-19th in sacks per game.
- Has 18.0 sacks in 35 career games.
- Majoring in communications.

**93 • Trent Murphy, 6-6, 242, Jr.-So., Phoenix, AZ (Brophy Prep)**

- Has started all nine games at OLB and has 25 total tackles...has 4.5 sacks among his 6.0 tackles for loss.
- Credited with 1.5 sacks at Oregon State.
- Credited with a season high five stops against San Jose State.
- Also participated in track and field for the Cardinal last spring...threw a season-best 158-5 in the discus at the Payton Jordan Invitational .
- Majoring in science, technology and society.

**Secondary**

**27 • Johnson Bademosi, 6-1, 200, Sr.-Sr., Silver Spring, MD (Gonzaga College HS)**

- Ranks third on the team in total tackles with 40...also has a team-high six pass breakups.
- Matched his season high with five tackles against USC.
- Forced two fumbles and was credited with a pass breakup against Washington State.
- His 23 career starts are the second-most among secondary personnel behind Delano Howell (29)..
- Majoring in history.

**6 • Terrence Brown, 6-1, 176, Jr.-So., Torrance, CA (Orange Lutheran HS)**

- Has started the last six games at cornerback.
- Has 32 tackles on the season, including 1.0 for lost yardage...credited with three pass breakups.
- Had a career-high seven stops vs. UCLA.
- Majoring in science, technology and society.

**26 • Delano Howell, 5-11, 197, Sr.-Sr., Newhall, CA (Hart HS)**

- Returning starter at the strong safety position...has made 29 starts in the secondary over the last three seasons after transitioning from running back in the spring of 2008.
- Has missed the last three games with a hand injury.
- Has 25 tackles on the season...credited with four pass breakups.
- Had a season high six tackles vs. Colorado.
- Second team All-Pac-10 performer last season after finishing the season with 60 total tackles, including 46 solo efforts.
- Majoring in science, technology and society.

**3 • Michael Thomas, 5-11, 186, Sr.-Sr., Houston, TX (Nimitz HS)**

- Co-captain of the 2011 Cardinal along with Andrew Luck.
- Ranks second on the team lead with 44 total tackles...also has two of the team's four interceptions on the season.
- Picked off a Keith Price pass late in the second quarter against Washington and returned it 62 yards for a TD to give the Cardinal a 38-14 lead at halftime...also had seven tackles in the game.
- Returned a fumble recovery 33 yards in the second quarter at Washington State to set up Stanford's first TD of the game.
- Returning starter at the free safety position where he finished third on the team a year ago in total tackles with 61...also had 6.0 tackles-for-loss, one interception, three forced fumbles and one fumble recovery.
- Majoring in sociology.

**Kickers/Punters**

**38 • David Green, Punter, 6-1, 202, 5th-Sr., Mission Viejo, CA (Mission Viejo HS)**

- Has punted 20 times for 829 yards (41.5) with a long of 55 against Duke.
- Ranks ninth in the Pac-12 in punt average.
- Fifth-year senior has a 38.3 career average in 116 punt attempts (4,443 yards).
- Primary punter in 2008 and '09 before giving way to Daniel Zychlinski for much of last season...did not see action for the first 10 games of the year only to regain the job for the final three contests of the season...punted a total of eight times for 138 yards (46.0) with a long of 57.
- Majoring in science, technology and society.

**19 • Jordan Williamson, Kicker, 5-11, 184, So.-Fr., Austin, TX (Westwood HS)**

- One of 20 semifinalists for the Lou Groza Award.
- Has missed the last two games with injury.
- Is 11-for-12 in field-goal tries this season, including a long of 45 yards at Arizona.
- Has made his last four attempts after his only misfire vs. Colorado on a 47-yarder.
- Ranks first among Pac-12 kickers FG percentage (91.7), field goals per game (1.57) and scoring (10.6).
- Has converted two tries of 40 yards or longer this season.
- Did not see action last year, serving as a backup to Nate Whitaker.
- Undeclared major.



Career and Season Starts

No.	Name	GP-GS	Starts
.....	.....	2011 ..	Career
2	Gatewood, Corey	9-0	6
2(OB)	Lyons, Wayne	2-0	0
3	Thomas, Michael	9-9	19
4	Terrell, Drew	9-0	0
5	Carrington, Devon	9-5	5
6(OB)	Brown, Terrence	8-5	5
6	Nunes, Josh	0-0	0
7	Nottingham, Brett	6-0	0
8(OH)	Richards, Jordan	8-1	1
9	Gottfried, Brandon	4-0	0
9(OI)	Vaughters, James	8-0	0
10	Meinken, Geoff	9-2	2
11	Skov, Shayne	3-3	21
11(1A)	Toilolo, Levine	9-8	8
12	Luck, Andrew	9-9	34
13	Picazo, Robbie	1-0	0
14	Rhyne, Ben	1-0	0
15	Amanam, Usua	9-0	0
15(1E)	Seals, Brent	1-0	0
17	Whalen, Griff	9-6	9
17(1G)	Tarpley, AJ	9-4	4
19(1I)	Williamson, Jordan	7-7	7
20	Nelson, Keanu	1-0	0
21	Patterson, Jamal-Rashad	8-0	0
22	Olugbode, Kyle	4-0	0
23	Cummings, Jackson	2-0	0
23(2C)	Harris, Ronnie	0-0	0
25	Gaffney, Tyler	9-0	0
26	Howell, Delano	6-6	29
27	Bademosi, Johnson	9-9	24
28	Bernard, Harold	9-0	0
29	Stutz, Andrew	1-0	0
30	Seale, Ricky	9-0	0
31	Browning, Barry	8-3	6
32	Wilkerson, Anthony	9-0	0
33	Taylor, Stepfan	9-9	21
34	Stewart, Jeremy	9-0	5
35	Lancaster, Jarek	9-6	6
36	Zychlinski, Daniel	9-0	10
36(3F)	Ward, Lee	3-0	0
38	Green, David	9-9	35
40	Hemschoot, Joe	9-0	0
41	Kynes, Cason	1-0	0
42	Debniak, Alex	7-0	0
43	Lueders, Blake	9-0	0
44	Thomas, Chase	9-9	29
45	Fowler, Andrew	9-9	9
46	Whitaker, Eric	3-2	2
47	Muagututia, Myles	9-0	0
49	Gardner, Ben	9-8	8
50	Etiz, Brent	5-0	0
5J	Underwood, Cole	4-0	0
52	DeCastro, David	9-9	35
54	Yankey, David	9-9	9
55	Martin, Jonathan	9-9	33
56	Gowan, Jacob	4-0	0
57	Bergen, Max	9-5	7
58	Parry, David	9-0	0
64	Schwartzstein, Sam	9-9	9
65	Wilkes, Khalil	4-0	0
66	Bentler, Matt	3-0	0
73	Fleming, Cameron	8-8	8
76	Danser, Kevin	9-0	0
77	Mabry, Tyler	9-1	1
80	Knapp, Sam	0-0	0
81	Owusu, Chris	9-7	17
82	Fleener, Coby	9-3	14
83	Dudchock, Davis	5-0	0
84	Roberts, Jemari	2-0	0
85	Hewitt, Ryan	9-7	7
86	Ertz, Zach	8-3	4
88	Montgomery, Ty	9-0	0
90	Mauro, Josh	9-0	0
91	Anderson, Henry	9-0	0
93	Murphy, Trent	9-9	9
96	Plantaric, Eddie	3-0	0
98	Masifilo, Matthew	9-9	28
99	Stephens, Terrence	9-6	6

STANFORD DEPTH CHART

PROJECTED OFFENSE

<b>WR</b>	<b>88</b>	<b>Ty Montgomery</b> ....	<b>6-2</b>	<b>205</b>	<b>Fr.-Fr.</b>	
	21	Jamal-Rashad Patterson	6-3	208	Jr.-Jr.	
<b>LT</b>	<b>55</b>	<b>Jonathan Martin</b> ...	<b>6-6</b>	<b>306</b>	<b>Sr.-Jr.</b>	
	77	Tyler Mabry	6-7	295	5th-Sr.	
<b>LG</b>	<b>54</b>	<b>David Yankey</b> .....	<b>6-5</b>	<b>300</b>	<b>So.-Fr.</b>	
	76	Kevin Danser	6-6	295	Jr.-So.	
<b>C</b>	<b>64</b>	<b>Sam Schwartzstein</b> ..	<b>6-3</b>	<b>290</b>	<b>Sr.-Jr.</b>	
	65	Khalil Wilkes	6-3	290	Jr.-So.	
<b>RG</b>	<b>52</b>	<b>David DeCastro</b> ....	<b>6-5</b>	<b>312</b>	<b>Sr.-Jr.</b>	
	66	Matt Bentler	6-5	296	5th-Sr.	
<b>RT</b>	<b>73</b>	<b>Cameron Fleming</b> .	<b>6-6</b>	<b>307</b>	<b>So.-Fr.</b>	
	77	Tyler Mabry	6-7	295	5th-Sr.	
<b>TE</b>	<b>82</b>	<b>Coby Fleener</b> .....	<b>6-6</b>	<b>254</b>	<b>5th-Sr.</b>	
	11	Levine Toilolo	6-8	262	Jr.-So.	
<b>QB</b>	<b>12</b>	<b>Andrew Luck</b> .....	<b>6-4</b>	<b>237</b>	<b>Sr.-Jr.</b>	
	7	Brett Nottingham	6-4	215	So.-Fr.	
	-or-	13	Robbie Picazo	6-3	205	Jr.-So.
		6	Josh Nunes	6-4	208	Jr.-So.
<b>RB</b>	<b>33</b>	<b>Stepfan Taylor</b> .....	<b>5-11</b>	<b>210</b>	<b>Jr.-Jr.</b>	
	32	Anthony Wilkerson	6-1	217	So.-So.	
<b>FB</b>	<b>85</b>	<b>Ryan Hewitt</b> .....	<b>6-4</b>	<b>242</b>	<b>Jr.-So.</b>	
	10	Geoff Meinken	6-4	255	Jr.-So.	
	7	Patrick Skov	6-1	234	Fr.-Fr.	
<b>WR</b>	<b>17</b>	<b>Griff Whalen</b> .....	<b>6-1</b>	<b>193</b>	<b>Sr.-Sr.</b>	
	4	Drew Terrell	5-11	181	Jr.-Jr.	
	2	Corey Gatewood	5-11	182	5th-Sr.	

PROJECTED DEFENSE

<b>DE</b>	<b>98</b>	<b>Matt Masifilo</b> .....	<b>6-3</b>	<b>280</b>	<b>5th-Sr.</b>
	90	Josh Mauro	6-6	269	Jr.-So.
<b>NG</b>	<b>99</b>	<b>Terrence Stephens</b>	<b>6-2</b>	<b>294</b>	<b>Jr.-Jr.</b>
	58	David Parry	6-2	304	So.-Fr.
<b>DE</b>	<b>49</b>	<b>Ben Gardner</b> .....	<b>6-4</b>	<b>273</b>	<b>Jr.-So.</b>
	91	Henry Anderson	6-6	275	So.-Fr.
<b>OLB</b>	<b>93</b>	<b>Trent Murphy</b> .....	<b>6-6</b>	<b>260</b>	<b>Jr.-So.</b>
	42	Alex Debniak	6-2	233	Sr.-Jr.
	<b>35</b>	<b>Jarek Lancaster</b> ....	<b>6-1</b>	<b>238</b>	<b>Jr.-So.</b>
<b>ILB</b>	17	A.J. Tarpley	6-2	235	So.-Fr.
	40	Joe Hemschoot	6-1	220	So.-Fr.
<b>ILB</b>	<b>17</b>	<b>A.J. Tarpley</b> .....	<b>6-2</b>	<b>235</b>	<b>So.-Fr.</b>
	57	Max Bergen	6-2	230	5th-Sr.
	9	James Vaughters	6-2	243	Fr.-Fr.
<b>OLB</b>	<b>44</b>	<b>Chase Thomas</b> .....	<b>6-4</b>	<b>240</b>	<b>Sr.-Jr.</b>
	43	Blake Lueders	6-5	256	So.-So.
<b>LC</b>	<b>31</b>	<b>Barry Browning</b> ....	<b>6-1</b>	<b>178</b>	<b>So.-So.</b>
<b>or</b>	<b>6</b>	<b>Terrence Brown</b> ...	<b>6-1</b>	<b>176</b>	<b>Jr.-So</b>
<b>FS</b>	<b>3</b>	<b>Michael Thomas</b> ..	<b>5-11</b>	<b>186</b>	<b>Sr.-Sr.</b>
	8	Jordan Richards	5-11	199	Fr.-Fr.
<b>SS</b>	<b>26</b>	<b>Delano Howell</b> .....	<b>5-11</b>	<b>198</b>	<b>Sr.-Sr.</b>
	5	Devon Carrington	6-1	197	So.-So.
<b>or</b>	<b>8</b>	<b>Jordan Richards</b> .....	<b>5-11</b>	<b>199</b>	<b>Fr.-Fr.</b>
<b>RC</b>	<b>27</b>	<b>Johnson Bademosi</b>	<b>6-1</b>	<b>200</b>	<b>Sr.-Sr.</b>
	15	Usua Amanam	5-10	173	Jr.-So.

STANFORD SPECIALISTS

<b>K</b>	<b>19</b>	<b>Jordan Williamson</b> ..	<b>5-11</b>	<b>179</b>	<b>So.-Fr.</b>
	46	Eric Whitaker	5-9	177	Jr.-So.
<b>P</b>	<b>38</b>	<b>David Green</b> .....	<b>6-1</b>	<b>205</b>	<b>5th-Sr.</b>
	36	Daniel Zychlinski	6-3	203	Sr.-Jr.
<b>LS</b>	<b>45</b>	<b>Andrew Fowler</b> .....	<b>6-2</b>	<b>229</b>	<b>6th-Sr.</b>
	49	Ben Gardner	6-4	263	Jr.-So.
<b>H</b>	<b>36</b>	<b>Daniel Zychlinski</b> .	<b>6-3</b>	<b>203</b>	<b>Sr.-Jr.</b>
	17	Griff Whalen	6-1	192	Sr.-Sr.
<b>KR</b>	<b>88</b>	<b>Ty Montgomery</b> ....	<b>6-2</b>	<b>205</b>	<b>Fr.-Fr.</b>
<b>PR</b>	<b>4</b>	<b>Drew Terrell</b> .....	<b>5-11</b>	<b>179</b>	<b>Jr.-Jr.</b>
	17	Griff Whalen	6-1	192	Sr.-Sr.

PRONUNCIATION GUIDE

4-Terrell	Tuh-RELL	22-Remound Wright	REE-ner
5-Devon Carrington	DEV-in	26-Delano Howell	RUH-maund
6-Nunes	Noo-nes	26-Delano Howell	Da-lah-no
7/11-Skov	SKOE-v	36-Zychlinski	Za-klin-ski
11-Toilolo	Le-VEEN Toy-lo-lo	37-Gaertner	Gart-ner
13-Picazo	Pih-CAZO	40-Joe Hemschoot	HEM-scott
14-Rhyne	Rine	41-Cason Kynes	KAY-sun
15-Usua Amanam	OOS-wa,	43-Blake Lueders	Loo-ders
19-Brzeczec	uh-MAN-uhm	44-Flacco	FLAH-ko
22-Kyle Ologbode	BREZ-ick	46-Kasner	kaz-NER
	Oh-lu-BOH-day	47-Muagututia	Ma-wah-ga-too-tee-a
		50-Etiz	eh-TIZ
		53-Rotto	RAH-toe
		56-Gowan	g-OW-an
		60-Moran	MIR-ran
		63-Reihner	REE-ner
		65-Khalil Wilkes	Ka-LIL
		72-Salem	SAY-lum
		75-Bonnell	BUH-nel
		89-Devon Cajuste	dev-in
			KUH-juice-st
		81-Chris Owusu	Oh-WOO-soo
		83-Dudchock	DOO-chock
		90-Mauro	MORE-oh
		98-Masifilo	Mas-a-feel-o



## Alphabetical Roster

NO	NAME	POS	HT	WT	YR.-ELG	EXP	HOMETOWN (LAST SCHOOLS)
15	Amanam, Usua	CB	5-10	173	Jr.-So.	1V	Fremont, CA (Bellarmine College Prep)
91	Anderson, Henry	DE	6-6	275	So.-Fr.	SQ	Atlanta, GA (Woodward Academy)
48	Anderson, Kevin	DE	6-4	242	Fr.-Fr.	HS	Palo Alto, CA (Palo Alto HS)
74	Austin, Brendon	OT	6-6	286	Fr.-Fr.	HS	Parker, CO (Chaparral HS)
27	Bademosi, Johnson	CB	6-1	200	Sr.-Sr.	3V	Silver Spring, MD (Gonzaga College HS)
66	Bentler, Matt	OG	6-5	296	5th-Sr.	1V	Bettendorf, IA (Davenport Assumption HS)
57	Bergen, Max	ILB	6-2	230	5th-Sr.	3V	East Stroudsburg, PA (East Stroudsburg HS)
28	Bernard, Harold	CB	6-2	187	Sr.-Jr.	2V	Chandler, AZ (Chandler HS)
75	Bonnell, Dillon	OG	6-4	275	So.-Fr.	SQ	Highlands Ranch, CO (ThunderRidge HS)
6	Brown, Terrence	CB	6-1	176	Jr.-So.	1V	Torrance, CA (Orange Lutheran HS)
31	Browning, Barry	CB	6-1	178	So.-So.	1V	Everman, TX (Everman HS)
19	Brzeczek, Adam	QB	6-0	195	Fr.-Fr.	HS	Queen Creek, AZ (Queen Creek HS)
89	Cajuste, Devon	WR	6-4	213	Fr.-Fr.	HS	Seafood, NY (Holy Cross HS)
95	Callihan, Lance	DT	6-3	305	Fr.-Fr.	HS	Baton Rouge, LA (Catholic HS)
5	Carrington, Devon	FS	6-1	197	So.-So.	1V	Chandler, AZ (Hamilton HS)
47	Castellanos, Juan	K	6-1	178	So.-Fr.	SQ	Miami, FL (Ronald Regan/Doral Senior HS)
5	Crower, Evan	QB	6-5	198	Fr.-Fr.	HS	San Diego, CA (St. Augustine HS)
23	Cummings, Jackson	RB	5-9	188	So.-Fr.	SQ	Rocklin, CA (Rocklin HS)
76	Danser, Kevin	OG	6-6	295	Jr.-So.	1V	Saratoga, CA (Bellarmine College Prep)
42	Debniak, Alex	ILB	6-2	233	Sr.-Jr.	2V	Hudsonville, MI (Hudsonville HS)
52	DeCastro, David	OG	6-5	312	Sr.-Jr.	2V	Bellevue, WA (Bellevue HS)
83	Dudchock, Davis	TE	6-4	237	So.-Fr.	1V	Birmingham, AL (Mountain HS)
86	Ertz, Zach	TE	6-6	252	Jr.-So.	1V	Danville, CA (Monte Vista HS)
50	Etiz, Brent	ILB	6-1	215	Jr.-So.	1V	Clovis, CA (Buchanan HS)
24	Evans, Quinn	CB	5-10	174	Sr.-Jr.	2V	Chandler, AZ (Basha HS)
44	Flacco, John	WR	6-2	195	So.-Fr.	SQ	Audubon, NJ (Audubon HS)
82	Fleener, Coby	TE	6-6	254	5th-Sr.	3V	Lemont, IL (Joliet Catholic Academy)
73	Fleming, Cameron	OT	6-6	307	So.-Fr.	SQ	Houston, TX (Cypress Creek HS)
45	Fowler, Andrew	LS	6-2	240	6th-Sr.	2V	San Diego, CA (The Bishop's School/Williams)
37	Gaertner, Chris	CB	6-1	186	So.-Fr.	SQ	Atherton, CA (Sacred Heart Prep)
25	Gaffney, Tyler	RB	6-1	216	Jr.-Jr.	2V	San Diego, CA (Cathedral Catholic HS)
49	Gardner, Ben	DE	6-4	273	Jr.-So.	1V	Mequon, WI (Homestead HS)
2	Gatewood, Corey	WR	5-11	182	5th-Sr.	3V	Randolph, MA (Belmont Hill School)
9	Gottfried, Brandon	TE	6-5	227	So.-Fr.	1V	Orange Beach, AL (Gulf Shores HS)
56	Gowan, Jacob	DT	6-3	268	Jr.-So.	1V	Santa Rosa, CA (Cardinal Newman HS)
38	Green, David	P	6-1	202	5th-Sr.	3V	Mission Viejo, CA (Mission Viejo HS)
23	Harris, Ronnie	DB	5-10	160	Fr.-Fr.	HS	Atlanta, GA (Westlake HS)
97	Hayes, Anthony	DT	6-3	297	Fr.-Fr.	HS	Brooklyn Park, MN (St. Thomas Academy)
40	Hemschoot, Joe	ILB	6-1	220	So.-Fr.	SQ	Lakewood, CO (Lakewood HS)
85	Hewitt, Ryan	FB	6-4	242	Jr.-So.	1V	Denver, CO (J.H. Mullen HS)
8	Hogan, Kevin	QB	6-4	212	Fr.-Fr.	HS	McLean, VA (Gonzaga College HS)
92	Hopkins, Charlie	DE	6-6	258	Fr.-Fr.	HS	Spokane, WA (Gonzaga Preparatory)
26	Howell, Delano	SS	5-11	197	Sr.-Sr.	3V	Newhall, CA (Hart HS)
46	Kasner, Matt	TE	6-4	235	Fr.-Fr.	HS	Granite Bay, CA (Granite Bay HS)
80	Knapp, Sam	WR	6-3	203	Jr.-So.	1V	Menlo Park, CA (Menlo-Atherton HS)
41	Kynes, Cason	SS	5-9	186	Jr.-So.	HS	Annandale, VA (Annandale HS)
35	Lancaster, Jarek	ILB	6-1	238	Jr.-So.	1V	Helotes, TX (Sandra Day O'Connor HS)
12	Luck, Andrew	QB	6-4	237	Sr.-Jr.	2V	Houston, TX (Stratford HS)
43	Lueders, Blake	OLB	6-5	256	So.-So.	1V	Zionsville, IN (Zionsville Community HS)
2	Lyons, Wayne	DB	6-1	182	Fr.-Fr.	HS	Ft. Lauderdale, FL (Dillard HS)
77	Mabry, Tyler	OT	6-7	295	5th-Sr.	3V	San Diego, CA (Francis Parker School)
55	Martin, Jonathan	OT	6-6	306	Sr.-Jr.	1V	North Hollywood, CA (Harvard-Westlake School)
98	Masifilo, Matthew	DE	6-3	280	5th-Sr.	3V	Ewa Beach, HI (Campbell HS)
90	Mauro, Josh	DE	6-6	269	Jr.-So.	2V	Hurst, TX (L.D. Bell HS)
61	McFadden, Conor	C	6-3	273	So.-Fr.	SQ	West St. Paul, MN (St. Thomas Academy)
10	Meinken, Geoff	FB	6-4	255	Jr.-So.	2V	Lynnwood, WA (Lynnwood HS)
51	Mercer, Sam	ILB	6-0	217	Fr.-Fr.	HS	Thousand Oaks, CA (Chaminade Preparatory)
88	Montgomery, Ty	WR	6-2	206	Fr.-Fr.	HS	Dallas, TX (St. Mark's School of Texas)
60	Moran, Brian	OT	6-7	305	Fr.-Fr.	HS	Menlo Park, CA (Sacred Heart Preparatory)
47	Muagututia, Myles	SS	6-2	204	Jr.-So.	1V	San Diego, CA (Francis Parker HS)
93	Murphy, Trent	OLB	6-6	260	Jr.-So.	SQ	Phoenix, AZ (Brophy College Prep)

**GAME 10 | STANFORD vs. OREGON | NOVEMBER 12, 2011 | 5:00 p.m.**

20	Nelson, Keanu	WR	5-11	176	So.-Fr.	SQ	Tucson, AZ (Sabino HS)
7	Nottingham, Brett	QB	6-4	215	So.-Fr.	SQ	Alamo, CA (Monte Vista HS)
6	Nunes, Josh	QB	6-4	208	Jr.-So.	2V	Upland, CA (Upland HS)
10	Olson, David	QB	6-3	212	So.-Fr.	SQ	Columbia, S.C. (Irmo HS)
22	Olugbode, Kyle	SS	6-1	197	So.-Fr.	SQ	San Jose, CA (Bellarmine Prep)
81	Owusu, Chris	WR	6-2	198	Sr.-Sr.	3V	Westlake Village, CA (Oaks Christian School)
58	Parry, David	DT	6-2	304	So.-Fr.	1V	Marion, IA (Linn Mar HS)
21	Patterson, Jamal-Rashad	WR	6-3	208	Jr.-Jr.	2V	McDonough, GA (Henry County HS)
13	Picazo, Robbie	QB	6-3	205	Jr.-So.	1V	Rancho Santa Margarita, CA (Tesoro HS)
38	Pippins, Ra'Chard	DB	6-2	186	Fr.-Fr.	HS	McDonough, GA (Ola HS)
96	Plantaric, Eddie	DE	6-5	290	So.-Fr.	SQ	Orangevale, CA (Del Campo HS)
87	Pratt, Jordan	WR	6-3	217	Fr.-Fr.	HS	Monmouth, OR (Central HS)
63	Reihner, Kevin	OG	6-4	295	Fr.-Fr.	HS	Scranton, PA (Scranton Preparatory)
29	Reynolds, Ed	SS	6-2	200	So.-So.	1V	Orange Park, FL (Woodberry Forest HS)
14	Rhyne, Ben	P	6-2	195	So.-Fr.	SQ	Charlotte, N.C. (Charlotte Country Day School)
8	Richards, Jordan	DB	5-11	199	Fr.-Fr.	HS	Folsom, CA (Folsom HS)
84	Roberts, Jemari	WR	6-3	214	Jr.-So.	1V	Long Beach, CA (Wilson HS)
53	Rotto, Torsten	OLB	6-2	233	Fr.-Fr.	HS	Woodbury, MN (Woodbury HS)
72	Salem, J.B.	DE/DT	6-4	267	Fr.-Fr.	HS	Newport Beach, CA (Newport Beach HS)
64	Schwartzstein, Sam	C	6-3	290	Sr.-Jr.	1V	Southlake, TX (Carroll HS)
30	Seale, Ricky	RB	5-9	196	So.-Fr.	SQ	Escondido, CA (Escondido HS)
15	Seals, Brent	SS	6-1	194	Jr.-So.	1V	Chino Hills, CA (Bishop Amat HS)
7	Skov, Patrick	ILB	6-1	234	Fr.-Fr.	HS	Piedmont, CA (The Lawrenceville School)
11	Skov, Shayne	ILB	6-3	251	Jr.-Jr.	2V	Piedmont, CA (Trinity-Pawling HS)
4	Spanos, Michael	RB	5-10	178	Jr.-So.	SQ	Stockton, CA (Lincoln HS)
13	Stallworth, Rollins	WR	6-4	175	Fr.-Fr.	HS	Reno, NV (Robert McQueen HS)
99	Stephens, Terrence	DT	6-2	294	Jr.-Jr.	2V	Gaithersburg, MD (Quince Orchard HS)
34	Stewart, Jeremy	RB	6-1	217	5th-Sr.	4V	Baton Rouge, LA (Catholic HS)
29	Stutz, Andrew	RB	6-1	205	Jr.-So.	1V	Scottsdale, AZ (Notre Dame Prep)
17	Tarpley, A.J.	ILB	6-2	235	So.-Fr.	SQ	Plymouth, MN (Wayzata HS)
33	Taylor, Stepfan	RB	5-11	210	Jr.-Jr.	2V	Mansfield, TX (Mansfield HS)
4	Terrell, Drew	WR	5-11	181	Jr.-Jr.	2V	Chandler, AZ (Hamilton HS)
44	Thomas, Chase	OLB	6-4	240	Sr.-Jr.	2V	Marietta, GA (Walton HS)
3	Thomas, Michael	FS	5-11	186	Sr.-Sr.	3V	Houston, TX (Nimitz HS)
11	Toilolo, Levine	TE	6-8	262	Jr.-So.	1V	La Mesa, CA (Helix HS)
18	Trojan, Jeff	WR	6-3	194	So.-Fr.	SQ	Huntington Beach, CA (Edison HS)
62	Tubbs, Austin	LS	6-0	225	Fr.-Fr.	HS	San Clemente, CA (San Clemente HS)
50	Underwood, Cole	OG	6-4	289	So.-Fr.	SQ	Denton, TX (John H. Guyer HS)
9	Vaughters, James	OLB	6-2	243	Fr.-Fr.	HS	Stone Mountain, GA (Tucker HS)
36	Ward, Lee	FB	6-1	238	So.-Fr.	SQ	Chesterfield, MO (Parkway Central HS)
17	Whalen, Griff	WR	6-1	193	Sr.-Sr.	3V	Sylvania, OH (Southview HS)
46	Whitaker, Eric	K	5-9	177	Jr.-So.	1V	San Diego, CA (St. Augustine HS)
32	Wilkerson, Anthony	RB	6-1	217	So.-So.	1V	Foothill Ranch, CA (Tustin HS)
65	Wilkes, Khalil	C	6-3	290	Jr.-So.	1V	Teaneck, NJ (St. Peter's Preparatory)
19	Williamson, Jordan	K	5-11	184	So.-Fr.	SQ	Austin, TX (Westwood HS)
22	Wright, Remound	RB	5-9	198	Fr.-Fr.	HS	Fort Wayne, IN (Bishop Dwenger HS)
54	Yankey, David	OT	6-5	300	So.-Fr.	SQ	Roswell, GA (Centennial HS)
79	Yazdi, Alex	DE	6-1	255	Fr.-Fr.	HS	Cave Creek, AZ (Cactus Shadows HS)
39	Young, Kelsey	RB	5-10	188	Fr.-Fr.	HS	Norco, CA (Norco HS)
36	Zychlinski, Daniel	P	6-3	205	Sr.-Jr.	2V	Tampa, FL (King HS)

## Numerical Roster

NO	NAME	POS	HT	WT	YR.-ELG	EXP	HOMETOWN (LAST SCHOOLS)
2	Gatewood, Corey	WR	5-11	182	5th-Sr.	3V	Randolph, MA (Belmont Hill School)
2	Lyons, Wayne	DB	6-1	182	Fr.-Fr.	HS	Ft. Lauderdale, FL (Dillard HS)
3	Thomas, Michael	FS	5-11	186	Sr.-Sr.	3V	Houston, TX (Nimitz HS)
4	Spanos, Michael	RB	5-10	178	Jr.-So.	SQ	Stockton, CA (Lincoln HS)
4	Terrell, Drew	WR	5-11	181	Jr.-Jr.	2V	Chandler, AZ (Hamilton HS)
5	Carrington, Devon	FS	6-1	197	So.-So.	1V	Chandler, AZ (Hamilton HS)
5	Crowder, Evan	QB	6-5	198	Fr.-Fr.	HS	San Diego, CA (St. Augustine HS)
6	Brown, Terrence	CB	6-1	176	Jr.-So.	1V	Torrance, CA (Orange Lutheran HS)
6	Nunes, Josh	QB	6-4	208	Jr.-So.	2V	Upland, CA (Upland HS)
7	Nottingham, Brett	QB	6-4	215	So.-Fr.	SQ	Alamo, CA (Monte Vista HS)
7	Skov, Patrick	ILB	6-1	234	Fr.-Fr.	HS	Piedmont, CA (The Lawrenceville School)
8	Hogan, Kevin	QB	6-4	212	Fr.-Fr.	HS	McLean, VA (Gonzaga College HS)
8	Richards, Jordan	DB	5-11	199	Fr.-Fr.	HS	Folsom, CA (Folsom HS)
9	Gottfried, Brandon	TE	6-5	227	So.-Fr.	1V	Orange Beach, AL (Gulf Shores HS)
9	Vaughters, James	OLB	6-2	243	Fr.-Fr.	HS	Stone Mountain, GA (Tucker HS)
10	Meinken, Geoff	FB	6-4	255	Jr.-So.	2V	Lynnwood, WA (Lynnwood HS)
10	Olson, David	QB	6-3	212	So.-Fr.	SQ	Columbia, S.C. (Irmo HS)
11	Skov, Shayne	ILB	6-3	251	Jr.-Jr.	2V	Piedmont, CA (Trinity-Pawling HS)
11	Toilolo, Levine	TE	6-8	262	Jr.-So.	1V	La Mesa, CA (Helix HS)
12	Luck, Andrew	QB	6-4	237	Sr.-Jr.	2V	Houston, TX (Stratford HS)
13	Picazo, Robbie	QB	6-3	205	Jr.-So.	1V	Rancho Santa Margarita, CA (Tesoro HS)
13	Stallworth, Rollins	WR	6-4	175	Fr.-Fr.	HS	Reno, NV (Robert McQueen HS)
14	Rhyne, Ben	P	6-2	195	So.-Fr.	SQ	Charlotte, N.C. (Charlotte Country Day School)
15	Amanam, Usua	CB	5-10	173	Jr.-So.	1V	Fremont, CA (Bellarmine College Prep)
15	Seals, Brent	SS	6-1	194	Jr.-So.	1V	Chino Hills, CA (Bishop Amat HS)
17	Tarpley, A.J.	ILB	6-2	235	So.-Fr.	SQ	Plymouth, MN (Wayzata HS)
17	Whalen, Griff	WR	6-1	193	Sr.-Sr.	3V	Sylvania, OH (Southview HS)
18	Trojan, Jeff	WR	6-3	194	So.-Fr.	SQ	Huntington Beach, CA (Edison HS)
19	Brzeczek, Adam	QB	6-0	195	Fr.-Fr.	HS	Queen Creek, AZ (Queen Creek HS)
19	Williamson, Jordan	K	5-11	184	So.-Fr.	SQ	Austin, TX (Westwood HS)
20	Nelson, Keanu	WR	5-11	176	So.-Fr.	SQ	Tucson, AZ (Sabino HS)
21	Patterson, Jamal-Rashad	WR	6-3	208	Jr.-Jr.	2V	McDonough, GA (Henry County HS)
22	Olugbode, Kyle	SS	6-1	197	So.-Fr.	SQ	San Jose, CA (Bellarmine Prep)
22	Wright, Remound	RB	5-9	198	Fr.-Fr.	HS	Fort Wayne, IN (Bishop Dwenger HS)
23	Cummings, Jackson	RB	5-9	188	So.-Fr.	SQ	Rocklin, CA (Rocklin HS)
23	Harris, Ronnie	DB	5-10	160	Fr.-Fr.	HS	Atlanta, GA (Westlake HS)
24	Evans, Quinn	CB	5-10	174	Sr.-Jr.	2V	Chandler, AZ (Basha HS)
25	Gaffney, Tyler	RB	6-1	216	Jr.-Jr.	2V	San Diego, CA (Cathedral Catholic HS)
26	Howell, Delano	SS	5-11	197	Sr.-Sr.	3V	Newhall, CA (Hart HS)
27	Bademosi, Johnson	CB	6-1	200	Sr.-Sr.	3V	Silver Spring, MD (Gonzaga College HS)
28	Bernard, Harold	CB	6-2	187	Sr.-Jr.	2V	Chandler, AZ (Chandler HS)
29	Reynolds, Ed	SS	6-2	200	So.-So.	1V	Orange Park, FL (Woodberry Forest HS)
29	Stütz, Andrew	RB	6-1	205	Jr.-So.	1V	Scottsdale, AZ (Notre Dame Prep)
30	Seale, Ricky	RB	5-9	196	So.-Fr.	SQ	Escondido, CA (Escondido HS)
31	Browning, Barry	CB	6-1	178	So.-So.	1V	Everman, TX (Everman HS)
32	Wilkerson, Anthony	RB	6-1	217	So.-So.	1V	Foothill Ranch, CA (Tustin HS)
33	Taylor, Stepfan	RB	5-11	210	Jr.-Jr.	2V	Mansfield, TX (Mansfield HS)
34	Stewart, Jeremy	RB	6-1	217	5th-Sr.	4V	Baton Rouge, LA (Catholic HS)
35	Lancaster, Jarek	ILB	6-1	238	Jr.-So.	1V	Helotes, TX (Sandra Day O'Connor HS)
36	Ward, Lee	FB	6-1	238	So.-Fr.	SQ	Chesterfield, MO (Parkway Central HS)
36	Zychlinski, Daniel	P	6-3	205	Sr.-Jr.	2V	Tampa, FL (King HS)
37	Gaertner, Chris	CB	6-1	186	So.-Fr.	SQ	Atherton, CA (Sacred Heart Prep)
38	Green, David	P	6-1	202	5th-Sr.	3V	Mission Viejo, CA (Mission Viejo HS)
38	Pippins, Ra'Chard	DB	6-2	186	Fr.-Fr.	HS	McDonough, GA (Ola HS)
39	Young, Kelsey	RB	5-10	188	Fr.-Fr.	HS	Norco, CA (Norco HS)
40	Hemschoot, Joe	ILB	6-1	220	So.-Fr.	SQ	Lakewood, CO (Lakewood HS)
41	Kynes, Cason	SS	5-9	186	Jr.-So.	HS	Annandale, VA (Annandale HS)
42	Debniak, Alex	ILB	6-2	233	Sr.-Jr.	2V	Hudsonville, MI (Hudsonville HS)
43	Lueders, Blake	OLB	6-5	256	So.-So.	1V	Zionsville, IN (Zionsville Community HS)
44	Flacco, John	WR	6-2	195	So.-Fr.	SQ	Audubon, NJ (Audubon HS)
44	Thomas, Chase	OLB	6-4	240	Sr.-Jr.	2V	Marietta, GA (Walton HS)
45	Fowler, Andrew	LS	6-2	240	6th-Sr.	2V	San Diego, CA (The Bishop's School/Williams)





**GAME 10 | STANFORD vs. OREGON | NOVEMBER 12, 2011 | 5:00 p.m.**

46	Kasner, Matt	TE	6-4	235	Fr.-Fr.	HS	Granite Bay, CA (Granite Bay HS)
46	Whitaker, Eric	K	5-9	177	Jr.-So.	1V	San Diego, CA (St. Augustine HS)
47	Castellanos, Juan	K	6-1	178	So.-Fr.	SQ	Miami, FL (Ronald Regan/Doral Senior HS)
47	Muagututia, Myles	SS	6-2	204	Jr.-So.	1V	San Diego, CA (Francis Parker HS)
48	Anderson, Kevin	DE	6-4	242	Fr.-Fr.	HS	Palo Alto, CA (Palo Alto HS)
49	Gardner, Ben	DE	6-4	273	Jr.-So.	1V	Mequon, WI (Homestead HS)
50	Etiz, Brent	ILB	6-1	215	Jr.-So.	1V	Clovis, CA (Buchanan HS)
50	Underwood, Cole	OG	6-4	289	So.-Fr.	SQ	Denton, TX (John H. Guyer HS)
51	Mercer, Sam	ILB	6-0	217	Fr.-Fr.	HS	Thousand Oaks, CA (Chaminade Preparatory)
52	DeCastro, David	OG	6-5	312	Sr.-Jr.	2V	Bellevue, WA (Bellevue HS)
53	Rotto, Torsten	OLB	6-2	233	Fr.-Fr.	HS	Woodbury, MN (Woodbury HS)
54	Yankey, David	OT	6-5	300	So.-Fr.	SQ	Roswell, GA (Centennial HS)
55	Martin, Jonathan	OT	6-6	306	Sr.-Jr.	1V	North Hollywood, CA (Harvard-Westlake School)
56	Gowan, Jacob	DT	6-3	268	Jr.-So.	1V	Santa Rosa, CA (Cardinal Newman HS)
57	Bergen, Max	ILB	6-2	230	5th-Sr.	3V	East Stroudsburg, PA (East Stroudsburg HS)
58	Parry, David	DT	6-2	304	So.-Fr.	1V	Marion, IA (Linn Mar HS)
60	Moran, Brian	OT	6-7	305	Fr.-Fr.	HS	Menlo Park, CA (Sacred Heart Preparatory)
61	McFadden, Conor	C	6-3	273	So.-Fr.	SQ	West St. Paul, MN (St. Thomas Academy)
62	Tubbs, Austin	LS	6-0	225	Fr.-Fr.	HS	San Clemente, CA (San Clemente HS)
63	Reihner, Kevin	OG	6-4	295	Fr.-Fr.	HS	Scranton, PA (Scranton Preparatory)
64	Schwartzstein, Sam	C	6-3	290	Sr.-Jr.	1V	Southlake, TX (Carroll HS)
65	Wilkes, Khalil	C	6-3	290	Jr.-So.	1V	Teaneck, NJ (St. Peter's Preparatory)
66	Bentler, Matt	OG	6-5	296	5th-Sr.	1V	Bettendorf, IA (Davenport Assumption HS)
72	Salem, J.B.	DE/DT	6-4	267	Fr.-Fr.	HS	Newport Beach, CA (Newport Beach HS)
73	Fleming, Cameron	OT	6-6	307	So.-Fr.	SQ	Houston, TX (Cypress Creek HS)
74	Austin, Brendon	OT	6-6	286	Fr.-Fr.	HS	Parker, CO (Chaparral HS)
75	Bonnell, Dillon	OG	6-4	275	So.-Fr.	SQ	Highlands Ranch, CO (ThunderRidge HS)
76	Danser, Kevin	OG	6-6	295	Jr.-So.	1V	Saratoga, CA (Bellarmine College Prep)
77	Mabry, Tyler	OT	6-7	295	5th-Sr.	3V	San Diego, CA (Francis Parker School)
79	Yazdi, Alex	DE	6-1	255	Fr.-Fr.	HS	Cave Creek, AZ (Cactus Shadows HS)
80	Knapp, Sam	WR	6-3	203	Jr.-So.	1V	Menlo Park, CA (Menlo-Atherton HS)
81	Owusu, Chris	WR	6-2	198	Sr.-Sr.	3V	Westlake Village, CA (Oaks Christian School)
82	Fleener, Coby	TE	6-6	254	5th-Sr.	3V	Lemont, IL (Joliet Catholic Academy)
83	Dudchock, Davis	TE	6-4	237	So.-Fr.	1V	Birmingham, AL (Mountain HS)
84	Roberts, Jemari	WR	6-3	214	Jr.-So.	1V	Long Beach, CA (Wilson HS)
85	Hewitt, Ryan	FB	6-4	242	Jr.-So.	1V	Denver, CO (J.H. Mullen HS)
86	Ertz, Zach	TE	6-6	252	Jr.-So.	1V	Danville, CA (Monte Vista HS)
87	Pratt, Jordan	WR	6-3	217	Fr.-Fr.	HS	Monmouth, OR (Central HS)
88	Montgomery, Ty	WR	6-2	206	Fr.-Fr.	HS	Dallas, TX (St. Mark's School of Texas)
89	Cajuste, Devon	WR	6-4	213	Fr.-Fr.	HS	Seaford, NY (Holy Cross HS)
90	Mauro, Josh	DE	6-6	269	Jr.-So.	2V	Hurst, TX (L.D. Bell HS)
91	Anderson, Henry	DE	6-6	275	So.-Fr.	SQ	Atlanta, GA (Woodward Academy)
92	Hopkins, Charlie	DE	6-6	258	Fr.-Fr.	HS	Spokane, WA (Gonzaga Preparatory)
93	Murphy, Trent	OLB	6-6	260	Jr.-So.	SQ	Phoenix, AZ (Brophy College Prep)
95	Callihan, Lance	DT	6-3	305	Fr.-Fr.	HS	Baton Rouge, LA (Catholic HS)
96	Plantaric, Eddie	DE	6-5	290	So.-Fr.	SQ	Orangevale, CA (Del Campo HS)
97	Hayes, Anthony	DT	6-3	297	Fr.-Fr.	HS	Brooklyn Park, MN (St. Thomas Academy)
98	Masifilo, Matthew	DE	6-3	280	5th-Sr.	3V	Ewa Beach, HI (Campbell HS)
99	Stephens, Terrence	DT	6-2	294	Jr.-Jr.	2V	Gaithersburg, MD (Quince Orchard HS)

**Stanford Coaching Staff**

**Head Coach/Bradford M. Freeman Director of Football:**

David Shaw (Stanford '94), 1st Year

**Associate Head Coach/Co-Defensive Coordinator/Defensive Backs:**

Derek Mason (Northern Arizona '94)

**Offensive Coordinator/Quarterbacks:**

Pep Hamilton (Howard '97)

**Co-Defensive Coordinator/Inside Linebackers:**

Jason Tarver (Santa Clara '97)

**Defensive Line:**

Randy Hart (Ohio State '71)

**Running Game Coordinator/Offensive Line:**

Mike Bloomgren (Florida State '99)

**Running Backs:**

Mike Sanford (Boise State '05)

**Outside Linebackers:**

Lance Anderson (Idaho State '96)

**Recruiting Coordinator/Special Teams/Safeties:**

Brian Polian (John Carroll '97)

**Tight Ends/Offensive Tackles:**

Ron Crook (West Liberty State '91)

# GAME 3 | STANFORD at ARIZONA | SEPTEMBER 17, 2011 | 7:45 p.m. PT



## #7/6 Stanford 57, San Jose State 3 September 3, 2011 | Stanford, CA

STANFORD, Calif. -- Stanford ushered in the David Shaw Era with a dominating 57-3 victory over visiting San Jose State before an announced crowd of 47,816 at Stanford Stadium. Heisman Trophy candidate Andrew Luck completed 17 of 26 passes for 171 yards and two touchdowns and also ran for another as the Cardinal posted its highest point total in a season opener since 1969. After freshman Jordan Williamson opened the scoring with a 23 yard field goal at the 4:37 mark of the first quarter, Luck capped off a nine play, 70-yard drive with a one yard touchdown run just before the end of the first period. Following a Spartan turnover on its next possession, Luck connected with tight end Zach Ertz for a 13-yard touchdown to boost the lead to 17-0. Williamson's second field goal of the day -- a 37-yarder at the 9:48 mark -- extended the lead to 20-0. Stanford increased its lead to 27-0 with 2:25 left before half when Luck connected with Ryan Hewitt on a two-yard touchdown pass play. Running back Stepan Taylor's two touchdown runs highlighted a 16-point third quarter, helping the Cardinal boost its lead to 43-3. Stanford added two more touchdowns in the final period, the first coming on a 16-yard run by Tyler Gaffney, followed by a 39-yard touchdown pass from Brett Nottingham to tight end Coby Fleener which closed the scoring at the 9:04 mark. The Cardinal defense limited the Spartans to just 26 yards in rushing, with linebacker Shayne Skov recording a team-high seven tackles. The win was Stanford's ninth in a row dating back to last season, the program's longest winning streak since 1951. It also marked the 11th time in the last 27 games dating back to 2009 that Stanford had scored 40 or more points in a game.

Attendance: 47816

Score by Quarters	1	2	3	4	Score	
San Jose State	0	3	0	0	3	Record: (0-1)
Stanford	10	17	16	14	57	Record: (1-0)

### Scoring Summary:

Team	Qtr	Time	Scoring play	Plays	Time	Score
STAN	1st	08:51	Williamson, J 23 yd field goal	11-49	4:37	0 3
STAN	1st	00:57	Luck, A 1 yd run, Williamson, PAT	9-70	4:24	0 10
STAN	2nd	14:55	Ertz, Z 13 yd pass from Luck, AWilliamson, PAT	1-13	0:05	0 17
STAN	2nd	09:48	Williamson, J 37 yd field goal	4-8	1:24	0 20
STAN	2nd	02:25	Hewitt, R 2 yd pass from Luck, AWilliamson, PAT	3-1	1:32	0 27
SJSU	2nd	00:49	Waid, Harrison 18 yd field goal	6-69	1:31	3 27
STAN	3rd	13:13	Gardner, B safety			3 29
STAN	3rd	06:08	Taylor, S 3 yd run, Williamson, PAT	14-71	7:02	3 36
STAN	3rd	02:07	Taylor, S 1 yd run, Williamson, PAT	7-44	3:04	3 43
STAN	4th	10:02	Gaffney, T 16 yd run, Williamson, PAT	9-57	4:42	3 50
STAN	4th	09:04	Fleener, C 39 yd from Nottingham, Williamson, PAT	1-39	0:10	3 57

GAME SUMMARY	SJSU	STAN
FIRST DOWNS	12	21
RUSHES-YARDS (NET)	32-27	40-141
PASSING YDS (NET)	210	232
Passes Att-Comp-Int	33-17-0	31-22-0
TOTAL OFFENSE PLAYS-YARDS	65-237	71-373
Fumble Returns-Yards	0-0	1-37
Punt Returns-Yards	1-8	3-61
Kickoff Returns-Yards	10-168	3-90
Interception Returns-Yards	0-0	0-0
Punts (Number-Avg)	5-36.8	4-37.5
Fumbles-Lost	6-3	0-0
Penalties-Yards	7-70	3-30
Possession Time	25:30	34:30
Third-Down Conversions	3 of 14	5 of 13
Fourth-Down Conversions	0 of 1	2 of 2
Red-Zone Scores-Chances	1-2	8-8
Sacks By: Number-Yards	0-0	2-24

RUSHING: San Jose State-Rutley, Brandon 9-12; Freeman, David 9-12; Stewart, Dasmusen 1-10; Simpson, Jason 3-8; Boyd, Sam 1-1; Waid, Harrison 1-0; Faulkner, Matt 8-minus 16. Stanford-Taylor, Stepan 18-61; Gaffney, Tyler 5-23; Stewart, Jeremy 3-17; Wilkerson, Anthony 8-14; Hewitt, Ryan 3-9; Luck, Andrew 2-9; Montgomery, Ty 1-8.

PASSING: San Jose State-Faulkner, Matt 14-26-0-184; Stewart, Dasmusen 3-7-0-26. Stanford-Luck, Andrew 17-26-0-171; Picazzo, Robbie 3-3-0-15; Nottingham, Brett 2-2-0-46.

RECEIVING: San Jose State-Grigsby, Noel 8-82; Carr, Jabari 3-78; Jones, Chandler 3-24; Otten, Ryan 2-19; Rutley, Brandon 1-7. Stanford-Owusu, Chris 7-76; Fleener, Coby 3-53; Ertz, Zach 2-25; Taylor, Stepan 2-17; Hewitt, Ryan 2-15; Gaffney, Tyler 2-12; Whalen, Griff 1-15; Montgomery, Ty 1-9; Patterson, Jamal-Ras 1-7; Seale, Ricky 1-3.

INTERCEPTIONS: San Jose State-None. Stanford-None.

FUMBLES: San Jose State-Faulkner, Matt 4-1; Carr, Jabari 1-1; Rutley, Brandon 1-1. Stanford-None.

SACKS (UA-A): San Jose State-None. Stanford-Thomas, Chase 1-0; Gardner, Ben 0-1; Murphy, Trent 0-1.

TACKLES (UA-A): San Jose State-Buhagiar, Vince 4-6; Thompson, Peyton 5-3; Smith, Keith 3-5; Tuipulotu, Tiuke 4-3; Driver, Brandon 4-1; Orth, James 2-3; Ihenacho, Duke 2-3; Festejo, Pompey 3-1; Lousi, Cedric 2-1; Johnson, Travis 2-1; Muaava, Derek 2-1; Jones, Chandler 2-0; Raciti, Travis 1-1; Benwikere, Bene 1-1; Nigos, Joe 1-1; Newsome, Cullen 1-1; Simpson, Jason 1-0; Iaiina, Iina 1-0; Freeman, David 1-0; Tuitupou, David 1-0; Larceval, Anthony 0-1; Moeaki, Andrew 0-1.

Stanford-Skov, Shayne 5-2; Bergen, Max 3-3; Murphy, Trent 1-4; Howell, Delano 3-1; Bademosi, Johnson 3-1; Browning, Barry 1-3; Carrington, Devon 3-0; Thomas, Michael 2-1; Gardner, Ben 2-1; Vaughters, James 2-1; Tarpley, A.J. 2-1; Thomas, Chase 2-1; Amanam, Usua 2-0; Lyons, Wayne 2-0; Brown, Terrence 1-1; Hemschoot, Joe 1-1; Plantaric, Eddie 1-1; Masifilo, Matthew 0-2; Richards, Jordan 1-0; Parry, David 1-0; Gowan, Jacob 0-1; Debnick, Alex 0-1.



## #6/6 Stanford 44, Duke 14 September 10, 2011 | Durham, NC

DURHAM, N.C. -- Quarterback Andrew Luck matched his career high with four touchdown passes to lead Stanford to a 44-14 win over the Duke Blue Devils before an announced crowd of 24,785 at Wallace Wade Stadium. The win was Stanford's 10th in a row dating back to last season marking the program's longest winning streak since 1939-41, when the Indians won 13 straight over the course of three seasons. Luck finished the day completing 20 of 28 passes for 290 yards. The fourth touchdown passes ran his career total to 51, good for fourth place on Stanford's all-time career list. Coby Fleener (2), Chris Owusu and Zach Ertz were on the receiving end of Luck's scoring strikes, as the Cardinal utilized 10 different receivers in its passing game for the second straight week. Luck's only miscue on the day came in the second quarter,

when his pass intended for Chris Owusu was deflected and then intercepted by Lee Butler, who returned it 76 yards for a touchdown to cut Stanford's lead to 10-7. After Duke recovered its inside kick, the Cardinal defense quickly responded with a dominating series, turning back the Blue Devils with a three-and-out. Following a punt, Stanford took just :38 seconds and four plays to march 59 yards for a touchdown to increase its lead to 17-7. Luck was 4 for 4 on the drive, which culminated with a 10 yard touchdown pass to Chris Owusu. Owusu finished the day with seven catches for 106 yards, marking his fourth career 100-yard game. The Cardinal added a pair of touchdowns in the third quarter, the first coming on a 60-yard pass play from Luck to Fleener at the 6:41 mark. On the Cardinal's next possession, Jeremy Stewart broke lose for a 30-yard run to increase the lead to 30-7 with 4:06 left in the period. Luck's final touchdown pass of the day came at the 14:56 mark of the fourth quarter, when he found Zach Ertz in the back of the end zone. A one yard touchdown run by junior Tyler Gaffney with eight minutes left in the game accounted for Stanford's final score. Stanford's defense registered six sacks on the day and limited the Blue Devils to just 26 yards on the ground. Shayne Skov led the team with 11 tackles, while Chase Thomas had 2.5 sacks among his six total tackles.

Attendance: 24785

Score by Quarters	1	2	3	4	Score	
Stanford	7	10	13	14	44	Record: (2-0)
Duke	0	7	0	7	14	Record: (0-2)

### Scoring Summary:

Team	Qtr	Time	Scoring play	Plays	Time	Score
STAN	1st	08:51	Williamson, J 23 yd field goal	11-49	4:37	0 3
STAN	1st	10:01	Fleener 3 yd from Luck, A Williamson (PAT)	9-85	4:59	7 0
STAN	2nd	12:01	Williamson, J 40 yd field goal	8-51	3:35	10 0
DU	2nd	02:14	Butler, Lee 76 yd interception (Snyderwine PAT)			10 7
STAN	2nd	00:39	Owusu 10 yd from Luck (Williamson PAT)	4-59	0:38	17 7
STAN	3rd	06:41	Fleener 60 yd pass from Luck (Williamson PAT)	7-86	3:36	24 7
STAN	3rd	04:06	Stewart, J 30 yd run (Williamson FAILED)	3-39	1:28	30 7
STAN	4th	14:56	Ertz 3 yd from Luck (Williamson PAT)	5-32	1:46	37 7
STAN	4th	08:00	Gaffney, T 1 yd run (Williamson PAT)	5-65	2:58	44 7
DU	4th	00:57	Boone, A 2 yd run (Iijas PAT)	15-76	6:57	44 14

GAME SUMMARY	STAN	DUKE
FIRST DOWNS	24	17
RUSHES-YARDS (NET)	30-205	33-30
PASSING YDS (NET)	299	305
Passes Att-Comp-Int	30-21-1	39-28-0
TOTAL OFFENSE PLAYS-YARDS	60-504	72-335
Fumble Returns-Yards	0-0	0-0
Punt Returns-Yards	1-15	1-17
Kickoff Returns-Yards	2-32	6-134
Interception Returns-Yards	0-0	1-76
Punts (Number-Avg)	2-53.5	4-36.8
Fumbles-Lost	1-0	1-1
Penalties-Yards	3-25	4-38
Possession Time	25:36	34:24
Third-Down Conversions	4 of 9	3 of 16
Fourth-Down Conversions	1 of 1	4 of 6
Red-Zone Scores-Chances	4-4	1-3
Sacks By: Number-Yards	6-50	2-5

RUSHING: Stanford-Taylor, Stepan 14-75; Meinken, Geoff 3-61; Stewart, Jeremy 2-33; Seale, Ricky 2-15; Nottingham, Brett 1-10; Wilkerson, Anthony 2-6; Gaffney, Tyler 2-5; Luck, Andrew 3-2; TEAM 1-minus 2. Duke-Thompson, J 9-43; Kurunwune, P 5-13; Hollingsworth 3-10; Crowder, J 2-9; Boone, A 2-5; Connette, B 6-minus 17; Renfree, S 6-minus 33.

PASSING: Stanford-Luck, Andrew 20-28-1-290; Nottingham, Brett 1-2-0-9. Duke-Renfree, S 19-27-0-179;

Boone, A 7-9-0-70; Connette, B 1-2-0-35; King, A 1-1-0-21.

RECEIVING: Stanford-Owusu, Chris 7-106; Ertz, Zach 3-44; Fleener, Coby 2-63; Whalen, Griff 2-31; Hewitt, Ryan 2-19; Stewart, Jeremy 1-13; Patterson, Jamal-Ras 1-9; Taylor, Stepan 1-8; Terrell, Drew 1-4; Gaffney, Tyler 1-2. Duke-Vernon, C 6-98; Crowder, J 4-47; Helfet, C 4-32; Hollingsworth 3-37; Braxton, B 3-16; Deaver, B 2-28; Varner, D 2-26; Holliday, B 1-11; Thompson, J 1-8; Watkins, T 1-5; Gattis, C 1-minus 3.


INTERCEPTIONS: Stanford-None. Duke-Butler, Lee 1-76.

FUMBLES: Stanford-Luck, Andrew 1-0. Duke-Crowder, J 1-1.

SACKS (UA-A): Stanford-Thomas, Chase 2-1; Skov, Shayne 1-1; Stephens, Terrence 0-1; Murphy, Trent 0-1; Gardner, Ben 1-0. Duke-Anunike, K 2-0.

TACKLES (UA-A): Stanford-Skov, Shayne 6-5; Tarpley, A.J. 4-3; Lancaster, Jarek 3-4; Thomas, Chase 4-2; Thomas, Michael 3-3; Bademosi, Johnson 4-1; Howell, Delano 2-3; Bergen, Max 0-5; Richards, Jordan 2-2; Vaughters, James 2-2; Stephens, Terrence 1-3; Murphy, Trent 1-3; Browning, Barry 0-4; Anderson, Henry 0-3; Gatewood, Corey 2-0; Lyons, Wayne 0-1; Gardner, Ben 1-1; Debnick, Alex 1-1; Parry, David 0-2; Brown, T 0-2; Masifilo, M 0-2; Carrington, D 0-2; Terrell, D 1-0; Amanam, U 1-0; Muagututia, M 1-0; Lueders, B 0-1; Mauro, J 0-1. Duke-Daniels, M 8-5; Brown, Ke 3-2; Williams, J 3-2; France, C.J. 2-3; Gamble, A 2-3; Greene, Z 2-2; Canty, W 3-0; Anunike, K 2-1; Cockrell, R 2-1; Young-Wiseman 0-3; Campbell, A 1-1; Sowell, T 0-2; Sarmiento, S 0-2; Hazelton, C 1-0; Helton, D 1-0; Ingram, S 0-1; Foxx, J 0-1; Butler, Lee 0-1; Patterson, G 0-1; Rojas, K 0-1.





#6/6 Stanford 37, Arizona 10  
September 17, 2011 | Tucson, AZ

TUCSON, Ariz. – Stanford won its Pac-12 Conference opener to improve to 3-0 on the season with a 37-10 victory over Arizona in Tucson. Running back Stepan Taylor rushed for a career high 153 yards on 22 carries while Andrew Luck completed 20 of 31 passes for 325 yards and two touchdowns to pace the Cardinal to its 11th straight win overall. Jordan Williamson also added three field goals, including a season-long 45-yarder in the second quarter that gave Stanford a 13-3 lead. He also converted from 20 and 33 yards out to remain perfect on the year. Stanford's defense shutout the Wildcats in the second half, despite playing without the services of linebacker Shayne Skov who suffered a season-ending knee injury in the second quarter. The Cardinal limited the Wildcats to just 51 yards rushing and recorded five sacks among its 10 tackles-for-lost yardage. Luck's touchdown passes came in the second half, as he connected with Zach Ertz on a 16-yard scoring strike at the 5:22 mark of the third period to give the Cardinal a 23-10 lead. His 34 yard touchdown pass to Levine Toilolo culminated an eight play, 80 yard scoring drive that gave Stanford a 30-10 cushion early in the fourth quarter. Anthony Wilkerson and Jeremy Stewart also added touchdown runs as the Cardinal rolled up a season high 242 yards in rushing.

Attendance: 49636

Score by Quarters	1	2	3	4	Score	Record: (3-0,1-0)
Stanford	10	6	7	14	37	Record: (1-2,0-1)
Arizona	0	10	0	0	10	

Scoring Summary:

Team	Qtr	Time	Scoring play	Plays	Time	Score
STAN	1st	06:11	Williamson, J 20 yd field goal	9-57	3:29	3 0
STAN	1st	01:59	Wilkerson, A 24 yd run (Williamson PAT)	5-72	2:08	10 0
ARIZ	2nd	14:15	Salazar, J. 27 yd field goal	7-69	2:38	10 3
STAN	2nd	09:42	Williamson, J 45 yd field goal	8-64	4:26	13 3
ARIZ	2nd	05:57	Criner 6 yd from Foles (Salazar PAT)	11-79	3:45	13 10
STAN	2nd	01:22	Williamson, J 33 yd field goal	10-65	4:35	16 10
STAN	3rd	05:22	Ertz, Z 16 yd from Luck (Williamson PAT)	7-81	3:26	23 10
STAN	4th	14:54	Toilolo 34 yd from Luck (Williamson PAT)	8-80	3:00	30 10
STAN	4th	04:27	Stewart 2 yd run (Williamson PAT)	12-91	6:55	37 10

GAME SUMMARY	STAN	ARIZ
FIRST DOWNS	24	19
RUSHES-YARDS (NET)	39-242	23-51
PASSING YDS (NET)	325	282
Passes Att-Comp-Int	31-20-0	39-28-0
TOTAL OFFENSE PLAYS-YARDS	70-567	62-333
Fumble Returns-Yards	0-0	0-0
Punt Returns-Yards	2-18	0-0
Kickoff Returns-Yards	2-29	6-139
Interception Returns-Yards	0-0	0-0
Punts (Number-Avg)	2-43.0	5-50.0
Fumbles-Lost	0-0	1-0
Penalties-Yards	5-45	3-25
Possession Time	35:48	24:12
Third-Down Conversions	7 of 16	4 of 12
Fourth-Down Conversions	2 of 2	0 of 1
Red-Zone Scores-Chances	4-4	2-3
Sacks By: Number-Yards	5-40	0-0

RUSHING: Stanford-Taylor, Stepan 22-153; Luck, Andrew 3-36; Wilkerson, Anthony 2-28; Stewart, Jeremy 6-15; Gaffney, Tyler 3-13; TEAM 3-minus 3. Arizona-Antolin, K. 9-62; Carey, K. 6-25; Jenkins, D. 1-4; Beirne, B. 1-minus 3; Foles, N. 6-minus 37.

PASSING: Stanford-Luck, Andrew 20-31-0-325. Arizona-Foles, N. 24-33-0-239; Beirne, B. 4-6-0-43.

RECEIVING: Stanford-Hewitt, Ryan 5-71; Toilolo, Levine 4-102; Ertz, Zach 4-58; Whalen, Griff 3-26; Owusu, Chris 2-45; Fleener, Coby 1-0; Gaffney, Tyler 1-3. Arizona-Criner, J. 6-48; Roberts, D. 5-62; Crump, G. 5-44; Buckner, D. 4-71; Douglas, D. 4-31; Morrison, R. 1-15; Tutogi, T. 1-11; Carey, K. 1-4; Antolin, K. 1-minus 4.

INTERCEPTIONS: Stanford-None. Arizona-None.

FUMBLES: Stanford-None. Arizona-Foles, N. 1-0.

SACKS (UA-A): Stanford-Gardner, Ben 1-0; Vaughters, James 1-0; Murphy, Trent 1-0; TEAM 1-0; Bergen, Max 1-0. Arizona-None.

TACKLES (UA-A): Stanford-Carrington, Devon 7-0; Howell, Delano 5-0; Lancaster, Jarek 4-1; Thomas, Michael 3-1; Bergen, Max 3-0; Bademosi, Johnson 3-0; Browning, Barry 3-0; Tarpley, A.J. 3-0; Murphy, Trent 3-0; Thomas, Chase 2-1; Gardner, Ben 2-1; Amanam, Usua 2-0; Bernard, Harold 2-0; Debnjak, Alex 1-0; Gaffney, Tyler 1-0; Lueders, Blake 1-0; Vaughters, James 1-0; TEAM 1-0; Skov, Shayne 1-0. Arizona-Flowers, M. 14-2; Earls, D. 6-3; Vassallo, P. 3-6; Wade, T. 5-0; Hankins, R. 4-1; Golden, R. 3-2; Parish, C. 1-2; Taula, K. 0-3; Washington, J. 2-0; Fuimaono, S. 1-1; Hobson, H. 1-0; Grandon, J. 1-0; Johnson, C. 0-1; Richardson, S. 0-1.



#4/6 Stanford 45, UCLA 19  
October 1, 2011 | Stanford, CA

STANFORD, Calif. – Stanford kept the nation's longest unbeaten streak intact with a 45-19 victory over UCLA before a sellout crowd of 50,360 at Stanford Stadium. Andrew Luck was razor sharp in completing 23 of 27 passes for 227 yards and three touchdowns, while Stepan Taylor rushed for 112 yards on 17 carries, including two touchdowns. Two of Luck's touchdown passes went to tight end Coby Fleener, whose one-handed grab in traffic got Stanford on the board with nine seconds remaining in the first period. Fleener was also on the receiving end of a 51-yard scoring strike from Luck at the 14:15 mark of the third quarter. Fleener wasn't the only player to make a one-handed catch. On Stanford's first scoring drive, Luck handed off to Tyler Gaffney, who then handed to Drew Terrell. Terrell found Luck

down the right side and when his pass sailed just a little long, the Heisman Trophy candidate made a sensational one-handed grab and got one foot inbounds. The 13-yard gain pushed the ball down to the 15 yard line and five plays later, Luck found Fleener over the middle and the tight end made a leaping, one-handed catch in tight coverage. The play climaxed a 99 yard scoring drive after the Cardinal had turned back UCLA with a goal line stand on the game's first series. Stanford opened a 14-0 lead in the second quarter. Chase Thomas forced a fumble after sacking Bruin quarterback Jeff Breahtaut that was recovered by Devon Carrington. Taylor would finish the drive with a two yard plunge that gave the Cardinal a 14-0 lead at the 9:19 mark. Jordan Williamson's 23 yard field goal gave the Cardinal a 17-7 halftime lead.

Attendance: 50360

Score by Quarters	1	2	3	4	Score	Record: (2-3,1-1)
UCLA	0	7	6	6	19	Record: (4-0,1-0)
Stanford	7	10	14	14	45	

Scoring Summary:

Team	Qtr	Time	Scoring play	Plays	Time	Score
STAN	1st	00:09	Fleener 18 yd from Luck (Will. PAT)	16-99	8:08	0 7
STAN	2nd	09:19	Taylor 2 yd run (Williamson PAT)	8-43	4:03	0 14
STAN	2nd	02:37	Williamson, J 23 yd field goal	10-60	5:39	0 17
UCLA	2nd	00:08	Fauria 12 yd from Brehaut (Locke PAT)	9-80	2:23	7 17
STAN	3rd	14:15	Fleener 51 yd from Luck (Williamson PAT)	2-60	0:35	7 24
UCLA	3rd	10:31	Fauria 13 yd from Brehaut (Locke failed)	8-65	3:38	13 24
STAN	3rd	02:43	Gaffney, T 16 yd run (Williamson PAT)	4-34	1:42	13 31
UCLA	4th	13:21	Smith 7 yd run (Locke PAT failed)	9-56	4:17	19 31
STAN	4th	10:22	Taylor 1 yd run (Williamson PAT)	8-59	2:56	19 38
STAN	4th	01:51	Owusu 5 yd from Luck (Williamson PAT)	12-59	6:28	19 45

GAME SUMMARY	UCLA	STAN
FIRST DOWNS	19	24
RUSHES-YARDS (NET)	29-141	41-202
PASSING YDS (NET)	202	240
Passes Att-Comp-Int	33-18-0	28-24-0
TOTAL OFFENSE PLAYS-YARDS	62-343	69-442
Fumble Returns-Yards	0-0	1-5
Punt Returns-Yards	2--9	2-17
Kickoff Returns-Yards	7-126	2-51
Interception Returns-Yards	0-0	0-0
Punts (Number-Avg)	3-46.0	2-36.5
Fumbles-Lost	3-2	0-0
Penalties-Yards	3-25	7-80
Possession Time	25:43	34:17
Third-Down Conversions	6 of 13	10 of 14
Fourth-Down Conversions	1 of 3	1 of 1
Red-Zone Scores-Chances	3-4	6-6
Sacks By: Number-Yards	0-0	1-7

RUSHING: UCLA-Franklin, Johna 12-96; Brehaut, Richar 8-18; Jones, Malcolm 1-7; Smith, Josh 1-7; James, Jordan 2-6; Coleman, Derric 4-4; Dye, Tony 1-3. Stanford-Taylor, Stepan 17-112; Gaffney, Tyler 6-30; Wilkerson, Anthony 7-26; Luck, Andrew 3-11; Hewitt, Ryan 3-11; Meinken, Geoff 1-6; Terrell, Drew 1-4; Seale, Ricky 1-2; Stewart, Jeremy 1-2; TEAM 1-minus 2.

PASSING: UCLA-Brehaut, Richar 18-33-0-202. Stanford-Luck, Andrew 23-27-0-227; Terrell, Drew 1-1-0-13.

RECEIVING: UCLA-Rosario, Nelson 8-83; Fauria, Joseph 3-43; Evans, Shaquell 2-26; James, Jordan 1-21; Harkey, Cory 1-10; Embree, Taylor 1-8; Franklin, Johna 1-7; Marvray, Ricky 1-4. Stanford-Owusu, Chris 6-48; Fleener, Coby 4-78; Whalen, Griff 3-29; Ertz, Zach 2-22; Terrell, Drew 2-17; Stewart, Jeremy 2-12; Hewitt, Ryan 2-10; Luck, Andrew 1-13; Gaffney, Tyler 1-7; Taylor, Stepan 1-4.


INTERCEPTIONS: UCLA-None. Stanford-None.

FUMBLES: UCLA-Brehaut, Richar 1-1; Marvray, Ricky 1-0; Embree, Taylor 1-1. Stanford-None.

SACKS (UA-A): UCLA-None. Stanford-Thomas, Chase 1-0.

TACKLES (UA-A): UCLA-Larimore, Pat 8-3; Zumwalt, Jordan 6-3; Kendricks, Eric 3-3; McDonald, Tevin 4-1; Abbott, Andrew 4-1; Carter, Donovan 2-3; Hester, Aaron 4-0; Riley, Dietrich 3-1; Westgate, Sean 2-2; McKay, Stan 1-3; Epenesa, S. 3-0; Holmes, Damien 2-1; Marsh, Cassius 2-0; Graham, Jamie 1-1; Allen, David 1-0; Tapa, Iuta 1-0; Franklin, Johna 0-1; Chandler, Nate 0-1; Odighizuwa, O. 0-1; Edison, Justin 0-1. Stanford-Brown, Terrence 7-0; Lancaster, Jarek 5-2; Bademosi, Johnson 5-0; Thomas, Michael 3-2; Bergen, Max 2-3; Masifilo, Matthew 2-2; Thomas, Chase 2-1; Tarpley, A.J. 1-2; Murphy, Trent 2-0; Montgomery, Ty 2-0; Lueders, Blake 1-1; Gardner, Ben 1-1; Amanam, Usua 1-0; Howell, Delano 1-0; Bernard, Harold 1-0; Richards, Jordan 1-0; Carrington, Devon 1-0; Gaffney, Tyler 1-0; Stephens, Terrence 1-0; Parry, David 1-0; Vaughters, James 0-1; Hemschoot, Joe 0-1.





**#4/7 Stanford 48, Colorado 7**  
**October 8, 2011 | Stanford, CA**

STANFORD, Calif. – Andrew Luck completed 26 of 33 passes for 370 yards and three touchdowns to pace Stanford to a 48-7 victory over Colorado before a sellout crowd. The win was Stanford's 13th in a row, tying a school record and extending the nation's longest win streak. It also marked the Cardinal's eighth consecutive win at Stanford Stadium. Luck had his second highest passing total of his career in recording his 25th career win as a starter, tops among Stanford's quarterbacks. For the fourth time in five games, Stanford's defense held the opponent to a touchdown or less, as the Cardinal limited the Buffaloes to just 264 yards in total offense. The game got off to an inauspicious start when the Cardinal muffed the opening kickoff for its first fumble of the

season. When Colorado's drive stalled at the 12 yard line, Will Oliver's 29 yard field goal attempt was blocked by Max Bergen, who picked the ball up on one bounce and returned it 75 yards for a touchdown to give Stanford an early 7-0 lead. Luck engineered three first half scoring drives that gave the Cardinal a 27-7 lead at intermission. Stepfan Taylor's one yard touchdown run capped off a nine play, 78 yard drive that upped Stanford's lead to 33-0 at the 5:33 mark of the first period. Colorado's only score came at the 12:54 mark of the second period, when Tony Jones caught a five yard touchdown pass from Tyler Hansen. Stanford quickly countered with two second quarter touchdowns, the first coming on a one yard plunge by Jeremy Stewart and the second on a one-yard pass play from Luck to Ryan Hewitt. Hewitt also caught a 10-yard touchdown pass from Luck at the 11:03 mark of the third period to give the Cardinal a commanding 34-7 lead. A one yard run by Tyler Gaffney and a 30-yard touchdown pass from Luck to Griff Whalen early in the fourth quarter closed out the scoring. Whalen caught the ball on the 15-yard line and dragged a tackler into the end zone for his first touchdown reception of the season. He also caught three other passes, totaling a career high 92 yards.

Attendance: 50360

Score by Quarters	1	2	3	4	Score	
Colorado	0	7	0	0	7	Record (1-5, 0-2)
Stanford	13	14	14	7	48	Record (5-0, 3-0)


Scoring Summary:

Team	Qtr	Time	Scoring play	Plays	Time	Score
STAN	1st	11:01	Bergen 75 yd blocked FG ret (William PAT)....		0:07	7
STAN	1st	05:33	Taylor 1 yd run (Williamson no good).....	9-78	3:49	10
CU	2nd	12:54	Jones 5 yd run from Hansen (Oliver PAT).....	4-71	1:12	13
STAN	2nd	06:48	Stewart 1 yd run (Williamson PAT).....	7-53	2:49	20
STAN	2nd	02:07	Hewitt 1 yd from Luck (Williamson PAT).....	5-78	2:12	27
STAN	3rd	11:03	Hewitt 10 yd from Luck (Williamson PAT).....	6-37	2:21	34
STAN	3rd	02:03	Gaffney 1 yd run (Williamson PAT).....	14-84	6:41	41
STAN	4th	11:02	Whalen 30 yd from Luck (Williamson PAT).....	9-70	3:45	48

GAME SUMMARY

FIRST DOWNS	CU	11	STAN	28
RUSHES-YARDS (NET)	CU	27-60	STAN	35-161
PASSING YDS (NET)	CU	204	STAN	392
Passes Att-Comp-Int	CU	30-16-1	STAN	35-27-1
TOTAL OFFENSE PLAYS-YARDS	CU	57-264	STAN	70-553
Fumble Returns-Yards	CU	0-0	STAN	0-0
Punt Returns-Yards	CU	0-0	STAN	2-32
Kickoff Returns-Yards	CU	6-146	STAN	2-24
Interception Returns-Yards	CU	1-0	STAN	1-27
Punts (Number-Avg)	CU	8-43.2	STAN	2-44.0
Fumbles-Lost	CU	0-0	STAN	1-1
Penalties-Yards	CU	6-47	STAN	5-65
Possession Time	CU	28:34	STAN	31:26
Third-Down Conversions	CU	2 of 13	STAN	4 of 10
Fourth-Down Conversions	CU	0 of 0	STAN	2 of 2
Red-Zone Scores-Chances	CU	1-2	STAN	5-5
Sacks By: Number-Yards	CU	0-0	STAN	3-18

RUSHING: Colorado-Stewart, Rodney 11-21; Hansen, Tyler 6-19; Ford, Josh 4-15; Jones, Tony 6-5. Stanford-Gaffney, Tyler 9-61; Taylor, Stepfan 13-58; Wilkerson, Anthony 3-21; Stewart, Jeremy 4-12; Seale, Ricky 3-6; Meinken, Geoff 1-3; Luck, Andrew 1-2; Gatewood, Cory 1-minus 2. PASSING: Colorado-Hansen, Tyler 15-29-1-202; Hirschman, Nick 1-1-0-2. Stanford-Luck, Andrew 26-33-1-370; Nottingham, Brett 1-2-0-22. RECEIVING: Colorado-Gray, Logan 3-38; Clemons, Toney 3-31; Canty, Keenan 3-23; Stewart, Rodney 2-79; McCulloch, Tyler 2-16; Jones, Tony 2-8; Deehan, Ryan 1-9. Stanford-Whalen, Griff 4-92; Ertz, Zach 4-78; Hewitt, Ryan 4-28; Taylor, Stepfan 4-24; Owusu, Chris 3-34; Fleener, Coby 2-41; Toilolo, Levine 2-37; Patterson, Jamal-Ras 1-22; Gatewood, Cory 1-22; Gaffney, Tyler 1-11; Wilkerson, Anthony 1-3. INTERCEPTIONS: Colorado-Smith, Terrel 1-0. Stanford-Thomas, Michael 1-27. FUMBLES: Colorado-None. Stanford-Stewart, Jeremy 1-1. SACKS (UA-A): Colorado-None. Stanford-Bergen, Max 0-1; Thomas, Chase 0-1; Lueders, Blake 1-0; Murphy, Trent 0-1; Tarpley, A.J. 0-1. TACKLES (UA-A): Colorado-Polk, Ray 7-7; Perkins, Anthony 7-2; Henderson, Greg 4-4; Rippy, Douglas 4-4; Mahnke, Patrick 4-0; Major, Jon 3-1; Daigh, Brady 3-0; Smith, Terrel 2-1; Webb, Derrick 2-1; Espinoza, Jason 2-0; Pericak, Will 1-1; Greer, Woodson 1-0; Goldberg, David 1-0; Cunningham, Curt 1-0; Hartigan, Josh 1-0; Kasa, Nick 1-0; Stewart, Rodney 1-0; Oliver, Will 1-0; Danewitz, Ryan 1-0; Ahles, Tyler 0-1. Stanford-Howell, Delano 3-3; Bademosi, Johnson 3-2; Thomas, Chase 3-2; Brown, Terrence 4-0; Lueders, Blake 3-1; Thomas, Michael 3-1; Gardner, Ben 3-1; Murphy, Trent 2-1; Tarpley, A.J. 1-2; Masifilo, Matthew 2-0; Browning, Barry 2-0; Carrington, Devon 1-1; Parry, David 1-1; Bergen, Max 0-2; Bernard, Harold 1-0; Underwood, Cole 1-0; Williamson, Jordan 1-0; Gowan, Jacob 1-0; Debnik, Alex 1-0; Lancaster, Jarek 0-1; Anderson, Henry 0-1; Hemschoot, Joe 0-1.



**#5/7 Stanford 44, Wazzu 14**  
**October 15, 2011 | Pullman, WA**

PULLMAN, Wash.-- Andrew Luck threw four second half touchdowns to lead Stanford to a 44-14 victory over the Washington State Cougars in Pullman. The win was the Cardinal's 14th consecutive victory dating back to last year, setting a new school record and extending the nation's longest winning streak. Stanford turned the ball over twice in the first half and led by just three points at intermission, 10-7. However, Luck threw four touchdown passes – two to tight end Levine Toilolo, one to Stepfan Taylor on a short shovel pass and the last to tight end Coby Fleener, his sixth TD catch of the year. Ty Montgomery's 96 yard kickoff return on the game's final play accounted for the Cardinal's last touchdown of the game. Luck finished the game com-

pleting 23 of 36 passes for 336 yards and four touchdowns and passed Jim Plunkett on Stanford's all-time career passing list with 7,632 yards. Taylor finished the game with 100 yards on the ground, marking his 10th career, 100-yard rushing game. Stanford's defense held its 12th straight opponent to 20 points or less, the longest such streak since 1939-41.

Attendance: 30843

Score by Quarters	1	2	3	4	Score	
Stanford	3	7	14	20	44	Record: (6-0,4-0)
Washington State	0	7	0	7	14	Record: (3-3,1-2)

Scoring Summary:

Team	Qtr	Time	Scoring play	Plays	Time	Score
STAN	1st	01:34	Williamson, J 23 yd field goal.....	8-67	3:28	3
STAN	2nd	08:41	Stewart 1 yd run (Williamson PAT).....	7-20	4:01	10
WSU	2nd	02:18	Winston 2 yd run (Furney PAT).....	6-40	3:03	10
STAN	3rd	10:58	Toilolo 10 yd from Luck (Williamson PAT).....	4-85	1:48	17
STAN	3rd	01:18	Toilolo 26 yd from Luck (Williamson PAT).....	8-62	3:15	24
STAN	4th	13:52	Taylor 8 yd from Luck (Williamson PAT).....	6-58	2:06	31
STAN	4th	04:26	Fleener 28 yd from Luck (Williamson PAT).....	12-91	6:05	38
WSU	4th	00:14	Lobbestael 1 yd run (Furney PAT).....	13-79	4:05	38
STAN	4th	00:00	Montgomery 96 yd KO return (no kick).....			44

GAME SUMMARY	STAN	WSU
FIRST DOWNS	21	17
RUSHES-YARDS (NET)	30-139	28-48
PASSING YDS (NET)	336	209
Passes Att-Comp-Int	36-23-1	39-24-0
TOTAL OFFENSE PLAYS-YARDS	66-475	67-257
Fumble Returns-Yards	1-33	1-0
Punt Returns-Yards	2--1	0-0
Kickoff Returns-Yards	3-147	5-142
Interception Returns-Yards	0-0	1-0
Punts (Number-Avg)	3-37.3	7-42.3
Fumbles-Lost	3-1	3-1
Penalties-Yards	3-14	4-42
Possession Time	29:15	30:45
Third-Down Conversions	9 of 14	5 of 15
Fourth-Down Conversions	1 of 1	1 of 2
Red-Zone Scores-Chances	4-4	2-3
Sacks By: Number-Yards	6-31	0-0

RUSHING: Stanford-Taylor, Stepfan 17-100; Wilkerson, Anthony 6-25; Stewart, Jeremy 5-11; Gaffney, Tyler 1-3; Luck, Andrew 1-0. Washington State-Winston, Carl 9-31; Lobbestael, M. 3-13; Galvin, Rickey 3-11; Mitzi, Logwone 1-2; TEAM 2-minus 3; Tuel, Jeff 10-minus 6. PASSING: Stanford-Luck, Andrew 23-36-1-336. Washington State-Tuel, Jeff 17-30-0-145; Lobbestael, M. 7-9-0-64. RECEIVING: Stanford-Whalen, Griff 7-76; Ertz, Zach 5-52; Fleener, Coby 4-128; Taylor, Stepfan 3-22; Toilolo, Levine 2-36; Stewart, Jeremy 2-22. Washington State-Barton, Isiah 7-63; Wilson, Marq. 5-50; Ratliff, Bobby 4-33; Karstetter, Jar 3-26; Myers, Isiah 2-12; Mitzi, Logwone 1-12; Galvin, Rickey 1-10; Eaddy, Henry 1-3. INTERCEPTIONS: Stanford-None. Washington State-Horton, Damante 1-0. FUMBLES: Stanford-Bademosi, Johnson 1-0; Taylor, Stepfan 1-1; Montgomery, Ty 1-0. Washington State-Karstetter, Jar 2-1; Tuel, Jeff 1-0. SACKS (UA-A): Stanford-Bernard, Harold 1-1; Murphy, Trent 0-1; Thomas, Chase 0-1; Thomas, Michael 1-0; Masifilo, Matthew 0-1; Mauro, Josh 1-0; Lancaster, Jarek 1-0. Washington State-None. TACKLES (UA-A): Stanford-Bademosi, Johnson 5-0; Thomas, Chase 4-1; Thomas, Michael 4-0; Bergen, Max 3-1; Howell, Delano 3-1; Carrington, Devon 2-2; Brown, Terrence 3-0; Lancaster, Jarek 3-0; Gardner, Ben 3-0; Seals, Brent 1-2; Browning, Barry 1-2; Bernard, Harold 1-2; Richards, Jordan 2-0; Mauro, Josh 1-1; Masifilo, Matthew 0-2; Lueders, Blake 1-0; Underwood, Cole 1-0; Hemschoot, Joe 1-0; Fleener, Coby 1-0; Murphy, Trent 0-1; Tarpley, A.J. 0-1. Washington State-Bucannon, Deone 7-4; Hoffman-Ellis, A 6-2; Toomer, Tyree 2-4; Mizell, C.J. 4-1; Laurenzi, Anth. 3-1; Su'a, Chester 2-2; Ledgerwood, M. 2-2; Pu'u Robinson, J 1-3; Locker, Casey 3-0; Long, Travis 2-0; Simmons, Dan. 2-0; Rankin, Brandon 1-1; Horton, Damante 1-0; Pole, Kalaf. 1-0; Mitzi, Logwone 1-0; Mason, Marcus 1-0; Carpenter, Ant. 1-0; Washington, N. 0-1; Bock, Matthew 0-1; Coen, Cyrus 0-1; Duckett, Tyrone 0-1.





#5/7 Stanford 65, Washington 21  
October 22, 2011 | Stanford, CA

STANFORD, Calif. – Stanford amassed a school-record 446 yards in rushing as it extended the nation's longest winning streak to 15 games with a 65-21 victory over No. 22 Washington before a sellout crowd of 50,360 at Stanford Stadium. Stepan Taylor (138) and Tyler Gaffney (177) both went over the 100-yard mark while sophomore Anthony Wilkerson added 93 yards to pace Stanford's rushing attack, including a 38-yard run with 1:25 left that pushed the Cardinal past the previous single-game rushing record of 439 yards, set against Oregon State in 1981. Quarterback Andrew Luck completed 16 of 21 passes for 169 yards and two touchdowns to move into third place on the school's all-time career passing list. However, Stanford's offensive line pounded the Huskies relentlessly all game long to pave the way for the most impressive rushing performance in school history.

With Stanford leading just 17-14 after a 61-yard touchdown run by Washington's Chris Polk, Taylor broke loose for a 70-yard touchdown run gave Stanford a 24-14 lead at the 13:18 mark of the second quarter. Ten minutes later, Luck found Drew Terrell in the corner of the end zone for a five yard TD pass that increased the Cardinal's lead to 31-14 at the 3:44 mark. It was Terrell's first career touchdown reception. On the Huskies next possession, Michael Thomas intercepted a Keith Price pass and returned it 62 yards for a touchdown to give Stanford a comfortable, 38-14 lead at intermission. Stanford used a pair of touchdown runs by Wilkerson and one from Gaffney, along with two Jordan Williamson field goals, to pull away from the Huskies on its way to its 15th consecutive victory. Stanford compiled 651 yards in total offense, the seventh-highest total in school history.

Attendance: 50360

Score by Quarters	1	2	3	4	Score	Record: (5-2,3-1)
Washington	7	7	0	7	21	Record: (7-0,5-0)
Stanford	10	28	10	17	65	

Scoring Summary:

Team	Qtr	Time	Scoring play	Plays	Time	Score
STAN	1st	11:35	Stewart, J 2 yd run (Williamson, J PAT)	6-76	3:25	0 7
STAN	1st	06:46	Williamson, J 39 yd field goal	6-52	1:38	0 10
WASH	1st	03:00	Polk 46 yd run (Folk PAT)	8-80	3:37	7 10
STAN	2nd	14:26	Fleener 1 yd from Luck (Williamson,PAT)	8-80	3:28	7 17
WASH	2nd	13:34	Polk, Chris 61 yd run (Folk PAT)	2-69	0:52	14 17
STAN	2nd	13:18	Taylor 70 yd run (Williamson PAT)	1-70	0:00	14 24
STAN	2nd	03:44	Terrell 5 yd from Luck (Williamson PAT)	10-72	5:38	14 31
STAN	2nd	00:56	Thomas, M 62 yd int. ret (Williamson PAT)	.....	.....	14 38
STAN	3rd	11:16	Gaffney 4 yd run.. (Williamson, J PAT)	6-64	2:41	14 45
STAN	3rd	03:51	Williamson 30 yd field goal	.....	5:24	14 48
WASH	4th	12:48	Hudson 2 yd from Price (Folk PAT)	10-56	4:32	21 48
STAN	4th	09:14	Wilkerson 18 yd run (Williamson PAT)	7-66	3:32	21 55
STAN	4th	07:37	Williamson 32 yd field goal	4-6	1:30	21 58
STAN	4th	01:25	Wilkerson 38 yd run (Williamson PAT)	7-68	4:23	21 65

GAME SUMMARY	WASH	STAN
FIRST DOWNS	19	26
RUSHES-YARDS (NET)	26-172	44-446
PASSING YDS (NET)	258	169
Passes Att-Comp-Int	38-24-2	22-16-0
TOTAL OFFENSE PLAYS-YARDS	64-430	66-615
Fumble Returns-Yards	0-0	0-0
Punt Returns-Yards	1-13	1-5
Kickoff Returns-Yards	12-285	4-97
Interception Returns-Yards	0-0	2-62
Punts (Number-Avg)	4-40.0	1-41.0
Fumbles-Lost	1-1	0-0
Penalties-Yards	7-84	9-58
Possession Time	26:50	33:10
Third-Down Conversions	6 of 13	8 of 12
Fourth-Down Conversions	0 of 0	0 of 0
Red-Zone Scores-Chances	1-1	7-7
Sacks By: Number-Yards	0-0	2-9

RUSHING: Washington-Polk, Chris 15-144; Sankey, Bishop 5-31; Aguilar, Devin 1-5; Callier, Jesse 3-1; Price, Keith 2-minus 9. Stanford-Taylor, Stepan 10-138; Gaffney, Tyler 9-117; Wilkerson, Anthony 14-93; Owusu, Chris 1-45; Luck, Andrew 3-23; Stewart, Jeremy 6-20; Meinken, Geoff 1-10.

PASSING: Washington-Price, Keith 23-36-1-247; Montana, Nick 1-2-1-11. Stanford-Luck, Andrew 16-21-0-169; Nottingham, Brett 0-1-0-0.

RECEIVING: Washington-SeferianJenkins 5-77; Aguilar, Devin 5-71; Kearse, Jer. 4-52; Johnson, James 3-27; Polk, Chris 3-7; Williams, Kasen 2-18; Smith, Kevin 1-4; Hudson, Evan 1-2. Stanford-Owusu, Chris 5-40; Whalen, Griff 4-76; Ertz, Zach 2-29; Taylor, Stepan 2-14; Terrell, Drew 1-5; Montgomery, Ty 1-4; Fleener, Coby 1-1.

INTERCEPTIONS: Washington-None. Stanford-Thomas, Michael 1-62; Browning, Barry 1-0.

FUMBLES: Washington-Smith, Kevin 1-1. Stanford-None.

SACKS (UA-A): Washington-None. Stanford-Lancaster, Jarek 1-0; Lueders, Blake 1-0.

TACKLES (UA-A): Washington-Dennison, Cort 5-8; Parker, Sean 5-4; Glenn, Justin 3-5; Shamburger, W. 6-1; Thompson, E. 2-3; Truffant, D. 1-4; Kearse, Jamaal 1-4; Tutogi, Thomas 1-3; Walker, Greg 2-1; Fuimaono, P. 2-1; Feilner, Nate 1-2; Goben, Anthony 2-0; Timu, John 2-0; Ducre, Gregory 1-1; Shirley, Josh 1-1; Potoa'e, Sione 0-2; Crichton, Talia 0-1; Hudson, Andrew 0-1; Gilliland, G. 0-1; Richardson, Q. 0-1; Sager, Cole 0-1; Shelton, Danny 0-1. Stanford-Lancaster, Jarek 6-4; Richards, Jordan 3-6; Thomas, Michael 3-4; Thomas, Chase 4-2; Lueders, Blake 3-2; Bademosi, Johnson 2-2; Brown, Terrence 2-2; Tarpley, A.J. 1-3; Masfillo, Matthew 1-3; Etiz, Brent 3-0; Amanan, Usua 1-2; Browning, Barry 2-0; Muagututia, Myles 2-0; Bergen, Max 1-1; Gardner, Ben 0-2; Carrington, Devon 0-2; Murphy, Trent 0-2; Olugbode, Kyle 1-0; Hemschoot, Joe 1-0; Meinken, Geoff 1-0; Bernard, Harold 1-0; Anderson, Henry 0-1; Debnick, Alex 0-1; Vaughters, James 0-1.



#3/4 Stanford 56, USC 48, 3 OT  
October 29, 2011 | Los Angeles, CA

LOS ANGELES – In a game for the ages, Stanford outlasted No. 20 USC, 56-48 in triple overtime, extending the nation's longest winning streak to 16 games. The Cardinal improved to 8-0 on the season when linebacker A.J. Tarpley recovered a Curtis McNeal fumble in the end zone to preserve the victory and end the longest game in Stanford history. It also marked Stanford's third straight win over USC and its third straight at the Coliseum, a feat last accomplished in 1933, 1935 and 1937. Andrew Luck completed 29 of 40 passes for 335 yards and three touchdowns and engineered a 10-play, 76-yard scoring drive to tie the game at the end of regulation after throwing an interception that was returned 33 yards for a touchdown that gave the Cardinal 34-27 lead with 3:08 remaining. Luck drove the Cardinal 76 yards to set up Stepan Taylor's two-yard touchdown run that tied the

score at 34-34 with 38 seconds remaining in regulation. After the teams traded touchdowns in the first two overtime periods, Stanford scored its third overtime touchdown on a five-yard run by Taylor. Luck found tight end Coby Fleener in the back of the end zone to give the Cardinal a 56-48 lead. On USC's next possession, quarterback Matt Barkley completed a 21-yard pass to Marquis Lee that put the ball on the four yard line. On the very next play, McNeal was hit hard by Stanford nose guard Terrence Stephens and the ball rolled into the end zone, where it was recovered by Tarpley, ending the game and silencing the sellout crowd of 93,607 at the Los Angeles Coliseum. Tarpley finished the game with nine tackles and also intercepted a Barkley pass in the first quarter. Redshirt freshman Eric Whittaker, substituting for an injured Jordan Williamson, made both of his field goal tries from 33 and 29 yards out and converted all six of his point after attempts. He was named the Pac-12's Special Teams Player of the Week for his efforts.

Attendance: 93607

Score by Quarters	1	2	3	4	OT	Score	Record: (8-0,6-0)
Stanford	7	3	14	10	22	56	Record: (8-0,6-0)
USC	3	3	14	14	14	48	Record: (6-2,3-2)

Scoring Summary:

Team	Qtr	Time	Scoring play	Plays	Time	Score
STAN	1st	08:56	Gaffney, T 10 yd from Luck (Whittaker PAT)	10-83	6:04	7 0
USC	1st	00:14	Heidari 22 yd field goal	.....	12:55	5:03 7 3
STAN	2nd	07:10	Whittaker 33 yd field goal	.....	7:26	2:38 10 3
USC	2nd	00:11	Heidari 50 yd field goal	.....	6:22	2:30 10 6
USC	3rd	13:54	McNeal 61 yd run (Heidari PAT)	3-79	1:06	10 13
USC	3rd	10:30	McNeal 25 yd run (Heidari PAT)	.....	3-40	1:21 10 20
STAN	3rd	06:34	Hewitt 5 yd from Luck (Whittaker PAT)	.....	9-75	3:50 17 20
STAN	3rd	01:22	Luck 2 yd run (Whittaker PAT)	.....	7-86	3:20 24 20
USC	4th	13:04	Lee 28 yd from Barkley (Heidari PAT)	.....	7-73	3:14 24 27
STAN	4th	05:10	Whittaker 29 yd field goal	.....	5-18	2:01 27 27
USC	4th	03:08	Robey 33 yd int. return (Heidari PAT)	.....	.....	27 34
STAN	4th	00:38	Taylor 2 yd run (Whittaker PAT)	.....	10-76	2:25 34 34
STAN	OT	15:00	Stewart 1 yd run (Whittaker PAT)	.....	12-0	0:33 41 34
USC	OT	15:00	Woods 15 yd from Barkley (Heidari PAT)	.....	3-25	0:00 41 41
USC	OT	15:00	Telfer 12 yd from Barkley (Heidari PAT)	.....	3-25	0:00 41 48
STAN	OT	15:00	Toilolo 11 yd from Luck (Whittaker PAT)	.....	5-25	0:00 48 48
STAN	OT	15:00	Taylor 5 yd run (Luck to Fleener 2pt)	.....	3-25	0:00 56 48

GAME SUMMARY	STAN	USC
FIRST DOWNS	29	25
RUSHES-YARDS (NET)	48-186	23-148
PASSING YDS (NET)	330	284
Passes Att-Comp-Int	40-29-1	45-28-1
TOTAL OFFENSE PLAYS-YARDS	88-516	68-432
Fumble Returns-Yards	0-0	0-0
Punt Returns-Yards	1-32	2-22
Kickoff Returns-Yards	6-123	5-63
Interception Returns-Yards	1-0	1-33
Punts (Number-Avg)	5-37.4	5-36.8
Fumbles-Lost	1-0	0-0
Penalties-Yards	11-91	3-35
Possession Time	35:53	39:07
Third-Down Conversions	6 of 15	4 of 12
Fourth-Down Conversions	1 of 1	0 of 0
Red-Zone Scores-Chances	8-9	3-4
Sacks By: Number-Yards	0-0	2-20

RUSHING: Stanford-Taylor, Stepan 23-99; Luck, Andrew 9-36; Gaffney, Tyler 7-36; Stewart, Jeremy 5-9; Wilkerson, Anthony 1-3; Meinken, Geoff 1-3; Hewitt, Ryan 1-1; TEAM 1-minus 1. USC-McNeal, Curtis 20-145; Tyler, Marc 1-3; Barkley, Matt 1-2; Woods, Robert 1-minus 2.

PASSING: Stanford-Luck, Andrew 29-40-1-330. USC-Barkley, Matt 28-45-1-284.

RECEIVING: Stanford-Whalen, Griff 6-102; Montgomery, Ty 5-87; Toilolo, Levine 4-35; Hewitt, Ryan 4-28; Owusu, Chris 3-21; Taylor, Stepan 3-17; Gaffney, Tyler 2-11; Fleener, Coby 1-21; Wilkerson, Anthony 1-3; Stewart, Jeremy 0-5. USC-Woods, R 9-89; Lee, M 7-94; Telfer, R 5-45; Ellison, Rhett 2-22; Grimbale, Xavier 2-15; Carlisle, Amir 1-8; Prater, K 1-6; McNeal, C 1-5.


INTERCEPTIONS: Stanford-Tarpley, A.J. 1-0. USC-Robey, Nickell 1-33.

FUMBLES: Stanford-Luck, A 1-0. USC-McNeal, C 2-1; Woods, R 1-0; Galten, J 1-0.

SACKS (UA-A): Stanford-None. USC-Kennard, Devon 1-0; Horton, Wes 1-0.

TACKLES (UA-A): Stanford-Lancaster, Jarek 4-6; Tarpley, A.J. 5-4; Brown, Terrence 4-4; Richards, Jordan 3-5; Thomas, Michael 2-5; Bademosi, Johnson 3-2; Murphy, Trent 2-1; Browning, Barry 2-1; Stephens, Terrence 2-1; Carrington, Devon 1-2; Thomas, Chase 1-2; Masfillo, Matthew 1-1; Gardner, Ben 1-1; TEAM 1-0; Debnick, Alex 1-0; Montgomery, Ty 1-0; Hemschoot, Joe 1-0; Bergen, Max 0-1. USC-Bailey, Dion 7-6; Wiley, Isaiah 7-4; Robey, Nickell 8-2; Galippo, Chris 4-3; Pullard, Hayes 5-1; McDonald, T.J. 3-2; Starling, J. 3-2; Kennard, Devon 2-3; Horton, Shane 2-2; Dawson, Lamar 2-2; McAllister, D. 1-3; Burnett, Tony 1-3; Perry, Nick 1-2; Tavai, J.R. 2-0; Horton, Wes 2-0; Tupou, C. 1-1; Cumming, Ross 0-2; Harris, DaJohn 1-0; Team 1-0; Wright, D. 1-0; Vehikite, S. 0-1; Jones, Marshall 0-1; Flournoy, D. 0-1; Galten, Jeremy 0-1.





#3/4 Stanford 44, Wazzu 14  
November 22, 2011 | Corvallis, OR

CORVALLIS, Ore.-- Stanford overcame a sluggish start to defeat the Oregon State Beavers, 38-13, to extend its winning streak to 17 games. After a scoreless first quarter, the Cardinal got on the board first at the 14:57 mark of the second period, as Jeremy Stewart capped an 11-play, 92-yard scoring drive with a two yard touchdown run. On its next possession, Stanford marched 67 yards on 13 plays, culminating in a 17-yard touchdown pass from Andrew Luck to Griff Whalen that increased the lead to 14-0 at the 7:51 mark of the second quarter, Stanford's lead was cut in half when Sean Mannion connected with James Rodgers on a 15-yard touchdown pass at the 5:25 mark of the second quarter. However, the Cardinal took a 17-7 lead at halftime after Eric Whitaker kicked a 31 yard field goal just before intermission. The

Beavers scored on their first possession of the second half, as Malcom Agnew capped off a six-play, 66-yard drive with a two-yard touchdown run. Stanford's Ben Gardner blocked the point after attempt, leaving the score at 17-13 with at the 11:59 mark of the third. After the two teams exchanged punts, Stanford scored touchdowns on its next three possessions to put the game out of reach and preserve the nation's longest winning streak. Luck connected with running back Stepfan Taylor on a 27-yard touchdown with 2:40 left in the third period to give the Cardinal to a 24-13 advantage. After Chase Thomas sacked Mannion to force a fumble that was recovered by Matt Masifilo, the Cardinal used just three plays to increase its lead to 31-13, as Luck found tight end Coby Fleener for a 14-yard touchdown strike. Tyler Gaffney capped off the scoring with a 10-yard touchdown run with 6:07 remaining in the game.

Attendance: 42835

Score by Quarters	1	2	3	4	Score	
Stanford	0	17	14	7	38	Record (9-0, 7-0 Pac-12)
Oregon State	0	7	6	0	13	Record (2-7, 2-4 Pac-12)

Scoring Summary:

Team	Qtr	Time	Scoring play	Plays	Time	Score	
STAN	2nd	14:57	Stewart, J 2 yd run	11	11:52	6:24	7 0
STAN	2nd	07:51	Whalen, G 17 yd pass from Luck, A...	13	6:57	5:28	14 0
OSU	2nd	05:25	Rodgers, James 15 yd pass from Mannion, Sean	6	5:25	5:28	14 7
STAN	2nd	00:35	Whitaker, E 31 yd field goal	1	0:35	4:43	17 7
OSU	3rd	11:59	Agnew, Malcolm 2 yd run	6	11:59	2:54	17 13
STAN	3rd	02:40	Taylor, S 27 yd pass from Luck, A	8	2:40	3:46	24 13
STAN	3rd	00:35	Fleener, C 14 yd pass from Luck, A	3	0:35	1:23	31 13
STAN	4th	06:07	Gaffney, T 10 yd run	1	6:07	7:03	38 13

GAME SUMMARY	STAN	OSU
FIRST DOWNS	31	13
RUSHES-YARDS (NET)	48-300	17-33
PASSING YDS (NET)	207	252
Passes Att-Comp-Int	31-21-1	30-18-0
TOTAL OFFENSE PLAYS-YARDS	79-507	47-285
Fumble Returns-Yards	0-0	0-0
Punt Returns-Yards	0-0	0-0
Kickoff Returns-Yards	3-70	6-111
Interception Returns-Yards	0-0	1-0
Punts (Number-Avg)	2-39.5	5-44.0
Fumbles-Lost	0-0	3-1
Penalties-Yards	6-55	5-55
Possession Time	40:20	19:40
Third-Down Conversions	10 of 15	2 of 9
Fourth-Down Conversions	0 of 0	0 of 1
Red-Zone Scores-Chances	5-5	2-2
Sacks By: Number-Yards	3-27	0-0

RUSHING: Stanford-Taylor, Stepfan 13-95; Gaffney, Tyler 12-56; Stewart, Jeremy 9-47; Wilkerson, Anthony 7-37; Owusu, Chris 1-33; Luck, Andrew 4-28; Meinken, Geoff 2-4. Oregon State-Wheaton, Markus 2-19; Agnew, Malcolm 8-15; Rodgers, James 2-13; Cooks, Brandin 1-8; Ward, Terron 1-5; Mannion, Sean 3-minus 27.

PASSING: Stanford-Luck, Andrew 20-30-1-206; Nottingham, Brett 1-1-0-1. Oregon State-Mannion, Sean 18-30-0-252.

RECEIVING: Stanford-Whalen, Griff 6-87; Terrell, Drew 3-26; Hewitt, Ryan 3-23; Taylor, Stepfan 2-26; Fleener, Coby 2-26; Owusu, Chris 2-6; Meinken, Geoff 1-6; Toilolo, Levine 1-6; Ward, Lee 1-1. Oregon State-Rodgers, James 6-77; Wheaton, Markus 3-70; Anderson, Tyler 3-7; Halahuni, Joe 2-53; Cummings, Kevin 2-30; Cooks, Brandin 1-13; Agnew, Malcolm 1-2.

INTERCEPTIONS: Stanford-None. Oregon State-Doctor, Michael 1-0.

FUMBLES: Stanford-None. Oregon State-Mannion, Sean 1-1; Wheaton, Markus 1-0; Ward, Terron 1-0.

SACKS (UA-A): Stanford-Murphy, Trent 1-1; Lancaster, Jarek 0-1; Thomas, Chase 1-0. Oregon State-None.

TACKLES (UA-A): Stanford-Lancaster, Jarek 3-4; Tarpley, A.J. 3-3; Thomas, Michael 3-1; Badesimo, Johnson 2-2; Richards, Jordan 2-1; Brown, Terrence 2-0; Murphy, Trent 1-1; Gardner, Ben 1-1; Thomas, Chase 1-1; Gaffney, Tyler 1-1; Carrington, Devon 1-0; Meinken, Geoff 1-0; Toilolo, Levine 1-0; Lueders, Blake 1-0; Stewart, Jeremy 1-0; Stephens, Terrence 1-0; Muagutua, Myles 1-0; Gatewood, Cory 1-0; Hemschoot, Joe 0-1. Oregon State-Watkins, A. 7-5; Mitchell, Lance 6-4; Robinson, R. 5-4; Collins, C. 5-1; Poyer, Jordan 4-2; Doctor, Michael 3-3; Wynn, Dylan 0-5; Reynolds, R. 4-0; Murphy, Ryan 2-2; Crichton, Scott 1-3; Parker, Keynan 1-2; Welch, D.J. 1-2; Seumalo, Andrew 0-3; Frahm, Kevin 0-3; Watkins, Brian 1-1; Anderson, Tyler 1-0; Motter, Ben 1-0; Lamb, Michael 1-0; Zimmerman, T. 0-1; Fifita, Rudolf 0-1; Williams, Josh 0-1; Ward, Terron 0-1; McCants, Ryan 0-1; Braun, John 0-1.



Team Statistics	STAN	OPP
SCORING	434	149
Points Per Game	48.2	16.6
FIRST DOWNS	228	152
Rushing	94	37
Passing	120	103
Penalty	14	12
RUSHING YARDAGE	2022	710
Yards gained rushing	2075	1005
Yards lost rushing	53	295
Rushing Attempts	355	238
Average Per Rush	5.7	3.0
Average Per Game	224.7	78.9
TDs Rushing	26	9
PASSING YARDAGE	2530	2206
Comp-Att-Int	203-284-5	201-326-4
Average Per Pass	8.9	6.8
Average Per Catch	12.5	11.0
Average Per Game	281.1	245.1
TDs Passing	27	9
TOTAL OFFENSE	4552	2916
Total Plays	639	564
Average Per Play	7.1	5.2
Average Per Game	505.8	324.0
KICK RETURNS: #-Yards	27-663	63-1314
PUNT RETURNS: #-Yards	14-179	7-51
INT RETURNS: #-Yards	4-89	5-109
KICK RETURN AVERAGE	24.6	20.9
PUNT RETURN AVERAGE	12.8	7.3
INT RETURN AVERAGE	22.2	21.8
FUMBLES-LOST	6-2	22-10
PENALTIES-Yards	52-463	42-421
Average Per Game	51.4	46.8
PUNTS-Yards	23-923	46-1925
Average Per Punt	40.1	41.8
Net punt average	35.3	37.1
TIME OF POSSESSION/Game	33:17	26:43
3RD-DOWN Conversions	63/118	35/117
3rd-Down Pct	53%	30%
4TH-DOWN Conversions	10/10	6/14
4th-Down Pct	100%	43%
SACKS BY-Yards	28-206	4-25
MISC YARDS	109	0
TOUCHDOWNS SCORED	56	20
FIELD GOALS-ATTEMPTS	14-15	4-14
ON-SIDE KICKS	0-0	1-2
RED-ZONE SCORES	(52-52) 100%	(16-24) 67%
RED-ZONE TOUCHDOWNS	(41-52) 79%	(13-24) 54%
PAT-ATTEMPTS	(52-54) 96%	(17-20) 85%
ATTENDANCE	198896	241706
Games/Avg Per Game	4/49724	5/48341
Neutral Site Games		0/0

Score by Quarters	1st	2nd	3rd	4th	OT	Total
Stanford	67	112	116	117	22	434
Opponents	10	58	26	41	14	149



**GAME 10 | STANFORD vs. OREGON | NOVEMBER 12, 2011 | 5:00 p.m.**

Rushing	gp-gs	att	gain	loss	net	avg	td	lg	avg/g
Taylor, Stepfan	9-9	147	903	12	891	6.1	8	70	99.0
Gaffney, Tyler	9-0	54	346	2	344	6.4	6	34	38.2
Wilkerson, Anthony	9-0	50	256	3	253	5.1	3	38	28.1
Stewart, Jeremy	9-0	41	166	0	166	4.0	7	30	18.4
Luck, Andrew	9-9	29	172	25	147	5.1	2	17	16.3
Meinken, Geoff	9-2	9	87	0	87	9.7	0	40	9.7
Owusu, Chris	9-7	2	78	0	78	39.0	0	45	8.7
Seale, Ricky	9-0	6	24	1	23	3.8	0	10	2.6
Hewitt, Ryan	9-7	7	21	0	21	3.0	0	6	2.3
Nottingham, Brett	6-0	1	10	0	10	10.0	0	10	1.7
Montgomery, Ty	9-0	1	8	0	8	8.0	0	8	0.9
Terrell, Drew	9-0	1	4	0	4	4.0	0	4	0.4
Gatewood, Cory	9-0	1	0	2	-2	-2.0	0	0	-0.2
TEAM	4-0	6	0	8	-8	-1.3	0	0	-2.0
Total	9	355	2075	53	2022	5.7	26	70	224.7
Opponents	9	238	1005	295	710	3.0	9	61	78.9

Passing	gp-gs	effic	comp-att-int	pct	yds	td	lg	avg/g
Luck, Andrew	9-9	174.05	194-272-5	71.3	2424	26	62	269.3
Nottingham, Brett	6-0	185.65	5-8-0	62.5	78	1	39	13.0
Picazo, Robbie	1-0	142.00	3-3-0	100.0	15	0	6	15.0
Terrell, Drew	9-0	209.20	1-1-0	100.0	13	0	13	1.4
Total	9	174.16	203-284-5	71.5	2530	27	62	281.1
Opponents	9	125.15	201-326-4	61.7	2206	9	76	245.1

Receiving	gp-gs	no.	yds	avg	td	lg	avg/g
Whalen, Griff	9-6	36	534	14.8	2	32	59.3
Owusu, Chris	9-7	35	376	10.7	2	43	41.8
Ertz, Zach	8-3	22	308	14.0	3	26	38.5
Hewitt, Ryan	9-7	22	194	8.8	4	31	21.6
Fleener, Coby	9-3	20	431	21.5	8	62	47.9
Taylor, Stepfan	9-9	18	132	7.3	2	27	14.7
Toilolo, Levine	9-8	13	216	16.6	4	39	24.0
Gaffney, Tyler	9-0	8	46	5.8	1	11	5.1
Montgomery, Ty	9-0	7	100	14.3	0	62	11.1
Terrell, Drew	9-0	7	52	7.4	1	11	5.8
Stewart, Jeremy	9-0	5	52	10.4	0	15	5.8
Patterson, Jamal-Ras	8-0	3	38	12.7	0	22	4.8
Wilkerson, Anthony	9-0	2	6	3.0	0	3	0.7
Gatewood, Cory	9-0	1	22	22.0	0	22	2.4
Luck, Andrew	9-9	1	13	13.0	0	13	1.4
Meinken, Geoff	9-2	1	6	6.0	0	6	0.7
Seale, Ricky	9-0	1	3	3.0	0	3	0.3
Ward, Lee	5-0	1	1	1.0	0	1	0.2
Total	9	203	2530	12.5	27	62	281.1

Punt Returns	no.	yds	avg	td	lg
Terrell, Drew	13	180	13.8	0	42
Bademosi, Johnson	1	-1	-1.0	0	0
Total	14	179	12.8	0	42
Opponents	7	51	7.3	0	22

Interceptions	no.	yds	avg	td	lg
Thomas, Michael	2	89	44.5	1	62
Browning, Barry	1	0	0.0	0	0
Tarpley, A.J.	1	0	0.0	0	0
Total	4	89	22.2	1	62
Opponents	5	109	21.8	2	76

Kick Returns	no.	yds	avg	td	lg
Montgomery, Ty	15	439	29.3	1	96
Owusu, Chris	8	177	22.1	0	59
Stewart, Jeremy	3	37	12.3	0	21
Terrell, Drew	1	10	10.0	0	10
Total	27	663	24.6	1	96
Opponents	63	1314	20.9	0	50

Fumble Returns	no.	yds	avg	td	lg
Montgomery, Ty	1	5	5.0	0	5
Anderson, Henry	1	37	37.0	0	37
Thomas, Michael	1	33	33.0	0	33
Bergen, Max	0	0	0.0	1	0
Total	3	75	25.0	1	37
Opponents	1	0	0.0	0	0





**GAME 10 | STANFORD vs. OREGON | NOVEMBER 12, 2011 | 5:00 p.m.**

Scoring	td	fg	PAT				dpx	saf	pts
			kick	rush	rcv	pass			
Williamson, Jordan	-	11-12	41-43	-	-	-	-	74	
Taylor, Stepfan	10	-	-	-	-	-	-	60	
Fleener, Coby	8	-	-	-	1	-	-	50	
Gaffney, Tyler	7	-	-	-	-	-	-	42	
Stewart, Jeremy	7	-	-	-	-	-	-	42	
Hewitt, Ryan	4	-	-	-	-	-	-	24	
Toilolo, Levine	4	-	-	-	-	-	-	24	
Whitaker, Eric	-	3-3	11-11	-	-	-	-	20	
Wilkerson, Anthony	3	-	-	-	-	-	-	18	
Ertz, Zach	3	-	-	-	-	-	-	18	
Whalen, Griff	2	-	-	-	-	-	-	12	
Luck, Andrew	2	-	-	-	-	1-1	-	12	
Owusu, Chris	2	-	-	-	-	-	-	12	
Bergen, Max	1	-	-	-	-	-	-	6	
Terrell, Drew	1	-	-	-	-	-	-	6	
Thomas, Michael	1	-	-	-	-	-	-	6	
Montgomery, Ty	1	-	-	-	-	-	-	6	
Gardner, Ben	-	-	-	-	-	-	1	2	
Total	56	14-15	52-54	-	1	1-1	-	434	
Opponents	20	4-14	17-20	-	-	-	-	149	

Total Offense	g	plays	rush	pass	total	avg/g
Luck, Andrew	9	301	147	2424	2571	285.7
Taylor, Stepfan	9	147	891	0	891	99.0
Gaffney, Tyler	9	54	344	0	344	38.2
Wilkerson, Anthony	9	50	253	0	253	28.1
Stewart, Jeremy	9	41	166	0	166	18.4
Nottingham, Brett	6	9	10	78	88	14.7
Meinken, Geoff	9	9	87	0	87	9.7
Owusu, Chris	9	2	78	0	78	8.7
Seale, Ricky	9	6	23	0	23	2.6
Hewitt, Ryan	9	7	21	0	21	2.3
Terrell, Drew	9	2	4	13	17	1.9
Picazo, Robbie	1	3	0	15	15	15.0
Montgomery, Ty	9	1	8	0	8	0.9
Gatewood, Cory	9	1	-2	0	-2	-0.2
TEAM	4	6	-8	0	-8	-2.0
Total	9	639	2022	2530	4552	505.8
Opponents	9	564	710	2206	2916	324.0

Field Goals	fg	pct.	01-19	20-29	30-39	40-49	50-99	lg	blk
Williamson, Jordan	11-12	91.7	0-0	4-4	5-5	2-3	0-0	45	0
Whitaker, Eric	3-3	100.0	0-0	1-1	2-2	0-0	0-0	33	0

Punting	no.	yds	avg	lg	tb	fc	i20	50+	blk
Green, David	20	829	41.5	55	3	5	7	2	0
Zychlinski, Daniel	3	94	31.3	40	0	1	1	0	0
Total	23	923	40.1	55	3	6	8	2	0
Opponents	46	1925	41.8	65	2	17	12	8	0

FG Sequence	Stanford	Opponents
San Jose State	(23),(37)	23,(18)
Duke	(40)	27,45,49
Arizona	(20),(45),(33)	(27),45,36
UCLA	(23)	-
Colorado	47	29,46
Washington State	(23)	-
Washington	(39),(30),(32)	46
USC	(33),(29)	(22),(50)
Oregon State	(31)	50

Kickoffs	no.	yds	avg	tb	ob	retn	net	ydln
Williamson, Jordan	58	3847	66.3	8	1			
Whitaker, Eric	16	926	57.9	0	3			
Rhyne, Ben	1	70	70.0	0	0			
Total	75	4843	64.6	8	4	20.9	44.9	25
Opponents	30	1921	64.0	2	0	24.6	40.6	29

Numbers in (parentheses) indicate field goal was made.



Stanford Overall Defensive Statistics (as of Nov 05, 2011)  
All games

#	Defensive Leaders	gp-gs	Tackles				tfl/yds	Sacks		Pass defense			Fumbles		blkd	
			ua	a	tot			no-yds	int-yds	brup	qbh	rcv-yds	ff	kick	sa	
35	Lancaster, Jarek	9-6	28	22	50	5.0-20	2.5-14	.	3	2	.	.	.	.		
3	Thomas, Michael	9-9	26	18	44	3.5-12	1.0-5	2-89	4	.	1-33	.	.			
27	Bademosi, Johnson	9-9	30	10	40	0.5-0	.	.	6	.	.	2	.			
1G	Tarpley, A.J.	9-4	20	19	39	1.0-4	0.5-2	1-0	.	.	1-0	2	.			
44	Thomas, Chase	9-9	23	13	36	12.5-78	6.5-61	.	.	1	.	4	.			
0F	Brown, Terrence	9-6	23	9	32	1.0-2	.	.	3	.	.	1	.			
57	Bergen, Max	9-5	12	16	28	3.0-15	1.5-12	.	.	1	.	.	1			
0H	Richards, Jordan	9-2	14	14	28	.	.	.	1	.	.	.	.			
93	Murphy, Trent	9-9	12	13	25	6.0-33	4.5-31	.	1	.	.	.	.			
26	Howell, Delano	6-6	17	8	25	.	.	.	4	.	.	.	.			
5	Carrington, Devon	9-5	16	9	25	.	.	.	3	.	2-0	.	.			
49	Gardner, Ben	9-8	14	9	23	6.5-30	2.5-21	.	2	4	1-0	1	1			
31	Browning, Barry	8-3	11	10	21	0.5-0	.	1-0	1	.	.	.	.			
11	Skov, Shayne	3-3	12	7	19	5.0-29	1.5-15	.	1	.	.	.	.			
98	Masifilo, Matthew	9-9	6	12	18	3.0-12	0.5-6	.	2	.	1-0	.	.			
43	Lueders, Blake	9-0	10	5	15	3.0-11	2.0-10	.	.	1	1-0	.	.			
0I	Vaughters, James	9-0	5	5	10	4.0-13	1.0-8	.	1	.	.	.	.			
15	Amanam, Usua	9-0	7	2	9	.	.	.	.	.	.	.	.			
99	Stephens, Terrence	9-6	5	4	9	2.5-10	0.5-4	.	1	.	.	1	.			
28	Bernard, Harold	9-0	6	2	8	1.5-8	1.5-8	.	.	.	.	.	.			
40	Hemschoot, Joe	9-0	4	4	8	1.0-6	.	.	.	.	.	.	.			
42	Debniak, Alex	8-0	4	3	7	1.0-3	.	.	.	.	.	.	.			
58	Parry, David	9-0	3	3	6	1.5-2	.	.	.	.	.	.	.			
91	Anderson, Henry	9-0	.	5	5	.	.	.	.	2	1-37	.	.			
47	Muaqututia, Myles	9-0	4	.	4	.	.	.	.	.	.	.	.			
25	Gaffney, Tyler	9-0	3	1	4	.	.	.	.	.	.	.	.			
5J	Etiz, Brent	5-0	4	.	4	.	.	.	.	.	.	1	.			
2	Gatewood, Cory	9-0	1	2	3	.	.	.	1	.	1-0	.	.			
88	Montgomery, Ty	9-0	3	.	3	.	.	.	.	.	1-5	1	.			
0B	Lyons, Wayne	2-0	2	1	3	.	.	.	1	.	.	.	.			
90	Mauro, Josh	8-0	1	2	3	1.0-3	1.0-3	.	1	.	.	.	.			
1E	Seals, Brent	1-0	1	2	3	.	.	.	.	.	.	.	.			
56	Gowan, Jacob	4-0	1	1	2	.	.	.	.	.	.	.	.			
10	Meinken, Geoff	9-2	2	.	2	.	.	.	.	.	.	.	.			
TM	TEAM	4-0	2	.	2	1.0-6	1.0-6	.	.	.	.	1	.			
96	Plantaric, Eddie	3-0	1	1	2	.	.	.	.	.	.	.	.			
14	Rhyne, Ben	3-0	1	.	1	1.0-9	.	.	.	.	.	1	.			
34	Stewart, Jeremy	9-0	1	.	1	.	.	.	.	.	.	.	.			
1I	Williamson, Jordan	7-0	1	.	1	.	.	.	.	.	.	.	.			
4	Terrell, Drew	9-0	1	.	1	.	.	.	.	.	.	.	.			
82	Fleener, Coby	9-3	1	.	1	.	.	.	.	.	.	.	1			
50	Underwood, Cole	4-0	1	.	1	.	.	.	.	.	.	.	.			
22	Olugbode, Kyle	4-0	1	.	1	.	.	.	.	.	.	.	.			
1A	Toilolo, Levine	9-8	1	.	1	.	.	.	.	.	.	.	.			
	Total	9	341	232	573	65-306	28-206	4-89	36	11	10-75	15	3			
	Opponents	9	380	294	674	18-52	4-25	5-109	31	4	2-0	4	.			



**INDIVIDUAL GAME HIGHS**

Rushes	23	Taylor, Stepfan at USC (Oct 29, 2011)
Yards Rushing	153	Taylor, Stepfan at Arizona (09-17-11)
TD Rushes	2	Taylor, Stepfan vs San Jose State (Sep 03, 2011)
	2	Taylor, Stepfan vs UCLA (Oct 01, 2011)
	2	Wilkerson, Anthony vs Washington (Oct 22, 2011)
	2	Taylor, Stepfan at USC (Oct 29, 2011)
Long Rush	70	Taylor, Stepfan vs Washington (Oct 22, 2011)
Pass attempts	40	Luck, Andrew at USC (Oct 29, 2011)
Pass completions	29	Luck, Andrew at USC (Oct 29, 2011)
Yards Passing	370	Luck, Andrew vs Colorado (Oct 08, 2011)
TD Passes	4	Luck, Andrew at Duke (Sep 10, 2011)
	4	Luck, Andrew at Washington State (Oct 15, 2011)
Long Pass	62	Luck, Andrew at Washington State (Oct 15, 2011)
	62	Luck, Andrew at USC (Oct 29, 2011)
Receptions	7	Owusu, Chris vs San Jose State (Sep 03, 2011)
	7	Owusu, Chris at Duke (Sep 10, 2011)
	7	Whalen, Griff at Washington State (Oct 15, 2011)
Yards Receiving	128	Fleener, Coby at Washington State (Oct 15, 2011)
TD Receptions	2	Fleener, Coby at Duke (Sep 10, 2011)
	2	Fleener, Coby vs UCLA (Oct 01, 2011)
	2	Hewitt, Ryan vs Colorado (Oct 08, 2011)
	2	Toilolo, Levine at Washington State (Oct 15, 2011)
Long Reception	62	Fleener, Coby at Washington State (Oct 15, 2011)
	62	Montgomery, Ty at USC (Oct 29, 2011)
Field Goals	3	Williamson, Jordan at Arizona (09-17-11)
	3	Williamson, Jordan vs Washington (Oct 22, 2011)
Long Field Goal	45	Williamson, Jordan at Arizona (09-17-11)
Punts	4	Green, David vs San Jose State (Sep 03, 2011)
Punting Avg	53.5	Green, David at Duke (Sep 10, 2011)
Long Punt	55	Green, David at Duke (Sep 10, 2011)
Long Punt Return	42	Terrell, Drew vs San Jose State (Sep 03, 2011)
Long Kickoff Return	96	Montgomery, Ty at Washington State (Oct 15, 2011)
Tackles	11	Skov, Shayne at Duke (Sep 10, 2011)
Sacks	2.5	Thomas, Chase at Duke (Sep 10, 2011)
Tackles For Loss	3.5	Thomas, Chase at Duke (Sep 10, 2011)
Interceptions	1	Thomas, Michael vs Colorado (Oct 08, 2011)
	1	Thomas, Michael vs Washington (Oct 22, 2011)
	1	Browning, Barry vs Washington (Oct 22, 2011)
	1	Tarpley, A.J. at USC (Oct 29, 2011)

**TEAM GAME HIGHS**

Rushes	48	at USC (Oct 29, 2011)
	48	at Oregon State (Nov 05, 2011)
Yards Rushing	446	vs Washington (Oct 22, 2011)
Yards Per Rush	10.1	vs Washington (Oct 22, 2011)
TD Rushes	5	vs Washington (Oct 22, 2011)
Pass attempts	40	at USC (Oct 29, 2011)
Pass completions	29	at USC (Oct 29, 2011)
Yards Passing	392	vs Colorado (Oct 08, 2011)
Yards Per Pass	11.2	vs Colorado (Oct 08, 2011)
TD Passes	4	at Duke (Sep 10, 2011)
	4	at Washington State (Oct 15, 2011)
Total Plays	88	at USC (Oct 29, 2011)
Total Offense	615	vs Washington (Oct 22, 2011)
Yards Per Play	9.3	vs Washington (Oct 22, 2011)
Points	65	vs Washington (Oct 22, 2011)
Sacks By	6	at Duke (Sep 10, 2011)
	6	at Washington State (Oct 15, 2011)
First Downs	31	at Oregon State (Nov 05, 2011)
Penalties	11	at USC (Oct 29, 2011)
Penalty Yards	91	at USC (Oct 29, 2011)
Turnovers	2	vs Colorado (Oct 08, 2011)
	2	at Washington State (Oct 15, 2011)
Interceptions By	2	vs Washington (Oct 22, 2011)

**OPPONENT TEAM GAME HIGHS**

Rushes	33	at Duke (Sep 10, 2011)
Yards Rushing	172	vs Washington (Oct 22, 2011)
Yards Per Rush	6.6	vs Washington (Oct 22, 2011)
TD Rushes	2	at Washington State (Oct 15, 2011)
	2	vs Washington (Oct 22, 2011)
	2	at USC (Oct 29, 2011)
Pass attempts	45	at USC (Oct 29, 2011)
Pass completions	28	at Duke (Sep 10, 2011)
	28	at Arizona (09-17-11)
	28	at USC (Oct 29, 2011)
Yards Passing	305	at Duke (Sep 10, 2011)
Yards Per Pass	8.4	at Oregon State (Nov 05, 2011)
TD Passes	3	at USC (Oct 29, 2011)
Total Plays	72	at Duke (Sep 10, 2011)
Total Offense	432	at USC (Oct 29, 2011)
Yards Per Play	6.7	vs Washington (Oct 22, 2011)
Points	48	at USC (Oct 29, 2011)
Sacks By	2	at Duke (Sep 10, 2011)
	2	at USC (Oct 29, 2011)
First Downs	25	at USC (Oct 29, 2011)
Penalties	7	vs San Jose State (Sep 03, 2011)
	7	vs Washington (Oct 22, 2011)
Penalty Yards	84	vs Washington (Oct 22, 2011)
Turnovers	3	vs San Jose State (Sep 03, 2011)
	3	vs Washington (Oct 22, 2011)
Interceptions By	1	at Duke (Sep 10, 2011)
	1	vs Colorado (Oct 08, 2011)
	1	at Washington State (Oct 15, 2011)
	1	at USC (Oct 29, 2011)
	1	at Oregon State (Nov 05, 2011)



**Stanford Miscellaneous Statistics**

**2011 Game-by-Game Starters**

Offense	WR	LT	LG	C	RG	RT	TE	QB	RB	FB	WR
SJSU	Owusu	Martin	Yankey	Schwartzstein	DeCastro	Fleming	Toilolo	Luck	Taylor	Hewitt	Whalen
at Duke	Osusu	Martin	Yankey	Schwartzstein	DeCastro	Fleming	Toilolo	Luck	Taylor	Hewitt	Whalen
at Arizona	Ertz (te)	Martin	Yankey	Schwartzstein	DeCastro	Fleming	Toilolo	Luck	Taylor	Hewitt	Fleener (te)
UCLA	Owusu	Martin	Yankey	Schwartzstein	DeCastro	Fleming	Toilolo	Luck	Taylor	Meinken	Whalen
Colorado	Owusu	Martin	Yankey	Schwartzstein	DeCastro	Fleming	Toilolo	Luck	Taylor	Hewitt	Ertz (te)
at WSU	Owusu	Martin	Yankey	Schwartzstein	DeCastro	Fleming	Ertz (te)	Luck	Taylor	Hewitt	Whalen
Wash.	Owusu	Martin	Yankey	Schwartzstein	DeCastro	Fleming	Toilolo	Luck	Taylor	Hewitt	Whalen
at USC	Fleener (te)	Martin	Yankey	Schwartzstein	DeCastro	Fleming	Toilolo	Luck	Taylor	Hewitt	Meinken (fb)
at OSU	Owusu	Martin	Yankey	Schwartzstein	DeCastro	Mabry	Toilolo	Luck	Taylor	Fleener (te)	Whalen

Defense	DE/S	DE	DE	LB	LB	LB	CB	CB	SS	LB	FS
SJSU	Stephens	Gardner	Masifilo	C.Thomas	Murphy	Bergen	Bademosi	Browning	Howell	Skov	M.Thomas
at Duke	Carrington (s)	Gardner	Masifilo	C.Thomas	Murphy	Bergen	Bademosi	Browning	Howell	Skov	M.Thomas
at AZ	Carrington (s)	Gardner	Masifilo	C.Thomas	Murphy	Bergen	Bademosi	Browning	Howell	Skov	M.Thomas
UCLA	Stephens	Gardner	Masifilo	C.Thomas	Murphy	Bergen	Bademosi	Brown	Howell	Lancaster	M.Thomas
Colorado	Stephens	Gardner	Masifilo	C.Thomas	Murphy	Bergen	Bademosi	Brown	Howell	Lancaster	M.Thomas
at WSU	Carrington (s)	Gardner	Masifilo	C.Thomas	Murphy	Tarpley	Bademosi	Brown	Howell	Lancaster	M.Thomas
Wash.	Stephens	Gardner	Masifilo	C.Thomas	Murphy	Tarpley	Bademosi	Brown	M.Thomas	Lancaster	Carrington
at USC	Stephens	M.Thomas (nb)	Masifilo	C.Thomas	Murphy	Tarpley	Bademosi	Brown	Richards	Lancaster	Carrington
at OSU	Stephens	Gardner	Masifilo	C.Thomas	Murphy	Tarpley	Bademosi	Brown	Richards	Lancaster	M.Thomas

Special	PK	P	LS
SJSU	Williamson	Green	Fowler
at Duke	Williamson	Green	Fowler
at AZ	Williamson	Green	Fowler
UCLA	Williamson	Green	Fowler
Colorado	Williamson	Green	Fowler
at WSU	Williamson	Green	Fowler
Wash.	Williamson	Green	Fowler
at USC	Whitaker	Green	Fowler
at OSU	Whitaker	Green	Fowler

**Game-by-Game Team Statistics**

	Rushing (No.-Yds.-TD)	Passing (C-A-Yds.-TD/Int)	Total Offense (Plays-Yds.)	First Downs (Tot-R-Pa-Pn)	Fumbles (No.-Lost)	Time of Possession (Min.-Sec.)
<b>Stanford</b>	<b>40-141-4</b>	<b>22-31-232-3/0</b>	<b>71-373</b>	<b>21-8-11-2</b>	<b>0</b>	<b>34:30</b>
San Jose St.	32-27-0	17-33-210-0/0	65-237	12-1-10-1	1	25:30
<b>Stanford</b>	<b>30-205-2</b>	<b>21-30-299-4/1</b>	<b>60-504</b>	<b>24-10-13-1</b>	<b>0</b>	<b>25:36</b>
at Duke	33-30-1	28-39-305-0/0	72-335	17-2-15-0	1	34:24
<b>Stanford</b>	<b>39-242-2</b>	<b>20-31-325-2/0</b>	<b>70-567</b>	<b>24-7-15-2</b>	<b>0</b>	<b>35:48</b>
at Arizona	23-51-0	28-39-282-1/0	62-333	19-6-12-1	0	24:12
<b>Stanford</b>	<b>41-202-3</b>	<b>24-28-240-3/0</b>	<b>69-442</b>	<b>24-13-10-1</b>	<b>0</b>	<b>34:17</b>
UCLA	29-141-1	18-33-202-2/0	62-343	19-6-11-2	2	25:43
<b>Stanford</b>	<b>35-161-3</b>	<b>27-35-392-3/1</b>	<b>70-553</b>	<b>28-8-19-1</b>	<b>1</b>	<b>31:26</b>
Colorado	27-60-0	16-30-204-1/1	57-264	11-3-7-1	0	28:34
<b>Stanford</b>	<b>30-139-1</b>	<b>23-36-336-4/1</b>	<b>66-475</b>	<b>21-6-15-0</b>	<b>1</b>	<b>29:15</b>
at Washington State	28-48-2	24-39-209-0/0	67-257	17-5-10-2	1	30:45
<b>Stanford</b>	<b>44-446-5</b>	<b>16-22-169-2-0</b>	<b>66-615</b>	<b>26-16-8-2</b>	<b>0</b>	<b>33:10</b>
Washington	26-172-2	24-38-258-1/2	64-430	19-5-12-2	1	26:50
<b>Stanford</b>	<b>48-186-4</b>	<b>29-40-330-3/1</b>	<b>88-516</b>	<b>29-11-16-2</b>	<b>0</b>	<b>35:53</b>
at USC	23-148-2	28-45-284-3-/1	68-432	25-7-15-3	1	39:07
<b>Stanford</b>	<b>48-300-2</b>	<b>21-31-207-3/1</b>	<b>79-507</b>	<b>31-15-13-3</b>	<b>0</b>	<b>40:20</b>
at Oregon State	17-33-1	18-30-252-1/0	47-285	13-2-11-0	0	19:40



Individual Game-by-Game Statistics

Rushing

(No.-Yds.-TD)	Taylor	Gaffney	Stewart	Wilkerson	Luck
CAREER-BESTS	(153 @AZ, 2011)	(117 UW, 2011)	(99 VATEch, 2011)	(93 UW, 2011)	(92 @UW, 2010)
San Jose State	18-61-2	5-23-1	3-17-0	8-14-0	2-9-1
at Duke	14-75-0	2-5-1	2-33-1	3-20-0	3-2-0
at Arizona	22-153-0	3-13-0	6-15-0	2-28-1	3-36-0
UCLA	17-112-2	6-30-1	1-2-0	7-26-0	3-11-0
Colorado	13-58-1	9-61-1	4-12-1	3-21-0	1-2-0
at Washington State	17-100-0	1-3-0	5-11-1	6-25-0	1-0-0
Washington	10-138-1	9-117-1	6-20-1	14-93-2	3-23-0
at USC	23-99-2	7-36-0	5-9-1	1-3-0	9-36-1
at Oregon State	13-95-0	12-56-1	9-47-1	7-37-0	4-28-0

Passing

(Comp.-Att.-Yds.-TD/Int.)	Luck	Nottingham	Picazo
CAREER-BESTS	(423yd AZ, 2010)		
San Jose State	17-26-171-2/0	2-2-46-1/0	3-3-15-0/0
at Duke	20-28-290-4/1	1-2-9-0/0	--
at Arizona	20-31-325-2/0	--	--
UCLA	23-27-227-3/0	0-0-0-0/0	--
Colorado	26-33-370-3/1	1-2-22-0/0	--
at Washington State	23-36-336-4/1	--	--
Washington	16-21-169-2/0	0-1-0-0/0	--
at USC	29-40-330-3/1	--	--
at Oregon State	20-30-206-3/1	1-1-1-0/0	--

Receiving

(No.-Yds.-TD)	Owusu	G. Whalen	Montgomery	Fleener	Ertz	Toilolo	Hewitt
CAREER-BESTS	(165 @AZ, 2010)	(102@SC, 2011)	(87 @SC, 2011)	(173 VAT, 2011)	(78 CO, 2011)	(102 @AZ, 2011)	(71 @AZ, 2011)
San Jose State	7-76-0	1-15-0	1-9-0	3-53-1	2-25-1	0-0-0	2-15-1
at Duke	7-106-1	2-31-0	0-0-0	2-63-2	3-44-1	0-0-0	2-19-0
at Arizona	2-45-0	3-26-0	0-0-0	1-20-0	4-58-1	4-102-1	5-71-0
UCLA	6-48-1	3-29-0	0-0-0	4-78-2	2-22-0	0-0-0	2-10-0
Colorado	3-34-0	4-92-1	0-0-0	2-41-0	4-78-0	2-37-0	4-28-2
at Washington State	0-0-0	7-76-0	0-0-0	4-128-1	5-52-0	2-36-2	0-0-0
Washington	5-40-0	4-76-0	1-4-0	1-1-1	2-29-0	0-0-0	0-0-0
at USC	3-21-0	6-102-0	5-87-0	1-21-0	0-0-0	4-35-1	4-28-1
at Oregon State	2-6-0	6-87-1	0-0-0	2-26-1	inj	1-6-0	3-23-0

Tackles--Defensive Linemen and Linebackers

(UT-AT-TT) (sack)	Skov	Bergen	C. Thomas	Murphy	Stephens	Masifilo	Gardner	Lancaster	Tarpley
CAREER-BESTS	(15 OK, 2009)	(8 SAC, 2010)	(9 TWICE)	(5 SJSU, 2011)	(4 @DUKE, 2011)	(6 OK, 2009)	(4 CO, 2011)	(10 2x, 2011)	(9 @SC, 2011)
San Jose State	5-2-7	3-3-6	2-1-3 (1.0)	1-4-5 (0.5)	0-0-0	0-2-2	2-1-3 (0.5)	0-0-0	2-1-3
at Duke	6-5-11 (1.5)	0-5-5	4-2-6 (2.5)	1-3-4 (0.5)	1-3-4 (0.5)	0-2-2	1-1-2 (1.0)	4-3-7	4-3-7
at Arizona	1-0-1	3-0-3 (1.0)	2-1-3	3-0-3 (1.0)	0-0-0	0-0-0	2-1-3 (1.0)	4-1-5	3-0-3
UCLA	inj	2-3-5	2-1-3 (1.0)	2-0-2	1-0-1	2-2-4	1-1-2	5-2-7	1-2-3
Colorado	inj	0-2-2 (0.5)	3-2-5 (0.5)	2-1-3 (0.5)	0-0-0	2-0-2	3-1-4	0-1-1	1-2-3 (0.5)
at Washington State	inj	3-1-4	4-1-5 (0.5)	0-1-1 (0.5)	0-0-0	0-2-2 (0.5)	3-0-3	3-0-3 (1.0)	0-1-1
Washington	inj	1-1-2	4-2-6	0-2-2	0-0-0	1-3-4	0-2-2	6-4-10 (1.0)	1-3-4
at USC	inj	0-1-1	1-2-3	2-1-3	2-1-3	1-1-2	1-1-2	4-6-10	5-4-9
at Oregon State	inj	0-0-0	1-1-2 (1.0)	1-1-2 (1.5)	1-0-1	0-0-0	1-1-2	3-4-7 (0.5)	3-3-6

Tackles--Defensive Backs and Safeties

(UT-AT-TT) (int)	Bademosi	Howell	Browning	Carrington	M. Thomas	Brown
CAREER-BESTS	(8 WSU, 2010)	(15 CAL, 2009)	(4 MANY)	(7 @AZ, 2011)	(9 @ASU, 2010)	(8 @SC, 2011)
San Jose State	3-1-4	3-1-4	1-3-4	3-0-3	2-1-3	1-1-2
at Duke	4-1-5	2-3-5	0-4-4	0-2-2	3-3-6	0-2-2
at Arizona	3-0-3	5-0-5	3-0-3	7-0-7	3-1-4	0-0-0
UCLA	5-0-5	1-0-1	inj	1-0-1	3-2-5	7-0-7
Colorado	3-2-5	3-3-6	2-0-2	1-1-2	3-1-4 (1)	4-0-4
at Washington State	5-0-5	3-1-4	3-0-3	2-2-4	4-0-4	3-0-3
Washington	2-2-4	inj	2-0-2 (1)	0-2-2	3-4-7 (1)	2-2-4
at USC	3-2-5	inj	2-1-3	1-2-3	2-5-7	4-4-8
at Oregon State	2-2-4	inj	0-0-0	1-0-1	3-1-4	2-0-2

Turnovers

Opponent	Fumbles			Giveaways			Differential	Takeaways Result
	Fmb	Int	Total	Fmb	Int	Total		
San Jose State	1	0	1	0	0	0	+1	W 57-3
at Duke	1	0	1	0	0	0	+1	W 44-14
at Arizona	0	0	0	0	0	0	--	W 37-10
UCLA	2	0	2	0	0	0	+2	W 45-19
Colorado	1	1	2	0	1	1	-1	W 48-7
at Washington State	1	1	2	1	0	1	-1	W 44-14
Washington	0	0	0	1	2	3	+3	W 65-21
at USC	0	1	1	1	1	2	+1	W 58-46, 3OT
at Oregon State	0	1	0	0	0	0	-1	W 38-13



**Stanford in the Red Zone**

Date	Opponent	Score	Times In RZ	Times Scored	Total Pts	Rush			Pass		Failed to score inside RZ					
						TDs	TDs	TDs	TDs	Made	FGA	Down	Int	Fumb	Half	Game
Sep 03, 2011	SAN JOSE STATE	W 57-3	8	8	48	6	4	2	2	2	0	0	0	0	0	0
Sep 10, 2011	at Duke	W 44-14	4	4	28	4	1	3	0	0	0	0	0	0	0	0
09-17-11	at Arizona	W 37-10	4	4	20	2	1	1	2	0	0	0	0	0	0	0
Oct 01, 2011	UCLA	W 45-19	6	6	38	5	3	2	1	0	0	0	0	0	0	0
Oct 08, 2011	COLORADO	W 48-7	5	5	34	5	3	2	0	0	0	0	0	0	0	0
Oct 15, 2011	at Washington State	W 44-14	4	4	24	3	1	2	1	0	0	0	0	0	0	0
Oct 22, 2011	WASHINGTON	W 65-21	7	7	41	5	3	2	2	0	0	0	0	0	0	0
Oct 29, 2011	at USC	W 56-48	9	9	56	7	4	3	2	0	0	0	0	0	0	0
Nov 05, 2011	at Oregon State	W 38-13	5	5	31	4	2	2	1	0	0	0	0	0	0	0
<b>Totals</b>			<b>52</b>	<b>52</b>	<b>320</b>	<b>41</b>	<b>22</b>	<b>19</b>	<b>11</b>	<b>0</b>	<b>0</b>	<b>0</b>	<b>0</b>	<b>0</b>	<b>0</b>	<b>0</b>

52 of 52 (100.0%)

**Opponents in the Red Zone**

Date	Opponent	Score	Times In RZ	Times Scored	Total Pts	Rush			Pass		Failed to score inside RZ					
						TDs	TDs	TDs	TDs	Made	FGA	Down	Int	Fumb	Half	Game
Sep 03, 2011	SAN JOSE STATE	W 57-3	2	1	3	0	0	0	1	1	1	0	0	0	0	0
Sep 10, 2011	at Duke	W 44-14	3	1	7	1	1	0	0	1	1	0	0	0	0	0
09-17-11	at Arizona	W 37-10	3	2	10	1	0	1	1	1	0	0	0	0	0	0
Oct 01, 2011	UCLA	W 45-19	4	3	19	3	1	2	0	0	1	0	0	0	0	0
Oct 08, 2011	COLORADO	W 48-7	2	1	7	1	0	1	0	1	0	0	0	0	0	0
Oct 15, 2011	at Washington State	W 44-14	3	2	14	2	2	0	0	0	1	0	0	0	0	0
Oct 22, 2011	WASHINGTON	W 65-21	1	1	7	1	0	1	0	0	0	0	0	0	0	0
Oct 29, 2011	at USC	W 56-48	4	3	17	2	0	2	1	0	0	0	1	0	0	0
Nov 05, 2011	at Oregon State	W 38-13	2	2	13	2	1	1	0	0	0	0	0	0	0	0
<b>Totals</b>			<b>24</b>	<b>16</b>	<b>97</b>	<b>13</b>	<b>5</b>	<b>8</b>	<b>3</b>	<b>4</b>	<b>3</b>	<b>0</b>	<b>1</b>	<b>0</b>	<b>0</b>	<b>0</b>

16 of 24 (66.7%)

**Miscellaneous Statistics**

**Third Down Conversions**

Player	1st	TD	No.
Hewitt	9	1	10
Whalen	9	0	9
Stewart	7	1	7
Luck	6	0	6
Taylor	5	3	8
Terrell	5	0	5
Ertz	4	1	4
Toilolo	3	0	3
Owusu	3	0	3
Fleener	3	1	3
Wilkerson	2	0	2
Gaffney	2	1	2
Gatewood	1	0	1
<b>Totals</b>	<b>59</b>	<b>8</b>	<b>63</b>

(rush 26, receptions-37)

**Fourth Down Conversions**

Player	1st	TD	No
Stewart	2	2	3
Taylor	2	0	2
Hewitt	2	0	2
Ertz	1	1	1
Wilkerson	1	1	1
Gaffney	0	1	1
<b>Totals</b>	<b>8</b>	<b>5</b>	<b>10</b>

(rush 9, receptions 1)

**First Downs Earned**

Player	Rush	Rec.	Tot.
Taylor	29	8	37
Whalen	0	29	29
Hewitt	7	12	19
Owusu	2	16	18
Ertz	0	17	17
Gaffney	15	2	17
Stewart	13	3	16
Fleener	0	13	13
Luck	11	1	12
Wilkerson	11	0	11
Terrell	0	5	5
Montgomery	0	3	3
Meinken	3	0	3
Seale	2	0	2
Patterson	0	1	1
Gatewood	0	1	1
Nottingham	1	0	1
<b>Totals</b>	<b>94</b>	<b>120</b>	<b>214</b>



**Last Time it Happened...**

**Stanford Team...**

Shutout an opponent at home.....vs. Oregon State, 2010 (38-0)  
 Shutout an opponent on road..... at Washington, 2010 (41-0)  
 ..... at UCLA, 2010 (35-0)  
 ..... Prior: 1974  
 Two Road Shutouts in a Season..... at UCLA, 2010 (35-0)  
 ..... at Washington, 2010 (41-0)  
 ..... Prior: 1968 (at Pacific, at Cal)  
 Three Shutouts in a Season ..... at UCLA, 2010 (35-0)  
**Shutout in First Quarter ..... at Oregon State (0-0), 2011**  
 2+ Conference Shutouts ..... at Washington, 2010 (41-0)  
 ..... Oregon State (38-0)  
 ..... Prior: 1969 (Oregon, Washington St., at Oregon State)  
**Overtime game ..... at USC (W, 58-46, 3 OT)**  
 ..... (fifth OT game all-time)  
**Last Sellout.....Washington, 2011 (7 times since renovation)**  
**300+ yards passing..... 330 at USC, 2011**  
 400+ yards passing ..... 434 at Arizona, 2009  
 500+ yards passing ..... 581 vs. Arizona State, 1981  
**300+ yards rushing .....300 at Oregon State, 2011**  
**400+ yards rushing ..... 446 v. Washington, 2011**  
**500+ yards total offense.....507 at OSU, 2011**  
**600+ yards total offense..... 615 v. Washington, 2011**  
**Had 5.0 sacks in a game..... 6.0 at Wazzu, 2011**  
 Beat a Top 20 team at home .....vs. No. 7 Oregon (51-42), 2009  
 Beat a Top 15 team at home .....No. 13 Arizona (42-17), 2010  
 Beat a Top 10 team at home .....vs. No. 7 Oregon (51-42), 2009  
 Beat a Top 5 team at home .....vs. No. 4 UCLA (38-28), 2001  
 Beat a Top 20 team on the road .....at No. 11 USC (55-21), 2009  
 Beat a Top 15 team on the road .....at No. 11 USC (55-21), 2009  
 Beat a Top 10 team on the road .....at No. 2 USC (24-23), 2007  
 Beat a Top 5 team on the road .....at No. 2 USC (24-23), 2007  
 Two-straight games over 50 points ..... Oregon (51), at USC (55), 2009  
 Scored 60 Points ..... 65 v. Washington, 2011  
 Forced 5 turnovers .....5 vs. Washington State, 2008  
 Had three interceptions .....3 v. Oregon State, 2010  
**Had 0 turnovers..... many in 2011**  
**30+ Points in the First Half ..... 38 v. Washington, 2011**

**Individual Rushing...**

Four touchdowns one game ..... Stepfan Taylor v. Arizona, 2010  
 ..... Toby Gerhart v. Cal, 2009  
 Rushed for 200+ yards ..... 205, Toby Gerhart vs. Notre Dame, 2009  
**Had a run of 50+ yards ..... 70, Stepfan Taylor, v. UW, 2011**  
 Had a run of 75+ yards .....83, Anthony Kimble at Washington, 2008  
 Had 30+ rushing attempts .....32, Toby Gerhart vs. Oklahoma, 2009  
**100 Yards in First Half..... Stepfan Taylor (130) v. UW, 2011**  
 Two 100-yard rushers, same game .....  
 ..... **Stepfan Taylor (138), Tyler Gaffney (117)**  
 ..... **vs. Washington, 2011**  
 ..... (10 times in Stanford history)

**Individual Passing...**

**Passed for 300+ yards ..... 330 Luck at USC, 2011**  
 Passed for 350+ yards ..... 423, Andrew Luck at Arizona, 2009  
 Passed for 400+ yards ..... 423, Andrew Luck at Arizona, 2009  
 Had 30+ completions ..... 37, Steve Stenstrom at Notre Dame, 1994  
 Had 50+ attempts .....59, T.C. Ostrander vs. UCLA, 2007  
**Completed a pass of 50+ yards.....**  
 ..... **62, Luck to Fleener, at Wazzu, 2011**  
 ..... **62 Luck to Montgomery, at USC, 2011**  
 Completed a pass of 75+ yards .....  
 .....81 yards, Luck to Baldwin (TD), v. Sacramento St., 2010  
**Had 4+ TD passes**  
 ..... **4, Andrew Luck at Wazzu, 2011**  
 ..... **(sixth time in career)**  
**Interception Returned for a TD by Opponent**  
 ..... **at USC (Luck), 2011**

Fourth Quarter Luck Comebacks .....  
 ..... at USC, 2011  
 (trailed 24-27 and 27-34 before Taylor 2-yd run sent into OT, won in 3 OT)  
 ..... at Arizona State, 2010  
 ..... (trailed 13-10 to begin quarter, one-yard Marecic TD 5:14)  
 ..... v. USC, 2010  
 ..... (trailed 35-34 with 1:08 left, Whitaker GW 30-yd FG)  
 ..... Notre Dame, 2009  
 (down 38-30, R.Whalen pass to Gerhart TD tied it 8:59, Gerhart 4-yd run  
 ..... w/ 59 seconds left won it)

**Individual Receiving...**

Caught 10+ passes ..... 12, Mark Bradford at Washington State, 2007  
**Had 100+ yards receiving**  
 ..... **128 Fleener, at Wazzu, 2011**  
 ..... **102, Toilolo at Arizona, 2011**  
 ..... **104, Owusu at Duke, 2011**  
 ..... **102, Whalen, 2011**  
 Had 150+ yards receiving ..... 173, Fleener v. Virginia Tech, 2011

**Individual Defender...**

Had 15+ tackles ..... 15, Shayne Skov vs. Oklahoma, 2009  
 Had 20+ tackles ..... 27, Dave Wyman at California, 1986  
 Had 2+ interceptions ..... 2, Delano Howell vs. Washington, 2009  
 Had 3+ sacks .....3, Skov v. Virginia Tech, 2011  
**Interception return for a TD.....Michael Thomas v. UW, 2011**  
 Fumble return for TD ..... Michael Thomas at UCLA, 2010  
**Stanford recorded a safety.....San Jose State, 2011**

Held to 25 yards or less Rushing ..... at UW, 2010 (19)  
 Held to 150 yards Total Offense.....at UW, 2010 (107)

**Special Teams Player...**

**Kickoff return for TD .....Ty Montgomery (96 yds) at WSU, 2011**  
 Opening kickoff return for TD .....  
 ..... Chris Owusu (91 TD) vs. Washington, 2009  
 Punt return for TD .....Richard Sherman (48 yds) v. SJSU, 2009  
 Blocked a punt ..... Austin Yancy v. Oregon State, 2010  
 Blocked punt for TD .....  
 ..... Richard Sherman (Mark Mueller block) at TCU (29), 2008  
**Blocked a field goal ..... Coby Fleener at OSU, 2011**  
**Blocked FG for a TD ..... Max Bergen (75 yards) Colorado, 2011**  
 50-yard field goal ..... Nate Whitaker at Wake Forest (54), 2009  
**Blocked a PAT.....Ben Gardner at OSU, 2011**  
 Scored a TD on a fake field goal .....Bo McNally at Oregon, 2008  
 Game-winning kick .....N. Whitaker v. USC, 2010 (30 yards)

**Other...**

Player Scored a TD on Offense and Defense.....  
 ..... Marecic at ND, 2010  
 ..... (Rush TD followed 13 seconds by INT TD)  
 Last non-quarterback to throw a TD  
 ..... Gerhart to R. Whalen, v. Notre Dame, 2009

**Pass Caught by a Stanford QB.....Whalen to Luck, UCLA, 2011**





Stanford Team in the Rankings

<b>Offense</b> .....	<b>Pac-12</b> .....	<b>NCAA</b>
Scoring (48.2 ppg) .....	1st .....	3rd
Passing (281.1 ypg) .....	6th .....	23rd
Pass Efficiency (174.18) .....	1st .....	5th
Rushing (224.7 ypg) .....	2nd .....	17th
Total Offense (505.8 ypg) .....	2nd .....	8th
3rd Down Pct (53%) .....	1st .....	4th
4th Down Pct (10-of-10) .....	1st .....	1st
Red Zone (52-of-52) .....	1st .....	1st
Fumbles Lost (20) .....	1st .....	

<b>Defense</b> .....	<b>Pac-12</b> .....	<b>NCAA</b>
Scoring Defense (16.6 ppg) .....	1st .....	11th
Pass Defense (245.1 ypg) .....	7th .....	88th
Pass Eff. Defense (125.20) .....	5th .....	53rd
Rush Defense (78.9 ypg) .....	1st .....	3rd
Total Defense (324.0 ypg) .....	1st .....	18th
Turnover Margin (+0.8) .....	2nd .....	13th
3rd Down Def (30%) .....	2nd .....	5th
4th Down Def (43%) .....	7th .....	38th
Red Zone Def (67%) .....	1st .....	3rd
Interceptions (4) .....	t-11th	
Sacks (3.1 pg) .....	2nd	
Tackles for Loss (7.2 pg) .....	3rd	
Fumbles Recovered (10) .....	3rd	

<b>Special Teams</b> .....	<b>Pac-12</b> .....	<b>NCAA</b>
KO Returns (24.6 ypr) .....	3rd .....	22nd
Punt Returns (12.8 yppr) .....	3rd .....	15th
Net Punting (40.1 avg) .....	11th .....	91st

Individuals in the Rankings

<b>Item</b> .....	<b>Pac-10</b> .....	<b>NCAA</b>
<b>All-Purpose Running</b>		
Taylor (113.7 ypg) .....	10th .....	74th
<b>Field Goals</b>		
Williamson (1.6 pg) .....	1st .....	11th
<b>Kickoff Returns</b>		
Montgomery (29.3 ypr) .....	1st .....	15th
<b>Completions</b>		
Luck (21.6 pg) .....	5th	
<b>Pass Efficiency</b>		
Luck (174.0) .....	1st .....	5th
<b>Points Responsible</b>		
Luck (19.1 ppg) .....	1st	
<b>Punt Returns</b>		
Terrell (13.9 yppr) .....	2nd .....	10th
<b>Rushing</b>		
Taylor (99.0 ypg) .....	4th .....	33rd
<b>Scoring</b>		
Williamson (10.6 ppg) .....	1st .....	10th
<b>Total Offense</b>		
Luck (285.7 ypg) .....	4th .....	21st
<b>Tackles for Loss</b>		
C. Thomas (1.5 pg) .....	1st .....	10th
<b>Sacks</b>		
C. Thomas (0.7 pg) .....	1st .....	19th
Murphy (0.5 pg) .....	7th .....	74th
<b>Forced Fumbles</b>		
C. Thomas (0.6 pg) .....	1st	
Tarpley (0.2 pg) .....	6th	

Stanford Scoring Drives

Game	Q	Time / Scoring / Play	Drive
SJSU	1 / 3-0	8:51 / Williamson 23-yd field goal (good)	11 - 49 yds - 4:37
W 57-3	1 / 10-0	0:57 / Luck 1-yd rush TD (Williamson PAT good)	9 - 70 yds - 4:24
	2 / 17-0	14:55 / Luck --> Ertz 13-yd TD (Williamson PAT gd)	1 - 13 yds - 0:05
	2 / 20-0	9:48 / Williamson 37-yd field goal (good)	4 - 8 yds - 1:24
	2 / 27-0	2:25 / Luck --> Hewitt 2-yd TD (Williamson PAT gd)	3 - 1 yds - 1:32
	3 / 36-3	6:08 / Taylor 3-yd rush TD (Williamson PAT gd)	14 - 71 yds - 7:02
	3 / 43-3	2:07 / Taylor 1-yd rush TD (Williamson PAT gd)	7 - 44 yds - 3:04
	4 / 50-3	10:02 / Gaffney 16-yd rush TD (Williamson PAT gd)	9 - 57 yds - 4:42
	4 / 57-3	9:04 / Nottingham --> Fleener 39-yd TD (Will. PAT gd)	1 - 39 yds - 0:10

at Duke	1 / 7-0	10:01 / Luck --> Fleener 3-yd TD (Williamson PAT gd)	9 - 85 yds - 4:59
W 44-14	2 / 10-0	12:01 / Williamson 40-yd field goal	8 - 51 yds - 3:35
	2 / 17-7	0:39 / Luck --> Owusu 10-yd TD (Williamson PAT gd)	4 - 59 yds - 0:38
	3 / 24-7	6:41 / Luck --> Fleener 60-yd TD (Williamson PAT gd)	7 - 86 yds - 3:36
	3 / 30-7	4:06 / Stewart 30-yd rush TD ( <b>William. PAT no good</b> )	3 - 39 yds - 1:28
	4 / 37-7	14:56 / Luck --> Ertz 3-yd TD (Williamson PAT good)	5 - 32 yds - 1:46
	4 / 44-7	8:00 / Gaffney 1-yd rush TD (Williamson PAT good)	5 - 65 yds - 2:58

at Arizona	1 / 3-0	6:11 / Williamson 20-yd field goal	9 - 57 yds - 3:29
W 37-10	1 / 10-0	1:59 / Wilkerson 24-yd rush (Williamson PAT gd)	5 - 72 yds - 2:08
	2 / 13-3	9:42 / Williamson 45-yd field goal	9 - 64 yds - 4:26
	2 / 16-10	1:24 / Williamson 33-yd field goal	10 - 65 yds - 4:35
	3 / 23-10	6:22 / Luck --> Ertz 16-yd pass (Williamson PAT gd)	7 - 81 yds - 3:26
	4 / 30-10	14:45 / Luck --> Toilolo 34-yd pass (Williamson PAT gd)	8 - 80 yds - 3:00
	4 / 37-10	4:27 / Stewart 2-yd rush TD (Williamson PAT gd)	12 - 91 yds - 6:55

UCLA	1 / 7-0	0:09 / Luck --> Fleener 18-yd pass (Williamson PAT)	16 - 99 yds - 8:08
W 45-19	2 / 14-0	9:19 / Taylor 2-yd rush TD (Williamson PAT)	8 - 43 yds - 4:03
	2 / 17-0	2:37 / Williamson 23-yard FG	10 - 60 yds - 5:39
	3 / 24-7	14:15 / Luck --> Fleener 51-yard pass (Williamson PAT)	2 - 60 yds - :35
	3 / 31-13	2:43 / Gaffney 16-yard rush TD (Williamson PAT)	4 - 34 yds - 1:42
	4 / 38-19	10:22 / Taylor 1-yd rush TD (Williamson PAT)	8 - 59 yds - 2:56
	4 / 45-19	1:51 / Luck --> Owusu 5-yd TD (Williamson PAT)	12 - 59 yds - 6:28

Colorado	1 / 7-0	11:01 / Bergen blocked FG and 75-yard run TD (Williamson PAT)	--
W 48-7	2 / 13-0	5:33 / Taylor 1-yd rush TD ( <b>William. no good</b> )	9 - 78 yds - 3:49
	2 / 20-7	6:48 / Stewart 1-yd rush TD (Williamson PAT)	7 - 53 yds - 2:49
	2 / 27-7	2:07 / Luck --> Hewitt 1-yd pass TD (Williamson PAT)	4 - 77 yds - 4:19
	3 / 34-7	11:03 / Luck --> Hewitt 10-yd pass TD (Williamson PAT)	6 - 37 yds - 2:21
	3 / 41-7	2:03 / Gaffney 1-yard rush TD (Williamson PAT)	14 - 84 yds - 6:41
	4 / 48-7	11:02 / Luck --> Whalen 30-yd pass (Williamson PAT)	9 - 70 yds - 3:45

at Wazzu	1 / 3-0	1:34 / Williamson 23-yd field goal	8 - 67 yds - 3:28
W 44-14	2 / 10-0	8:41 / Stewart 1-yd rush TD (Williamson PAT)	7 - 20 yds - 4:01
	3 / 17-7	10:58 / Luck --> Toilolo 10-yd pass (Williamson PAT)	4 - 85 yds - 1:48
	3 / 24-7	1:18 / Luck --> Toilolo 26-yd pass (Williamson PAT)	8 - 62 yds - 3:15
	4 / 31-7	13:52 / Luck --> Taylor 8-yd pass (Williamson PAT)	6 - 58 yds - 2:06
	4 / 38-7	4:26 / Luck --> Fleener 28-yd pass (Williamson PAT)	12 - 91 yds - 6:05
	4 / 44-14	0:00 / Montgomery 96-yard KO return (no PAT)	--

UW	1 / 7-0	11:35 / Stewart 2-yd rush TD (Williamson PAT)	6 - 76 yds - 3:25
W 65-21	1 / 10-0	6:46 / Williamson 39-yd field goal	6 - 52 yds - 1:38
	2 / 17-7	14:26 / Luck --> Fleener 1-yd TD pass (Williamson PAT)	8 - 80 yds - 3:18
	2 / 24-14	13:18 / Taylor 70-yd rush TD (Williamson PAT)	1 - 70 yds - :11
	2 / 31-14	3:44 / Luck --> Terrell 5-yd TD pass (Williamson PAT)	10 - 72 yds - 5:38
	2 / 38-14	:56 / M. Thomas 62-yd interception ret. TD (Williamson PAT)	--
	3 / 45-14	11:16 / Gaffney 4-yd rush TD (Williamson PAT)	6 - 64 yds - 2:41
	3 / 48-14	3:52 / Williamson 30-yd field goal	11 - 47 yds - 5:24
	4 / 55-21	9:14 / Wilkerson 18-yd rush TD (Williamson PAT)	7 - 66 yds - 3:25
	4 / 58-21	7:37 / Williamson 32-yd field goal	4 - 6 yds - 1:30
	4 / 65-21	1:25 / Wilkerson 38-yd rush TD (Williamson PAT)	7 - 68 - 4:23



**Stanford's Longest Plays**

**Runs (more than 40 yards)**

70 yards, Taylor v. Washington, TD  
 49 yards, Taylor at Arizona  
 45 yards, Owusu v. Washington  
 40 yards, Meinken at Duke

**Passes (35 or more yards)**

62 yards, Luck to Fleener, at WSU  
 62 yards, Luck to Wilkerson, at USC  
 60 yards, Luck to Fleener at Duke, TD  
 51 yards, Luck to Fleener, UCLA, TD  
 43 yards, Luck to Owusu at Duke  
 39 yards, Luck to Owusu, at Arizona  
 39 yards, Luck to Toilolo, at Arizona  
 39 yards, Nottingham to Fleener v. SJSU, TD  
 37 yards, Luck to Fleener, Colorado

**Blocked FG Return**

75 yards, Bergen, Colorado TD

**Kickoff Returns (35 or more yards)**

96 yards, Montgomery at WSU, TD  
 59 yards, Owusu v. San Jose State  
 38 yards, Montgomery v. UCLA

**Punt Returns (30 or more yards)**

42 yards, Terrell v. San Jose State  
 31 yards, Terrell v. Colorado  
 32 yards, Terrell at USC

**Interception Returns (30+)**

62 yards, Michael Thomas v. Washington, TD

**Fumble Returns (30 or more yards)**

37 yards, H. Anderson v. San Jose State  
 33 yards, M. Thomas at WSU

at USC	1 / 7-0	8:56 / Luck --> Gaffney 10-yd TD (Whitaker PAT)	10 - 83 yds - 6:04
W 56-48	2 / 10-3	7:16 / Whitaker 33-yard field goal	7 - 26 yds - 2:38
3 OT	3/ 17-20	6:34 / Luck --> Hewitt 5-yd TD (Whitaker PAT)	9 - 75 yds - 3:50
	3 / 24-20	1:22 / Luck 2-yd rush TD (Whitaker PAT)	7 - 86 yds - 3:20
	4 / 27-27	5:10 / Whitaker 29-yd field goal	5 - 18 yds - 2:01
	4 / 34-34	:38 / Taylor 2-yd rush TD (Whitaker PAT)	10 - 76 yds - 2:25
	OT / 41-34	Stewart 1-yd rush TD (Whitaker PAT)	7 - 25 yds
	2OT / 48-48	Luck --> Toilolo 11-yd TD (Whitaker PAT)	5 - 25 yds
	3 OT / 56-48	Taylor 5-yd rush TD (Luck to Fleener 2pt)	3 - 25 yds

at OSU	2 / 7-0	14:57 / Stewart 2-yd rush TD (Whitaker PAT)	11 - 92 yds - 6:24
W 38-13	2 / 14-0	7:51 / Luck --> Whalen 17-yd TD (Whitaker PAT)	13 - 67 yds - 5:28
	2 / 17-7	:35 / Whitaker 31-yd field goal	10 - 55 yds - 4:43
	3 / 24-13	2:40 / Luck --> Taylor 15-yd TD (Whitaker PAT)	8 - 82 yds - 3:46
	3 / 31-13	0:35 / Luck --> Fleener 14-yd TD (Whitaker PAT)	3 - 24 yds - 1:12
	4 / 38-13	6:07 / Gaffney 10-yd rush TD (Whitaker PAT)	13 - 95 yds - 7:03

