



# STANFORD FOOTBALL



ATHLETIC COMMUNICATIONS Arrillaga Family Sports Center 641 Campus Drive Stanford, CA 94305

CONTACTS Jim Young (650) 721-1989 | c: (650) 644-8377 | jfyoung@stanford.edu | Niall Adler (650) 725-2959 | c: (714) 331-6412 | nadler@stanford.edu

## Stanford Schedule/Results

### 6-0 Overall; 4-0 Pac-12 North

Date	Opponent (TV)	Score/Time
Sept. 3	San Jose State (CSNBA)	W, 57-3
Sept. 10	at Duke (ESPNU)	W, 44-14
Sept. 17	at Arizona* (ESPN)	W, 37-10
Oct. 1	UCLA* (FSN)	W, 45-19
Oct. 8	Colorado* (Versus)	W, 48-7
Oct. 15	at Washington State* (Versus)	W, 44-14
Oct. 22	Washington* (22) (ABC)	5:00 p.m.
Oct. 29	at USC* (ABC)	5:00 p.m.
Nov. 5	at Oregon State*	TBA
Nov. 12	Oregon*	TBA
Nov. 19	California*	TBA
Nov. 26	Notre Dame (ABC/ESPN/ESPNU)	5:00 p.m.
Dec. 2	Pac-12 Championship Game	TBA

## Washington Schedule/Results

### 5-1 Overall; 3-0 Pac-12 North

Date	Opponent	Score
Sept. 3	Eastern Washington	W, 30-27
Sept. 10	Hawaii	W, 40-32
Sept. 17	at Nebraska	L, 38-51
Sept. 24	California	W, 31-23
Oct. 1	at Utah	W, 31-14
Oct. 15	Colorado	W, 52-24
Oct. 22	at Stanford	
Oct. 29	Arizona	
Nov. 5	Oregon	
Nov. 12	at USC	
Nov. 19	at Oregon State	
Nov. 26	Washington State	

## Pac-12 Standings

North Division	Conference		Overall	
	W	L	W	L
Stanford	4	0	6	0
Oregon	3	0	5	1
Washington	3	0	5	1
Washington State	1	2	3	3
Oregon State	1	2	1	5
California	0	3	3	3

South Division	Conference		Overall	
	W	L	W	L
USC	3	1	5	1
Arizona State	3	1	5	2
UCLA	2	1	3	3
Utah	0	3	3	3
Colorado	0	3	1	6
Arizona	0	4	1	5

## Games This Week

**Oct. 20**  
UCLA at Arizona

**Oct. 22**  
Washington at Stanford  
Utah at California  
Oregon at Colorado  
Oregon State vs. Washington State (Seattle)  
USC at Notre Dame

## Stanford Faces First Top-25 Foe Saturday Cardinal Plays Host to Washington in Homecoming Game

### The Game

The Stanford Cardinal (6-0, 4-0 Pac-12 North) will look to extend the nation's longest winning streak to 15 games on Saturday when it plays host to the Washington Huskies (5-1, 3-0 Pac-12 North). Kickoff is set for 5:00 p.m. at Stanford Stadium/Foster Field (50,000). Stanford is coming off a 44-14 victory at Washington State on Saturday, the Cardinal's school-record 14th consecutive victory. Washington defeated Colorado, 52-24 in Seattle, extending its win streak to three games. The Cardinal is ranked 7th by AP and 5th in the USA Today Coaches polls this week, while Washington is ranked 22nd and 24th, respectively in the same polls.

### Television/Radio Plans

Saturday's Stanford-Washington game will be televised on a regional basis by ABC, with **Sean McDonough** (play-by-play), **Matt Millen** (analyst) and **Heather Cox** (sidelines) calling the action. The game will also be carried live on Stanford's flagship station, KNBR 1050 AM, with **Dave Flemming** (play-by-play), **Todd Husak** (analyst) and **John Platz** (sidelines) handling the broadcasting duties. All radio broadcasts begin one hour prior to kickoff with the Cardinal Tailgate Show and will conclude with the Cardinal Locker Room Report following the game. Stanford student station KZSU will also broadcast Saturday's game. All Stanford radio broadcasts can also be heard on GoStanford.com via the All-Access player.

### Stanford-Washington Series

In a series that dates back to 1893, Stanford trails the all-time series with Washington, 37-40-4. The Cardinal has won three straight and five of the last six games between the two schools, including last year's contest in Seattle, 41-0. Stanford's current three-game winning streak against the Huskies is its longest since winning 10 in a row from 1967-76. Despite Stanford's recent success in the series, the Cardinal is just 7-21 against Washington dating back to 1977, posting wins in 1982, '94, 2004, '06, '08, '09 and '10.

### Cardinal Clips

- Now 6-0 (4-0 Pac-12 North) after Saturday's 44-14 victory at Washington State...has won a school-record 14 straight games dating back to last season, extending the nation's longest streak among FBS teams.
- Has posted a 31-13 (.705) record since 2008 and are 26-6 (.812) dating back to the 2009 campaign.
- Have defeated its last nine opponents by 25 or more points a game, compiling an average margin of victory of 34.2 points (308 total) during that stretch.
- Ranked 7th this week by AP, 5th in the USA Today Coaches poll and 8th in the BCS standings...have been ranked in the Top 10 of the AP poll for 15 straight weeks, marking the program's longest run as a Top 10 team in school history.
- Has won nine straight home games and is 20-2 in its last 22 home games at Stanford Stadium dating back to the final home game of the 2007 season...is 8-1 in its last nine true road games.
- Defense has held its last 12 opponents under 20 points per game, the longest such streak since 1939-41.
- Leads the Pac-12 in seven defensive categories -- rushing defense (59.50), total defense (294.83), scoring defense (11.17), sacks per game (3.83), tackles-for-loss (8.00), red zone defense (0.59) and third down conversion defense (27.71)...rush defense ranks second nationally behind Alabama (38.14).
- Defense has held the opponent scoreless in 14 out of 24 quarters this season and have allowed just eight offensive touchdowns...has not been scored upon in the first quarter and has allowed just six points in the third quarter over its first six games.
- Ranks second in the Pac-12 and fifth nationally in scoring offense, averaging 45.83 points a game... have scored 40 or more points 15 times in the last 32 games dating back to the 2009 season... averaging 42.0 ppg (799 total) over the last 19 contests...has set school scoring record each of the last two seasons.
- Has outscored its last 19 opponents 415-131 in the first half...last trailed at halftime vs. Notre Dame in 2009 (24-20)...were tied at the half last year against USC (14-14) and Arizona State (7-7).
- Was 4-for-4 in the red zone vs. Washington State and have come away with points in all 31 trips to the red zone this season (25 TDs, 6 FGs).
- Heisman Trophy candidate **Andrew Luck** completed 23-of-36 passes for 336 yards and four touchdowns vs. Washington State...has completed 72-of-96 passes for 933 yards and 10 TDs over last three games...Stanford is 26-5 (.839) in Luck's 31 career starts...his 26 career wins as a starter rank first all-time among Stanford QBs.
- Tight ends **Coby Fleener** (6), **Zach Ertz** (3) and **Levine Toilolo** (3) have accounted for 12 of Stanford's 19 TD receptions this season and 16 of the last 23 scoring strikes dating back to the Orange Bowl.



**Head Coach David Shaw**

Stanford '94  
 6-0 Overall at Stanford • First Season  
 4-0 Pac-12 at Stanford • First Season  
 6-0 Career Record • First Season

**Shaw Quick Facts**

- Named Bradford M. Freeman Director of Football on January 13, 2011, becoming the 34th head coach in Stanford history.
- He is the fifth alum to hold the position of head football coach, joining Charles Fickert (1901), Carl Clemans (1902), Chuck Taylor (1951-57) and Paul Wiggan (1980-83).
- Four-year letterwinner (wide receiver) at Stanford from 1991-94...member of Stanford's 1991 Aloha Bowl team coached by Denny Green...also was a member of the Cardinal's 1992 Blockbuster Bowl-winning team coached by Bill Walsh...finished his career with 57 catches for 664 yards and five TDs.
- Earned his degree in sociology.
- Previously served as Stanford's offensive coordinator for past four seasons (2007-10)...Stanford set school scoring records each of the past two seasons...team scored 40 or more points in 11 games during his time as offensive coordinator.
- Play-calling ability in the red zone helped Stanford convert on a national-best 57.6 percent of its chances inside the 20-yard line.
- Tutored five running backs that combined for the second-highest rushing total (2,063 yards) in school history in 2010.
- Prior to his appointment at Stanford, served as wide receivers and passing game coordinator at the University of San Diego, where he helped guide the nation's top Division I-AA offense that paced the Toreros to the Pioneer League championship and NCAA Division I-AA Mid Major title.
- Coaching resume also includes nine years of NFL experience with the Philadelphia Eagles (1997), Oakland Raiders (1998-2001) and Baltimore Ravens (2002-05).
- David's father, Willie, had two separate coaching stints at Stanford (1974-76; 1989-91) during his 33-year coaching career, which also included stops with the Detroit Lions, Kansas City Chiefs, Minnesota Vikings, New Orleans Saints, Oakland Raiders, San Diego Chargers and St. Louis Rams.
- Union City, Calif.-native was born in San Diego... wife Kori...three children--Keegan, Carter and Gavin.

**Probable Starters**

**Offense**

Pos.	No.	Player	Notes
WR	81	Chris Owusu	Team's leading receiver with 25 receptions
LT	55	Jonathan Martin	Lombardi Award and Outland Trophy candidate
LG	54	David Yankey	Impressive in first six career starts
C	64	Sam Schwartzstein	Has studied behind Chase Beeler for last two seasons
RG	52	David DeCastro	Lombardi Award candidate; first team All-Pac-10 in 2010
RT	73	Cameron Fleming	One of three first-year starters on O-line
TE	82	Coby Fleener	Mackey Award candidate; 6 of 16 catches are TDs
-or-	86	Zach Ertz	Three TD receptions are tied for second on the team
QB	12	Andrew Luck	Is 72-96 for 933 yards and 10 TDs in last three games
RB	33	Stepfan Taylor	Has 22 career rushing TDs
FB	85	Ryan Hewitt	Of his 21 touches, 17 have been for first downs or TDs
WR	17	Griff Whalen	Caught a career-high seven passes vs. WSU

**Defense**

Pos.	No.	Player	Notes
DE	98	Matt Masifilo	Lone returning starter on d-line
NT	99	Terrence Stephens	Played behind Sione Fua last season
DE	49	Ben Gardner	6.5 of his 17 tackles are for lost yardage
ILB	57	Max Bergen	Third-leading tackler with 25 stops
ILB	35	Jarek Lancaster	First-year starter at ILB; 23 tackles on the year
OLB	44	Chase Thomas	Leads the Pac-12 in sacks at 0.92 per game
OLB	93	Trent Murphy	Has 4.0 TFL among his 18 total stops
LC	31	Barry Browning	Has 16 total stops and one pass breakup this season
RC	27	Johnson Bademosi	Team's leading tackler with 27 stops
SS	26	Delano Howell	Team-high five interceptions last year
FS	3	Michael Thomas	Has Stanford's lone interception of the season

**Specialists**

Pos.	No.	Player	Notes
K	19	Jordan Williamson	Is 8 for 9 in field-goal tries with a long of 45
P	38	David Green	Averaging 41.1 in 15 punts this year
LS	45	Andrew Fowler	Takes over for three-year starter Zach Nolan
HLD	36	Daniel Zychlinski	Steady last year in same role
KR	81	Chris Owusu	Averaging 24.5 yards in four returns
-or-	88	Ty Montgomery	Had a 96 yard KOR for TD at WSU
PR	4	Drew Terrell	Honorable mention All-Pac-10 last season

**Stanford's Statistical Leaders**

**Rushing**

Player	GP	Att.	Yards	Avg.	TD	Avg/G
Stepfan Taylor	6	101	559	5.5	5	93.2
Tyler Gaffney	6	26	135	5.2	4	22.5
Anthony Wilkerson	6	28	120	4.3	1	20.0
Jeremy Stewart	6	21	90	4.3	4	15.0

**Passing**

Player	GP	Comp.	Att.	Int.	TD	Yards
Andrew Luck	6	129	191	3	18	1,719
Brett Nottinghamham	4	4	6	0	1	77
Robbie Picazo	1	3	3	0	0	15

**Receiving**

Player	GP	Rec.	Yards	Avg.	TD	LG
Chris Owusu	6	25	309	12.4	2	43
Zach Ertz	6	20	279	13.9	3	26
Griff Whalen	6	20	269	13.4	1	30
Coby Fleener	6	16	383	23.9	6	62
Ryan Hewitt	6	15	143	9.5	3	31

**Defense**

Player	UA-A-T	TFL	SKS	Int.	FR	FF
Johnson Bademosi	23-4-27	0.5-0	0	0	0	2
Michael Thomas	18-8-26	3.0-11	1.0-5	1-27	1-33	0
Max Bergen	11-14-25	2.0-12	1.5-12	0	0	0



## Stanford Notebook

### Stanford at a Glance

#### General Information

Location ..... Stanford, Calif.  
 Founded ..... 1891  
 Nickname ..... Cardinal  
 Colors ..... Cardinal and White  
 Enrollment ..... 15,319  
 Stadium ..... Stanford Stadium (50,000)  
 Conference ..... Pacific-12  
 President ..... John Hennessy  
 Director of Athletics ..... Bob Bowlsby  
 Faculty Representative ..... Al Camarillo

#### Team Information

2011 Overall Record ..... 6-0  
 Pac-12 North Record ..... 4-0  
 Ranking ..... 7th AP/5th USA Today/8th BCS  
 2010 Bowl Appearance .... Discover Orange  
 Result ..... d. Virginia Tech, 40-12  
 Offensive Formation ..... Multiple  
 Defensive Formation ..... 3-4  
 Letterwinners Returning ..... 56 (28/25/3)  
 Letterwinners Lost ..... 20 (10/8/2)  
 Starters Returning ..... 12 (5/6/1)  
 Starters Lost ..... 13 (6/5/2)

#### Football Communications Staff

Sr. Asst. AD/Communications .... Jim Young  
 Office ..... 650-721-1989  
 E-Mail ..... jfyoung@stanford.edu  
 Asst. Director ..... Niall Adler  
 Office ..... 650-725-2959  
 E-Mail ..... nadler@stanford.edu

#### Coaching Staff

Head Coach ..... David Shaw  
 Record at Stanford ..... 6-0  
 Career Record ..... 6-0  
 Assoc. HC/Co-D Coord. .... Derek Mason  
 O-Coord./QBs ..... Pep Hamilton  
 Co-D-Coord./ILB ..... Jason Tarver  
 Outside Linebackers ..... Lance Anderson  
 Defensive Line ..... Randy Hart  
 Offensive Line ..... Mike Bloomgren  
 Running Backs ..... Mike Sanford  
 Special Teams/Recruiting ..... Brian Polian  
 Tight Ends/O-Tackles ..... Ron Crook  
 Offensive Assistant ..... Nick Holz  
 Offensive Assistant ..... Aaron Moorehead  
 Offensive Assistant ..... Morgan Turner  
 Defensive Assistant ..... Tavita Pritchard  
 Defensive Assistant .... Chester McGlockton  
 Graduate Assistant ..... Jordan Sundheim

#### Strength and Conditioning

Sports Performance Coord. .... Shannon Turley  
 Assistant ..... Hans Straub  
 Assistant ..... Scott Sacuskie  
 Assistant ..... Kevin Blaugrund

### Stanford Plays Host to Washington in Reunion Homecoming Game

Stanford (6-0, 4-0 Pac-12 North), ranked seventh in the Associated Press and fifth by USA Today Coaches polls, will look to extend its winning streak to 15 games on Saturday when the Cardinal plays host to the Washington Huskies (5-1, 3-0 Pac-12 North) in the annual Reunion Homecoming Game. Kickoff is set for 5:00 p.m. at Stanford Stadium and the game will be televised on a regional basis by ABC.

A win would give Stanford its first 7-0 start since 1951, when the Indians won their first nine games of the season on the way to the Rose Bowl, and extend the Cardinal's winning streak to 15 games, an ongoing school record.

Stanford has won nine straight home games and is 20-2 in its last 22 home games at Stanford Stadium dating back to the final home contest of the 2007 season.

#### The Start

At 6-0, Stanford is off to its best start since 1951, when **Chuck Taylor's** Indians won its first nine games on its way to the Pacific Coast Conference championship and a berth in the Rose Bowl.

#### Last Meeting: Stanford 41, Washington 0; Oct. 30, 2010

Stanford turned in one of the most dominating defensive performances in school history in shutting out Washington, 41-0 before a rain-soaked crowd of 69,020 at Husky Stadium.

Stanford limited Washington to just 107 yards in total offense, which was the second lowest output by an opponent in school history. The Huskies recorded just seven first downs and managed to drive the ball past the 50 yard line on just one occasion.

Coupled with its 35-0 win at UCLA earlier in the season, the shutout marked just the first time since 1972 Stanford had shut out two opponents in the same season.

The Cardinal scored touchdowns in each of its first four possessions to build a 28-0 lead at halftime. Quarterback **Andrew Luck** opened the scoring with a 51-yard touchdown run at the 8:37 mark of the first quarter. Luck finished the game with a career-high 92 rushing yards on just five carries. He also completed 19-of-26 passes for 192 yards and one touchdown, his 20th of the season, which tied him with **Jim Plunkett** (1969) and **John Elway** (1981) for fifth place on Stanford's single-season list.

**Stepfan Taylor** became just the second back in school history to rush for 100 yards in five straight games, as he finished with 104 yards on 20 carries, including touchdown runs of two and three yards.

**Ryan Whalen** and **Doug Baldwin** had five receptions each.

Sophomore linebacker **Chase Thomas** had a team-high nine tackles, including one sack, while **Shayne Skov** finished with eight tackles. **Matt Masifilo** had two sacks while **Delano Howell** and **Johnson Bademosi** each had interceptions.

#### The Polls

Stanford is ranked seventh by the Associated Press and fifth in the USA Today Coaches polls this week. The Cardinal also debuted at No. 8 in the initial Bowl Championship Series standings.

Stanford has been ranked in the AP poll for 22 consecutive weeks since the Sept. 5th poll of 2010, marking the program's longest continuous stay in the AP poll since 1991-93 (26 weeks). Stanford's longest continuous run in the AP poll was during the 1969-72 seasons, when the program spent 43 consecutive weeks in the Top 20.

Stanford has been ranked in the Top 10 of the AP poll for 15 consecutive weeks dating back to last season, marking the Cardinal's longest run as a Top 10 team in school history (previous was eight in 1940).

#### Winning Streak

Stanford has won a school-record 14 straight games dating back to last season, which is the longest active winning streak in the nation.

During the streak, the Cardinal has outscored its opposition 576-186 (+390) and has scored 40 or more points in nine of the 14 games.

The longest unbeaten streak in school history (15 games) was set over three seasons from 1925-27. Under the direction of the legendary "**Pop**" **Warner**, Stanford won its last two games of the 1925 season, posted a 10-0-1 record in 1926 and won its first two games of the 1927 campaign before losing to Saint Mary's.

#### Longest Winning Streaks in Stanford History

- 14 2010-11 (Last 8 of '10; first 6 of '11)
- 13 1904-05 (last 5 in '04; all 8 in '05)
- 13 1939-41 (last game of '39; all 10 in '40; first 2 of '41)
- 12 1925-26 (last 2 of '25; first 10 of '26)

#### The Win Total

Stanford has posted a 31-13 (.705) record over the last three-plus seasons, finishing 5-7 in 2008, 8-5 in '09, 12-1 last season -- along with this year's 6-0 start.

The Cardinal has also posted an 18-4 (.818) record in conference play over the last three seasons, finishing 6-3 in 2009, 8-1 last season and 4-0 this season. The 18 conference wins over the last three



**Breaking Down Stanford**

<b>SCORING</b> .....	275
Points Per Game.....	45.8
<b>FIRST DOWNS</b> .....	142
Rushing.....	52
Passing.....	83
Penalty.....	7
<b>RUSHING YARDAGE</b> .....	1090
Rushing Attempts.....	215
Average Per Rush.....	5.1
Average Per Game .....	181.7
TDs Rushing .....	15
<b>PASSING YARDAGE</b> .....	1824
Comp-Att-Int.....	137-191-3
Average Per Pass.....	9.5
Average Per Game .....	304.0
TDs Passing.....	19
<b>TOTAL OFFENSE</b> .....	2914
Total Plays .....	406
Average Per Play .....	7.2
Average Per Game .....	485.7

**Breaking Down Washington**

<b>SCORING</b> .....	222
Points Per Game.....	37.0
<b>FIRST DOWNS</b> .....	130
Rushing.....	56
Passing.....	64
Penalty.....	10
<b>RUSHING YARDAGE</b> .....	1042
Rushing Attempts.....	219
Average Per Rush.....	4.8
Average Per Game .....	173.7
TDs Rushing .....	6
<b>PASSING YARDAGE</b> .....	1476
Comp-Att-Int.....	120-173-4
Average Per Pass.....	8.5
Average Per Game .....	246.0
TDs Passing.....	21
<b>TOTAL OFFENSE</b> .....	2518
Total Plays .....	392
Average Per Play .....	6.4
Average Per Game .....	419.7

**Next Opponent**

**USC Trojans**

**5-1 Overall; 3-1 Pac-12 South**

Date	Opponent	Score
Sept. 3	Minnesota .....	W, 19-17
Sept. 10	Utah .....	W, 23-14
Sept. 17	Syracuse .....	W, 38-17
Sept. 24	at Arizona State.....	L, 20-43
Oct. 1	Arizona .....	W, 48-41
Oct. 13	at California.....	W, 30-9
Oct. 22	at Notre Dame	
Oct. 29	Stanford	
Nov. 4	at Colorado	
Nov. 12	Washington	
Nov. 19	at Oregon	
Nov. 26	UCLA	

seasons rank second only to Oregon's 20 during that same period.

Stanford is looking to nail down its third straight winning season. The last time the Cardinal strung together three straight winning campaigns was from 1968-78, when Stanford recorded 11 consecutive winning seasons.

**Stanford vs. Ranked Opponents**

Stanford faces its first Top 25 opponent on Saturday in the Washington Huskies, who are ranked 22nd and 24th in this week's AP and USA Today Coaches polls. Stanford is 5-1 in its last six games against ranked opponents, including a 2-1 mark last season. After falling to No. 4 Oregon, 52-31 on Oct. 2 in Eugene, the Cardinal posted wins over No. 13 Arizona (42-17) and No. 12 Virginia Tech in the Discover Orange Bowl.

Stanford was 3-0 against ranked opponents in 2009, defeating No. 24 Washington (31-14), No. 7 Oregon (51-42) and No. 11 USC (55-21).

**Home and Road**

The Cardinal has won nine straight home games at Stanford Stadium and is 20-2 in its last 22 home contests dating back to the final home contest of the 2007 season.

In three home games this season against San Jose State (57-3), UCLA (45-19) and Colorado (48-7), Stanford is outscoring its opposition 150-29.

The Cardinal posted a 6-0 record at home last season, marking the program's first undefeated home season since 1977 and ninth all-time at Stanford Stadium (1924, '26, '30, '33, '34, '40, '69, '77, '10).

The Cardinal is averaging 40.3 points a game (846 total) over its last 21 home games (2008-11) while allowing 20.4 (428).

Stanford was just 3-16 on its home turf from 2005-07.

Stanford has also won six straight road games (non-neutral sites), its longest such streak since 1991-92.

**High-Scoring Cardinal**

The Cardinal is averaging 45.83 points (275 total) after six games and ranks second in the Pac-12 and fifth nationally in scoring average. Oregon leads the the conference and ranks third nationally in scoring, averaging 48.67 points a game.

With its 44-14 victory over Washington State, Stanford has scored 40 or more points 15 times in its last 32 games dating back to the 2009 season and has scored 50 or more five times during that same stretch. The team is averaging 42.0 (799 total) points over its last 19 contests.

Stanford has set school scoring records each of the last two seasons, tallying 524 points last season and 461 in 2009, and is on pace to surpass last year's record-setting scoring total.

**Defensive Doings**

Stanford ranks first in the Pac-12 in seven defensive categories, including rushing defense (59.50), total defense (294.83), scoring defense (11.17), sacks per game (3.83), tackles-for-loss (8.00), third down conversion defense (23-83; 27.71) and red zone defense (10-17; 0.59).

Stanford's rushing defense ranks second nationally behind Alabama (38.14) while it also ranks in the Top 20 nationally in scoring defense (5th), total defense (14th), tackles-for-loss (t-11th), sacks per game (4th), third down conversion defense (7th) and red zone defense (t-2nd).

Stanford's defense has allowed just eight touchdowns this season and has allowed just 15 TDs in its last 12 games dating back to last season. The defense has yielded just 123 points in those 12 contests (10.2).

The Cardinal defense has not allowed points in 14 of 24 quarters this season and it has not been scored upon in the first quarter this season while allowing just six points in the third period.

**Twelve Under 20**

Stanford has held its last 12 opponents under 20 points, marking the longest such streak since 1939-41, when the Indians held the opposition under 20 points in 14 consecutive games. The Cardinal has held the opposition to 10 points or less five times in the last 12 games. The last time Stanford yielded 20 or more points was in a 38-28 victory over Washington State last season.

**Chase Thomas Among National Leaders**

Outside linebacker Chase Thomas leads the Pac-12 and ranks ninth nationally in sacks-per-game (0.92; 5.5 total). Thomas now has 20.0 sacks in 32 career games (0.62 per game).

Thomas also ranks third in the conference and t-37th nationally in tackles-for-loss (1.25) and ranks 10th nationally in forced fumbles per game (0.50).

**Scoring First**

Stanford has scored first in 18 of its last 19 games dating back to last season. The Cardinal has come away with points on its first drives in 13 of its last 19 games (9 FGs, 4 TDs).

**Fast Starts**

Stanford built a 10-7 halftime lead against Washington State and has now outscored its last 19 opponents 415-131 in the first half. The Cardinal has scored on 21 of its 36 first half possessions this season (58.3), a percentage that climbs higher when considering Stanford took a knee to run out the clock in two halves and muffed an opening kickoff. The Cardinal outscored its opposition 301-90 in the first half last season and 207-156 in 2009.



**Ticket Information**

Tickets for all Stanford games may be purchased Monday through Friday at the Stanford Stadium Ticket Office from 9:00 a.m. to 4:00 p.m., on-line at [gostanford.com](http://gostanford.com) and by phone at 1-800-STANFORD. Season tickets are currently available and may be purchased over the phone or on-line. Group tickets are also available by phone. Individual game tickets are also available by phone, on-line or at the Stanford Athletics Ticket Office. Reserved seat season tickets start at \$130 and Family Plan season tickets are available for \$170. Reserved individual game tickets start as low as \$20.

**Practices and Interviews**

All interview requests for Stanford players and members of the coaching staff should be arranged through either Jim Young or Niall Adler in the Athletic Communications Department. Outside of his regularly scheduled appearance at Tuesday's media luncheon, the best time to obtain an interview with head coach Coach Shaw is at the conclusion of practice or by special appointment. Stanford players are available to the media on Tuesday and Wednesday only at the conclusion of practice. A reminder, members of the media are not permitted to contact players in their dorm rooms, on their cell phones or via social networks.

**Tuesday Media Luncheon**

Each Tuesday during the season, Stanford head coach David Shaw and selected student-athletes will meet with the media at a weekly luncheon in the Hall of Fame room located in the Arrillaga Family Sports Center. The luncheon begins at 11:30 a.m.

**Inside Stanford Sports**

Fans will have the opportunity to talk directly to head coach David Shaw and players throughout the season on "Inside Stanford Sports With David Shaw," a 60-minute call-in show that will air on KNBR 1050 AM on select Monday's throughout the season at the Gordon Biersch Brewery Restaurant, 640 Emerson Street in Palo Alto.

**Pac-12 Conference Call**

The Pac-12 holds a weekly teleconference with all of the head coaches every Tuesday during the season beginning at 10:00 a.m. Stanford head coach David Shaw is available on the call at 10:10 a.m. Please call the Pac-12 office or a member of the Stanford Athletic Communications Department to obtain the telephone number to access the call. Here's the call schedule for the 2011 season...

- 10:00 a.m. Jon Embree, Colorado
- 10:10 a.m. David Shaw, Stanford**
- 10:20 a.m. Mike Stoops, Arizona
- 10:30 a.m. Mike Riley, Oregon State
- 10:40 a.m. Kyle Whittingham, Utah
- 10:50 a.m. Rick Neuheisel, UCLA
- 11:00 a.m. Dennis Erickson, ASU
- 11:10 a.m. Paul Wulff, Washington State
- 11:20 a.m. Chip Kelly, Oregon
- 11:30 a.m. Steve Sarkisian, Washington
- 11:40 a.m. Jeff Tedford, California
- 11:50 a.m. Lane Kiffin, USC

**Scoring Margins**

With its 30-point victory over Washington State, Stanford has won its last nine games by 25 points or more, an ongoing school-record. The Cardinal's average margin of victory in its last nine games has been by 34.2 points (308 total).

Stanford's last 26 victories dating back to the 2009 season have come by a margin of 26.0 (675 total) points, while its six losses have been by a margin of just 8.8 points (53 total). Stanford is 8-8 in its last 16 games decided by a touchdown or less.

**Wire-to-Wire**

Stanford has won 14 of its last 19 games in wire-to-wire fashion, while it has trailed for just 53:28 in the five other games. Stanford has not trailed at any point this season.

**Controlling the Clock**

Stanford has won the time of possession in 16 of its last 19 games dating back to last season. The Cardinal leads the Pac-12 and ranks 23rd nationally in time of possession, holding the ball for an average of 31:49 per game. Stanford led the nation last year in time of possession, holding the ball for an average of 34:34 per game.

**Run-First Offense**

Of Stanford's 406 plays from scrimmage this season, 215 (53.0) have been running plays while 191 (47.0) have been passing plays. Since 2009, Stanford has rushed the ball on 59.3 percent of its offensive plays (1286-2169).

**Happy Returns**

Stanford ranks first in the conference and ninth nationally in kickoff return average at 26.64 (18-476), while it ranks second in the conference and t-23rd nationally in punt return average at 11.83 (12-142). Ty Montgomery's 96-yard kickoff return for a touchdown on the final play of the game at Washington State is tied for the fifth longest KOR for TD in school history and was the longest since T.J. Rushing's 99-yard KOR for TD vs. BYU in 2004.

**Punts**

Stanford has punted just 15 times in six games this season, which is tied for the second fewest punt attempts in the nation with Army. Only Baylor (14) has punted fewer times than the Cardinal and Black Knights.

**Best Foot Forward**

Redshirt freshman **Jordan Williamson** is 8-for-9 in field goal attempts this season, with a season long of 45 at Arizona.

Stanford kickers have combined to make 55 of 67 (.821) of their field-goal attempts over the last four seasons.

**First Time Starters**

With cornerback **Terrence Brown** getting his first career start against Colorado, Stanford has featured 11 first-time starters this season. The list includes LG **David Yankey**, C **Sam Schwartzstein**, RT **Cameron Fleming**, FB **Ryan Hewitt**, NG **Terrence Stephens**, DE **Ben Gardner**, OLB **Trent Murphy**, K **Jordan Williamson**, SS **Devon Carrington**, ILB **Jarek Lancaster** and Brown.

**Luck's Last Three**

Quarterback Andrew Luck has completed 72-of-96 passes (75.0) for 933 yards and 10 touchdowns over the last three games against UCLA (23-27-227-2TDs), Colorado (26-33-370-3TDs) and Washington State (23-36-336-4TDs). For the season, Luck has completed 129-181 (71.3) of his passes for 1,719 yards and 18 TDs. Two of his three interceptions have come on deflections.

**Luck Ranks as Stanford's All-Time Winningest Quarterback**

Stanford is 26-5 (.839) with **Andrew Luck** as its starting quarterback. Luck's 26 wins as a starter are the most all-time among Stanford quarterbacks, ahead of **Steve Stenstrom** (24) and **Jim Plunkett** (22).

Luck's .839 career winning percentage also ranks first all-time among Stanford quarterbacks and is second to Boise State's **Kellen Moore** among active FBS signal callers.

**Passing Plunkett**

With his 336-yard passing performance against Washington State, Andrew Luck ran his career passing total to 7,632 yards, moving pass Jim Plunkett into fourth place on Stanford's all-time career passing charts. He needs just 37 more yards to tie **John Paye** (1983-86) for third place.

**Luck Among Active Leaders**

Andrew Luck ranks in the top-10 among active quarterbacks in various statistical categories, including passing efficiency (2nd; 163.26), passing touchdowns (t-9th; 63), total offense per game (9th; 274.2) and completion percentage (8th; 65.87). He also ranks among the top-15 in passing yards (11th; 7,632), total offense (11th; 8,499) and TDs responsible for (11th; 69).



Associated Press Top 25

RK	Team	Record	PTS	PVS
1.	LSU (41)	7-0	1,452	1
2.	Alabama (11)	7-0	1,411	2
3.	Oklahoma (6)	6-0	1,372	3
4.	Wisconsin	6-0	1,252	4
5.	Boise State (1)	6-0	1,218	5
6.	Oklahoma State	6-0	1,186	6
7.	<b>STANFORD</b>	<b>6-0</b>	<b>1,164</b>	<b>7</b>
8.	Clemson	7-0	1,064	8
9.	Oregon	5-1	1,020	9
10.	Arkansas	5-1	946	10
11.	West Virginia	5-1	778	13
12.	Kansas State	6-0	762	17
13.	Nebraska	5-1	748	14
14.	South Carolina	6-1	690	15
15.	Michigan State	5-1	610	23
16.	Virginia Tech	6-1	597	19
17.	Texas A&M	4-2	467	21
18.	Michigan	6-1	442	11
19.	Auburn	5-2	374	24
20.	Georgia Tech	6-1	281	12
21.	Houston	6-0	238	25
22.	Washington	5-1	221	NR
23.	Illinois	6-1	207	16
24.	Arizona State	5-2	144	18
(tie)	Georgia	5-2	144	NR

Others Receiving Votes: Penn State 130, Notre Dame 107, USC 87, Southern Methodist 19, Baylor 19, Texas 12, Southern Miss 4, Cincinnati 4, Wake Forest 3, Rutgers 2.

USA Today Coaches Poll

RK	Team	Record	PTS	PVS
1.	Oklahoma (31)	6-0	1,428	1
2.	LSU (15)	7-0	1,410	2
3.	Alabama (12)	7-0	1,399	3
4.	Wisconsin (1)	5-0	1,262	4
5.	<b>STANFORD</b>	<b>6-0</b>	<b>1,262</b>	<b>5</b>
6.	Oklahoma State	6-0	1,713	7
7.	Boise State	6-0	1,172	6
8.	Clemson	7-0	1,028	8
(tie)	Oregon	5-1	1,028	9
10.	Arkansas	5-1	931	11
11.	Nebraska	5-1	775	14
12.	South Carolina	6-1	765	13
13.	Michigan State	5-1	690	19
14.	West Virginia	5-1	688	16
(tie)	Virginia Tech	6-1	688	17
16.	Kansas State	6-0	678	18
17.	Michigan	6-1	458	10
18.	Texas A&M	4-2	415	23
19.	Georgia Tech	6-1	396	12
20.	Houston	6-0	359	22
21.	Illinois	6-1	260	15
22.	Penn State	6-1	253	25
23.	Auburn	5-2	202	NR
24.	Washington	5-1	174	NR
25.	Arizona State	5-2	86	20

Others Receiving Votes: Georgia 60, Notre Dame 36, Rutgers 31, Southern Methodist 27, Texas 26, Southern Miss 14, Cincinnati 14, Baylor 9, North Carolina 9, Virginia 3, Temple 3, TCU 1.

Tracking Stanford in the Polls

Date	AP	USA Today	BCS
Preseason	7th	6th	--
Sept. 6	6th	6th	--
Sept. 11	6th	6th	--
Sept. 18	5th	5th	--
Sept. 25	6th	4th	--
Oct. 2	7th	4th	--
Oct. 9	7th	5th	--
Oct. 17	7th	5th	8th

Go-To Tight Ends

Tight ends **Coby Fleener** (6), **Zach Ertz** (3) and **Levine Toilolo** (3) have accounted for 12 of Stanford's 19 touchdown receptions this season, with the other seven being distributed among **Ryan Hewitt** (3), **Chris Owusu** (2), **Griff Whalen** (1) and **Stepfan Taylor** (1).

Going back to last year's Orange Bowl win over Virginia Tech, tight ends have combined to catch 16 of Stanford's last 23 touchdown passes. Fleener (14), Ertz (8) and Toilolo (3) have combined for 25 career touchdown receptions.

Stanford's tight end trio of Fleener, Ertz and Toilolo have combined for 44 receptions totaling 837 yards (19.0), including 11 touchdowns. The yardage total accounts for 46.0 percent of the team's receiving yardage (1,824).

Finding Fleener

Tight end **Coby Fleener** is averaging 23.9 yards (16-383) per catch this season and 16.14 yards per catch (78-1259) in his 44 career games. The school-record for receiving yards per catch is 21.5, held by **Miles Moore**, who caught 38 passes for 816 yards in 1971.

The NCAA single-season record for receiving yards average among tight ends is held by Jay Novacek, who averaged 22.6 yards per catch for Wyoming in 1984.

Fleener's 14 career touchdown receptions rank first all-time among Stanford tight ends.

Deep Receiving Corps

With **Corey Gatewood** making his first reception of the season against Colorado, a total of 16 different Stanford players have caught passes this season -- including quarterback **Andrew Luck**.

Taylor's Tale

Stepfan Taylor rushed for 100 yards on 17 carries against Washington State, marking his 10th career 100-yard game. His 10 career, 100-yard games are tied for fourth on Stanford's all-time career list with **Brad Muster** (1984-87) and needs one more 100-yard effort to tie **Anthony Bookman** (1994-97) for third all-time.

His career rushing total of 1,999 yards ranks ninth on Stanford's all-time career charts while his 22 rushing touchdowns rank sixth. Taylor needs one more rushing TD to tie Kerry Carter (1999-02) for fifth place, two more to tie **Darrin Nelson** (1977-81) for fourth and five to tie **Brad Muster** (1984-87) for third. **Toby Gerhart** (2006-09) holds the school's all-time record for rushing touchdowns with 44.

The O-Line

Stanford's offensive line consisting of center **Sam Schwartzstein**, right guard **David DeCastro**, right tackle **Cameron Fleming**, left tackle **Jonathan Martin** and left guard **David Yankey** has allowed the fewest sacks in the nation (0.33; 2 total) while paving the way for a Cardinal running game to average 181.7 yards per game on the ground.

Stanford's offensive line has combined to make 80 starts with DeCastro (32) and Martin (30) accounting for 77.5 percent of the starts. Schwartzstein, Fleming and Yankey are first-year starters.

Plus Plays

Of fullback's **Ryan Hewitt's** 21 touches this season, 17 have either resulted in first downs (14) or touchdowns (3).

This, That and Other Things

- Stanford's football program received an Academic Progress Rating (APR) of 977 last spring, which was the highest rating in the Pac-12 Conference and a figure that ranked 11th nationally among Football Bowl Subdivision (FBS) institutions.
- Stanford had 65 players card a grade-point average of 3.0 or better last spring quarter.
- Among the team's upperclassmen, 18 different majors are represented on the team, including Architectural Design, Art History, Biomechanical Engineering, Classics, Communication, Economics, Energy Resource Engineering, History, Human Biology, Mechanical Engineering, Management Science & Engineering, Philosophy, Political Science, Product Design, Psychology, Public Policy, Sociology, and STS [Science, Technology & Society].
- Among the team's upperclassmen, 18 are enrolled in engineering majors.
- Players on the Stanford team who graduated valedictorian of their high school include **Andrew Luck**, **Wayne Lyons**, **Brent Etiz** and **John Flacco**.
- Nose guard **Terrence Stephens** competed in the American Idol contest when he was 16, advancing to the second round on the strength of his renditions of "Ain't Too Proud to Beg" by the Temptations and "Over My Head" by the Fray.
- Freshman **Jordan Pratt** spend the last eight years playing professional baseball in the Los Angeles Dodgers organization...the 26-year old made the team as a walk-on this fall.
- Wayne Lyons** graduated from Dillard High School in Fort Lauderdale, Fla., with a 5.1 GPA and completed 43 college credits at Broward College before enrolling at Stanford.
- Although he calls Houston, Texas, home, **Andrew Luck** spent seven years in Frankfurt, Germany, and three in London, England, while his father, **Oliver**, was involved in the World League of American Football.
- Andrew's father, Oliver, now serves as the director of athletics at West Virginia, his alma mater, after a long stint as president of the MLS's Houston Dynamo...his younger sister, Mary Ellen, is a sophomore on Stanford's volleyball team.



## Charting Andrew Luck

### Passing Yardage, Career

10,531	Steve Stenstrom, 1991-94
9349	John Elway, 1979-82
7669	John Paye, 1983-86
<b>7632</b>	<b>Andrew Luck, 2009-Present</b>
7544	Jim Plunkett, 1968-70
6564	Todd Husak, 1996-99
5946	Guy Benjamin, 1974-77
5429	Trent Edwards, 2003-06
4954	Jason Palumbis, 1988-91
4346	Chris Lewis, 2000-03

### Touchdown Passes, Career

77	John Elway, 1979-82
72	Steve Stenstrom, 1991-94
<b>63</b>	<b>Andrew Luck, 2009-Present</b>
52	Jim Plunkett, 1968-70

### Completion Percentage, Career

<b>.658</b>	<b>Andrew Luck, 2009-Present</b>
.633	Steve Dils, 1977-78
.631	Steve Stenstrom, 1991-94
.624	Jason Palumbis, 1988-91
.621	John Elway, 1979-82

### Passing Efficiency, Career

<b>163.2</b>	<b>Andrew Luck, 2009-Present</b>
142.7	Steve Stenstrom, 1991-94
139.3	John Elway, 1979-82
137.5	Steve Dils, 1977-78
135.0	Randy Fasani, 1999-01

### Total Offense, Career

9825	Steve Stenstrom, 1991-94
9070	John Elway, 1979-82
<b>8499</b>	<b>Andrew Luck, 2009-Present</b>
7887	Jim Plunkett, 1968-70
7538	John Paye, 1983-86
6428	Todd Husak, 1996-99
5765	Guy Benjamin, 1975-77
5628	Trent Edwards, 2003-06
4701	Jason Palumbis, 1988-91

### Touchdown Passes, Single-Season

<b>32</b>	<b>Andrew Luck, 2010</b>
27	John Elway, 1980
27	Steve Stenstrom, 1993
24	John Elway, 1982
22	Steve Dils, 1978
20	Jim Plunkett, 1969
20	John Elway, 1981
19	Turk Schonert, 1979
19	Mark Butterfield, 1995

### Most Wins, Starting Quarterback

<b>26</b>	<b>Andrew Luck, 2009-Present</b>
24	Steve Stenstrom, 1991-94
22	Jim Plunkett, 1968-70

### Best Career Winning Pct., Starting Quarterback

<b>.839</b>	<b>Andrew Luck (26-5), 2009-Present</b>
.750	Don Bunce (9-3), 1968-71
.719	Jim Plunkett (22-8-2), 1968-70
.692	Steve Dils (9-4), 1977-78
.688	Randy Fasani (11-5), 1998-2001

### Top Passing Games, Career

423	at Arizona, 2009
370	Colorado, 2011
341	at Oregon, 2010
336	at Washington State, 2011
325	at Arizona, 2010
316	Sacramento State, 2010
293	Arizona, 2010

- Junior linebacker **Shayne Skov** spent three years prior to high school living with his family in Guadalajara, Mexico, where his mother Terri was receiving treatment for multiple sclerosis...Shayne developed his football skills while playing on concrete lots which were covered with dirt.
- Former Stanford wide receiver/tight end **Cory Booker** (1989-90) serves as the Mayor of Newark, N.J.

## Player Profiles

### Quarterbacks

#### 12 • Andrew Luck, Quarterback, 6-4, 237, Sr.-Jr., Houston, TX

- Heisman Trophy candidate is on preseason watch lists for the Maxwell Award, Walter Camp Player of the Year and Davey O'Brien Award...also listed as preseason Player of the Year by Blue Ribbon and a first team All-American by Playboy...listed first among Rivals/Yahoo! Sports Top 100 college players.
- Has completed 129 of 181 passes (73.1) for 1,719 yards and 18 touchdowns this season...leads the Pac-12 in passing efficiency (180.55) and ranks third in passing yards per game (286.5).
- Red-hot over last three games in which he has completed 72 of 96 passes (75.0) for 933 yards and 10 touchdowns against UCLA, Colorado and Washington State.
- Has thrown 63 career TD passes and now trails only John Elway (77) and Steve Stenstrom (72) on Stanford's all-time career list.
- He has thrown for 7,632 yards in 31 career games, good for fourth all-time...needs just 37 more yards to tie John Paye (1983-86) for third place.
- His .658 career completion percentage and 163.2 career passing rating rank first on Stanford's all-time career charts.
- Ranks in the top-10 among active quarterbacks in various statistical categories, including passing efficiency (2nd; 163.2), passing touchdowns (t-9th; 63), total offense per game (9th; 274.2) and completion percentage (8th; .658)...also ranks among the top-15 in passing yards (11th; 7,632), total offense (11th; 8,499) and TDs responsible for (11th; 69).
- Stanford has posted a 26-5 (.839) record in his 31 career starts (missed 2009 Sun Bowl)...boasts the highest winning percentage of any quarterback in school history...the 26 wins as a starter ranks first among all-time among Stanford signal callers...his career .839 (26-5) winning percentage ranks second among active FBS quarterbacks behind Boise State's **Kellen Moore** (.953; 41-2).
- Dual threat quarterback has rushed for 867 career yards on 129 carries (6.8 avg.) with six rushing touchdowns...his career rushing total ranks first all-time among Stanford quarterbacks...finished as Stanford's second leading rusher a year ago with 453 yards.
- Led Stanford to a school-record 14th consecutive victory against Washington State...completed 23 of 36 passes for 336 yards and four touchdowns in a 44-14 victory...marked the 11th time in his career he had thrown for three or more TDs in a game...completed 13 of 20 passes for 247 yards and four TDs in the second half as the Cardinal pulled away from the Cougars.
- Completed 26 of 33 passes for 370 yards and three TDs against Colorado...passing total was the second highest of his career...connected twice with fullback Ryan Hewitt and once with wide receiver Griff Whalen for TDs as the Cardinal remained unbeaten on the season.
- Completed 23 of 27 passes for 227 yards and three TDs against UCLA...found tight end Coby Fleener for a pair of TDs, including a 51-yard scoring strike at the 14:15 mark of the third quarter that stretched Stanford's lead to 24-7...closed out the scoring with a five-yard pass to Chris Owusu with 1:51 left in the game...also made an incredible one-handed catch of a pass from Drew Terrell in the first quarter, his second career reception.
- Completed 20 of 31 passes for 325 yards and two TDs in Stanford's 37-10 victory at Arizona...passing total was the third highest of his career.
- Completed 20 of 28 passes for 290 yards and tied a career high with four touchdown passes in a 44-14 victory at Duke...marked the fifth time in his career he threw for four TDs in a game...also marked his third, four TD performance in last four games dating back to last season.
- Opened the season by completing 17 of 26 passes for 171 yards and two TDs against San Jose State...also scored Stanford's first touchdown of the season on a one yard run with 0:57 left in the first quarter...connected with Zach Ertz on a 13 yard TD pass at the 14:55 mark of the second quarter following a Spartan turnover...two-yard TD pass to Ryan Hewitt gave Stanford a 27-0 lead at the 2:25 mark of the second quarter.
- Was named the 2010 Pac-10 Offensive Player of the Year and was also runner-up for the Heisman Trophy after completing 263 of 372 passes for 3,338 yards and 32 touchdowns...his 70.6 completion percentage set a Stanford and Pac-10 single-season record...quarterbacked the Cardinal to a school-record 12 wins and a No. 4 ranking in the final AP and USA Today Coaches polls last season
- Also set a Stanford single-season record for TDs with 32, breaking the previous mark of 27 held by John Elway (1980) and Steve Stenstrom (1993).
- Final passing total of 3,338 yards ranked second on Stanford's all-time single-season charts behind Stenstrom, who threw for 3,627 yards in 1993.
- Accounted for a school-record and conference high 3,791 yards in total offense.
- Majoring in architectural design.



## Tracking Taylor

### Rushing Yardage, Career

4,033	Darrin Nelson, 1977-78; 80-81
3,522	Toby Gerhart, 2006-09
2,940	Brad Muster, 1984-87
2,523	Anthony Bookman, 1994-97
2,446	Mike Mitchell, 1993-97
2,178	Glyn Milburn, 1990-92
2,117	Brian Allen, 1998-01
2,039	Kerry Carter, 1999-02
<b>1,999</b>	<b>Stepfan Taylor, 2009-Present</b>
1,940	Anthony Kimble, 2005-08

### Rushing Touchdowns, Career

44	Toby Gerhart, 2006-09
37	Tommy Vardell, 1988-91
27	Brad Muster, 1984-87
24	Darrin Nelson, 1977-78; 1980-81
23	Kerry Carter, 1999-02
<b>22</b>	<b>Stepfan Taylor, 2009-Present</b>

### Rushing Touchdowns, Season

28	Toby Gerhart, 2010
20	Tommy Vardell, 1991
15	Toby Gerhart, 2008
<b>15</b>	<b>Stepfan Taylor, 2010</b>
14	Tommy Vardell, 1990
12	Brad Muster, 1986
11	Skip Face, 1959
11	Darrin Nelson, 1981
10	Lloyd Merriman, 1981

### 100-Yard Game, Career

20	Toby Gerhart, 2006-09
16	Darrin Nelson, 1977-78; 1980-81
11	Anthony Bookman, 1994-97
10	Brad Muster, 1984-87
<b>10</b>	<b>Stepfan Taylor, 2009-Present</b>

### Taylor's Top Rushing Performances

153	at Arizona, 2011
142	Washington State, 2010
115	Oregon State, 2010
114	vs. Virginia Tech, 2011 (Orange Bowl)
113	at Oregon, 2010
112	UCLA, 2011
108	at Notre Dame, 2010
104	USC, 2010
104	at Washington, 2010
100	at Washington State, 2011

## Stanford in the NFL

Here's a listing of the 15 former Stanford players who are listed as active on various NFL rosters heading into the regular season.

Name	Team
Oshiomogho Atogwe, S	Washington Redskins
Doug Baldwin, WR	Seattle Seahawks
Greg Camarillo, WR	Minnesota Vikings
Jim Dray, TE	Arizona Cardinals
Sione Fua, DT	Carolina Panthers
Toby Gerhart, RB	Minnesota Vikings
Amon Gordon, DT	Kansas City Chiefs
Erik Lorig, TE	Tampa Bay Buccaneers
Owen Marecic, FB	Cleveland Browns
Evan Moore, TE	Cleveland Browns
Richard Sherman, CB	Seattle Seahawks
Alex Smith, TE	Cleveland Browns
Will Svitek, OT	Atlanta Falcons
Leigh Torrence, CB	New Orleans Saints
Ryan Whalen, WR	Cincinnati Bengals

### 7 • Brett Nottingham, 6-4, 215, So.-Fr., Alamo, CA (Monte Vista HS)

- Redshirt freshman has seen action in four of Stanford's six games this season...has led the Cardinal to two scoring drives resulting in touchdowns in his limited action.
- Has completed 4 of 6 passes for 77 yards and one touchdown.
- Did not see action last season after a stellar career at Monte Vista HS.
- Four-star recruit was a three-year starter Monte Vista...completed 502 of 726 passes for 7,467 yards and 91 touchdowns during his prep career.
- Undeclared major.

## Running Backs

### 33 • Stepfan Taylor, 5-11, 210, Jr.-Jr., Mansfield, TX (Mansfield HS)

- Stanford's leading rusher after six games with 559 yards on 101 carries (5.5) and five TDs.
- Recorded his third 100-yard game of the season and 10th of his career against Washington State... finished with 100 yards on 17 carries...also caught three passes for 22 yards, including an eight yard shovel pass from Luck for a TD at the 13:52 mark of the fourth quarter.
- Also had 100-yard efforts against Arizona (career high 153) and UCLA (112).
- Has 10, 100-yard games in his career, which ranks tied t-fourth on Stanford's all-time career list.
- Ranks ninth on Stanford's all-time career rushing list with 1,999 yards...on pace to crack the top five before season's end.
- Has 22 rushing touchdowns in 32 career games, good for sixth all-time in school annals...needs one more to tie Kerry Carter (1999-02) for fifth place and two more to tie Darrin Nelson (1977-81) for fourth.
- Finished with 112 yards on just 17 carries (6.6) in Stanford's win over UCLA...rushed for two TDs, carrying over from two yards out at the 9:19 mark on the second quarter and from one-yard out at the 10:22 mark of the fourth period...also broke loose on a 36-yard run in the second quarter.
- Rushed for a career-high 153 yards on 22 carries at Arizona...performance was tied for the 33rd best single-game rushing effort in school history.
- Earned honorable mention All-Pac-10 honors after rushing for 1,137 yards on 223 carries (5.1).
- Became the first Stanford sophomore to rush for 1,000 yards since **Darrin Nelson** (1,061) in 1978...was just the sixth back in school history to rush for 1,000 yards in a single-season, joining Nelson (1977, '78, '81), **Brad Muster** (1986), **Jon Volpe** (1988) and **Toby Gerhart** (2008, '09).
- Had seven 100-yard rushing performances last season, including a 142-yard effort against Washington State...became just the second Stanford back in school history to register seven 100-yard games in the same season, joining Gerhart, who closed out his brilliant career with similar efforts.
- Majoring in science, technology and society.

### 32 • Anthony Wilkerson, 6-1, 217, So.-So., Foothill Ranch, CA (Tustin HS)

- Has rushed for 120 yards on 28 carries over the first six games of the season.
- Ran for 25 yards on six carries at Washington State, his second highest total of the season behind his 28-yard effort at Arizona.
- Named Stanford's most outstanding freshman last season after running for 408 yards on 89 carries with three TDs.
- Ranked as the team's third leading rusher behind Taylor and Luck.
- Carried 22 times for 83 yards over the first six games of the season and gained 325 yards on 66 attempts over the final seven contests.
- Undeclared major.

### 25 • Tyler Gaffney, 6-1, 216, Jr.-Jr., San Diego, CA (Cathedral Catholic)

- Stanford's second leading rusher with 135 yards on 26 carries and four TDs.
- Has scored touchdowns in four of six games this season (Arizona, Washington State).
- Tallied a team-high 61 yards on nine carries and one TD against Colorado...capped off a 14-play, 84-yard scoring drive with a one-yard TD run at the 6:41 mark of the third quarter.
- Tallied 30 yards on just six carries against UCLA, including a 16-yard breakaway for a TD at the 2:43 mark of the third period.
- Rushed for 255 yards on 60 carries and four touchdowns as a sophomore...rushing yardage was third highest among Cardinal running backs behind Taylor and Wilkerson.
- Carried 25 times for 152 yards and three touchdowns over the first four games of the 2010 season against Sacramento State, UCLA, Wake Forest and Notre Dame...was sidelined for the Oregon, USC and Washington State games before returning to duty at Washington.
- Was on the receiving end of Andrew Luck's single-season record 28th touchdown pass vs. Oregon State...caught the ball in the flat and then raced 52 yards for a touchdown.
- Continues Stanford's long-line of successful two-sport athletes...two-time Pac-10 honorable mention selection in baseball...has compiled a .327 career batting average over 107 games.
- Majoring in sociology.

### 85 • Ryan Hewitt, 6-4, 242, Jr.-So., Denver, CO (J.K. Mullen HS)

- First year starting fullback has carried six times for 20 yards in six games.
- Ranks as the team's third leading receiver with 15 receptions for 143 yards and three TDs.
- Of his 21 touches this season, 17 have resulted in either a first down or touchdown.
- Caught a season high four passes for 28 yards and two touchdowns against Colorado...caught a one-yard pass from Luck at the 2:07 mark of the second period and a 10-yarder at the 11:03 mark of the third.
- Majoring in science, technology and society.



Stanford-UW Series Scores

Year	W-L	Score	Site
1893	W	40-0	A
1920	W	3-0	A
1921	T	0-0	A
1922	L	8-12	H
1925	L	0-13	A
1926	W	29-10	H
1927	W	13-7	A
1928	W	12-0	H
1929	W	6-0	A
1930	W	25-7	H
1931	T	0-0	A
1932	L	13-18	H
1933	L	0-6	A
1934	W	24-0	H
1935	W	6-0	A
1936	T	14-14	H
1937	W	13-7	A
1938	L	7-10	H
1939	L	5-8	A
1940	W	20-10	H
1941	W	13-7	A
1942	W	20-7	S.F.
1946	L	15-21	H
1947	L	0-25	A
1948	W	20-0	H
1949	W	40-0	A
1950	L	7-21	H
1951	W	14-7	A
1952	L	14-27	H
1953	W	13-7	A
1954	W	13-7	H
1955	T	7-7	A
1956	L	13-34	H
1957	W	21-14	A
1958	W	22-12	H
1959	L	0-10	A
1960	L	10-29	H
1961	L	0-13	A
1962	L	0-14	H
1963	L	11-19	A
1964	L	0-6	H
1965	L	8-41	A
1966	L	20-22	H
1967	W	14-7	A
1968	W	35-20	H
1969	W	21-7	A
1970	W	29-22	H
1971	W	17-6	A
1972	W	24-0	H
1973	W	23-14	A
1974	W	34-17	H
1975	W	24-21	A
1976	W	34-28	H
1977	L	21-45	A
1978	L	31-34	H
1989	L	24-25	H
1981	L	31-42	A
1982	W	43-31	H
1983	L	15-32	A
1984	L	15-37	H
1985	L	0-34	A
1986	L	14-24	H
1987	L	21-31	A
1988	L	25-28	H
1990	L	16-52	A
1991	L	7-42	H
1992	L	7-41	A
1993	L	14-31	A
1994	W	46-28	H
1995	L	28-38	H
1996	L	6-27	A
1999	L	30-35	A
2000	L	28-31	H
2001	L	28-42	A
2003	L	17-28	A
2004	W	27-13	H
2006	W	20-3	A
2007	L	9-27	H
2008	W	35-28	A
2009	W	34-14	H
2010	W	41-0	A

Wide Receivers

81 • Chris Owusu, 6-2, 198, Sr.-Sr., Westlake Village, CA (Oaks Christian School)

- Team's leading receiver with 25 catches for 309 yards and two touchdowns.
- Was forced out of the Washington State game at the 8:16 mark of the first quarter after receiving a big hit on a pass play over the middle...did not return to action.
- Has at least six catches in three of six games this season vs. San Jose State (7), Duke (7) and UCLA (6).
- His seven-catch, 106-yard effort at Duke marked his fourth 100-yard receiving game of his career.
- Has 90 career receptions for 1,422 yards (15.8) and nine receiving TDs in 29 career games (16 starts).
- One of the most dangerous kickoff returners in the nation...averaging 24.5 yards in his four kickoff returns this season, including a long of 59 vs. San Jose State...has averaged 28.1 yards (2,053 total) in his 74 career kickoff returns with three TDs...has seven returns of over 50 yards, including a career long of 94 TD vs. San Jose State in 2009...kickoff average ranks first on Stanford's all-time career list while his yardage ranks second all-time in school annals.
- Was limited to just seven games last season due to various injuries...caught 25 passes for 396 yards (15.8) and three TDs in his seven games.
- Majoring in human biology.

17 • Griff Whalen, 6-1, 193, Sr.-Sr., Sylvania, OH (Southview HS)

- Team's third leading receiver with 20 catches for 269 yards and one TD.
- Caught a career high seven passes for 76 yards at Washington State.
- Has caught 11 passes for 178 yards over the last two games vs. Colorado and Washington State.
- Caught four passes for a career high 92 yards and one TD against Colorado...was on the receiving end of a 30-yard pass from Luck at the 11:02 mark of the fourth period.
- Ranked as the team's third leading pass catcher among wide receivers and tight ends a year ago behind Coby Fleener and Chris Owusu after catching a career best 17 passes for 249 yards and one touchdown in 13 games (1 start).
- Originally made the team as a walk-on but earned scholarship status last season.
- Great uncle is Hall of Fame pitcher Tom Seaver and great grandfather is Charlie Seaver, former Stanford golfer and one of the most decorated amateur players in his day.
- Majoring in product design.

Tight Ends

86 • Zach Ertz, 6-6, 252, Jr.-So., Danville, CA (Monte Vista HS)

- Third-year sophomore part of terrific tight end trio which includes Coby Fleener and Levine Toilolo.
- Ranks as Stanford's second leading receiver with 20 receptions for 279 yards and three TDs...has seven TD receptions over his last 12 games dating back to last season...had at least one TD reception in six straight games but has not found the end zone in the last three contests.
- Has nine receptions for 130 yards over the last two games against Colorado (4-78) and Washington State (5-52)...five receptions at WSU were a career high.
- Caught 16 passes for 190 yards (11.9) and five touchdowns in 13 games last season...five TDs were third on the team behind Doug Baldwin (9) and Coby Fleener (7).
- Pulled down a pair of passes in the Orange Bowl against Virginia Tech, including a 25-yard TD pass from Luck in the second quarter.
- Majoring in management science and engineering.

82 • Coby Fleener, 6-6, 254, 5th-Sr., Lemont, IL (Joliet Catholic HS)

- Mackey Award candidate has caught 16 passes for 383 yards (23.9), including a team-high six TDs this season.
- Making a run at Stanford's single-season record for receiving yards per catch, currently held by Miles Moore, who averaged 21.5 yards per catch in 1971...is also on pace to break the NCAA single-season record for receiving average among tight ends, set by Jay Novacek of Wyoming in 1984.
- Has 78 career receptions for 1,349 yards (17.3) and 14 touchdowns...his 14 career TDs rank first all-time among Stanford tight ends.
- Caught four passes for 128 yards and one TD at Washington State...marked his second career 100-yard receiving game and was second only to his career high 173-yard effort in the Orange Bowl.
- Caught two passes for 41 yards against Colorado, including a 37-yard reception from Luck down to the one-yard line that set up Stanford's final TD of the first half.
- Hauled in a season high four passes for 78 yards and two touchdowns against UCLA...was on the receiving end of a 18-yard scoring strike from Luck to open the scoring with nine seconds remaining in the first quarter, making a one-handed grab in tight coverage...also caught a 51 yard pass from Luck at the 14:15 mark of the third period.
- Caught one pass for 20 yards against Arizona before being forced out of the game with concussion-like symptoms.
- Caught two passes for 63 yards and two TDs at Duke...caught a three yard TD pass from Luck to open Stanford's scoring at the 10:01 mark of the first quarter and was on the receiving end of Luck's 60-yard scoring strike at the 6:41 mark of the third.
- Caught three passes for 53 yards and a touchdown against San Jose State...closed out the scoring with a 39-yard TD reception from Brett Nottingham with 9:04 left in the game.
- Second team All-Pac-10 selection last season after catching a career best 28 passes for 434 yards and seven TDs...ranked as Stanford's third leading receiver behind Doug Baldwin and Ryan



## It Happened Against Washington

**1934** -- Stanford picks off a school-record seven Husky passes in a 24-0 win at Stanford Stadium. Bobby Grayson has four of the seven interceptions and returns two for touchdowns. The Cardinal would equal the record in a 1987 game at Oregon State.

**1958** -- Rick McMillen rushes for 185 yards on 26 carries in a 22-12 victory at Stanford Stadium. McMillen's rushing total at the time was the third-best in school history.

**1971** -- Benny Barnes picks off three Sonny Sixkiller passes in a 17-6 win in Seattle.

**1977** -- Guy Benjamin completes 28-of-47 passes for 376 yards and three touchdowns but Stanford sees its 10-game winning streak against the Huskies come to an end, 45-21 in Seattle.

**1981** -- Darrin Nelson becomes the first running back in school history to rush for four touchdowns in a game; however, the Cardinal fall to the Huskies, 42-31 in Seattle.

**1982** -- John Elway completes 20-of-30 passes for 265 yards and Mike Dotterer rushes for 106 yards on 20 carries as Stanford upsets second-ranked Washington before a national television watching on ABC and 55,213 at Stanford Stadium. The performance lands Elway on the front cover of the following week's edition of Sports Illustrated.

**1988** -- Jon Volpe rushes for 220 yards on 29 carries to set a new Stanford single-game rushing record in a 28-25 loss in Seattle.

**2006** -- T.C. Ostrander connects with Richard Sherman for a 74-yard touchdown pass and Bo McNally returns an interception 49 yards for a touchdown in the fourth quarter as Stanford defeats the Huskies, 20-3, snapping a 12-game losing streak to Washington. The win was Stanford's lone victory in a 1-11 campaign.

**2008** -- Anthony Kimble came off the bench to rush for a career high 157 yards and two TDs on 15 carries while quarterback Tavita Pritchard completed 16-of-24 passes for a season-high 222 yards and three TDs... Stanford played most of the game without the services of Toby Gerhart, who suffered a concussion midway through the first quarter.

**2009** -- For the second straight week, Chris Owusu returned the opening kickoff 91 yards for a TD while Toby Gerhart reached the 200-yard mark in rushing for the first time in his career to lead Stanford to a 34-14 victory over Washington, which was coming off an upset of No. 3 USC the week before.

**2010** -- Stanford limits Washington to just 107 yards in total offense and seven first downs as the Cardinal shutout the Huskies, 41-0 in Seattle. Stanford scored TDs on its first four possessions to build a 28-0 lead at halftime.

Whalen.

- Caught a career-high six passes for 173 yards and three touchdowns in Stanford's 40-12 victory over Virginia Tech in the Orange Bowl.
- Majoring in science, technology and society.

### 11 • Levine Toilolo, 6-8, 262, Jr.-So., La Mesa, CA (Helix HS)

- Has eight receptions for 175 yards (21.9) and three TDs on the season.
- Both of his receptions at Washington State were for TDs...caught a 10-yard pass from Luck at the 10:58 mark of the third and was on the receiving end of a 26-yard scoring strike at the 1:18 mark of the period.
- Caught four passes for 102 yards and a touchdown at Arizona...was on the receiving end of a 34-yard TD pass from Luck at the 14:54 mark of the fourth period for his first career touchdown.
- Caught one pass for 27 yards on Stanford's second play from scrimmage against Sacramento State last season, however was lost for the remainder of the season after sustaining a knee injury on the play.
- Four-star recruit by both Rivals and Scout.com out of Helix HS in La Mesa.
- Majoring in science, technology and society.

## Defensive Line

### 49 • Ben Gardner, End, 6-4, 239, Jr.-So., Mequon, WI (Homestead HS)

- Hard-working third-year player who emerged as a starting defensive end after strong spring and fall camps.
- Of his 17 total tackles this season, 6.5 have been for lost yardage, including 2.5 sacks.
- Ranks t-12 in the Pac-12 in sacks-per-game at 0.42.
- Saw action in 11 games last season...saw most of his time on special teams and as a reserve defensive end...finished with three tackles.
- Majoring in science, technology and society.

### 98 • Matt Masifilo, End, 6-3, 280, 5th-Sr., Ewa Beach, HI (Campbell HS)

- Fifth-year senior is the lone returning starter on the defensive line.
- Has 12 tackles after six games.
- Honorable mention All-Pac-10 performer last season...led all interior linemen with 33 total tackles...also had 4.0 sacks among his 4.5 tackles-for-loss.
- Has 73 tackles and 4.0 sacks among his 7.0 tackles for loss in 33 career games (19 starts).
- Majoring in mechanical engineering.

### 99 • Terrence Stephens, Nose Guard, 6-2, 294, Jr.-Jr., Gaithersburg, MD (Quince Orchard HS)

- Takes over the nose guard position following the graduation of Sione Fua.
- Has five tackles, including 2.5 for lost yardage, after six games.
- Saw reserve duty in 12 of 13 games last season...has played in 20 career games.
- Majoring in psychology.

## Linebackers

### 57 • Max Bergen, 6-2, 230, 5th-Sr., East Stroudsburg, PA (East Stroudsburg HS)

- Has started all six games this season and ranks third on the team in total tackles with 25...also has 1.5 sacks on the year.
- Blocked a Will Oliver field goal attempt against Colorado and returned it 75 yards for a TD to give Stanford its first score against the Buffaloes.
- Had five tackles against UCLA.
- Recorded 21 tackles last season...started the first two games of the season against Sacramento State and UCLA in place of an injured Shayne Skov.
- Majoring in product design.

### 35 • Jarek Lancaster, 6-1, 238, Jr.-So., Helotes, TX (Sandra Day O'Connor HS)

- Has taken over the starting duties at ILB for the injured Shayne Skov.
- Has 23 tackles, including 15 solo efforts on the year.
- Recorded seven stops vs. UCLA, matching a career high (San Jose State).
- Majoring in psychology.

### 44 • Chase Thomas, 6-4, 240, Sr.-Jr., Marietta, GA (Walton HS)

- Has 25 tackles, including 17 solo efforts on the season.
- Of his 25 total tackles, 7.5 have been for lost yardage, including 5.5 sacks...leads the Pac-12 Conference and is t-9th nationally in sacks-per-game (0.92)...also ranks t-first in the conference and 37th nationally in tackles-for-loss (1.25 per game).
- Has 20.0 sacks in 32 career games.
- Honorable mention All-Pac-10 selection last season after recording 70 tackles, including a team-high 11.5 for loss.
- Shared the team lead in sacks (7.5) with Skov...ranked fourth in the Pac-10 in sacks-per-game (0.62) and tied for 13th in tackles for loss (0.88).
- Had a career-high nine tackles at Washington...matched the performance in a shutout victory over Oregon State.
- Majoring in communications.

**Stanford's National Championships**

NCAA championships are commonplace at Stanford University, as Cardinal teams have combined to win 101 NCAA team championships, including 61 men's championships and an NCAA-best 40 women's titles. Stanford teams have combined to capture a national-best 84 NCAA titles since 1980 and 61 since 1990. Stanford has won at least one NCAA championship for 35 consecutive years and has won four national titles in a single year nine times.

Nine different teams have won at least five national titles, including men's tennis (18), women's tennis (17), men's water polo (11), women's swimming and diving (9), men's swimming and diving (8), men's golf (8), women's volleyball (8), synchronized swimming (6) and women's cross country (5). A total of 19 Stanford teams have won at least one national championship after women's rowing captured its inaugural NCAA title 2009.

**Stanford's Championship Facts**

Total National Championships.....	117
Total NCAA Championships .....	101
Men's NCAA championships.....	61
Women's NCAA Championships .....	40
Other National Championships .....	16

**Titles by Sport**

Baseball .....	2
Men's Basketball .....	3
Women's Basketball.....	2
Men's Cross Country.....	4
Women's Cross Country.....	5
Football .....	1
Men's Golf .....	8
Men's Gymnastics.....	5
Women's Rowing.....	1
Women's Lwt. Rowing .....	2
Co-Ed Sailing .....	1
Men's Swimming & Diving.....	8
Women's Swimming & Diving.....	9
Synchronized Swimming.....	6
Men's Tennis.....	18
Women's Tennis .....	17
Men's Track & Field .....	4
Men's Volleyball.....	2
Women's Volleyball.....	6
Men's Water Polo .....	11
Women's Water Polo.....	2

**17 Straight Directors' Cups**

Stanford has won 17 straight Directors' Cups, emblematic of the top intercollegiate program in the country. Last year, Stanford captured NCAA titles in the sports of men's gymnastics and women's water polo.

Stanford boasted an impressive 19 top-10 finishes last season, with eight teams earning No. 1 rankings at some point during their seasons. In addition to winning national championships in three sports, three other Cardinal teams had runner-up national finishes.

Six Stanford student-athletes earned national player of the year recognition while four Stanford coaches earned national coach of the year recognition. Nine Stanford student-athletes won NCAA individual titles.

**93 • Trent Murphy, 6-6, 242, Jr.-So., Phoenix, AZ (Brophy Prep)**

- Has started all six games at OLB and has 18 total tackles.
- Has 3.0 sacks among his 4.0 tackles for loss.
- Credited with a season high five stops against San Jose State.
- Was limited to just two games last year due to injury.
- Also participated in track and field for the Cardinal last spring...threw a season-best 158-5 in the discus at the Payton Jordan Invitational .
- Majoring in science, technology and society.

**Secondary**

**27 • Johnson Bademosi, 6-1, 200, Sr.-Sr., Silver Spring, MD (Gonzaga College HS)**

- Ranks first on the team in total tackles with 27...also has five pass breakups.
- Matched his season high with five tackles against Washington State...also forced two fumbles and was credited with a pass breakup.
- His 21 career starts are the second most among secondary personnel behind Delano Howell (29).
- Started the first eight games of last season before being slowed with injuries...finished with a career high 40 tackles and recorded his first interception at Washington.
- Majoring in history.

**31 • Barry Browning, 6-1, 178, So.-So., Everman, TX (Everman HS)**

- Has started three games at left corner...missed the UCLA game after experiencing back spasms prior to kickoff.
- Has 16 total stops on the year, including a season high four tackles vs. San Jose State and Duke.
- Made an immediate impact as a freshman last season...appeared in all 13 games and made three starts at right cornerback...finished with 13 tackles, including 11 solo efforts....recorded his first career interception against Oregon State.
- Started the last three games of the regular season against Arizona State, Cal and Oregon State.
- Undeclared major.

**26 • Delano Howell, 5-11, 197, Sr.-Sr., Newhall, CA (Hart HS)**

- Returning starter at the strong safety position...has made 29 starts in the secondary over the last three seasons after transitioning from running back in the spring of 2008.
- Is tied for third with 25 tackles on the season...credited with four pass breakups.
- Had a season high six tackles vs. Colorado.
- Second team All-Pac-10 performer last season after finishing the season with 60 total tackles, including 46 solo efforts...ranked as the team's fourth leading tackler behind Skov (84), C. Thomas (70) and M. Thomas (61).
- Also had a team-high five interceptions, running his career total to seven.
- Had a career high 15 tackles vs. California in 2009.
- Majoring in science, technology and society.

**3 • Michael Thomas, 5-11, 186, Sr.-Sr., Houston, TX (Nimitz HS)**

- Co-captain of the 2011 Cardinal along with Andrew Luck.
- Ranks second on the team behind Bademosi with 26 total tackles.
- Returned a fumble recovery 33 yards in the second quarter at Washington State to set up Stanford's first TD of the game...also had one sack among his 2.0 TFL.
- Has Stanford's lone interception of the season, picking off a Tyler Hansen pass in the fourth quarter of the Colorado game.
- Credited with a season-high six stops at Duke.
- Returning starter at the free safety position where he finished third on the team a year ago in total tackles with 61...also had 6.0 tackles-for-loss, one interception, three forced fumbles and one fumble recovery.
- Majoring in sociology.

**Kickers/Punters**

**38 • David Green, Punter, 6-1, 202, 5th-Sr., Mission Viejo, CA (Mission Viejo HS)**

- Has punted 15 times for 616 yards (41.1) with a long of 55 against Duke.
- Ranks eighth in the Pac-12 in punt average.
- Fifth-year senior has a 38.1 career average in 111 punt attempts (4,230 yards).
- Primary punter in 2008 and '09 before giving way to Daniel Zychlinski for much of last season...did not see action for the first 10 games of the year only to regain the job for the final three contests of the season...punted a total of eight times for 138 yards (46.0) with a long of 57.
- Averaged 41.2 yards in 33 attempts as a sophomore in 2009 and 39.9 yards in 53 attempts in '08.
- Majoring in science, technology and society.

**19 • Jordan Williamson, Kicker, 5-11, 184, So.-Fr., Austin, TX (Westwood HS)**

- Redshirt freshman won the starting kicker's job with consistent spring and fall camps.
- Is 8 for 9 in field goal tries this season, including a long of 45 yards at Arizona.
- Ranks first among Pac-12 kickers in scoring with 57 points (9.5 per game).
- Has converted two tries of 40 yards or longer this season.
- Did not see action last year, serving as a backup to Nate Whitaker.
- Undeclared major.



Career and Season Starts

No.	Name	GP-GS	2011 .. Career Starts
2	Gatewood, Corey	6-0	6
2(OB)	Lyons, Wayne	2-0	0
3	Thomas, Michael	6-6	17
4	Terrell, Drew	6-0	0
5	Carrington, Devon	6-3	3
6(O)	Brown, Terrence	6-3	3
6	Nunes, Josh	0-0	0
7	Nottingham, Brett	4-0	0
8(OH)	Richards, Jordan	5-0	0
9	Gottfried, Brandon	3-0	0
9(OI)	Vaughters, James	6-0	0
10	Meinken, Geoff	6-1	1
11	Skov, Shayne	3-3	21
11(1A)	Toilolo, Levine	6-5	6
12	Luck, Andrew	6-6	31
13	Picazo, Robbie	1-0	0
14	Rhyne, Ben	1-0	0
15	Amanam, Usua	6-0	0
15(1E)	Seals, Brent	0-0	0
17	Whalen, Griff	6-4	7
17(1G)	Tarpley, AJ	6-1	1
19(1I)	Williamson, Jordan	6-6	6
20	Nelson, Keanu	1-0	0
21	Patterson, Jamal-Rashad	6-0	0
22	Olugbode, Kyle	2-0	0
23(2C)	Harris, Ronnie	0-0	0
25	Gaffney, Tyler	6-0	0
26	Howell, Delano	6-6	29
27	Bademosi, Johnson	6-6	21
28	Bernard, Harold	6-0	0
29	Stutz, Andrew	0-0	0
30	Seale, Ricky	6-0	0
31	Browning, Barry	5-3	6
32	Wilkerson, Anthony	6-0	0
33	Taylor, Stepfan	6-6	18
34	Stewart, Jeremy	6-0	5
35	Lancaster, Jarek	6-3	3
36	Zychlinski, Daniel	6-0	10
36(3F)	Ward, Lee	2-0	0
38	Green, David	6-6	32
40	Hemschoot, Joe	6-0	0
41	Kynes, Cason	1-0	0
42	Debniak, Alex	5-0	0
43	Lueders, Blake	6-0	0
44	Thomas, Chase	6-6	27
45	Fowler, Andrew	6-6	6
46	Whitaker, Eric	1-0	0
47	Muagututia, Myles	5-0	0
49	Gardner, Ben	6-6	6
50	Etiz, Brent	3-0	0
5J	Underwood, Cole	1-0	0
52	DeCastro, David	6-6	32
54	Yankey, David	6-6	6
55	Martin, Jonathan	6-6	30
56	Gowan, Jacob	3-0	0
57	Bergen, Max	6-5	7
58	Parry, David	6-0	0
64	Schwartzstein, Sam	6-6	6
65	Wilkes, Khalil	2-0	0
66	Bentler, Matt	1-0	0
73	Fleming, Cameron	6-6	6
76	Danser, Kevin	6-0	0
77	Mabry, Tyler	6-0	0
80	Knapp, Sam	0-0	0
81	Owusu, Chris	6-5	17
82	Fleener, Coby	6-1	12
83	Dudchock, Davis	3-0	0
84	Roberts, Jemari	2-0	0
85	Hewitt, Ryan	6-5	5
86	Ertz, Zach	6-3	4
88	Montgomery, Ty	6-0	0
90	Mauro, Josh	6-0	0
91	Anderson, Henry	6-0	0
93	Murphy, Trent	6-6	6
96	Plantaric, Eddie	2-0	0
98	Masifilo, Matthew	6-6	25
99	Stephens, Terrence	6-3	3

STANFORD DEPTH CHART

PROJECTED OFFENSE

<b>WR</b>	<b>81</b>	<b>Chris Owusu</b> .....	<b>6-2</b>	<b>198</b>	<b>Sr.-Sr.</b>
	21	Jamal-Rashad Patterson	6-3	208	Jr.-Jr.
	88	Ty Montgomery	6-2	205	Fr.-Fr.
<b>LT</b>	<b>55</b>	<b>Jonathan Martin</b> ...	<b>6-6</b>	<b>306</b>	<b>Sr.-Jr.</b>
	77	Tyler Mabry	6-7	295	5th-Sr.
<b>LG</b>	<b>54</b>	<b>David Yankey</b> .....	<b>6-5</b>	<b>300</b>	<b>So.-Fr.</b>
	76	Kevin Danser	6-6	295	Jr.-So.
<b>C</b>	<b>64</b>	<b>Sam Schwartzstein</b> ..	<b>6-3</b>	<b>290</b>	<b>Sr.-Jr.</b>
	65	Khalil Wilkes	6-3	290	Jr.-So.
<b>RG</b>	<b>52</b>	<b>David DeCastro</b> ....	<b>6-5</b>	<b>312</b>	<b>Sr.-Jr.</b>
	66	Matt Bentler	6-5	296	5th-Sr.
<b>RT</b>	<b>73</b>	<b>Cameron Fleming</b> .	<b>6-6</b>	<b>307</b>	<b>So.-Fr.</b>
	77	Tyler Mabry	6-7	295	5th-Sr.
<b>TE</b>	<b>82</b>	<b>Coby Fleener</b> .....	<b>6-6</b>	<b>254</b>	<b>5th-Sr.</b>
	86	Zach Ertz	6-6	252	Jr.-So.
	11	Levine Toilolo	6-8	262	Jr.-So.
	<b>12</b>	<b>Andrew Luck</b> .....	<b>6-4</b>	<b>237</b>	<b>Sr.-Jr.</b>
	7	Brett Nottingham	6-4	215	So.-Fr.
<b>QB</b>	<b>13</b>	<b>Robbie Picazo</b> .....	<b>6-3</b>	<b>205</b>	<b>Jr.-So.</b>
-or-	6	Josh Nunes	6-4	208	Jr.-So.
<b>RB</b>	<b>33</b>	<b>Stepfan Taylor</b> .....	<b>5-11</b>	<b>210</b>	<b>Jr.-Jr.</b>
	32	Anthony Wilkerson	6-1	217	So.-So.
<b>FB</b>	<b>85</b>	<b>Ryan Hewitt</b> .....	<b>6-4</b>	<b>242</b>	<b>Jr.-So.</b>
	10	Geoff Meinken	6-4	255	Jr.-So.
	7	Patrick Skov	6-1	234	Fr.-Fr.
<b>WR</b>	<b>17</b>	<b>Griff Whalen</b> .....	<b>6-1</b>	<b>193</b>	<b>Sr.-Sr.</b>
	4	Drew Terrell	5-11	181	Jr.-Jr.
	2	Corey Gatewood	5-11	182	5th-Sr.

PROJECTED DEFENSE

<b>DE</b>	<b>98</b>	<b>Matt Masifilo</b> .....	<b>6-3</b>	<b>280</b>	<b>5th-Sr.</b>
	90	Josh Mauro	6-6	269	Jr.-So.
<b>NG</b>	<b>99</b>	<b>Terrence Stephens</b>	<b>6-2</b>	<b>294</b>	<b>Jr.-Jr.</b>
	58	David Parry	6-2	304	So.-Fr.
<b>DE</b>	<b>49</b>	<b>Ben Gardner</b> .....	<b>6-4</b>	<b>273</b>	<b>Jr.-So.</b>
	91	Henry Anderson	6-6	275	So.-Fr.
<b>OLB</b>	<b>93</b>	<b>Trent Murphy</b> .....	<b>6-6</b>	<b>260</b>	<b>Jr.-So.</b>
	42	Alex Debniak	6-2	233	Sr.-Jr.
<b>ILB</b>	<b>35</b>	<b>Jarek Lancaster</b> ....	<b>6-1</b>	<b>238</b>	<b>Jr.-So.</b>
or	<b>17</b>	<b>A.J. Tarpley</b> .....	<b>6-2</b>	<b>235</b>	<b>So.-Fr.</b>
	40	Joe Hemschoot	6-1	220	So.-Fr.
<b>ILB</b>	<b>57</b>	<b>Max Bergen</b> .....	<b>6-2</b>	<b>230</b>	<b>5th-Sr.</b>
	17	A.J. Tarpley	6-2	235	So.-Fr.
-or-	9	James Vaughters	6-2	243	Fr.-Fr.
<b>OLB</b>	<b>44</b>	<b>Chase Thomas</b> .....	<b>6-4</b>	<b>240</b>	<b>Sr.-Jr.</b>
	43	Blake Lueders	6-5	256	So.-So.
<b>LC</b>	<b>31</b>	<b>Barry Browning</b> ....	<b>6-1</b>	<b>178</b>	<b>So.-So.</b>
	6	Terrence Brown	6-1	176	Jr.-So.
<b>FS</b>	<b>3</b>	<b>Michael Thomas</b> ..	<b>5-11</b>	<b>186</b>	<b>Sr.-Sr.</b>
	8	Jordan Richards	5-11	199	Fr.-Fr.
<b>SS</b>	<b>26</b>	<b>Delano Howell</b> .....	<b>5-11</b>	<b>197</b>	<b>Sr.-Sr.</b>
	5	Devon Carrington	6-1	197	So.-So.
<b>RC</b>	<b>27</b>	<b>Johnson Bademosi</b>	<b>6-1</b>	<b>200</b>	<b>Sr.-Sr.</b>
	15	Usua Amanam	5-10	173	Jr.-So.

STANFORD SPECIALISTS

<b>K</b>	<b>19</b>	<b>Jordan Williamson</b> ..	<b>5-11</b>	<b>179</b>	<b>So.-Fr.</b>
	46	Eric Whitaker	5-9	177	Jr.-So.
<b>P</b>	<b>38</b>	<b>David Green</b> .....	<b>6-1</b>	<b>205</b>	<b>5th-Sr.</b>
	36	Daniel Zychlinski	6-3	203	Sr.-Jr.
<b>LS</b>	<b>45</b>	<b>Andrew Fowler</b> .....	<b>6-2</b>	<b>229</b>	<b>6th-Sr.</b>
	49	Ben Gardner	6-4	263	Jr.-So.
<b>H</b>	<b>36</b>	<b>Daniel Zychlinski</b> .	<b>6-3</b>	<b>203</b>	<b>Sr.-Jr.</b>
	17	Griff Whalen	6-1	192	Sr.-Sr.
<b>KR</b>	<b>81</b>	<b>Chris Owusu</b> .....	<b>6-2</b>	<b>199</b>	<b>Sr.-Sr.</b>
	88	Ty Montgomery	6-2	205	Fr.-Fr.
<b>PR</b>	<b>4</b>	<b>Drew Terrell</b> .....	<b>5-11</b>	<b>179</b>	<b>Jr.-Jr.</b>
	17	Griff Whalen	6-1	192	Sr.-Sr.

PRONUNCIATION GUIDE

4-Terrell	Tuh-RELL	22-Remound Wright	REE-ner
5-Devon Carrington	DEV-in	26-Delano Howell	RUH-maund
6-Nunes	Noo-nes	26-Delano Howell	Da-lah-no
7/11-Skov	SKOE-v	36-Zychlinski	Za-klin-ski
11-Toilolo	Le-VEEN Toy-lo-lo	37-Gaertner	Gart-ner
13-Picazo	Pih-CAZO	40-Joe Hemschoot	HEM-scott
14-Rhyne	Rine	41-Cason Kynes	KAY-sun
15-Usua Amanam	OOS-wa, uh-MAN-uhm	43-Blake Lueders	Loo-ders
19-Brzeczec	BREZ-ick	44-Flacco	FLAH-ko
22-Kyle Olugbode	Oh-lu-BOH-day	46-Kasner	kaz-NER
		47-Muagututia	Ma-wah-ga-too-tee-a
		50-Etiz	eh-TIZ
		53-Rotto	RAH-toe
		56-Gowan	g-OW-an
		60-Moran	MIR-ran
		63-Reihner	REE-ner
		65-Khalil Wilkes	Ka-LIL
		72-Salem	SAY-lum
		75-Bonnell	BUH-nel
		89-Devon Cajuste	dev-in
			KUH-juice-st
		81-Chris Owusu	Oh-WOO-soo
		83-Dudchock	DOO-chock
		90-Mauro	MORE-oh
		98-Masifilo	Mas-a-feel-o



## Alphabetical Roster

NO	NAME	POS	HT	WT	YR.-ELG	EXP	HOMETOWN (LAST SCHOOLS)
15	Amanam, Usua	CB	5-10	173	Jr.-So.	1V	Fremont, CA (Bellarmine College Prep)
91	Anderson, Henry	DE	6-6	275	So.-Fr.	SQ	Atlanta, GA (Woodward Academy)
48	Anderson, Kevin	DE	6-4	242	Fr.-Fr.	HS	Palo Alto, CA (Palo Alto HS)
74	Austin, Brendon	OT	6-6	286	Fr.-Fr.	HS	Parker, CO (Chaparral HS)
27	Bademosi, Johnson	CB	6-1	200	Sr.-Sr.	3V	Silver Spring, MD (Gonzaga College HS)
66	Bentler, Matt	OG	6-5	296	5th-Sr.	1V	Bettendorf, IA (Davenport Assumption HS)
57	Bergen, Max	ILB	6-2	230	5th-Sr.	3V	East Stroudsburg, PA (East Stroudsburg HS)
28	Bernard, Harold	CB	6-2	187	Sr.-Jr.	2V	Chandler, AZ (Chandler HS)
75	Bonnell, Dillon	OG	6-4	275	So.-Fr.	SQ	Highlands Ranch, CO (ThunderRidge HS)
6	Brown, Terrence	CB	6-1	176	Jr.-So.	1V	Torrance, CA (Orange Lutheran HS)
31	Browning, Barry	CB	6-1	178	So.-So.	1V	Everman, TX (Everman HS)
19	Brzeczek, Adam	QB	6-0	195	Fr.-Fr.	HS	Queen Creek, AZ (Queen Creek HS)
89	Cajuste, Devon	WR	6-4	213	Fr.-Fr.	HS	Seafood, NY (Holy Cross HS)
95	Callihan, Lance	DT	6-3	305	Fr.-Fr.	HS	Baton Rouge, LA (Catholic HS)
5	Carrington, Devon	FS	6-1	197	So.-So.	1V	Chandler, AZ (Hamilton HS)
47	Castellanos, Juan	K	6-1	178	So.-Fr.	SQ	Miami, FL (Ronald Regan/Doral Senior HS)
5	Crower, Evan	QB	6-5	198	Fr.-Fr.	HS	San Diego, CA (St. Augustine HS)
23	Cummings, Jackson	RB	5-9	188	So.-Fr.	SQ	Rocklin, CA (Rocklin HS)
76	Danser, Kevin	OG	6-6	295	Jr.-So.	1V	Saratoga, CA (Bellarmine College Prep)
42	Debniak, Alex	ILB	6-2	233	Sr.-Jr.	2V	Hudsonville, MI (Hudsonville HS)
52	DeCastro, David	OG	6-5	312	Sr.-Jr.	2V	Bellevue, WA (Bellevue HS)
83	Dudchock, Davis	TE	6-4	237	So.-Fr.	1V	Birmingham, AL (Mountain HS)
86	Ertz, Zach	TE	6-6	252	Jr.-So.	1V	Danville, CA (Monte Vista HS)
50	Etiz, Brent	ILB	6-1	215	Jr.-So.	1V	Clovis, CA (Buchanan HS)
24	Evans, Quinn	CB	5-10	174	Sr.-Jr.	2V	Chandler, AZ (Basha HS)
44	Flacco, John	WR	6-2	195	So.-Fr.	SQ	Audubon, NJ (Audubon HS)
82	Fleener, Coby	TE	6-6	254	5th-Sr.	3V	Lemont, IL (Joliet Catholic Academy)
73	Fleming, Cameron	OT	6-6	307	So.-Fr.	SQ	Houston, TX (Cypress Creek HS)
45	Fowler, Andrew	LS	6-2	240	6th-Sr.	2V	San Diego, CA (The Bishop's School/Williams)
37	Gaertner, Chris	CB	6-1	186	So.-Fr.	SQ	Atherton, CA (Sacred Heart Prep)
25	Gaffney, Tyler	RB	6-1	216	Jr.-Jr.	2V	San Diego, CA (Cathedral Catholic HS)
49	Gardner, Ben	DE	6-4	273	Jr.-So.	1V	Mequon, WI (Homestead HS)
2	Gatewood, Corey	WR	5-11	182	5th-Sr.	3V	Randolph, MA (Belmont Hill School)
9	Gottfried, Brandon	TE	6-5	227	So.-Fr.	1V	Orange Beach, AL (Gulf Shores HS)
56	Gowan, Jacob	DT	6-3	268	Jr.-So.	1V	Santa Rosa, CA (Cardinal Newman HS)
38	Green, David	P	6-1	202	5th-Sr.	3V	Mission Viejo, CA (Mission Viejo HS)
23	Harris, Ronnie	DB	5-10	160	Fr.-Fr.	HS	Atlanta, GA (Westlake HS)
97	Hayes, Anthony	DT	6-3	297	Fr.-Fr.	HS	Brooklyn Park, MN (St. Thomas Academy)
40	Hemschoot, Joe	ILB	6-1	220	So.-Fr.	SQ	Lakewood, CO (Lakewood HS)
85	Hewitt, Ryan	FB	6-4	242	Jr.-So.	1V	Denver, CO (J.H. Mullen HS)
8	Hogan, Kevin	QB	6-4	212	Fr.-Fr.	HS	McLean, VA (Gonzaga College HS)
92	Hopkins, Charlie	DE	6-6	258	Fr.-Fr.	HS	Spokane, WA (Gonzaga Preparatory)
26	Howell, Delano	SS	5-11	197	Sr.-Sr.	3V	Newhall, CA (Hart HS)
46	Kasner, Matt	TE	6-4	235	Fr.-Fr.	HS	Granite Bay, CA (Granite Bay HS)
80	Knapp, Sam	WR	6-3	203	Jr.-So.	1V	Menlo Park, CA (Menlo-Atherton HS)
41	Kynes, Cason	SS	5-9	186	Jr.-So.	HS	Annandale, VA (Annandale HS)
35	Lancaster, Jarek	ILB	6-1	238	Jr.-So.	1V	Helotes, TX (Sandra Day O'Connor HS)
12	Luck, Andrew	QB	6-4	237	Sr.-Jr.	2V	Houston, TX (Stratford HS)
43	Lueders, Blake	OLB	6-5	256	So.-So.	1V	Zionsville, IN (Zionsville Community HS)
2	Lyons, Wayne	DB	6-1	182	Fr.-Fr.	HS	Ft. Lauderdale, FL (Dillard HS)
77	Mabry, Tyler	OT	6-7	295	5th-Sr.	3V	San Diego, CA (Francis Parker School)
55	Martin, Jonathan	OT	6-6	306	Sr.-Jr.	1V	North Hollywood, CA (Harvard-Westlake School)
98	Masifilo, Matthew	DE	6-3	280	5th-Sr.	3V	Ewa Beach, HI (Campbell HS)
90	Mauro, Josh	DE	6-6	269	Jr.-So.	2V	Hurst, TX (L.D. Bell HS)
61	McFadden, Conor	C	6-3	273	So.-Fr.	SQ	West St. Paul, MN (St. Thomas Academy)
10	Meinken, Geoff	FB	6-4	255	Jr.-So.	2V	Lynnwood, WA (Lynnwood HS)
51	Mercer, Sam	ILB	6-0	217	Fr.-Fr.	HS	Thousand Oaks, CA (Chaminade Preparatory)
88	Montgomery, Ty	WR	6-2	206	Fr.-Fr.	HS	Dallas, TX (St. Mark's School of Texas)
60	Moran, Brian	OT	6-7	305	Fr.-Fr.	HS	Menlo Park, CA (Sacred Heart Preparatory)
47	Muagututia, Myles	SS	6-2	204	Jr.-So.	1V	San Diego, CA (Francis Parker HS)
93	Murphy, Trent	OLB	6-6	260	Jr.-So.	SQ	Phoenix, AZ (Brophy College Prep)

**GAME 7 | STANFORD vs. WASHINGTON | OCTOBER 22, 2011 | 5:00 p.m. PT**

20	Nelson, Keanu	WR	5-11	176	So.-Fr.	SQ	Tucson, AZ (Sabino HS)
7	Nottingham, Brett	QB	6-4	215	So.-Fr.	SQ	Alamo, CA (Monte Vista HS)
6	Nunes, Josh	QB	6-4	208	Jr.-So.	2V	Upland, CA (Upland HS)
10	Olson, David	QB	6-3	212	So.-Fr.	SQ	Columbia, S.C. (Irmo HS)
22	Olugbode, Kyle	SS	6-1	197	So.-Fr.	SQ	San Jose, CA (Bellarmine Prep)
81	Owusu, Chris	WR	6-2	198	Sr.-Sr.	3V	Westlake Village, CA (Oaks Christian School)
58	Parry, David	DT	6-2	304	So.-Fr.	1V	Marion, IA (Linn Mar HS)
21	Patterson, Jamal-Rashad	WR	6-3	208	Jr.-Jr.	2V	McDonough, GA (Henry County HS)
13	Picazo, Robbie	QB	6-3	205	Jr.-So.	1V	Rancho Santa Margarita, CA (Tesoro HS)
38	Pippins, Ra'Chard	DB	6-2	186	Fr.-Fr.	HS	McDonough, GA (Ola HS)
96	Plantaric, Eddie	DE	6-5	290	So.-Fr.	SQ	Orangevale, CA (Del Campo HS)
87	Pratt, Jordan	WR	6-3	217	Fr.-Fr.	HS	Monmouth, OR (Central HS)
63	Reihner, Kevin	OG	6-4	295	Fr.-Fr.	HS	Scranton, PA (Scranton Preparatory)
29	Reynolds, Ed	SS	6-2	200	So.-So.	1V	Orange Park, FL (Woodberry Forest HS)
14	Rhyne, Ben	P	6-2	195	So.-Fr.	SQ	Charlotte, N.C. (Charlotte Country Day School)
8	Richards, Jordan	DB	5-11	199	Fr.-Fr.	HS	Folsom, CA (Folsom HS)
84	Roberts, Jemari	WR	6-3	214	Jr.-So.	1V	Long Beach, CA (Wilson HS)
53	Rotto, Torsten	OLB	6-2	233	Fr.-Fr.	HS	Woodbury, MN (Woodbury HS)
72	Salem, J.B.	DE/DT	6-4	267	Fr.-Fr.	HS	Newport Beach, CA (Newport Beach HS)
64	Schwartzstein, Sam	C	6-3	290	Sr.-Jr.	1V	Southlake, TX (Carroll HS)
30	Seale, Ricky	RB	5-9	196	So.-Fr.	SQ	Escondido, CA (Escondido HS)
15	Seals, Brent	SS	6-1	194	Jr.-So.	1V	Chino Hills, CA (Bishop Amat HS)
7	Skov, Patrick	ILB	6-1	234	Fr.-Fr.	HS	Piedmont, CA (The Lawrenceville School)
11	Skov, Shayne	ILB	6-3	251	Jr.-Jr.	2V	Piedmont, CA (Trinity-Pawling HS)
4	Spanos, Michael	RB	5-10	178	Jr.-So.	SQ	Stockton, CA (Lincoln HS)
13	Stallworth, Rollins	WR	6-4	175	Fr.-Fr.	HS	Reno, NV (Robert McQueen HS)
99	Stephens, Terrence	DT	6-2	294	Jr.-Jr.	2V	Gaithersburg, MD (Quince Orchard HS)
34	Stewart, Jeremy	RB	6-1	217	5th-Sr.	4V	Baton Rouge, LA (Catholic HS)
29	Stutz, Andrew	RB	6-1	205	Jr.-So.	1V	Scottsdale, AZ (Notre Dame Prep)
17	Tarpley, A.J.	ILB	6-2	235	So.-Fr.	SQ	Plymouth, MN (Wayzata HS)
33	Taylor, Stepfan	RB	5-11	210	Jr.-Jr.	2V	Mansfield, TX (Mansfield HS)
4	Terrell, Drew	WR	5-11	181	Jr.-Jr.	2V	Chandler, AZ (Hamilton HS)
44	Thomas, Chase	OLB	6-4	240	Sr.-Jr.	2V	Marietta, GA (Walton HS)
3	Thomas, Michael	FS	5-11	186	Sr.-Sr.	3V	Houston, TX (Nimitz HS)
11	Toilolo, Levine	TE	6-8	262	Jr.-So.	1V	La Mesa, CA (Helix HS)
18	Trojan, Jeff	WR	6-3	194	So.-Fr.	SQ	Huntington Beach, CA (Edison HS)
62	Tubbs, Austin	LS	6-0	225	Fr.-Fr.	HS	San Clemente, CA (San Clemente HS)
50	Underwood, Cole	OG	6-4	289	So.-Fr.	SQ	Denton, TX (John H. Guyer HS)
9	Vaughters, James	OLB	6-2	243	Fr.-Fr.	HS	Stone Mountain, GA (Tucker HS)
36	Ward, Lee	FB	6-1	238	So.-Fr.	SQ	Chesterfield, MO (Parkway Central HS)
17	Whalen, Griff	WR	6-1	193	Sr.-Sr.	3V	Sylvania, OH (Southview HS)
46	Whitaker, Eric	K	5-9	177	Jr.-So.	1V	San Diego, CA (St. Augustine HS)
32	Wilkerson, Anthony	RB	6-1	217	So.-So.	1V	Foothill Ranch, CA (Tustin HS)
65	Wilkes, Khalil	C	6-3	290	Jr.-So.	1V	Teaneck, NJ (St. Peter's Preparatory)
19	Williamson, Jordan	K	5-11	184	So.-Fr.	SQ	Austin, TX (Westwood HS)
22	Wright, Remound	RB	5-9	198	Fr.-Fr.	HS	Fort Wayne, IN (Bishop Dwenger HS)
54	Yankey, David	OT	6-5	300	So.-Fr.	SQ	Roswell, GA (Centennial HS)
79	Yazdi, Alex	DE	6-1	255	Fr.-Fr.	HS	Cave Creek, AZ (Cactus Shadows HS)
39	Young, Kelsey	RB	5-10	188	Fr.-Fr.	HS	Norco, CA (Norco HS)
36	Zychlinski, Daniel	P	6-3	205	Sr.-Jr.	2V	Tampa, FL (King HS)

## Numerical Roster

NO	NAME	POS	HT	WT	YR.-ELG	EXP	HOMETOWN (LAST SCHOOLS)
2	Gatewood, Corey	WR	5-11	182	5th-Sr.	3V	Randolph, MA (Belmont Hill School)
2	Lyons, Wayne	DB	6-1	182	Fr.-Fr.	HS	Ft. Lauderdale, FL (Dillard HS)
3	Thomas, Michael	FS	5-11	186	Sr.-Sr.	3V	Houston, TX (Nimitz HS)
4	Spanos, Michael	RB	5-10	178	Jr.-So.	SQ	Stockton, CA (Lincoln HS)
4	Terrell, Drew	WR	5-11	181	Jr.-Jr.	2V	Chandler, AZ (Hamilton HS)
5	Carrington, Devon	FS	6-1	197	So.-So.	1V	Chandler, AZ (Hamilton HS)
5	Crowder, Evan	QB	6-5	198	Fr.-Fr.	HS	San Diego, CA (St. Augustine HS)
6	Brown, Terrence	CB	6-1	176	Jr.-So.	1V	Torrance, CA (Orange Lutheran HS)
6	Nunes, Josh	QB	6-4	208	Jr.-So.	2V	Upland, CA (Upland HS)
7	Nottingham, Brett	QB	6-4	215	So.-Fr.	SQ	Alamo, CA (Monte Vista HS)
7	Skov, Patrick	ILB	6-1	234	Fr.-Fr.	HS	Piedmont, CA (The Lawrenceville School)
8	Hogan, Kevin	QB	6-4	212	Fr.-Fr.	HS	McLean, VA (Gonzaga College HS)
8	Richards, Jordan	DB	5-11	199	Fr.-Fr.	HS	Folsom, CA (Folsom HS)
9	Gottfried, Brandon	TE	6-5	227	So.-Fr.	1V	Orange Beach, AL (Gulf Shores HS)
9	Vaughters, James	OLB	6-2	243	Fr.-Fr.	HS	Stone Mountain, GA (Tucker HS)
10	Meinken, Geoff	FB	6-4	255	Jr.-So.	2V	Lynnwood, WA (Lynnwood HS)
10	Olson, David	QB	6-3	212	So.-Fr.	SQ	Columbia, S.C. (Irmo HS)
11	Skov, Shayne	ILB	6-3	251	Jr.-Jr.	2V	Piedmont, CA (Trinity-Pawling HS)
11	Toilolo, Levine	TE	6-8	262	Jr.-So.	1V	La Mesa, CA (Helix HS)
12	Luck, Andrew	QB	6-4	237	Sr.-Jr.	2V	Houston, TX (Stratford HS)
13	Picazo, Robbie	QB	6-3	205	Jr.-So.	1V	Rancho Santa Margarita, CA (Tesoro HS)
13	Stallworth, Rollins	WR	6-4	175	Fr.-Fr.	HS	Reno, NV (Robert McQueen HS)
14	Rhyne, Ben	P	6-2	195	So.-Fr.	SQ	Charlotte, N.C. (Charlotte Country Day School)
15	Amanam, Usua	CB	5-10	173	Jr.-So.	1V	Fremont, CA (Bellarmine College Prep)
15	Seals, Brent	SS	6-1	194	Jr.-So.	1V	Chino Hills, CA (Bishop Amat HS)
17	Tarpley, A.J.	ILB	6-2	235	So.-Fr.	SQ	Plymouth, MN (Wayzata HS)
17	Whalen, Griff	WR	6-1	193	Sr.-Sr.	3V	Sylvania, OH (Southview HS)
18	Trojan, Jeff	WR	6-3	194	So.-Fr.	SQ	Huntington Beach, CA (Edison HS)
19	Brzeczek, Adam	QB	6-0	195	Fr.-Fr.	HS	Queen Creek, AZ (Queen Creek HS)
19	Williamson, Jordan	K	5-11	184	So.-Fr.	SQ	Austin, TX (Westwood HS)
20	Nelson, Keanu	WR	5-11	176	So.-Fr.	SQ	Tucson, AZ (Sabino HS)
21	Patterson, Jamal-Rashad	WR	6-3	208	Jr.-Jr.	2V	McDonough, GA (Henry County HS)
22	Olugbode, Kyle	SS	6-1	197	So.-Fr.	SQ	San Jose, CA (Bellarmine Prep)
22	Wright, Remound	RB	5-9	198	Fr.-Fr.	HS	Fort Wayne, IN (Bishop Dwenger HS)
23	Cummings, Jackson	RB	5-9	188	So.-Fr.	SQ	Rocklin, CA (Rocklin HS)
23	Harris, Ronnie	DB	5-10	160	Fr.-Fr.	HS	Atlanta, GA (Westlake HS)
24	Evans, Quinn	CB	5-10	174	Sr.-Jr.	2V	Chandler, AZ (Basha HS)
25	Gaffney, Tyler	RB	6-1	216	Jr.-Jr.	2V	San Diego, CA (Cathedral Catholic HS)
26	Howell, Delano	SS	5-11	197	Sr.-Sr.	3V	Newhall, CA (Hart HS)
27	Bademosi, Johnson	CB	6-1	200	Sr.-Sr.	3V	Silver Spring, MD (Gonzaga College HS)
28	Bernard, Harold	CB	6-2	187	Sr.-Jr.	2V	Chandler, AZ (Chandler HS)
29	Reynolds, Ed	SS	6-2	200	So.-So.	1V	Orange Park, FL (Woodberry Forest HS)
29	Stütz, Andrew	RB	6-1	205	Jr.-So.	1V	Scottsdale, AZ (Notre Dame Prep)
30	Seale, Ricky	RB	5-9	196	So.-Fr.	SQ	Escondido, CA (Escondido HS)
31	Browning, Barry	CB	6-1	178	So.-So.	1V	Everman, TX (Everman HS)
32	Wilkerson, Anthony	RB	6-1	217	So.-So.	1V	Foothill Ranch, CA (Tustin HS)
33	Taylor, Stepfan	RB	5-11	210	Jr.-Jr.	2V	Mansfield, TX (Mansfield HS)
34	Stewart, Jeremy	RB	6-1	217	5th-Sr.	4V	Baton Rouge, LA (Catholic HS)
35	Lancaster, Jarek	ILB	6-1	238	Jr.-So.	1V	Helotes, TX (Sandra Day O'Connor HS)
36	Ward, Lee	FB	6-1	238	So.-Fr.	SQ	Chesterfield, MO (Parkway Central HS)
36	Zychlinski, Daniel	P	6-3	205	Sr.-Jr.	2V	Tampa, FL (King HS)
37	Gaertner, Chris	CB	6-1	186	So.-Fr.	SQ	Atherton, CA (Sacred Heart Prep)
38	Green, David	P	6-1	202	5th-Sr.	3V	Mission Viejo, CA (Mission Viejo HS)
38	Pippins, Ra'Chard	DB	6-2	186	Fr.-Fr.	HS	McDonough, GA (Ola HS)
39	Young, Kelsey	RB	5-10	188	Fr.-Fr.	HS	Norco, CA (Norco HS)
40	Hemschoot, Joe	ILB	6-1	220	So.-Fr.	SQ	Lakewood, CO (Lakewood HS)
41	Kynes, Cason	SS	5-9	186	Jr.-So.	HS	Annandale, VA (Annandale HS)
42	Debniak, Alex	ILB	6-2	233	Sr.-Jr.	2V	Hudsonville, MI (Hudsonville HS)
43	Lueders, Blake	OLB	6-5	256	So.-So.	1V	Zionsville, IN (Zionsville Community HS)
44	Flacco, John	WR	6-2	195	So.-Fr.	SQ	Audubon, NJ (Audubon HS)
44	Thomas, Chase	OLB	6-4	240	Sr.-Jr.	2V	Marietta, GA (Walton HS)
45	Fowler, Andrew	LS	6-2	240	6th-Sr.	2V	San Diego, CA (The Bishop's School/Williams)



46	Kasner, Matt	TE	6-4	235	Fr.-Fr.	HS	Granite Bay, CA (Granite Bay HS)
46	Whitaker, Eric	K	5-9	177	Jr.-So.	1V	San Diego, CA (St. Augustine HS)
47	Castellanos, Juan	K	6-1	178	So.-Fr.	SQ	Miami, FL (Ronald Regan/Doral Senior HS)
47	Muagututia, Myles	SS	6-2	204	Jr.-So.	1V	San Diego, CA (Francis Parker HS)
48	Anderson, Kevin	DE	6-4	242	Fr.-Fr.	HS	Palo Alto, CA (Palo Alto HS)
49	Gardner, Ben	DE	6-4	273	Jr.-So.	1V	Mequon, WI (Homestead HS)
50	Etiz, Brent	ILB	6-1	215	Jr.-So.	1V	Clovis, CA (Buchanan HS)
50	Underwood, Cole	OG	6-4	289	So.-Fr.	SQ	Denton, TX (John H. Guyer HS)
51	Mercer, Sam	ILB	6-0	217	Fr.-Fr.	HS	Thousand Oaks, CA (Chaminade Preparatory)
52	DeCastro, David	OG	6-5	312	Sr.-Jr.	2V	Bellevue, WA (Bellevue HS)
53	Rotto, Torsten	OLB	6-2	233	Fr.-Fr.	HS	Woodbury, MN (Woodbury HS)
54	Yankey, David	OT	6-5	300	So.-Fr.	SQ	Roswell, GA (Centennial HS)
55	Martin, Jonathan	OT	6-6	306	Sr.-Jr.	1V	North Hollywood, CA (Harvard-Westlake School)
56	Gowan, Jacob	DT	6-3	268	Jr.-So.	1V	Santa Rosa, CA (Cardinal Newman HS)
57	Bergen, Max	ILB	6-2	230	5th-Sr.	3V	East Stroudsburg, PA (East Stroudsburg HS)
58	Parry, David	DT	6-2	304	So.-Fr.	1V	Marion, IA (Linn Mar HS)
60	Moran, Brian	OT	6-7	305	Fr.-Fr.	HS	Menlo Park, CA (Sacred Heart Preparatory)
61	McFadden, Conor	C	6-3	273	So.-Fr.	SQ	West St. Paul, MN (St. Thomas Academy)
62	Tubbs, Austin	LS	6-0	225	Fr.-Fr.	HS	San Clemente, CA (San Clemente HS)
63	Reihner, Kevin	OG	6-4	295	Fr.-Fr.	HS	Scranton, PA (Scranton Preparatory)
64	Schwartzstein, Sam	C	6-3	290	Sr.-Jr.	1V	Southlake, TX (Carroll HS)
65	Wilkes, Khalil	C	6-3	290	Jr.-So.	1V	Teaneck, NJ (St. Peter's Preparatory)
66	Bentler, Matt	OG	6-5	296	5th-Sr.	1V	Bettendorf, IA (Davenport Assumption HS)
72	Salem, J.B.	DE/DT	6-4	267	Fr.-Fr.	HS	Newport Beach, CA (Newport Beach HS)
73	Fleming, Cameron	OT	6-6	307	So.-Fr.	SQ	Houston, TX (Cypress Creek HS)
74	Austin, Brendon	OT	6-6	286	Fr.-Fr.	HS	Parker, CO (Chaparral HS)
75	Bonnell, Dillon	OG	6-4	275	So.-Fr.	SQ	Highlands Ranch, CO (ThunderRidge HS)
76	Danser, Kevin	OG	6-6	295	Jr.-So.	1V	Saratoga, CA (Bellarmine College Prep)
77	Mabry, Tyler	OT	6-7	295	5th-Sr.	3V	San Diego, CA (Francis Parker School)
79	Yazdi, Alex	DE	6-1	255	Fr.-Fr.	HS	Cave Creek, AZ (Cactus Shadows HS)
80	Knapp, Sam	WR	6-3	203	Jr.-So.	1V	Menlo Park, CA (Menlo-Atherton HS)
81	Owusu, Chris	WR	6-2	198	Sr.-Sr.	3V	Westlake Village, CA (Oaks Christian School)
82	Fleener, Coby	TE	6-6	254	5th-Sr.	3V	Lemont, IL (Joliet Catholic Academy)
83	Dudchock, Davis	TE	6-4	237	So.-Fr.	1V	Birmingham, AL (Mountain HS)
84	Roberts, Jemari	WR	6-3	214	Jr.-So.	1V	Long Beach, CA (Wilson HS)
85	Hewitt, Ryan	FB	6-4	242	Jr.-So.	1V	Denver, CO (J.H. Mullen HS)
86	Ertz, Zach	TE	6-6	252	Jr.-So.	1V	Danville, CA (Monte Vista HS)
87	Pratt, Jordan	WR	6-3	217	Fr.-Fr.	HS	Monmouth, OR (Central HS)
88	Montgomery, Ty	WR	6-2	206	Fr.-Fr.	HS	Dallas, TX (St. Mark's School of Texas)
89	Cajuste, Devon	WR	6-4	213	Fr.-Fr.	HS	Seaford, NY (Holy Cross HS)
90	Mauro, Josh	DE	6-6	269	Jr.-So.	2V	Hurst, TX (L.D. Bell HS)
91	Anderson, Henry	DE	6-6	275	So.-Fr.	SQ	Atlanta, GA (Woodward Academy)
92	Hopkins, Charlie	DE	6-6	258	Fr.-Fr.	HS	Spokane, WA (Gonzaga Preparatory)
93	Murphy, Trent	OLB	6-6	260	Jr.-So.	SQ	Phoenix, AZ (Brophy College Prep)
95	Callihan, Lance	DT	6-3	305	Fr.-Fr.	HS	Baton Rouge, LA (Catholic HS)
96	Plantaric, Eddie	DE	6-5	290	So.-Fr.	SQ	Orangevale, CA (Del Campo HS)
97	Hayes, Anthony	DT	6-3	297	Fr.-Fr.	HS	Brooklyn Park, MN (St. Thomas Academy)
98	Masifilo, Matthew	DE	6-3	280	5th-Sr.	3V	Ewa Beach, HI (Campbell HS)
99	Stephens, Terrence	DT	6-2	294	Jr.-Jr.	2V	Gaithersburg, MD (Quince Orchard HS)

**Stanford Coaching Staff**

**Head Coach/Bradford M. Freeman Director of Football:**

David Shaw (Stanford '94), 1st Year

**Associate Head Coach/Co-Defensive Coordinator/Defensive Backs:**

Derek Mason (Northern Arizona '94)

**Offensive Coordinator/Quarterbacks:**

Pep Hamilton (Howard '97)

**Co-Defensive Coordinator/Inside Linebackers:**

Jason Tarver (Santa Clara '97)

**Defensive Line:**

Randy Hart (Ohio State '71)

**Running Game Coordinator/Offensive Line:**

Mike Bloomgren (Florida State '99)

**Running Backs:**

Mike Sanford (Boise State '05)

**Outside Linebackers:**

Lance Anderson (Idaho State '96)

**Recruiting Coordinator/Special Teams/Safeties:**

Brian Polian (John Carroll '97)

**Tight Ends/Offensive Tackles:**

Ron Crook (West Liberty State '91)



# GAME 3 | STANFORD at ARIZONA | SEPTEMBER 17, 2011 | 7:45 p.m. PT



## #7/6 Stanford 57, San Jose State 3 September 3, 2011 | Stanford, CA

STANFORD, Calif. -- Stanford ushered in the David Shaw Era with a dominating 57-3 victory over visiting San Jose State before an announced crowd of 47,816 at Stanford Stadium. Heisman Trophy candidate Andrew Luck completed 17 of 26 passes for 171 yards and two touchdowns and also ran for another as the Cardinal posted its highest point total in a season opener since 1969. After freshman Jordan Williamson opened the scoring with a 23 yard field goal at the 4:37 mark of the first quarter, Luck capped off a nine play, 70-yard drive with a one yard touchdown run just before the end of the first period. Following a Spartan turnover on its next possession, Luck connected with tight end Zach Ertz for a 13-yard touchdown to boost the lead to 17-0. Williamson's second field goal of the day -- a 37-yarder at the 9:48 mark -- extended the lead to 20-0. Stanford increased its lead to 27-0 with 2:25 left before half when Luck connected with Ryan Hewitt on a two-yard touchdown pass play. Running back Stepan Taylor's two touchdown runs highlighted a 16-point third quarter, helping the Cardinal boost its lead to 43-3. Stanford added two more touchdowns in the final period, the first coming on a 16-yard run by Tyler Gaffney, followed by a 39-yard touchdown pass from Brett Nottingham to tight end Coby Fleener which closed the scoring at the 9:04 mark. The Cardinal defense limited the Spartans to just 26 yards in rushing, with linebacker Shayne Skov recording a team-high seven tackles. The win was Stanford's ninth in a row dating back to last season, the program's longest winning streak since 1951. It also marked the 11th time in the last 27 games dating back to 2009 that Stanford had scored 40 or more points in a game.

Attendance: 47816

Score by Quarters	1	2	3	4	Score	
San Jose State	0	3	0	0	3	Record: (0-1)
Stanford	10	17	16	14	57	Record: (1-0)

### Scoring Summary:

Team	Qtr	Time	Scoring play	Plays	Time	Score
STAN	1st	08:51	Williamson, J 23 yd field goal	11-49	4:37	0 3
STAN	1st	00:57	Luck, A 1 yd run, Williamson, PAT	9-70	4:24	0 10
STAN	2nd	14:55	Ertz, Z 13 yd pass from Luck, AWilliamson, PAT	1-13	0:05	0 17
STAN	2nd	09:48	Williamson, J 37 yd field goal	4-8	1:24	0 20
STAN	2nd	02:25	Hewitt, R 2 yd pass from Luck, AWilliamson, PAT	3-1	1:32	0 27
SJSU	2nd	00:49	Waid, Harrison 18 yd field goal	6-69	1:31	3 27
STAN	3rd	13:13	Gardner, B safety			3 29
STAN	3rd	06:08	Taylor, S 3 yd run, Williamson, PAT	14-71	7:02	3 36
STAN	3rd	02:07	Taylor, S 1 yd run, Williamson, PAT	7-44	3:04	3 43
STAN	4th	10:02	Gaffney, T 16 yd run, Williamson, PAT	9-57	4:42	3 50
STAN	4th	09:04	Fleener, C 39 yd from Nottingham, Williamson, PAT	1-39	0:10	3 57

GAME SUMMARY	SJSU	STAN
FIRST DOWNS	12	21
RUSHES-YARDS (NET)	32-27	40-141
PASSING YDS (NET)	210	232
Passes Att-Comp-Int	33-17-0	31-22-0
TOTAL OFFENSE PLAYS-YARDS	65-237	71-373
Fumble Returns-Yards	0-0	1-37
Punt Returns-Yards	1-8	3-61
Kickoff Returns-Yards	10-168	3-90
Interception Returns-Yards	0-0	0-0
Punts (Number-Avg)	5-36.8	4-37.5
Fumbles-Lost	6-3	0-0
Penalties-Yards	7-70	3-30
Possession Time	25:30	34:30
Third-Down Conversions	3 of 14	5 of 13
Fourth-Down Conversions	0 of 1	2 of 2
Red-Zone Scores-Chances	1-2	8-8
Sacks By: Number-Yards	0-0	2-24

**RUSHING:** San Jose State-Rutley, Brandon 9-12; Freeman, David 9-12; Stewart, Dasmusen 1-10; Simpson, Jason 3-8; Boyd, Sam 1-1; Waid, Harrison 1-0; Faulkner, Matt 8-minus 16. Stanford-Taylor, Stepan 18-61; Gaffney, Tyler 5-23; Stewart, Jeremy 3-17; Wilkerson, Anthony 8-14; Hewitt, Ryan 3-9; Luck, Andrew 2-9; Montgomery, Ty 1-8.

**PASSING:** San Jose State-Faulkner, Matt 14-26-0-184; Stewart, Dasmusen 3-7-0-26. Stanford-Luck, Andrew 17-26-0-171; Picazzo, Robbie 3-3-0-15; Nottingham, Brett 2-2-0-46.

**RECEIVING:** San Jose State-Grigsby, Noel 8-82; Carr, Jabari 3-78; Jones, Chandler 3-24; Otten, Ryan 2-19; Rutley, Brandon 1-7. Stanford-Owusu, Chris 7-76; Fleener, Coby 3-53; Ertz, Zach 2-25; Taylor, Stepan 2-17; Hewitt, Ryan 2-15; Gaffney, Tyler 2-12; Whalen, Griff 1-15; Montgomery, Ty 1-9; Patterson, Jamal-Ras 1-7; Seale, Ricky 1-3.

**INTERCEPTIONS:** San Jose State-None. Stanford-None.

**FUMBLES:** San Jose State-Faulkner, Matt 4-1; Carr, Jabari 1-1; Rutley, Brandon 1-1. Stanford-None.

**SACKS (UA-A):** San Jose State-None. Stanford-Thomas, Chase 1-0; Gardner, Ben 0-1; Murphy, Trent 0-1.

**TACKLES (UA-A):** San Jose State-Buhagiar, Vince 4-6; Thompson, Peyton 5-3; Smith, Keith 3-5; Tuipulotu, Tiuke 4-3; Driver, Brandon 4-1; Orth, James 2-3; Ihenacho, Duke 2-3; Festejo, Pompey 3-1; Lousi, Cedric 2-1; Johnson, Travis 2-1; Muaava, Derek 2-1; Jones, Chandler 2-0; Raciti, Travis 1-1; Benwikere, Bene 1-1; Nigos, Joe 1-1; Newsome, Cullen 1-1; Simpson, Jason 1-0; Iaiina, Iina 1-0; Freeman, David 1-0; Tuitupou, David 1-0; Larceval, Anthony 0-1; Moeaki, Andrew 0-1. Stanford-Skov, Shayne 5-2; Bergen, Max 3-3; Murphy, Trent 1-4; Howell, Delano 3-1; Bademosi, Johnson 3-1; Browning, Barry 1-3; Carrington, Devon 3-0; Thomas, Michael 2-1; Gardner, Ben 2-1; Vaughters, James 2-1; Tarpley, A.J. 2-1; Thomas, Chase 2-1; Amanam, Usua 2-0; Lyons, Wayne 2-0; Brown, Terrence 1-1; Hemschoot, Joe 1-1; Plantaric, Eddie 1-1; Masifilo, Matthew 0-2; Richards, Jordan 1-0; Parry, David 1-0; Gowan, Jacob 0-1; Debnjak, Alex 0-1.



## #6/6 Stanford 44, Duke 14 September 10, 2011 | Durham, NC

DURHAM, N.C. -- Quarterback Andrew Luck matched his career high with four touchdown passes to lead Stanford to a 44-14 win over the Duke Blue Devils before an announced crowd of 24,785 at Wallace Wade Stadium. The win was Stanford's 10th in a row dating back to last season marking the program's longest winning streak since 1939-41, when the Indians won 13 straight over the course of three seasons. Luck finished the day completing 20 of 28 passes for 290 yards. The four touchdown passes ran his career total to 51, good for fourth place on Stanford's all-time career list. Coby Fleener (2), Chris Owusu and Zach Ertz were on the receiving end of Luck's scoring strikes, as the Cardinal utilized 10 different receivers in its passing game for the second straight week. Luck's only miscue on the day came in the second quarter,

when his pass intended for Chris Owusu was deflected and then intercepted by Lee Butler, who returned it 76 yards for a touchdown to cut Stanford's lead to 10-7. After Duke recovered its inside kick, the Cardinal defense quickly responded with a dominating series, turning back the Blue Devils with a three-and-out. Following a punt, Stanford took just :38 seconds and four plays to march 59 yards for a touchdown to increase its lead to 17-7. Luck was 4 for 4 on the drive, which culminated with a 10 yard touchdown pass to Chris Owusu. Owusu finished the day with seven catches for 106 yards, marking his fourth career 100-yard game. The Cardinal added a pair of touchdowns in the third quarter, the first coming on a 60-yard pass play from Luck to Fleener at the 6:41 mark. On the Cardinal's next possession, Jeremy Stewart broke lose for a 30-yard run to increase the lead to 30-7 with 4:06 left in the period. Luck's final touchdown pass of the day came at the 14:56 mark of the fourth quarter, when he found Zach Ertz in the back of the end zone. A one yard touchdown run by junior Tyler Gaffney with eight minutes left in the game accounted for Stanford's final score. Stanford's defense registered six sacks on the day and limited the Blue Devils to just 26 yards on the ground. Shayne Skov led the team with 11 tackles, while Chase Thomas had 2.5 sacks among his six total tackles.

Attendance: 24785

Score by Quarters	1	2	3	4	Score	
Stanford	7	10	13	14	44	Record: (2-0)
Duke	0	7	0	7	14	Record: (0-2)

### Scoring Summary:

Team	Qtr	Time	Scoring play	Plays	Time	Score
STAN	1st	08:51	Williamson, J 23 yd field goal	11-49	4:37	0 3
STAN	1st	10:01	Fleener 3 yd from Luck, A Williamson (PAT)	9-85	4:59	7 0
STAN	2nd	12:01	Williamson, J 40 yd field goal	8-51	3:35	10 0
DU	2nd	02:14	Butler, Lee 76 yd interception (Snyderwine PAT)			10 7
STAN	2nd	00:39	Owusu 10 yd from Luck (Williamson PAT)	4-59	0:38	17 7
STAN	3rd	06:41	Fleener 60 yd pass from Luck (Williamson PAT)	7-86	3:36	24 7
STAN	3rd	04:06	Stewart, J 30 yd run (Williamson FAILED)	3-39	1:28	30 7
STAN	4th	14:56	Ertz 3 yd from Luck (Williamson PAT)	5-32	1:46	37 7
STAN	4th	08:00	Gaffney, T 1 yd run (Williamson PAT)	5-65	2:58	44 7
DU	4th	00:57	Boone, A 2 yd run (Iijas PAT)	15-76	6:57	44 14

GAME SUMMARY	STAN	DUKE
FIRST DOWNS	24	17
RUSHES-YARDS (NET)	30-205	33-30
PASSING YDS (NET)	299	305
Passes Att-Comp-Int	30-21-1	39-28-0
TOTAL OFFENSE PLAYS-YARDS	60-504	72-335
Fumble Returns-Yards	0-0	0-0
Punt Returns-Yards	1-15	1-17
Kickoff Returns-Yards	2-32	6-134
Interception Returns-Yards	0-0	1-76
Punts (Number-Avg)	2-53.5	4-36.8
Fumbles-Lost	1-0	1-1
Penalties-Yards	3-25	4-38
Possession Time	25:36	34:24
Third-Down Conversions	4 of 9	3 of 16
Fourth-Down Conversions	1 of 1	4 of 6
Red-Zone Scores-Chances	4-4	1-3
Sacks By: Number-Yards	6-50	2-5

**RUSHING:** Stanford-Taylor, Stepan 14-75; Meinken, Geoff 3-61; Stewart, Jeremy 2-33; Seale, Ricky 2-15; Nottingham, Brett 1-10; Wilkerson, Anthony 2-6; Gaffney, Tyler 2-5; Luck, Andrew 3-2; TEAM 1-minus 2. Duke-Thompson, J 9-43; Kurunwune, P 5-13; Hollingsworth 3-10; Crowder, J 2-9; Boone, A 2-5; Connette, B 6-minus 17; Renfree, S 6-minus 33.

**PASSING:** Stanford-Luck, Andrew 20-28-1-290; Nottingham, Brett 1-2-0-9. Duke-Renfree, S 19-27-0-179;

Boone, A 7-9-0-70; Connette, B 1-2-0-35; King, A 1-1-0-21.

**RECEIVING:** Stanford-Owusu, Chris 7-106; Ertz, Zach 3-44; Fleener, Coby 2-63; Whalen, Griff 2-31; Hewitt, Ryan 2-19; Stewart, Jeremy 1-13; Patterson, Jamal-Ras 1-9; Taylor, Stepan 1-8; Terrell, Drew 1-4; Gaffney, Tyler 1-2. Duke-Vernon, C 6-98; Crowder, J 4-47; Helfet, C 4-32; Hollingsworth 3-37; Braxton, B 3-16; Deaver, B 2-28; Varner, D 2-26; Holliday, B 1-11; Thompson, J 1-8; Watkins, T 1-5; Gattis, C 1-minus 3.


**INTERCEPTIONS:** Stanford-None. Duke-Butler, Lee 1-76.

**FUMBLES:** Stanford-Luck, Andrew 1-0. Duke-Crowder, J 1-1.

**SACKS (UA-A):** Stanford-Thomas, Chase 2-1; Skov, Shayne 1-1; Stephens, Terrence 0-1; Murphy, Trent 0-1; Gardner, Ben 1-0. Duke-Anunike, K 2-0.

**TACKLES (UA-A):** Stanford-Skov, Shayne 6-5; Tarpley, A.J. 4-3; Lancaster, Jarek 3-4; Thomas, Chase 4-2; Thomas, Michael 3-3; Bademosi, Johnson 4-1; Howell, Delano 2-3; Bergen, Max 0-5; Richards, Jordan 2-2; Vaughters, James 2-2; Stephens, Terrence 1-3; Murphy, Trent 1-3; Browning, Barry 0-4; Anderson, Henry 0-3; Gatewood, Corey 2-0; Lyons, Wayne 0-1; Gardner, Ben 1-1; Debnjak, Alex 1-1; Parry, David 0-2; Brown, T 0-2; Masifilo, M 0-2; Carrington, D 0-2; Terrell, D 1-0; Amanam, U 1-0; Muagututia, M 1-0; Lueders, B 0-1; Mauro, J 0-1. Duke-Daniels, M 8-5; Brown, Ke 3-2; Williams, J 3-2; France, C.J. 2-3; Gamble, A 2-3; Greene, Z 2-2; Canty, W 3-0; Anunike, K 2-1; Cockrell, R 2-1; Young-Wiseman 0-3; Campbell, A 1-1; Sowell, T 0-2; Sarmiento, S 0-2; Hazelton, C 1-0; Helton, D 1-0; Ingram, S 0-1; Foxx, J 0-1; Butler, Lee 0-1; Patterson, G 0-1; Rojas, K 0-1.





#6/6 Stanford 37, Arizona 10  
September 17, 2011 | Tucson, AZ

TUCSON, Ariz. – Stanford won its Pac-12 Conference opener to improve to 3-0 on the season with a 37-10 victory over Arizona in Tucson. Running back Stepan Taylor rushed for a career high 153 yards on 22 carries while Andrew Luck completed 20 of 31 passes for 325 yards and two touchdowns to pace the Cardinal to its 11th straight win overall. Jordan Williamson also added three field goals, including a season-long 45-yarder in the second quarter that gave Stanford a 13-3 lead. He also converted from 20 and 33 yards out to remain perfect on the year. Stanford's defense shutout the Wildcats in the second half, despite playing without the services of linebacker Shayne Skov who suffered a season-ending knee injury in the second quarter. The Cardinal limited the Wildcats to just 51 yards rushing and recorded five sacks among its 10 tackles-for-lost yardage. Luck's touchdown passes came in the second half, as he connected with Zach Ertz on a 16-yard scoring strike at the 5:22 mark of the third period to give the Cardinal a 23-10 lead. His 34 yard touchdown pass to Levine Toilolo culminated an eight play, 80 yard scoring drive that gave Stanford a 30-10 cushion early in the fourth quarter. Anthony Wilkerson and Jeremy Stewart also added touchdown runs as the Cardinal rolled up a season high 242 yards in rushing.

Attendance: 49636

Score by Quarters	1	2	3	4	Score	Record: (3-0,1-0)
Stanford	10	6	7	14	37	Record: (1-2,0-1)
Arizona	0	10	0	0	10	

Scoring Summary:

Team	Qtr	Time	Scoring play	Plays	Time	Score
STAN	1st	06:11	Williamson, J 20 yd field goal	9-57	3:29	3 0
STAN	1st	01:59	Wilkerson, A 24 yd run (Williamson PAT)	5-72	2:08	10 0
ARIZ	2nd	14:15	Salazar, J 27 yd field goal	7-69	2:38	10 3
STAN	2nd	09:42	Williamson, J 45 yd field goal	8-64	4:26	13 3
ARIZ	2nd	05:57	Criner 6 yd from Foles (Salazar PAT)	11-79	3:45	13 10
STAN	2nd	01:22	Williamson, J 33 yd field goal	10-65	4:35	16 10
STAN	3rd	05:22	Ertz, Z 16 yd from Luck (Williamson PAT)	7-81	3:26	23 10
STAN	4th	14:54	Toilolo 34 yd from Luck (Williamson PAT)	8-80	3:00	30 10
STAN	4th	04:27	Stewart 2 yd run (Williamson PAT)	12-91	6:55	37 10

GAME SUMMARY	STAN	ARIZ
FIRST DOWNS	24	19
RUSHES-YARDS (NET)	39-242	23-51
PASSING YDS (NET)	325	282
Passes Att-Comp-Int	31-20-0	39-28-0
TOTAL OFFENSE PLAYS-YARDS	70-567	62-333
Fumble Returns-Yards	0-0	0-0
Punt Returns-Yards	2-18	0-0
Kickoff Returns-Yards	2-29	6-139
Interception Returns-Yards	0-0	0-0
Punts (Number-Avg)	2-43.0	5-50.0
Fumbles-Lost	0-0	1-0
Penalties-Yards	5-45	3-25
Possession Time	35:48	24:12
Third-Down Conversions	7 of 16	4 of 12
Fourth-Down Conversions	2 of 2	0 of 1
Red-Zone Scores-Chances	4-4	2-3
Sacks By: Number-Yards	5-40	0-0

RUSHING: Stanford-Taylor, Stepan 22-153; Luck, Andrew 3-36; Wilkerson, Anthony 2-28; Stewart, Jeremy 6-15; Gaffney, Tyler 3-13; TEAM 3-minus 3. Arizona-Antolin, K. 9-62; Carey, K. 6-25; Jenkins, D. 1-4; Beirne, B. 1-minus 3; Foles, N. 6-minus 37.

PASSING: Stanford-Luck, Andrew 20-31-0-325. Arizona-Foles, N. 24-33-0-239; Beirne, B. 4-6-0-43.


RECEIVING: Stanford-Hewitt, Ryan 5-71; Toilolo, Levine 4-102; Ertz, Zach 4-58; Whalen, Griff 3-26; Owusu, Chris 2-45; Fleener, Coby 1-0; Gaffney, Tyler 1-3. Arizona-Criner, J. 6-48; Roberts, D. 5-62; Crump, G. 5-44; Buckner, D. 4-71; Douglas, D. 4-31; Morrison, R. 1-15; Tutogi, T. 1-11; Carey, K. 1-4; Antolin, K. 1-minus 4.

INTERCEPTIONS: Stanford-None. Arizona-None.

FUMBLES: Stanford-None. Arizona-Foles, N. 1-0.

SACKS (UA-A): Stanford-Gardner, Ben 1-0; Vaughters, James 1-0; Murphy, Trent 1-0; TEAM 1-0; Bergen, Max 1-0. Arizona-None.

TACKLES (UA-A): Stanford-Carrington, Devon 7-0; Howell, Delano 5-0; Lancaster, Jarek 4-1; Thomas, Michael 3-1; Bergen, Max 3-0; Bademosi, Johnson 3-0; Browning, Barry 3-0; Tarpley, A.J. 3-0; Murphy, Trent 3-0; Thomas, Chase 2-1; Gardner, Ben 2-1; Amanam, Usua 2-0; Bernard, Harold 2-0; Debnjak, Alex 1-0; Gaffney, Tyler 1-0; Lueders, Blake 1-0; Vaughters, James 1-0; TEAM 1-0; Skov, Shayne 1-0. Arizona-Flowers, M. 14-2; Earls, D. 6-3; Vassallo, P. 3-6; Wade, T. 5-0; Hankins, R. 4-1; Golden, R. 3-2; Parish, C. 1-2; Taula, K. 0-3; Washington, J. 2-0; Fuimaono, S. 1-1; Hobson, H. 1-0; Grandon, J. 1-0; Johnson, C. 0-1; Richardson, S. 0-1.



#4/6 Stanford 45, Arizona 19  
October 1, 2011 | Stanford, CA

STANFORD, Calif. – Stanford kept the nation's longest unbeaten streak intact with a 45-19 victory over UCLA before a sellout crowd of 50,360 at Stanford Stadium. Andrew Luck was razor sharp in completing 23 of 27 passes for 227 yards and three touchdowns, while Stepan Taylor rushed for 112 yards on 17 carries, including two touchdowns. Two of Luck's touchdown passes went to tight end Coby Fleener, whose one-handed grab in traffic got Stanford on the board with nine seconds remaining in the first period. Fleener was also on the receiving end of a 51-yard scoring strike from Luck at the 14:15 mark of the third quarter. Fleener wasn't the only player to make a one-handed catch. On Stanford's first scoring drive, Luck handed off to Tyler Gaffney, who then handed to Drew Terrell. Terrell found Luck

down the right side and when his pass sailed just a little long, the Heisman Trophy candidate made a sensational one-handed grab and got one foot inbounds. The 13-yard gain pushed the ball down to the 15 yard line and five plays later, Luck found Fleener over the middle and the tight end made a leaping, one-handed catch in tight coverage. The play climaxed a 99 yard scoring drive after the Cardinal had turned back UCLA with a goal line stand on the game's first series. Stanford opened a 14-0 lead in the second quarter. Chase Thomas forced a fumble after sacking Bruin quarterback Jeff Breahtaut that was recovered by Devon Carrington. Taylor would finish the drive with a two yard plunge that gave the Cardinal a 14-0 lead at the 9:19 mark. Jordan Williamson's 23 yard field goal gave the Cardinal a 17-7 halftime lead.

Attendance: 50360

Score by Quarters	1	2	3	4	Score	Record: (2-3,1-1)
UCLA	0	7	6	6	19	Record: (4-0,1-0)
Stanford	7	10	14	14	45	

Scoring Summary:

Team	Qtr	Time	Scoring play	Plays	Time	Score
STAN	1st	00:09	Fleener 18 yd from Luck (Will. PAT)	16-99	8:08	0 7
STAN	2nd	09:19	Taylor 2 yd run (Williamson PAT)	8-43	4:03	0 14
STAN	2nd	02:37	Williamson, J 23 yd field goal	10-60	5:39	0 17
UCLA	2nd	00:08	Fauria 12 yd from Breahtaut (Locke PAT)	9-80	2:23	7 17
STAN	3rd	14:15	Fleener 51 yd from Luck (Williamson PAT)	2-60	0:35	7 24
UCLA	3rd	10:31	Fauria 13 yd from Breahtaut (Locke failed)	8-65	3:38	13 24
STAN	3rd	02:43	Gaffney, T 16 yd run (Williamson PAT)	4-34	1:42	13 31
UCLA	4th	13:21	Smith 7 yd run (Locke PAT failed)	9-56	4:17	19 31
STAN	4th	10:22	Taylor 1 yd run (Williamson PAT)	8-59	2:56	19 38
STAN	4th	01:51	Owusu 5 yd from Luck (Williamson PAT)	12-59	6:28	19 45

GAME SUMMARY	UCLA	STAN
FIRST DOWNS	19	24
RUSHES-YARDS (NET)	29-141	41-202
PASSING YDS (NET)	202	240
Passes Att-Comp-Int	33-18-0	28-24-0
TOTAL OFFENSE PLAYS-YARDS	62-343	69-442
Fumble Returns-Yards	0-0	1-5
Punt Returns-Yards	2--9	2-17
Kickoff Returns-Yards	7-126	2-51
Interception Returns-Yards	0-0	0-0
Punts (Number-Avg)	3-46.0	2-36.5
Fumbles-Lost	3-2	0-0
Penalties-Yards	3-25	7-80
Possession Time	25:43	34:17
Third-Down Conversions	6 of 13	10 of 14
Fourth-Down Conversions	1 of 3	1 of 1
Red-Zone Scores-Chances	3-4	6-6
Sacks By: Number-Yards	0-0	1-7

RUSHING: UCLA-Franklin, Johna 12-96; Breahtaut, Richar 8-18; Jones, Malcolm 1-7; Smith, Josh 1-7; James, Jordan 2-6; Coleman, Derric 4-4; Dye, Tony 1-3. Stanford-Taylor, Stepan 17-112; Gaffney, Tyler 6-30; Wilkerson, Anthony 7-26; Luck, Andrew 3-11; Hewitt, Ryan 3-11; Meinken, Geoff 1-6; Terrell, Drew 1-4; Seale, Ricky 1-2; Stewart, Jeremy 1-2; TEAM 1-minus 2.

PASSING: UCLA-Breahtaut, Richar 18-33-0-202. Stanford-Luck, Andrew 23-27-0-227; Terrell, Drew 1-1-0-13.

RECEIVING: UCLA-Rosario, Nelson 8-83; Fauria, Joseph 3-43; Evans, Shaquell 2-26; James, Jordan 1-21; Harkey, Cory 1-10; Embree, Taylor 1-8; Franklin, Johna 1-7; Marvay, Ricky 1-4. Stanford-Owusu, Chris 6-48; Fleener, Coby 4-78; Whalen, Griff 3-29; Ertz, Zach 2-22; Terrell, Drew 2-17; Stewart, Jeremy 2-12; Hewitt, Ryan 2-10; Luck, Andrew 1-13; Gaffney, Tyler 1-7; Taylor, Stepan 1-4.


INTERCEPTIONS: UCLA-None. Stanford-None.

FUMBLES: UCLA-Breahtaut, Richar 1-1; Marvay, Ricky 1-1; Embree, Taylor 1-1. Stanford-None.

SACKS (UA-A): UCLA-None. Stanford-Thomas, Chase 1-0.

TACKLES (UA-A): UCLA-Larimore, Pat 8-3; Zumwalt, Jordan 6-3; Kendricks, Eric 3-3; McDonald, Tevin 4-1; Abbott, Andrew 4-1; Carter, Donovan 2-3; Hester, Aaron 4-0; Riley, Dietrich 3-1; Westgate, Sean 2-2; Epenesa, S. 3-0; Holmes, Damien 2-1; McKay, Stan 1-2; Marsh, Cassius 2-0; Graham, Jamie 1-1; Tapa, Iuta 1-0; Allen, David 1-0; Chandler, Nate 0-1; Odighizuwa, O. 0-1; Prince, Kevin 0-1; Edison, Justin 0-1; Thompson, Antho 0-1. Stanford-Brown, Terrence 7-0; Lancaster, Jarek 5-2; Bademosi, Johnson 5-0; Thomas, Michael 3-2; Bergen, Max 2-3; Masifilo, Matthew 2-2; Thomas, Chase 2-1; Tarpley, A.J. 1-2; Montgomery, Ty 2-0; Murphy, Trent 2-0; Gardner, Ben 1-1; Lueders, Blake 1-1; Amanam, Usua 1-0; Howell, Delano 1-0; Stephens, Terrence 1-0; Gaffney, Tyler 1-0; Parry, David 1-0; Bernard, Harold 1-0; Richards, Jordan 1-0; Carrington, Devon 1-0; Hemschoot, Joe 0-1; Vaughters, James 0-1.





**#4/7 Stanford 48, Colorado 7**  
**October 8, 2011 | Stanford, CA**

STANFORD, Calif. – Andrew Luck completed 26 of 33 passes for 370 yards and three touchdowns to pace Stanford to a 48-7 victory over Colorado before a sellout crowd. The win was Stanford's 13th in a row, tying a school record and extending the nation's longest win streak. It also marked the Cardinal's eighth consecutive win at Stanford Stadium. Luck had his second highest passing total of his career in recording his 25th career win as a starter, tops among Stanford's quarterbacks. For the fourth time in five games, Stanford's defense held the opponent to a touchdown or less, as the Cardinal limited the Buffaloes to just 264 yards in total offense. The game got off to an inauspicious start when the Cardinal muffed the opening kickoff for its first fumble of the

season. When Colorado's drive stalled at the 12 yard line, Will Oliver's 29 yard field goal attempt was blocked by Max Bergen, who picked the ball up on one bounce and returned it 75 yards for a touchdown to give Stanford an early 7-0 lead. Luck engineered three first half scoring drives that gave the Cardinal a 27-7 lead at intermission. Stepfan Taylor's one yard touchdown run capped off a nine play, 78 yard drive that upped Stanford's lead to 13-0 at the 5:33 mark of the first period. Colorado's only score came at the 12:54 mark of the second period, when Tony Jones caught a five yard touchdown pass from Tyler Hansen. Stanford quickly countered with two second quarter touchdowns, the first coming on a one yard plunge by Jeremy Stewart and the second on a one-yard pass play from Luck to Ryan Hewitt. Hewitt also caught a 10-yard touchdown pass from Luck at the 11:03 mark of the third period to give the Cardinal a commanding 34-7 lead. A one yard run by Tyler Gaffney and a 30-yard touchdown pass from Luck to Griff Whalen early in the fourth quarter closed out the scoring. Whalen caught the ball on the 15-yard line and dragged a tackler into the end zone for his first touchdown reception of the season. He also caught three other passes, totaling a career high 92 yards.

Attendance: 50360

Score by Quarters	1	2	3	4	Score	Record
Colorado	0	7	0	0	7	Record (1-5, 0-2)
Stanford	13	14	14	7	48	Record (5-0, 3-0)

**Scoring Summary:**

Team	Qtr	Time	Scoring play	Plays	Time	Score
STAN	1st	11:01	Bergen 75 yd blocked FG ret (William PAT)....		0:7	0:7
STAN	1st	05:33	Taylor 1 yd run (Williamson no good).....	9-78	3:49	0:13
CU	2nd	12:54	Jones 5 yd from Hansen (Oliver PAT).....	4-71	1:12	7:13
STAN	2nd	06:48	Stewart 1 yd run (Williamson PAT).....	7-53	2:49	7:20
STAN	2nd	02:07	Hewitt 1 yd from Luck (Williamson PAT).....	5-78	2:12	7:27
STAN	3rd	11:03	Hewitt 10 yd from Luck (Williamson PAT).....	6-37	2:21	7:34
STAN	3rd	02:03	Gaffney 1 yd run (Williamson PAT).....	14-84	6:41	7:41
STAN	4th	11:02	Whalen 30 yd from Luck (Williamson PAT).....	9-70	3:45	7:48

**GAME SUMMARY** ..... CU ..... STAN

FIRST DOWNS	11	28
RUSHES-YARDS (NET)	27-60	35-161
PASSING YDS (NET)	204	392
Passes Att-Comp-Int	30-16-1	35-27-1
TOTAL OFFENSE PLAYS-YARDS	57-264	70-553
Fumble Returns-Yards	0-0	0-0
Punt Returns-Yards	0-0	2-32
Kickoff Returns-Yards	6-146	2-24
Interception Returns-Yards	1-0	1-27
Punts (Number-Avg)	8-43.2	2-44.0
Fumbles-Lost	0-0	1-1
Penalties-Yards	6-47	5-65
Possession Time	28:34	31:26
Third-Down Conversions	2 of 13	4 of 10
Fourth-Down Conversions	0 of 0	2 of 2
Red-Zone Scores-Chances	1-2	5-5
Sacks By: Number-Yards	0-0	3-18

**RUSHING:** Colorado-Stewart, Rodney 11-21; Hansen, Tyler 6-19; Ford, Josh 4-15; Jones, Tony 6-5. Stanford-Gaffney, Tyler 9-61; Taylor, Stepfan 13-58; Wilkerson, Anthony 3-21; Stewart, Jeremy 4-12; Seale, Ricky 3-6; Meinken, Geoff 1-3; Luck, Andrew 1-2; Gatewood, Cory 1-minus 2.

**PASSING:** Colorado-Hansen, Tyler 15-29-1-202; Hirschman, Nick 1-1-0-2. Stanford-Luck, Andrew 26-33-1-370; Nottingham, Brett 1-2-0-22.


**RECEIVING:** Colorado-Gray, Logan 3-38; Clemons, Toney 3-31; Canty, Keenan 3-23; Stewart, Rodney 2-79; McCulloch, Tyler 2-16; Jones, Tony 2-8; Deehan, Ryan 1-9. Stanford-Whalen, Griff 4-92; Ertz, Zach 4-78; Hewitt, Ryan 4-28; Taylor, Stepfan 4-24; Owusu, Chris 3-34; Fleener, Coby 2-41; Toilolo, Levine 2-37; Patterson, Jamal-Ras 1-22; Gatewood, Cory 1-22; Gaffney, Tyler 1-11; Wilkerson, Anthony 1-3.

**INTERCEPTIONS:** Colorado-Smith, Terrel 1-0. Stanford-Thomas, Michael 1-27.

**FUMBLES:** Colorado-None. Stanford-Stewart, Jeremy 1-1.

**SACKS (UA-A):** Colorado-None. Stanford-Bergen, Max 0-1; Thomas, Chase 0-1; Lueders, Blake 1-0; Murphy, Trent 0-1; Tarpley, A.J. 0-1.

**TACKLES (UA-A):** Colorado-Polk, Ray 7-7; Perkins, Anthony 7-2; Henderson, Greg 4-4; Rippey, Douglas 4-4; Mahnke, Patrick 4-0; Major, Jon 3-1; Daigh, Brady 3-0; Smith, Terrel 2-1; Webb, Derrick 2-1; Espinoza, Jason 2-0; Pericak, Will 1-1; Greer, Woodson 1-0; Goldberg, David 1-0; Cunningham, Curt 1-0; Hartigan, Josh 1-0; Kasa, Nick 1-0; Stewart, Rodney 1-0; Oliver, Will 1-0; Dannewitz, Ryan 1-0; Ahles, Tyler 0-1. Stanford-Howell, Delano 3-3; Bademosi, Johnson 3-2; Thomas, Chase 3-2; Brown, Terrence 4-0; Lueders, Blake 3-1; Thomas, Michael 3-1; Gardner, Ben 3-1; Murphy, Trent 2-1; Tarpley, A.J. 1-2; Masifilo, Matthew 2-0; Browning, Barry 2-0; Carrington, Devon 1-1; Parry, David 1-1; Bergen, Max 0-2; Bernard, Harold 1-0; Underwood, Cole 1-0; Williamson, Jordan 1-0; Gowen, Jacob 1-0; Debriak, Alex 1-0; Lancaster, Jarek 0-1; Anderson, Henry 0-1; Hemschoot, Joe 0-1.



**#5/7 Stanford 44, Wazzu 14**  
**October 15, 2011 | Pullman, WA**

PULLMAN, Wash.-- Andrew Luck threw four second half touchdowns to lead Stanford to a 44-14 victory over the Washington State Cougars in Pullman. The win was the Cardinal's 14th consecutive victory dating back to last year, setting a new school record and extending the nation's longest winning streak. Stanford turned the ball over twice in the first half and led by just three points at intermission, 10-7. However, Luck threw four touchdown passes – two to tight end Levine Toilolo, one to Stepfan Taylor on a short shovel pass and the last to tight end Coby Fleener, his sixth TD catch of the year. Ty Montgomery's 96 yard kickoff return on the game's final play accounted for the Cardinal's last touchdown of the game. Luck finished the game com-

pleting 23 of 36 passes for 336 yards and four touchdowns and passed Jim Plunkett on Stanford's all-time career passing list with 7,632 yards. Taylor finished the game with 100 yards on the ground, marking his 10th career, 100-yard rushing game. Stanford's defense held its 12th straight opponent to 20 points or less, the longest such streak since 1939-41.

Attendance: 30843

Score by Quarters	1	2	3	4	Score	Record
Stanford	3	7	14	20	44	Record: (6-0,4-0)
Washington State	0	7	0	7	14	Record: (3-3,1-2)

**Scoring Summary:**

Team	Qtr	Time	Scoring play	Plays	Time	Score
STAN	1st	01:34	Williamson, J 23 yd field goal.....	8-67	3:28	3:0
STAN	2nd	08:41	Stewart 1 yd run (Williamson PAT).....	7-20	4:01	10:0
WSU	2nd	02:18	Winston 2 yd run (Furney PAT).....	6-40	3:03	10:7
STAN	3rd	10:58	Toilolo 10 yd from Luck (Williamson PAT)....	4-85	1:48	17:7
STAN	3rd	01:18	Toilolo 26 yd from Luck (Williamson PAT)....	8-62	3:15	24:7
STAN	4th	13:52	Taylor 8 yd from Luck (Williamson PAT).....	6-58	2:06	31:7
STAN	4th	04:26	Fleener 28 yd from Luck (Williamson PAT)....	12-91	6:05	38:7
WSU	4th	00:14	Lobbestael 1 yd run ( Furney PAT).....	13-79	4:05	38:14
STAN	4th	00:00	Montgomery 96 yd KO return (no kick).....			44:14

**GAME SUMMARY** ..... STAN ..... WSU

FIRST DOWNS	21	17
RUSHES-YARDS (NET)	30-139	28-48
PASSING YDS (NET)	336	209
Passes Att-Comp-Int	36-23-1	39-24-0
TOTAL OFFENSE PLAYS-YARDS	66-475	67-257
Fumble Returns-Yards	1-33	1-0
Punt Returns-Yards	2-1	0-0
Kickoff Returns-Yards	3-147	5-142
Interception Returns-Yards	0-0	1-0
Punts (Number-Avg)	3-37.3	7-42.3
Fumbles-Lost	3-1	3-1
Penalties-Yards	3-14	4-42
Possession Time	29:15	30:45
Third-Down Conversions	9 of 14	5 of 15
Fourth-Down Conversions	1 of 1	1 of 2
Red-Zone Scores-Chances	4-4	2-3
Sacks By: Number-Yards	6-31	0-0

**RUSHING:** Stanford-Taylor, Stepfan 17-100; Wilkerson, Anthony 6-25; Stewart, Jeremy 5-11; Gaffney, Tyler 1-3; Luck, Andrew 1-0. Washington State-Winston, Carl 9-31; Lobbestael, M. 3-13; Galvin, Rickey 3-11; Mitz, Logwone 1-2; TEAM 2-minus 3; Tuel, Jeff 10-minus 6.

**PASSING:** Stanford-Luck, Andrew 23-36-1-336. Washington State-Tuel, Jeff 17-30-0-145; Lobbestael, M. 7-9-0-64.

**RECEIVING:** Stanford-Whalen, Griff 7-76; Ertz, Zach 5-52; Fleener, Coby 4-128; Taylor, Stepfan 3-22; Toilolo, Levine 2-36; Stewart, Jeremy 2-22. Washington State-Barton, Isiah 7-63; Wilson, Marq. 5-50; Ratliff, Bobby 4-33; Karstetter, Jar 3-26; Myers, Isiah 2-12; Mitz, Logwone 1-12; Galvin, Rickey 1-10; Eaddy, Henry 1-3.

**INTERCEPTIONS:** Stanford-None. Washington State-Horton, Damante 1-0.

**FUMBLES:** Stanford-Bademosi, Johnson 1-0; Taylor, Stepfan 1-1; Montgomery, Ty 1-0. Washington State-Karstetter, Jar 2-1; Tuel, Jeff 1-0.

**SACKS (UA-A):** Stanford-Bernard, Harold 1-1; Murphy, Trent 0-1; Thomas, Chase 0-1; Thomas, Michael 1-0; Masifilo, Matthew 0-1; Mauro, Josh 1-0; Lancaster, Jarek 1-0. Washington State-None.

**TACKLES (UA-A):** Stanford-Bademosi, Johnson 5-0; Thomas, Chase 4-1; Thomas, Michael 4-0; Bergen, Max 3-1; Howell, Delano 3-1; Carrington, Devon 2-2; Brown, Terrence 3-0; Lancaster, Jarek 3-0; Gardner, Ben 3-0; Seals, Brent 1-2; Browning, Barry 1-2; Bernard, Harold 1-2; Richards, Jordan 2-0; Mauro, Josh 1-1; Masifilo, Matthew 0-2; Lueders, Blake 1-0; Underwood, Cole 1-0; Hemschoot, Joe 1-0; Fleener, Coby 1-0; Murphy, Trent 0-1; Tarpley, A.J. 0-1. Washington State-Bucannon, Deone 7-4; Hoffman-Ellis, A 6-2; Toomer, Tyree 2-4; Mizell, C.J. 4-1; Laurenzi, Anth. 3-1; Su'a, Chester 2-2; Ledgerwood, M. 2-2; Pu'u Robinson, J 1-3; Locker, Casey 3-0; Long, Travis 2-0; Simmons, Dan. 2-0; Rankin, Brandon 1-1; Horton, Damante 1-0; Pole, Kalaf. 1-0; Mitz, Logwone 1-0; Mason, Marcus 1-0; Carpenter, Ant. 1-0; Washington, N. 0-1; Bock, Matthew 0-1; Coen, Cyrus 0-1; Duckett, Tyrone 0-1.



<b>Team Statistics</b>	<b>STAN</b>	<b>OPP</b>
<b>SCORING</b>	275	67
Points Per Game	45.8	11.2
<b>FIRST DOWNS</b>	142	95
Rushing	52	23
Passing	83	65
Penalty	7	7
<b>RUSHING YARDAGE</b>	1090	357
Yards gained rushing	1120	583
Yards lost rushing	30	226
Rushing Attempts	215	172
Average Per Rush	5.1	2.1
Average Per Game	181.7	59.5
TDs Rushing	15	4
<b>PASSING YARDAGE</b>	1824	1412
Comp-Att-Int	137-191-3	131-213-1
Average Per Pass	9.5	6.6
Average Per Catch	13.3	10.8
Average Per Game	304.0	235.3
TDs Passing	19	4
<b>TOTAL OFFENSE</b>	2914	1769
Total Plays	406	385
Average Per Play	7.2	4.6
Average Per Game	485.7	294.8
<b>KICK RETURNS: #-Yards</b>	14-373	40-855
<b>PUNT RETURNS: #-Yards</b>	12-142	4-16
<b>INT RETURNS: #-Yards</b>	1-27	3-76
<b>KICK RETURN AVERAGE</b>	26.6	21.4
<b>PUNT RETURN AVERAGE</b>	11.8	4.0
<b>INT RETURN AVERAGE</b>	27.0	25.3
<b>FUMBLES-LOST</b>	5-2	14-7
<b>PENALTIES-Yards</b>	26-259	27-247
Average Per Game	43.2	41.2
<b>PUNTS-Yards</b>	15-616	32-1361
Average Per Punt	41.1	42.5
Net punt average	36.0	37.5
<b>TIME OF POSSESSION/Game</b>	31:49	28:11
<b>3RD-DOWN Conversions</b>	39/76	23/83
3rd-Down Pct	51%	28%
<b>4TH-DOWN Conversions</b>	9/9	6/13
4th-Down Pct	100%	46%
<b>SACKS BY-Yards</b>	23-170	2-5
<b>MISC YARDS</b>	88	0
<b>TOUCHDOWNS SCORED</b>	36	9
<b>FIELD GOALS-ATTEMPTS</b>	8-9	2-10
<b>ON-SIDE KICKS</b>	0-0	1-2
<b>RED-ZONE SCORES</b>	31-31 100%	10-17 59%
<b>RED-ZONE TOUCHDOWNS</b>	25-31 81%	8-17 47%
<b>PAT-ATTEMPTS</b>	33-35 94%	7-9 78%
<b>ATTENDANCE</b>	148536	105264
Games/Avg Per Game	3/49512	3/35088
Neutral Site Games		0/0

<b>Score by Quarters</b>	<b>1st</b>	<b>2nd</b>	<b>3rd</b>	<b>4th</b>	<b>OT</b>	<b>Total</b>
Stanford	50	64	78	83	0	275
Opponents	0	41	6	20	0	67



**GAME 7 | STANFORD vs. WASHINGTON | OCTOBER 22, 2011 | 5:00 p.m. PT**

Rushing	gp-gs	att	gain	loss	net	avg	td	lg	avg/g
Taylor, Stepfan	6-6	101	571	12	559	5.5	5	49	93.2
Gaffney, Tyler	6-0	26	137	2	135	5.2	4	21	22.5
Wilkerson, Anthony	6-0	28	121	1	120	4.3	1	24	20.0
Stewart, Jeremy	6-0	21	90	0	90	4.3	4	30	15.0
Meinken, Geoff	6-1	5	70	0	70	14.0	0	40	11.7
Luck, Andrew	6-6	13	65	5	60	4.6	1	15	10.0
Seale, Ricky	6-0	6	24	1	23	3.8	0	10	3.8
Hewitt, Ryan	6-5	6	20	0	20	3.3	0	6	3.3
Nottingham, Brett	4-0	1	10	0	10	10.0	0	10	2.5
Montgomery, Ty	6-0	1	8	0	8	8.0	0	8	1.3
Terrell, Drew	6-0	1	4	0	4	4.0	0	4	0.7
Gatewood, Cory	6-0	1	0	2	-2	-2.0	0	0	-0.3
TEAM	3-0	5	0	7	-7	-1.4	0	0	-2.3
Total	6	215	1120	30	1090	5.1	15	49	181.7
Opponents	6	172	583	226	357	2.1	4	31	59.5

Passing	gp-gs	effic	comp-att-int	pct	yds	td	lg	avg/g
Luck, Andrew	6-6	180.55	129-181-3	71.3	1719	18	62	286.5
Nottingham, Brett	4-0	229.47	4-6-0	66.7	77	1	39	19.2
Picazo, Robbie	1-0	142.00	3-3-0	100.0	15	0	6	15.0
Terrell, Drew	6-0	209.20	1-1-0	100.0	13	0	13	2.2
Total	6	181.63	137-191-3	71.7	1824	19	62	304.0
Opponents	6	122.45	131-213-1	61.5	1412	4	76	235.3

Receiving	gp-gs	no.	yds	avg	td	lg	avg/g
Owusu, Chris	6-5	25	309	12.4	2	43	51.5
Ertz, Zach	6-3	20	279	13.9	3	26	46.5
Whalen, Griff	6-4	20	269	13.4	1	30	44.8
Fleener, Coby	6-1	16	383	23.9	6	62	63.8
Hewitt, Ryan	6-5	15	143	9.5	3	31	23.8
Taylor, Stepfan	6-6	11	75	6.8	1	17	12.5
Toilolo, Levine	6-5	8	175	21.9	3	39	29.2
Gaffney, Tyler	6-0	6	35	5.8	0	11	5.8
Stewart, Jeremy	6-0	5	47	9.4	0	15	7.8
Patterson, Jamal-Ras	6-0	3	38	12.7	0	22	6.3
Terrell, Drew	6-0	3	21	7.0	0	11	3.5
Gatewood, Cory	6-0	1	22	22.0	0	22	3.7
Luck, Andrew	6-6	1	13	13.0	0	13	2.2
Montgomery, Ty	6-0	1	9	9.0	0	9	1.5
Seale, Ricky	6-0	1	3	3.0	0	3	0.5
Wilkerson, Anthony	6-0	1	3	3.0	0	3	0.5
Total	6	137	1824	13.3	19	62	304.0

Punt Returns	no.	yds	avg	td	lg
Terrell, Drew	11	143	13.0	0	42
Bademosi, Johnson	1	-1	-1.0	0	0
Total	12	142	11.8	0	42
Opponents	4	16	4.0	0	17

Interceptions	no.	yds	avg	td	lg
Thomas, Michael	1	27	27.0	0	27
Total	1	27	27.0	0	27
Opponents	3	76	25.3	1	76

Kick Returns	no.	yds	avg	td	lg
Montgomery, Ty	6	228	38.0	1	96
Owusu, Chris	4	98	24.5	0	59
Stewart, Jeremy	3	37	12.3	0	21
Terrell, Drew	1	10	10.0	0	10
Total	14	373	26.6	1	96
Opponents	40	855	21.4	0	50

Fumble Returns	no.	yds	avg	td	lg
Montgomery, Ty	1	5	5.0	0	5
Thomas, Michael	1	33	33.0	0	33
Anderson, Henry	1	37	37.0	0	37
Bergen, Max	0	0	0.0	1	0
Total	3	75	25.0	1	37
Opponents	1	0	0.0	0	0



**GAME 7 | STANFORD vs. WASHINGTON | OCTOBER 22, 2011 | 5:00 p.m. PT**

Scoring	td	fg	PAT				dpx	saf	pts
			kick	rush	rcv	pass			
Williamson, Jordan	-	8-9	33-35	-	-	-	-	57	
Fleener, Coby	6	-	-	-	-	-	-	36	
Taylor, Stepfan	6	-	-	-	-	-	-	36	
Gaffney, Tyler	4	-	-	-	-	-	-	24	
Stewart, Jeremy	4	-	-	-	-	-	-	24	
Ertz, Zach	3	-	-	-	-	-	-	18	
Toilolo, Levine	3	-	-	-	-	-	-	18	
Hewitt, Ryan	3	-	-	-	-	-	-	18	
Owusu, Chris	2	-	-	-	-	-	-	12	
Wilkerson, Anthony	1	-	-	-	-	-	-	6	
Luck, Andrew	1	-	-	-	-	-	-	6	
Bergen, Max	1	-	-	-	-	-	-	6	
Whalen, Griff	1	-	-	-	-	-	-	6	
Montgomery, Ty	1	-	-	-	-	-	-	6	
Gardner, Ben	-	-	-	-	-	-	1	2	
<b>Total</b>	<b>36</b>	<b>8-9</b>	<b>33-35</b>	<b>-</b>	<b>-</b>	<b>-</b>	<b>1</b>	<b>275</b>	
<b>Opponents</b>	<b>9</b>	<b>2-10</b>	<b>7-9</b>	<b>-</b>	<b>-</b>	<b>-</b>	<b>-</b>	<b>67</b>	

Total Offense	g	plays	rush	pass	total	avg/g
Luck, Andrew	6	194	60	1719	1779	296.5
Taylor, Stepfan	6	101	559	0	559	93.2
Gaffney, Tyler	6	26	135	0	135	22.5
Wilkerson, Anthony	6	28	120	0	120	20.0
Stewart, Jeremy	6	21	90	0	90	15.0
Nottingham, Brett	4	7	10	77	87	21.8
Meinken, Geoff	6	5	70	0	70	11.7
Seale, Ricky	6	6	23	0	23	3.8
Hewitt, Ryan	6	6	20	0	20	3.3
Terrell, Drew	6	2	4	13	17	2.8
Picazo, Robbie	1	3	0	15	15	15.0
Montgomery, Ty	6	1	8	0	8	1.3
Gatewood, Cory	6	1	-2	0	-2	-0.3
<b>TEAM</b>	<b>3</b>	<b>5</b>	<b>-7</b>	<b>0</b>	<b>-7</b>	<b>-2.3</b>
<b>Total</b>	<b>6</b>	<b>406</b>	<b>1090</b>	<b>1824</b>	<b>2914</b>	<b>485.7</b>
<b>Opponents</b>	<b>6</b>	<b>385</b>	<b>357</b>	<b>1412</b>	<b>1769</b>	<b>294.8</b>

Field Goals	fg	pct.	01-19	20-29	30-39	40-49	50-99	lg	blk
Williamson, Jordan	8-9	88.9	0-0	4-4	2-2	2-3	0-0	45	0

FG Sequence	Stanford	Opponents
San Jose State	(23),(37)	23,(18)
Duke	(40)	27,45,49
Arizona	(20),(45),(33)	(27),45,36
UCLA	(23)	-
Colorado	47	29,46
Washington State	(23)	-

Numbers in (parentheses) indicate field goal was made.

Punting	no.	yds	avg	lg	tb	fc	i20	50+	blk
Green, David	15	616	41.1	55	3	3	5	2	0
<b>Total</b>	<b>15</b>	<b>616</b>	<b>41.1</b>	<b>55</b>	<b>3</b>	<b>3</b>	<b>5</b>	<b>2</b>	<b>0</b>
<b>Opponents</b>	<b>32</b>	<b>1361</b>	<b>42.5</b>	<b>62</b>	<b>1</b>	<b>8</b>	<b>5</b>	<b>6</b>	<b>0</b>

Kickoffs	no.	yds	avg	tb	ob	retn	net	ydln
Williamson, Jordan	46	3064	66.6	8	1			
Whitaker, Eric	2	115	57.5	0	0			
Rhyne, Ben	1	70	70.0	0	0			
<b>Total</b>	<b>49</b>	<b>3249</b>	<b>66.3</b>	<b>8</b>	<b>1</b>	<b>21.4</b>	<b>45.6</b>	<b>24</b>
<b>Opponents</b>	<b>16</b>	<b>1014</b>	<b>63.4</b>	<b>2</b>	<b>0</b>	<b>26.6</b>	<b>37.6</b>	<b>32</b>



Stanford Overall Defensive Statistics (as of Oct 17, 2011)  
All games

#	Defensive Leaders	gp-gs	Tackles				Sacks no-yds	Pass defense			Fumbles		blkd	
			ua	a	tot	tfl/yds		int-yds	brup	qbh	rcv-yds	ff	kick	si
27	Bademosi, Johnson	6-6	23	4	27	0.5-0	.	.	5	.	.	2	.	
3	Thomas, Michael	6-6	18	8	26	3.0-11	1.0-5	1-27	4	.	1-33	.	.	
26	Howell, Delano	6-6	17	8	25	.	.	.	4	.	.	.	.	
57	Bergen, Max	6-5	11	14	25	2.0-12	1.5-12	.	.	1	.	.	1	
44	Thomas, Chase	6-6	17	8	25	7.5-55	5.5-52	.	.	.	.	3	.	
35	Lancaster, Jarek	6-3	15	8	23	1.5-2	1.0-1	.	1	2	.	.	.	
1G	Tarpley, A.J.	6-1	11	9	20	1.0-4	0.5-2	.	.	.	.	1	.	
11	Skov, Shayne	3-3	12	7	19	5.0-29	1.5-15	.	1	.	.	.	.	
5	Carrington, Devon	6-3	14	5	19	.	.	.	1	.	2-0	.	.	
0F	Brown, Terrence	6-3	15	3	18	1.0-2	.	.	3	.	.	.	.	
93	Murphy, Trent	6-6	9	9	18	4.0-20	3.0-19	.	1	.	.	.	.	
49	Gardner, Ben	6-6	12	5	17	6.5-30	2.5-21	.	2	2	1-0	1	.	
31	Browning, Barry	5-3	7	9	16	0.5-0	.	.	1	.	.	.	.	
98	Masifilo, Matthew	6-6	4	8	12	1.5-8	0.5-6	.	.	.	.	.	.	
0I	Vaughters, James	6-0	5	4	9	3.5-13	1.0-8	.	1	.	.	.	.	
43	Lueders, Blake	6-0	6	3	9	2.0-9	1.0-8	.	.	.	1-0	.	.	
0H	Richards, Jordan	6-0	6	2	8	.	.	.	1	.	.	.	.	
28	Bernard, Harold	6-0	5	2	7	1.5-8	1.5-8	.	.	.	.	.	.	
58	Parry, David	6-0	3	3	6	1.5-2	.	.	.	.	.	.	.	
15	Amanam, Usua	6-0	6	.	6	.	.	.	.	.	.	.	.	
40	Hemschoot, Joe	6-0	2	3	5	.	.	.	.	.	.	.	.	
42	Debniak, Alex	5-0	3	2	5	1.0-3	.	.	.	.	.	.	.	
99	Stephens, Terrence	6-3	2	3	5	2.5-10	0.5-4	.	1	.	.	.	.	
91	Anderson, Henry	6-0	.	4	4	.	.	.	.	1	1-37	.	.	
90	Mauro, Josh	6-0	1	2	3	1.0-3	1.0-3	.	1	.	.	.	.	
1E	Seals, Brent	1-0	1	2	3	.	.	.	.	.	.	.	.	
0B	Lyons, Wayne	2-0	2	1	3	.	.	.	1	.	.	.	.	
88	Montgomery, Ty	6-0	2	.	2	.	.	.	.	.	1-5	1	.	
25	Gaffney, Tyler	6-0	2	.	2	.	.	.	.	.	.	.	.	
2	Gatewood, Cory	6-0	.	2	2	.	.	.	.	.	.	.	.	
50	Underwood, Cole	2-0	2	.	2	.	.	.	.	.	.	.	.	
56	Gowan, Jacob	3-0	1	1	2	.	.	.	.	.	.	.	.	
96	Plantaric, Eddie	2-0	1	1	2	.	.	.	.	.	.	.	.	
TM	TEAM	3-0	1	.	1	1.0-6	1.0-6	.	.	.	.	1	.	
1I	Williamson, Jordan	6-0	1	.	1	.	.	.	.	.	.	.	.	
4	Terrell, Drew	6-0	1	.	1	.	.	.	.	.	.	.	.	
47	Muagututia, Myles	5-0	1	.	1	.	.	.	.	.	.	.	.	
82	Fleener, Coby	6-1	1	.	1	.	.	.	.	.	.	.	.	
Total		6	240	140	380	48-227	23-170	1-27	28	6	7-75	9	1	
Opponents		6	248	160	408	12-27	2-5	3-76	18	3	2-0	3	.	



INDIVIDUAL GAME HIGHS

Rushes	22	Taylor, Stepfan at Arizona (09-17-11)
Yards Rushing	153	Taylor, Stepfan at Arizona (09-17-11)
TD Rushes	2	Taylor, Stepfan vs San Jose State (Sep 03, 2011)
	2	Taylor, Stepfan vs UCLA (Oct 01, 2011)
Long Rush	49	Taylor, Stepfan at Arizona (09-17-11)
Pass attempts	36	Luck, Andrew at Washington State (Oct 15, 2011)
Pass completions	26	Luck, Andrew vs Colorado (Oct 08, 2011)
Yards Passing	370	Luck, Andrew vs Colorado (Oct 08, 2011)
TD Passes	4	Luck, Andrew at Duke (Sep 10, 2011)
	4	Luck, Andrew at Washington State (Oct 15, 2011)
Long Pass	62	Luck, Andrew at Washington State (Oct 15, 2011)
Receptions	7	Owusu, Chris vs San Jose State (Sep 03, 2011)
	7	Owusu, Chris at Duke (Sep 10, 2011)
	7	Whalen, Griff at Washington State (Oct 15, 2011)
Yards Receiving	128	Fleener, Coby at Washington State (Oct 15, 2011)
TD Receptions	2	Fleener, Coby at Duke (Sep 10, 2011)
	2	Fleener, Coby vs UCLA (Oct 01, 2011)
	2	Hewitt, Ryan vs Colorado (Oct 08, 2011)
	2	Toilolo, Levine at Washington State (Oct 15, 2011)
Long Reception	62	Fleener, Coby at Washington State (Oct 15, 2011)
Field Goals	3	Williamson, Jordan at Arizona (09-17-11)
Long Field Goal	45	Williamson, Jordan at Arizona (09-17-11)
Punts	4	Green, David vs San Jose State (Sep 03, 2011)
Punting Avg	53.5	Green, David at Duke (Sep 10, 2011)
Long Punt	55	Green, David at Duke (Sep 10, 2011)
Long Punt Return	42	Terrell, Drew vs San Jose State (Sep 03, 2011)
Long Kickoff Return	96	Montgomery, Ty at Washington State (Oct 15, 2011)
Tackles	11	Skov, Shayne at Duke (Sep 10, 2011)
Sacks	2.5	Thomas, Chase at Duke (Sep 10, 2011)
Tackles For Loss	3.5	Thomas, Chase at Duke (Sep 10, 2011)
Interceptions	1	Thomas, Michael vs Colorado (Oct 08, 2011)



**TEAM GAME HIGHS**

Rushes	41	vs UCLA (Oct 01, 2011)
Yards Rushing	242	at Arizona (09-17-11)
Yards Per Rush	6.8	at Duke (Sep 10, 2011)
TD Rushes	4	vs San Jose State (Sep 03, 2011)
Pass attempts	36	at Washington State (Oct 15, 2011)
Pass completions	27	vs Colorado (Oct 08, 2011)
Yards Passing	392	vs Colorado (Oct 08, 2011)
Yards Per Pass	11.2	vs Colorado (Oct 08, 2011)
TD Passes	4	at Duke (Sep 10, 2011)
	4	at Washington State (Oct 15, 2011)
Total Plays	71	vs San Jose State (Sep 03, 2011)
Total Offense	567	at Arizona (09-17-11)
Yards Per Play	8.4	at Duke (Sep 10, 2011)
Points	57	vs San Jose State (Sep 03, 2011)
Sacks By	6	at Duke (Sep 10, 2011)
	6	at Washington State (Oct 15, 2011)
First Downs	28	vs Colorado (Oct 08, 2011)
Penalties	7	vs UCLA (Oct 01, 2011)
Penalty Yards	80	vs UCLA (Oct 01, 2011)
Turnovers	2	vs Colorado (Oct 08, 2011)
	2	at Washington State (Oct 15, 2011)
Interceptions By	1	vs Colorado (Oct 08, 2011)

**OPPONENT INDIVIDUAL GAME HIGHS**

Rushes	12	Franklin, Johna, vs UCLA (Oct 01, 2011)
Yards Rushing	96	Franklin, Johna, vs UCLA (Oct 01, 2011)
TD Rushes	1	Boone, A, at Duke (Sep 10, 2011)
	1	Smith, Josh, vs UCLA (Oct 01, 2011)
	1	Winston, Carl, at Washington State (Oct 15, 2011)
	1	Lobbestael, M., at Washington State (Oct 15, 2011)
Long Rush	31	Antolin, K., at Arizona (09-17-11)
Pass attempts	33	Foles, N., at Arizona (09-17-11)
	33	Brehaut, Richar, vs UCLA (Oct 01, 2011)
Pass completions	24	Foles, N., at Arizona (09-17-11)
Yards Passing	239	Foles, N., at Arizona (09-17-11)
TD Passes	2	Brehaut, Richar, vs UCLA (Oct 01, 2011)
Long Pass	76	Hansen, Tyler, vs Colorado (Oct 08, 2011)
Receptions	8	Grigsby, Noel, vs San Jose State (Sep 03, 2011)
	8	Rosario, Nelson, vs UCLA (Oct 01, 2011)
Yards Receiving	98	Vernon, C, at Duke (Sep 10, 2011)
TD Receptions	2	Fauria, Joseph, vs UCLA (Oct 01, 2011)
Long Reception	76	Stewart, Rodney, vs Colorado (Oct 08, 2011)
Field Goals	1	Waid, Harrison, vs San Jose State (Sep 03, 2011)
	1	Salazar, J., at Arizona (09-17-11)
Long Field Goal	27	Salazar, J., at Arizona (09-17-11)
Punts	8	O'Neill, Darragh, vs Colorado (Oct 08, 2011)
Punting Avg	50.0	Dugandzic, K., at Arizona (09-17-11)
Long Punt	62	Dugandzic, K., at Arizona (09-17-11)
Long Punt Return	17	Butler, Lee, at Duke (Sep 10, 2011)
Long Kickoff Return	50	Barton, Isiah, at Washington State (Oct 15, 2011)
Tackles	16	Flowers, M., at Arizona (09-17-11)
Sacks	2.0	Anunike, K, at Duke (Sep 10, 2011)
Tackles For Loss	2.0	Anunike, K, at Duke (Sep 10, 2011)
Interceptions	1	Butler, Lee, at Duke (Sep 10, 2011)
	1	Smith, Terrel, vs Colorado (Oct 08, 2011)
	1	Horton, Damante, at Washington State (Oct 15, 2011)



### Stanford Miscellaneous Statistics

#### 2011 Game-by-Game Starters

Offense	WR	LT	LG	C	RG	RT	TE	QB	RB	FB	WR
SJSU	Owusu	Martin	Yankey	Schwartzstein	DeCastro	Fleming	Toilolo	Luck	Taylor	Hewitt	G. Whalen
at Duke	Osusu	Martin	Yankey	Schwartzstein	DeCastro	Fleming	Toilolo	Luck	Taylor	Hewitt	G. Whalen
at Arizona	Ertz (te)	Martin	Yankey	Schwartzstein	DeCastro	Fleming	Toilolo	Luck	Taylor	Hewitt	Fleener (te)
UCLA	Owusu	Martin	Yankey	Schwartzstein	DeCastro	Fleming	Toilolo	Luck	Taylor	Meinken	G. Whalen
Colorado	Owusu	Martin	Yankey	Schwartzstein	DeCastro	Fleming	Toilolo	Luck	Taylor	Hewitt	Ertz (te)
at WSU	Owusu	Martin	Yankey	Schwartzstein	DeCastro	Fleming	Ertz (te)	Luck	Taylor	Hewitt	G. Whalen

Defense	DE/S	DE	DE	LB	LB	LB	CB	CB	SS	LB	FS
SJSU	Stephens	Gardner	Masifilo	C.Thomas	Murphy	Bergen	Bademosi	Browning	Howell	Skov	M.Thomas
at Duke	Carrington (s)	Gardner	Masifilo	C.Thomas	Murphy	Bergen	Bademosi	Browning	Howell	Skov	M.Thomas
at AZ	Carrington (s)	Gardner	Masifilo	C. Thomas	Murphy	Bergen	Bademosi	Browning	Howell	Skov	M. Thomas
UCLA	Stephens	Gardner	Masifilo	C.Thomas	Murphy	Bergen	Bademosi	Brown	Howell	Lancaster	M. Thomas
Colorado	Stephens	Gardner	Masifilo	C.Thomas	Murphy	Bergen	Bademosi	Brown	Howell	Lancaster	M. Thomas
at WSU	Carrington (s)	Gardner	Masifilo	C. Thomas	Murphy	Tarpley	Bademosi	Brown	Howell	Lancaster	M. Thomas

Defense	PK	P	LS
SJSU	Williamson	Green	Fowler
at Duke	Williamson	Green	Fowler
at AZ	Williamson	Green	Fowler
UCLA	Williamson	Green	Fowler
Colorado	Williamson	Green	Fowler
at WSU	Williamson	Green	Fowler

#### Game-by-Game Team Statistics

	Rushing (No.-Yds.-TD)	Passing (C-A-Yds.-TD/Int)	Total Offense (Plays-Yds.)	First Downs (Tot-R-Pa-Pn)	Fumbles (No.-Lost)	Time of Possession (Min.-Sec.)
<b>#6/7 Stanford</b> San Jose St.	40-141-4 32-27-0	22-31-232-3/0 17-33-210-0/0	71-373 65-237	21-8-11-2 12-1-10-1	0 1	34:30 25:30
<b>#6/6 Stanford</b> at Duke	30-205-2 33-30-1	21-30-299-4/1 28-39-305-0/0	60-504 72-335	24-10-13-1 17-2-15-0	0 1	25:36 34:24
<b>#6/6 Stanford</b> at Arizona	39-242-2 23-51-0	20-31-325-2/0 28-39-282-1/0	70-567 62-333	24-7-15-2 19-6-12-1	0 0	35:48 24:12
<b>#4/6 Stanford</b> UCLA	41-202-3 29-141-1	24-28-240-3/0 18-33-202-2/0	69-442 62-343	24-13-10-1 19-6-11-2	0 2	34:17 25:43
<b>#4/7 Stanford</b> Colorado	35-161-3 27-60-0	27-35-392-3/1 16-30-204-1/1	70-553 57-264	28-8-19-1 11-3-7-1	1 0	31:26 28:34
<b>#5/7 Stanford</b> at Washington State	30-139-1 28-48-2	23-36-336-4/1 24-39-209-0/0	66-475 67-257	21-6-15-0 17-5-10-2	1 1	29:15 30:45

#### Individual Game-by-Game Statistics

Rushing (No.-Yds.-TD)	Taylor	Gaffney	Stewart	Wilkerson	Luck
San Jose State	18-61-2	5-23-1	3-17-0	8-14-0	2-9-1
at Duke	14-75-0	2-5-1	2-33-1	3-20-0	3-2-0
at Arizona	22-153-0	3-13-0	6-15-0	2-28-1	3-36-0
UCLA	17-112-2	6-30-1	1-2-0	7-26-0	3-11-0
Colorado	13-58-1	9-61-1	4-12-1	3-21-0	1-2-0
at Washington State	17-100-0	1-3-0	5-11-1	6-25-0	1-0-0

Passing (Comp.-Att.-Yds.-TD/Int.)	Luck	Nottingham	Picazo
San Jose State	17-26-171-2/0	2-2-46-1/0	3-3-15-0/0
at Duke	20-28-290-4/1	1-2-9-0/0	--
at Arizona	20-31-325-2/0	--	--
UCLA	23-27-227-3/0	0-0-0-0/0	--
Colorado	26-33-370-3/1	1-2-22-0/0	--
at Washington State	23-36-336-4/1	--	--

Receiving (No.-Yds.-TD)	Owusu	G. Whalen	Montgomery	Fleener	Ertz	Toilolo	Hewitt
San Jose State	7-76-0	1-15-0	1-9-0	3-53-1	2-25-1	0-0-0	2-15-1
at Duke	7-106-1	2-31-0	0-0-0	2-63-2	3-44-1	0-0-0	2-19-0
at Arizona	2-45-0	3-26-0	0-0-0	1-20-0	4-58-1	4-102-1	5-71-0
UCLA	6-48-1	3-29-0	0-0-0	4-78-2	2-22-0	0-0-0	2-10-0
Colorado	3-34-0	4-92-1	0-0-0	2-41-0	4-78-0	2-37-0	4-28-2
at Washington State	0-0-0	7-76-0	0-0-0	4-128-1	5-52-0	2-36-2	0-0-0



**Tackles--Defensive Linemen and Linebackers**

(UT-AT-TT) (sack)	Skov	Bergen	C. Thomas	Murphy	Stephens	Masifilo	Gardner	Lancaster	Tarpley
San Jose State	5-2-7	3-3-6	2-1-3 (1.0)	1-4-5 (0.5)	0-0-0	0-2-2	2-1-3 (0.5)	0-0-0	2-1-3
at Duke	6-5-11 (1.5)	0-5-5	4-2-6 (2.5)	1-3-4 (0.5)	1-3-4 (0.5)	0-2-2	1-1-2 (1.0)	4-3-7	4-3-7
at Arizona	1-0-1	3-0-3 (1.0)	2-1-3	3-0-3 (1.0)	0-0-0	0-0-0	2-1-3 (1.0)	4-1-5	3-0-3
UCLA	inj	2-3-5	2-1-3 (1.0)	2-0-2	1-0-1	2-2-4	1-1-2	5-2-7	1-2-3
Colorado	inj	0-2-2 (0.5)	3-2-5 (0.5)	2-1-3 (0.5)	0-0-0	2-0-2	3-1-4	0-1-1	1-2-3 (0.5)
at Washington State	inj	3-1-4	4-1-5 (0.5)	0-1-1 (0.5)	0-0-0	0-2-2 (0.5)	3-0-3	3-0-3 (1.0)	0-1-1

**Tackles--Defensive Backs and Safeties**

(UT-AT-TT) (int)	Bademosi	Howell	Browning	Carrington	M. Thomas	Brown
San Jose State	3-1-4	3-1-4	1-3-4	3-0-3	2-1-3	1-1-2
at Duke	4-1-5	2-3-5	0-4-4	0-2-2	3-3-6	0-2-2
at Arizona	3-0-3	5-0-5	3-0-3	7-0-7	3-1-4	0-0-0
UCLA	5-0-5	1-0-1	inj	1-0-1	3-2-5	7-0-7
Colorado	3-2-5	3-3-6	2-0-2	1-1-2	3-1-4 (1)	4-0-4
at Washington State	5-0-5	3-1-4	3-0-3	2-2-4	4-0-4	3-0-3

**Turnovers**

Opponent	Fumbles			Giveaways			Differential	Takeaways Result
	Fmb	Int	Total	Fmb	Int	Total		
San Jose State	1	0	1	0	0	0	+1	W 57-3
at Duke	1	0	1	0	0	0	+1	W 44-14
at Arizona	0	0	0	0	0	0	--	W 37-10
UCLA	2	0	2	0	0	0	+2	W 45-19
Colorado	1	1	2	0	1	1	-1	W 48-7
at Washington State	1	1	2	1	0	1	-1	W 44-14

**Miscellaneous Statistics**

**Third Down Conversions**

Player	1st	TD	No.
Taylor	4	3	7
Hewitt	7	1	8
Ertz	4	1	4
Whalen	4	0	4
Toilolo	3	0	3
Fleener	3	1	3
Terrell	2	0	2
Luck	2	0	2
Stewart	3	1	3
Owusu	1	0	1
Wilkerson	1	0	1
Gatewood	1	0	1
<b>Totals</b>	<b>35</b>	<b>7</b>	<b>39</b>

(rush 14, receptions-25)

**Fourth Down Conversions**

Player	1st	TD	No.
Taylor	2	0	2
Hewitt	2	0	2
Ertz	1	1	1
Wilkerson	1	1	1
Gaffney	0	1	1
Stewart	1	2	2
<b>Totals</b>	<b>7</b>	<b>5</b>	<b>9</b>

(rush 8, receptions 1)

**First Downs Earned**

Player	Rush	Rec.	Tot.
Taylor	21	5	26
Whalen	0	16	16
Ertz	0	16	16
Hewitt	6	8	14
Owusu	0	12	12
Fleener	0	10	10
Gaffney	7	1	8
Toilolo	0	7	7
Wilkerson	6	0	6
Stewart	4	3	7
Luck	3	1	4
Terrell	2	0	2
Seale	2	0	2
Meinken	2	0	2
Patterson	0	1	1
Gatewood	0	1	1
Nottingham	1	0	1
<b>Totals</b>	<b>52</b>	<b>83</b>	<b>135</b>

**Stanford's Longest Plays**

**Runs (more than 30 yards)**

49 yards, Taylor at Arizona  
 40 yards, Meinken at Duke  
 30 yards, Stewart at Duke, TD  
 31 yards, Taylor at WSU

**Passes (35 or more yards)**

62 yards, Luck to Fleener, at WSU  
 60 yards, Luck to Fleener at Duke, TD  
 51 yards, Luck to Fleener, UCLA, TD  
 43 yards, Luck to Owusu at Duke  
 39 yards, Luck to Owusu, at Arizona  
 39 yards, Luck to Toilolo, at Arizona  
 39 yards, Nottingham to Fleener v. SJSU, TD  
 37 yards, Luck to Fleener, Colorado

**Blocked FG Return**

75 yards, Bergen, Colorado TD

**Kickoff Returns (30 or more yards)**

96 yards, Montgomery at WSU, TD  
 59 yards, Owusu v. San Jose State  
 38 yards, Montgomery v. UCLA

**Punt Returns (20 or more yards)**

42 yards, Terrell v. San Jose State  
 31 yards, Terrell v. Colorado  
 20 yards, Terrell v. San Jose State

**Interception Returns (30+)**

none

**Fumble Returns (30 or more yards)**

37 yards, H. Anderson v. San Jose State  
 33 yards, M. Thomas at WSU



**Stanford in the Red Zone**

Date	Opponent	Score	Times In RZ	Times Scored	Total Pts	Rush			FGs	Failed to score inside RZ						
						TDs	TDs	TDs	Made	FGA	Down	Int	Fumb	Half	Game	
Sep 03, 2011	SAN JOSE STATE	W 57-3	8	8	48	6	4	2	2	0	0	0	0	0	0	0
Sep 10, 2011	at Duke	W 44-14	4	4	28	4	1	3	0	0	0	0	0	0	0	0
09-17-11	at Arizona	W 37-10	4	4	20	2	1	1	2	0	0	0	0	0	0	0
Oct 01, 2011	UCLA	W 45-19	6	6	38	5	3	2	1	0	0	0	0	0	0	0
Oct 08, 2011	COLORADO	W 48-7	5	5	34	5	3	2	0	0	0	0	0	0	0	0
Oct 15, 2011	at Washington State	W 44-14	4	4	24	3	1	2	1	0	0	0	0	0	0	0
Totals			31	31	192	25	13	12	6	0	0	0	0	0	0	0
31 of 31 (100.0%)																

**Opponents in the Red Zone**

Date	Opponent	Score	Times In RZ	Times Scored	Total Pts	Rush			FGs	Failed to score inside RZ						
						TDs	TDs	TDs	Made	FGA	Down	Int	Fumb	Half	Game	
Sep 03, 2011	SAN JOSE STATE	W 57-3	2	1	3	0	0	0	1	1	0	0	0	0	0	0
Sep 10, 2011	at Duke	W 44-14	3	1	7	1	1	0	0	1	1	0	0	0	0	0
09-17-11	at Arizona	W 37-10	3	2	10	1	0	1	1	1	0	0	0	0	0	0
Oct 01, 2011	UCLA	W 45-19	4	3	19	3	1	2	0	0	1	0	0	0	0	0
Oct 08, 2011	COLORADO	W 48-7	2	1	7	1	0	1	0	1	0	0	0	0	0	0
Oct 15, 2011	at Washington State	W 44-14	3	2	14	2	2	0	0	0	1	0	0	0	0	0
Totals			17	10	60	8	4	4	2	4	3	0	0	0	0	0
10 of 17 (58.8%)																



**Last Time it Happened...**

**Stanford Team...**

Shutout an opponent at home.....vs. Oregon State, 2010 (38-0)  
 Shutout an opponent on road..... at Washington, 2010 (41-0)  
 ..... at UCLA, 2010 (35-0)  
 ..... Prior: 1974  
 Two Road Shutouts in a Season..... at UCLA, 2010 (35-0)  
 ..... at Washington, 2010 (41-0)  
 ..... Prior: 1968 (at Pacific, at Cal)  
 Three Shutouts in a Season ..... at UCLA, 2010 (35-0)  
 Shutout in First Quarter ..... at Oregon State, 2009 (14-0?)  
 2+ Conference Shutouts ..... at Washington, 2010 (41-0)  
 ..... Oregon State (38-0)  
 ..... Prior: 1969 (Oregon, Washington St., at Oregon State)  
 Overtime game .....vs. UCLA, 2005 (L, 30-27)  
**Last Sellout.....v. Colorado, 2011 (6 times since renovation)**  
**300+ yards passing..... 336 at Wazzu, 2011**  
 400+ yards passing..... 434 at Arizona, 2009  
 500+ yards passing..... 581 vs. Arizona State, 1981  
 300+ yards rushing ..... 303 v. Wake Forest, 2010  
 400+ yards rushing .....439 at Oregon State, 1981  
**500+ yards total offense.....553 Colorado, 2011**  
 600+ yards total offense..... 614 vs. San Jose State, 2000  
**Had 5.0 sacks in a game..... 6.0 at Wazzu, 2011**  
 Beat a Top 20 team at home .....vs. No. 7 Oregon (51-42), 2009  
 Beat a Top 15 team at home .....No. 13 Arizona (42-17), 2010  
 Beat a Top 10 team at home .....vs. No. 7 Oregon (51-42), 2009  
 Beat a Top 5 team at home .....vs. No. 4 UCLA (38-28), 2001  
 Beat a Top 20 team on the road .....at No. 11 USC (55-21), 2009  
 Beat a Top 15 team on the road .....at No. 11 USC (55-21), 2009  
 Beat a Top 10 team on the road .....at No. 2 USC (24-23), 2007  
 Beat a Top 5 team on the road .....at No. 2 USC (24-23), 2007  
 Two-straight games over 50 points ..... Oregon (51), at USC (55), 2009  
 Scored 60 Points ..... 68 v. Wake Forest, 2010  
 Forced 5 turnovers .....5 vs. Washington State, 2008  
 Had three interceptions .....3 v. Oregon State, 2010  
**Had 0 turnovers..... UCLA, Arizona, SJSU, 2011**  
 30+ Points in the First Half ..... 41 v. Wake Forest, 2010  
 ..... 38, v. Sacramento State, 2010

**Individual Rushing...**

Four touchdowns one game ..... Stepfan Taylor v. Arizona, 2010  
 ..... Toby Gerhart v. Cal, 2009  
 Rushed for 200+ yards ..... 205, Toby Gerhart vs. Notre Dame, 2009  
 Had a run of 50+ yards ..... 60, Jeremy Stewart v. Virginia Tech, 2011  
 Had a run of 75+ yards .....83, Anthony Kimble at Washington, 2008  
 Had 30+ rushing attempts .....32, Toby Gerhart vs. Oklahoma, 2009  
 Two 100-yard rushers, same game .....  
 ..... Toby Gerhart (116) and Anthony Kimble (110) vs. Arizona, 2008

**Individual Passing...**

**Passed for 300+ yards ..... 336, Luck at Wazzu, 2011**  
 Passed for 350+ yards ..... 423, Andrew Luck at Arizona, 2009  
 Passed for 400+ yards ..... 423, Andrew Luck at Arizona, 2009  
 Had 30+ completions ..... 37, Steve Stenstrom at Notre Dame, 1994  
 Had 50+ attempts .....59, T.C. Ostrander vs. UCLA, 2007  
**Completed a pass of 50+ yards.....**  
**..... 62, Luck to Fleener, at Wazzu, 2011**  
 Completed a pass of 75+ yards.....  
 .....81 yards, Luck to Baldwin (TD), v. Sacramento St., 2010  
**Had 4+ TD passes**  
**.....4, Andrew Luck at Wazzu, 2011**  
**..... (sixth time in career)\*\***  
**Interception Returned for a TD by Opponent**  
**.....at Duke (from Luck), 2011**  
 Last non-quarterback to throw a TD  
 ..... Gerhart to R. Whalen, v. Notre Dame, 2009

**Individual Receiving...**

Caught 10+ passes ..... 12, Mark Bradford at Washington State, 2007  
**Had 100+ yards receiving**  
**..... 128 Fleener, at Wazzu, 2011**  
**..... 102, Toilolo at Arizona, 2011**  
**.....104, Owusu at Duke, 2011**  
 Had 150+ yards receiving ..... 173, Fleener v. Virginia Tech, 2011

**Individual Defender...**

Had 15+ tackles..... 15, Shayne Skov vs. Oklahoma, 2009  
 Had 20+ tackles..... 27, Dave Wyman at California, 1986  
 Had 2+ interceptions..... 2, Delano Howell vs. Washington, 2009  
 Had 3+ sacks.....3, Skov v. Virginia Tech, 2011  
 Interception return for TD..... Richard Sherman vs. USC, 2009  
 Fumble return for TD..... Michael Thomas at UCLA, 2010  
**Stanford recorded a safety.....San Jose State, 2011**

Held to 25 yards or less Rushing ..... at UW, 2010 (19)  
 Held to 150 yards Total Offense.....at UW, 2010 (107)

**Special Teams Player...**

Kickoff return for TD..... Chris Owusu (91 TD) vs. Washington, 2009  
 Opening kickoff return for TD.....  
 ..... Chris Owusu (91 TD) vs. Washington, 2009  
 Punt return for TD.....Richard Sherman (48 yds) v. SJSU, 2009  
**Blocked FG for a TD ..... Max Bergen (75 yards) Colorado, 2011**  
 Blocked punt for TD .....  
 ..... Richard Sherman (Mark Mueller block) at TCU (29), 2008  
 Blocked a punt ..... Austin Yancy v. Oregon State, 2010  
**Blocked a field goal .....Max Bergen, Colorado, 2011**  
 50-yard field goal ..... Nate Whitaker at Wake Forest (54), 2009  
 Blocked a PAT .....Pannel Egboh at USC, 2007  
 Scored a TD on a fake field goal.....Bo McNally at Oregon, 2008  
 Game-winning kick .....N. Whitaker v. USC, 2010 (30 yards)

**Other...**

Player Scored a TD on Offense and Defense.....  
 ..... Marecic at ND, 2010  
 ..... (Rush TD followed 13 seconds by INT TD)

**Pass Caught by a Stanford QB.....Whalen to Luck, UCLA, 2011**

Fourth Quarter Comebacks ..... at Arizona State, 2010  
 .....(trailed 13-10 to begin quarter, one-yard Marecic TD 5:14)  
 ..... v. USC, 2010  
 .....(trailed 35-34 with 1:08 left, Whitaker GW 30-yd FG)



Stanford Team in the Rankings

Offense	Pac-12	NCAA
Scoring (45.8 ppg)	2nd	5th
Passing (304.0 ypg)	3rd	14th
Pass Efficiency (181.6)	1st	4th
Rushing (181.7 ypg)	3rd	42nd
Total Offense (485.7 ypg)	2nd	16th
Fumbles (2)	1st	

Defense	Pac-12	NCAA
Defense (11.2 ppg)	1st	5th
Pass Defense (235.3 ypg)	5th	81st
Pass Eff. Defense (122.44)	4th	47th
Rush Defense (59.5 ypg)	1st	2nd
Total Defense (294.8 ypg)	1st	14th
Sacks (3.8 pg)	1st	
Tackles for Loss (8.0 pg)	1st	
Interceptions (1)	12th	
Fumbles Recovered (7)	2nd	

Special Teams	Pac-12	NCAA
KO Returns (26.7 ypr)	1st	9th
Punt Returns (11.8 yppr)	3rd	23rd
Net Punting (36.0)	8th	78th

Individuals in the Rankings

Item	Pac-10	NCAA
Field Goals		
Williamson (1.3 pg)	5th	34th
Completions		
Luck (21.5 pg)	5th	
Pass Efficiency		
Luck (180.55)	1st	3rd
Points Responsible		
Luck (19.0 ppg)	3rd	
Punt Return		
Terrell (13.0 yppr)	3rd	17th
Rushing		
Taylor (93.2 ypg)	4th	41st
Scoring		
Williamson (9.5 ppg)	2nd	18th
Total Offense		
Luck (296.5 ypg)	3rd	22nd
Tackles for Loss		
C. Thomas (1.3 pg)	3rd	37th
Gardner (1.1 pg)	5th	67th
Sacks		
C. Thomas (0.9 pg)	1st	8th
Murphy (0.5 pg)	8th	80th
Passes Defended		
Bademosi (0.8 pg)	10th	
Forced Fumbles		
C. Thomas (0.5 pg)	2nd	
Bademosi (0.3 pg)	4th	

Field Goals--Game-by-Game (makes)

Player	SJSU	@Duke	@AZ	UCLA	Colo	at WSU
Williamson	(23), (37)	(40)	(20), (45), (33)	(23)	47	(23)

Field Goals by Distance

Player	0-19	20-29	30-39	40-49	50+	Total	PATs
Williamson	--	4-4	2-2	2-3	--	8-9	33-35

Stanford Scoring Drives

Game	Q	Time / Scoring / Play	Drive
SJSU	1 / 3-0	8:51 / Williamson 23-yd field goal (good)	11 - 49 yds - 4:37
W 57-3	1 / 10-0	0:57 / Luck --> Ertz 13-yd TD (Williamson PAT good)	9 - 70 yds - 4:24
	2 / 17-0	14:55 / Luck --> Ertz 13-yd TD (Williamson PAT gd)	1 - 13 yds - 0:05
	2 / 20-0	9:48 / Williamson 37-yd field goal (good)	4 - 8 yds - 1:24
	2 / 27-0	2:25 / Luck --> Hewitt 2-yd TD (Williamson PAT gd)	3 - 1 yds - 1:32
	3 / 36-3	6:08 / Taylor 3-yd rush TD (Williamson PAT gd)	14 - 71 yds - 7:02
	3 / 43-3	2:07 / Taylor 1-yd rush TD (Williamson PAT gd)	7 - 44 yds - 3:04
	4 / 50-3	10:02 / Gaffney 16-yd rush TD (Williamson PAT gd)	9 - 57 yds - 4:42
	4 / 57-3	9:04 / Nottingham --> Fleener 39-yd TD (Will. PAT gd)	1 - 39 yds - 0:10

at Duke	1 / 7-0	10:01 / Luck --> Fleener 3-yd TD (Williamson PAT gd)	9 - 85 yds - 4:59
W 44-14	2 / 10-0	12:01 / Williamson 40-yd field goal	8 - 51 yds - 3:35
	2 / 17-7	0:39 / Luck --> Owusu 10-yd TD (Williamson PAT gd)	4 - 59 yds - 0:38
	3 / 24-7	6:41 / Luck --> Fleener 60-yd TD (Williamson PAT gd)	7 - 86 yds - 3:36
	3 / 30-7	4:06 / Stewart 30-yd rush TD (William. PAT no good)	3 - 39 yds - 1:28
	4 / 37-7	14:56 / Luck --> Ertz 3-yd TD (Williamson PAT good)	5 - 32 yds - 1:46
	4 / 44-7	8:00 / Gaffney 1-yd rush TD (Williamson PAT good)	5 - 65 yds - 2:58

at Arizona	1 / 3-0	6:11 / Williamson 20-yd field goal	9 - 57 yds - 3:29
W 37-10	1 / 10-0	1:59 / Wilkerson 24-yd rush (Williamson PAT gd)	5 - 72 yds - 2:08
	2 / 13-3	9:42 / Williamson 45-yd field goal	9 - 64 yds - 4:26
	2 / 16-10	1:24 / Williamson 33-yd field goal	10 - 65 yds - 4:35
	3 / 23-10	6:22 / Luck --> Ertz 16-yd pass (Williamson PAT gd)	7 - 81 yds - 3:26
	4 / 30-10	14:45 / Luck --> Toilolo 34-yd pass (Williamson PAT gd)	8 - 80 yds - 3:00
	4 / 37-10	4:27 / Stewart 2-yd rush TD (Williamson PAT gd)	12 - 91 yds - 6:55

UCLA	1 / 7-0	0:09 / Luck --> Fleener 18-yd pass (Williamson PAT)	16 - 99 yds - 8:08
W 45-19	2 / 14-0	9:19 / Taylor 2-yd rush TD (Williamson PAT)	8 - 43 yds - 4:03
	2 / 17-0	2:37 / Williamson 23-yard FG	10 - 60 yds - 5:39
	3 / 24-7	14:15 / Luck --> Fleener 51-yard pass (Williamson PAT)	2 - 60 yds - :35
	3 / 31-13	2:43 / Gaffney 16-yard rush TD (Williamson PAT)	4 - 34 yds - 1:42
	4 / 38-19	10:22 / Taylor 1-yd rush TD (Williamson PAT)	8 - 59 yds - 2:56
	4 / 45-19	1:51 / Luck --> Owusu 5-yd TD (Williamson PAT)	12 - 59 yds - 6:28

Colorado	1 / 7-0	11:01 / Bergen blocked FG and 75-yard run TD (Williamson PAT)	--
W 48-7	2 / 13-0	5:33 / Taylor 1-yd rush TD (William. no good)	9 - 78 yds - 3:49
	2 / 20-7	6:48 / Stewart 1-yd rush TD (Williamson PAT)	7 - 53 yds - 2:49
	2 / 27-7	2:07 / Luck --> Hewitt 1-yd pass TD (Williamson PAT)	4 - 77 yds - 4:19
	3 / 34-7	11:03 / Luck --> Hewitt 10-yd pass TD (Williamson PAT)	6 - 37 yds - 2:21
	3 / 41-7	2:03 / Gaffney 1-yard rush TD (Williamson PAT)	14 - 84 yds - 6:41
	4 / 48-7	11:02 / Luck --> Whalen 30-yd pass (Williamson PAT)	9 - 70 yds - 3:45

at Wazzu	1 / 3-0	1:34 / Williamson 23-yd field goal	8 - 67 yds - 3:28
W 44-14	2 / 10-0	8:41 / Stewart 1-yd rush TD (Williamson PAT)	7 - 20 yds - 4:01
	3 / 17-7	10:58 / Luck --> Toilolo 10-yd pass (Williamson PAT)	4 - 85 yds - 1:48
	3 / 24-7	1:18 / Luck --> Toilolo 26-yd pass (Williamson PAT)	8 - 62 yds - 3:15
	4 / 31-7	13:52 / Luck --> Taylor 8-yd pass (Williamson PAT)	6 - 58 yds - 2:06
	4 / 38-7	4:26 / Luck --> Fleener 28-yd pass (Williamson PAT)	12 - 91 yds - 6:05
	4 / 44-14	0:00 / Montgomery 96-yard KO return (no PAT)	--

