

# 2017 AZTEC SOFTBALL



Asst. Athletic Director - Media Relations (Softball Contact): Jamie McConeghy | jmcconeg@mail.sdsu.edu | C: (607) 435-5577 | O: (619) 594-4348 | @McConeghySDSU

## WEEK 14 - ROAD SERIES AT NEVADA - RENO, NEV.

SDSU (29-17, 13-8 MW) at Nevada (27-21, 12-9 MW)

Thursday: 4 p.m. PT

Friday: 4 p.m. PT\*

Saturday: Noon PT\*

\*Mountain West Network



### SDSU Softball Wraps Up Regular Season at Nevada for Weekend Series

The San Diego State softball team wraps up its regular-season schedule with a weekend series with Nevada in Reno. Still alive in the Mountain West race, the Aztecs (29-17, 13-8 MW) will play the Wolf Pack (27-21, 12-9 MW) at 4 p.m. PT Thursday, 4 p.m. PT Friday and noon PT Saturday. The final two games of the series will be broadcast on the Mountain West Network.

SDSU trails San José State by two games heading into the final weekend of MW play and will have to win two more games than the Spartans (15-6 MW) to earn the league's automatic bid into the NCAA tournament. San Diego State, which has a league-record seven MW titles, needs to either sweep Nevada and have SJSU lose at least twice at UNLV, or win two of three and have San Jose State lose all three with the Rebels. The Aztecs own the tiebreaker with the Spartans after winning the series from March 31-April 2. Fresno State (12-8) is the only other team that has a chance for the league title, but would need a lot of help to win its third straight MW championship. Should SDSU not win the auto bid to the tournament, it will wait for a possible at-large bid on the NCAA Selection Show (7 p.m. PT Sunday on ESPN2).

San Diego State continues its torrid offensive pace as it ranks first in the country in batting average (.352), eighth in scoring (6.43) and slugging percentage (.516), 11th in on-base percentage (.415), 22nd in doubles per game (0.37) and 36th in home runs per game (0.91). The Aztecs could go hitless in their next 192 at-bats (0-for-192) and still break its 2015 single-season batting average record of .310.

SDSU currently has four players ranked in the top 13 in the school's single-season history in batting average, led by junior Jenavee Peres (Garden Grove, Calif.) (.443, 51 R, 14 HR, 53 RBI) in first, junior Zaria Meshack (Vallejo, Calif.) (.401, 31 R) in fifth, senior Sydnee Cable (Huntington Beach, Calif.) (.391, 6 HR, 42 RBI) in seventh and sophomore Molly Sturdivant (Santa Ana, Calif.) (.381, 8 HR, 41 RBI) in 13th.

Senior Erica Romero (Corona, Calif.) (10-5, 3.19 ERA, 98.2 IP) leads a balanced San Diego State pitching staff, while freshman Marissa Moreno (Torrance, Calif.) (11-5, 3.54 ERA, 89.0 IP) and junior Alex Formby (Orange, Calif.) (6-4, 3.85 ERA, 72.2 IP, 5 SV) have also logged at least 70 innings in the circle.

### PROJECTED LINEUP (2017 Statistics)

| POS. | NO. | NAME             | YR. | B/T | HOMETOWN                 | GP-GS | AVG. | HR | RBI | R  | 2B | 3B | OB%  | SLG% | SB-ATT | FLD% |
|------|-----|------------------|-----|-----|--------------------------|-------|------|----|-----|----|----|----|------|------|--------|------|
| C    | 43  | Jenavee Peres    | Jr. | R/R | Garden Grove, Calif.     | 45-45 | .443 | 14 | 53  | 51 | 9  | 2  | .482 | .812 | 4-6    | .981 |
| 1B   | 26  | Sydnee Cable     | Sr. | L/L | Huntington Beach, Calif. | 44-40 | .391 | 6  | 42  | 20 | 8  | 1  | .413 | .609 | 0-1    | .985 |
| 3B   | 31  | Molly Sturdivant | So. | R/R | Santa Ana, Calif.        | 42-42 | .381 | 8  | 41  | 23 | 12 | 0  | .471 | .667 | 0-0    | .944 |
| 2B   | 11  | Katie Byrd       | So. | R/R | Santee, Calif.           | 43-43 | .358 | 3  | 33  | 38 | 15 | 0  | .416 | .520 | 2-3    | .950 |
| SS   | 20  | Shelby Thompson  | Fr. | R/R | Benicia, Calif.          | 46-46 | .325 | 6  | 27  | 24 | 4  | 2  | .435 | .537 | 6-6    | .965 |
| DP   | 28  | Frankie Orlando  | Sr. | R/R | Roseville, Calif.        | 32-21 | .329 | 0  | 11  | 6  | 3  | 0  | .364 | .370 | 0-0    | .978 |
| RF   | 57  | Jaylene Ignacio  | Sr. | R/R | Oceanside, Calif.        | 46-44 | .315 | 2  | 26  | 23 | 8  | 0  | .341 | .427 | 0-1    | .963 |
| CF   | 2   | Zaria Meshack    | Jr. | L/R | Vallejo, Calif.          | 46-45 | .401 | 0  | 8   | 31 | 2  | 0  | .446 | .416 | 4-6    | .981 |
| LF   | 1   | Megan Smith      | Fr. | L/R | Valencia, Calif.         | 32-6  | .250 | 0  | 3   | 15 | 0  | 0  | .357 | .250 | 1-1    | .786 |

### PITCHERS (2017 Statistics)

| POS. | NO. | NAME           | YR. | HOMETOWN         | W-L  | G/GS  | SV | ERA  | IP   | K  | CG | SHO | K:BB | WHIP | OBA  |
|------|-----|----------------|-----|------------------|------|-------|----|------|------|----|----|-----|------|------|------|
| RHP  | 16  | Erica Romero   | Sr. | Corona, Calif.   | 10-5 | 29/18 | 1  | 3.19 | 98.2 | 55 | 2  | 2.0 | 4.23 | 1.50 | .324 |
| RHP  | 33  | Marissa Moreno | Fr. | Torrance, Calif. | 11-5 | 24/14 | 1  | 3.54 | 89.0 | 55 | 3  | 0.5 | 3.24 | 1.49 | .302 |
| RHP  | 19  | Alex Formby    | Jr. | Orange, Calif.   | 6-4  | 26/5  | 5  | 3.85 | 72.2 | 42 | 2  | 0.5 | 1.75 | 1.50 | .291 |
| RHP  | 10  | Julie McDonald | So. | Carlsbad, Calif. | 2-3  | 17/9  | 1  | 4.20 | 40.0 | 17 | 0  | 2.0 | 0.85 | 1.78 | .321 |

### WEEKEND INFORMATION

Name ..... San Diego State at UNLV | Three-Game Series  
 Place ..... Christina M. Hixson Softball Park - Reno, Nev.  
 Live Stats ..... www.GoAztecs.com  
 Live Video ..... Mountain West Network (Saturday-Sunday)  
 ..... www.GoAztecs.com/videos

### AZTECS AT A GLANCE

Overall Record: 29-17 (.630) Home Record: 16-7 (.696)  
 USA Today/NFCA Rank: NR Away Record: 4-7 (.364)  
 ESPN.com/USA Softball Rank: NR Neutral Record: 9-3 (.750)  
 NCAA RPI: 40th of 295 teams Last 5 Games: 4-1 (.800)  
 MW Record: 13-8 (.619) Last 10 Games: 7-3 (.700)  
 MW Standing: 2nd of 9 teams vs. Top 5: 0-1 (.000)  
 Non-MW Record: 16-9 (.640) vs. Top 10: 0-3 (.000)  
 vs. '16 NCAA Tourney Teams: 8-9 (.471) vs. Top 25: 1-4 (.200)

### 2017 SDSU SINGLE-SEASON RECORDS

| Aztec             | Record                 | Stat | No. 2 |
|-------------------|------------------------|------|-------|
| Jenavee Peres (2) | Batting Avg.           | .443 | .429  |
|                   | Sacrifice Flies (tied) | 5    | 5     |

### CLIMBING THE SDSU SINGLE-SEASON CHARTS

| Aztec            | Milestone                    | At | Needs |
|------------------|------------------------------|----|-------|
| Katie Byrd       | 41 runs (T-4th at SDSU)      | 38 | 3     |
| Alex Formby      | 6 saves (T-1st at SDSU)      | 5  | 1     |
| Jenavee Peres    | 15 home runs (T-5th at SDSU) | 14 | 1     |
|                  | 70 hits (T-6th at SDSU)      | 66 | 4     |
| Molly Sturdivant | 13 doubles (T-9th at SDSU)   | 12 | 1     |
|                  | 9 home runs (T-10th at SDSU) | 8  | 1     |

### ACTIVE SDSU CAREER RECORDS

| Aztec                | Record                 | Stat  | No. 2 |
|----------------------|------------------------|-------|-------|
| Sydnee Cable (1)     | Times Hit By Pitch     | 25    | 16    |
| Jenavee Peres (4)    | Batting Average        | .403  | .386  |
|                      | On-Base Percentage     | .462  | .442  |
|                      | OPS Percentage         | 1.191 | 1.148 |
|                      | Sacrifice Flies (tied) | 9     | 9     |
| Molly Sturdivant (1) | Sacrifice Flies (tied) | 9     | 9     |

### CLIMBING THE SDSU CAREER CHARTS

| Aztec           | Milestone                    | At  | Needs |
|-----------------|------------------------------|-----|-------|
| Sydnee Cable    | 27 doubles (T-9th at SDSU)   | 26  | 1     |
| Alex Formby     | 11 saves (T-2nd at SDSU)     | 10  | 1     |
| Jaylene Ignacio | 17 home runs (T-7th at SDSU) | 16  | 1     |
| Jenavee Peres   | 110 runs (6th at SDSU)       | 107 | 3     |
| Erica Romero    | 6 saves (T-5th at SDSU)      | 5   | 1     |

### 2017 SCHEDULE (29-17, 13-8 MW)

| DATE     | OPPONENT                         | TIME/RESULT  |
|----------|----------------------------------|--------------|
| Feb. 10  | ~ South Dakota                   | W, 7-1       |
|          | ~ (8/8) UCLA                     | L, 0-8 (6)   |
| Feb. 11  | ~ vs. (22/22) Notre Dame         | L, 2-5       |
|          | ~ at Long Beach State            | L, 1-5       |
| Feb. 12  | ~ vs. Weber State                | W, 16-7      |
| Feb. 16  | ! UC Riverside                   | W, 3-0       |
|          | ! (8/9) Washington               | L, 5-6       |
| Feb. 21  | Siena                            | W, 10-4      |
| Feb. 24  | @ vs. (--/rv) Oklahoma State     | W, 17-5 (6)  |
|          | @ vs. (1/1) Florida State        | L, 4-6       |
| Feb. 25  | @ vs. Stanford                   | W, 5-4       |
| Feb. 26  | @ vs. New Mexico State           | W, 10-2 (5)  |
|          | @ vs. (17/17) Utah               | W, 3-2       |
| March 2  | # McNeese State                  | L, 6-7       |
|          | # (rv/rv) Brigham Young          | L, 1-5       |
| March 3  | # Boston Univ.                   | W, 8-0 (5)   |
| March 4  | # Miami (OH)                     | W, 10-4      |
| March 5  | # UC Davis                       | W, 5-4       |
| March 7  | Detroit Mercy                    | W, 5-2       |
| March 9  | S at (--/rv) Cal State Fullerton | L, 0-2       |
| March 10 | S vs. Boston Univ.               | W, 11-10 (8) |
|          | S vs. Harvard                    | L, 4-5       |
| March 11 | S vs. Eastern Michigan           | W, 10-0 (5)  |
|          | S vs. Longwood                   | W, 5-1       |
| March 12 | S vs. Harvard                    | W, 6-1       |
| March 17 | * (rv/--) Fresno State           | L, 7-10      |
| March 18 | * (rv/--) Fresno State           | L, 6-7       |
| March 19 | * (rv/--) Fresno State           | W, 6-3       |
| March 24 | * at Colorado State              | W, 9-4       |
| March 25 | * at Colorado State              | L, 4-7       |
| March 26 | * at Colorado State              | L, 5-11      |
| March 31 | * San José State                 | L, 3-5       |
| April 1  | * San José State                 | W, 5-3       |
| April 2  | * San José State                 | W, 7-6 (9)   |
| April 13 | * New Mexico                     | W, 4-1       |
| April 14 | * New Mexico                     | W, 10-2 (5)  |
| April 15 | * New Mexico                     | W, 8-0 (6)   |
| April 21 | * at Boise State                 | L, 4-6       |
| April 22 | * at Boise State                 | W, 14-0 (5)  |
| April 23 | * at Boise State                 | W, 10-6      |
| April 29 | * at Utah State                  | L, 2-4       |
|          | * at Utah State                  | L, 1-4       |
| April 30 | * at Utah State                  | W, 15-5 (5)  |
| May 5    | * UNLV                           | W, 5-3       |
| May 6    | * UNLV                           | W, 9-1 (5)   |
|          | * UNLV                           | W, 8-6       |
| May 11   | * at Nevada                      | 4 p.m. PT    |
| May 12   | * at Nevada                      | 4 p.m. PT    |
| May 13   | * at Nevada                      | Noon PT      |

National rankings in parenthesis (USA Today/NFCA/ESPN.com-USA Softball); Canceled games not included in schedule

~ Stacy Winsberg Memorial Tournament/Beach Kickoff

Tournament (UCLA/LBSU - Los Angeles, Calif./Long Beach, Calif.)

! 27th Annual Campbell/Carter Classic (SDSU Softball Stadium)

@ Mary Nutter Collegiate Classic (Cathedral City, Calif.)

# San Diego Classic I (SDSU Softball Stadium)

S Louisville Slugger Classic (CSUF - Fullerton, Calif.)

\* Mountain West game

@AztecSoftball | @GoAztecs | www.GoAztecs.com



**KATHY VAN WYK**

**HEAD COACH | 21ST SEASON | CAL ST. FULLERTON, 1983**

- As a player, Van Wyk earned All-America honors and won the Broderick Award, given to the best player in the nation, in 1982 after going 35-1 with a 0.18 ERA. The victories remain a school single-season record and .972 winning percentage was an NCAA Division I record until 2001. Her phenomenal season included four no-hitters, six one-hitters, back-to-back perfect games, 26 shutouts and 270 strikeouts.
- Is the school's all-time winningest coach with 714 career victories, including a program-best 44 wins in 2008
- Earned her fifth Mountain West Coach of the Year award in 2014 after leading the Aztecs to a 16-8 mark in league play. She also won the award in 2002, 2006, 2008 and 2013.
- Has led SDSU to 11 NCAA tournament appearances (2001, 2003, 2006, 2008, 2009, 2010, 2011, 2012, 2013, 2014 and 2015)
- Guided San Diego State to its seventh MW regular season title in 2014 with a 16-8 record. The team's other championships came in 2002, 2003, 2006, 2008, 2012 and 2013.
- Coached her sixth and seventh All-Americans in 2013 in Lorena Bauer and Patrice Jackson. Bauer was a first-team Easton All-American, while Jackson garnered second-team honors.
- Has coached 68 all-conference selections, 33 NFCA all-West Region selections, nine MW Pitchers of the Year, eight MW Freshmen of the Year, three MW Players of the Year and 131 conference player/pitcher of the week winners

| YEAR          | CAREER HEAD COACHING RECORD AT SAN DIEGO STATE |              |             | CONFERENCE |            |             |
|---------------|--|--------------|-------------|------------|------------|-------------|
|               | W  | L            | Pct.        | W          | L          | Pct.        |
| 1997          | 30   | 30           | .500        | 14         | 18         | .438        |
| 1998          | 24   | 35           | .407        | 14         | 17         | .452        |
| 1999          | 24   | 24           | .500        | 16         | 8          | .667        |
| <b>WAC</b>    | <b>78</b>                                      | <b>89</b>    | <b>.467</b> | <b>44</b>  | <b>43</b>  | <b>.506</b> |
| 2000          | 35   | 27           | .565        | 13         | 7          | .650        |
| *2001         | 41   | 25           | .621        | 10         | 8          | .556        |
| ^2002         | 41   | 22-1         | .648        | 14         | 4          | .778        |
| *^2003        | 39   | 21           | .650        | 12         | 3          | .800        |
| 2004          | 37   | 23           | .617        | 14         | 6          | .700        |
| 2005          | 27   | 30           | .474        | 4          | 16         | .200        |
| *^2006        | 34   | 15           | .694        | 15         | 3          | .833        |
| 2007          | 32   | 24           | .571        | 8          | 12         | .400        |
| *^2008        | 44   | 17           | .721        | 15         | 5          | .750        |
| *2009         | 33   | 20           | .623        | 10         | 5          | .667        |
| *2010         | 34   | 16           | .680        | 11         | 4          | .733        |
| *2011         | 34   | 21           | .618        | 8          | 5          | .615        |
| *^2012        | 32   | 24           | .577        | 9          | 3          | .750        |
| *^2013        | 36   | 20           | .643        | 13         | 5          | .722        |
| *^2014        | 40   | 19           | .678        | 16         | 8          | .667        |
| *2015         | 38   | 20           | .655        | 18         | 6          | .750        |
| 2016          | 30   | 22           | .577        | 12         | 12         | .500        |
| 2017          | 29   | 17           | .619        | 13         | 8          | .619        |
| <b>MW</b>     | <b>636</b>                                     | <b>383-1</b> | <b>.624</b> | <b>215</b> | <b>120</b> | <b>.642</b> |
| <b>TOTALS</b> | <b>714</b>                                     | <b>472-1</b> | <b>.602</b> | <b>259</b> | <b>163</b> | <b>.614</b> |

\* MADE NCAA TOURNAMENT; ^ WON MW REGULAR SEASON TITLE

**NUMERICAL ROSTER**

| NO. | NAME             | POS.    | HT.  | B/T | YR     | EXP | HOMETOWN                 | LAST SCHOOL                |
|-----|------------------|---------|------|-----|--------|-----|--------------------------|----------------------------|
| 00  | Aris Metcalfe    | OF      | 5-4  | L/R | So.    | 1L  | Compton, Calif.          | King/Drew Magnet HS        |
| 1   | Megan Smith      | OF      | 5-4  | L/R | Fr.    | HS  | Valencia, Calif.         | West Ranch HS              |
| 2   | Zaria Meshack    | OF      | 5-2  | L/R | Jr.    | 2L  | Vallejo, Calif.          | St. Patrick-St. Vincent HS |
| 3   | Sami Aguilar     | IF      | 5-5  | R/R | Fr.    | HS  | Orangevale, Calif.       | Casa Roble HS              |
| 4   | Kristen Parker   | OF      | 5-4  | R/R | Fr.    | HS  | Mira Mesa, Calif.        | Mira Mesa HS               |
| 7   | Allegra Cisneros | UTIL    | 5-5  | R/R | Jr.    | TR  | West Covina, Calif.      | Mt. SAC                    |
| 8   | Kennedy Cribbs   | IF      | 5-2  | R/R | Jr.    | TR  | Los Angeles, Calif.      | Indiana Univ.              |
| 10  | Julie McDonald   | P       | 5-10 | R/R | So.    | 1L  | Carlsbad, Calif.         | Carlsbad HS                |
| 11  | Katie Byrd       | UTIL    | 5-6  | R/R | So.    | 1L  | Santee, Calif.           | West Hills HS              |
| 16  | Erica Romero     | P       | 5-7  | R/R | Sr.    | 3L  | Corona, Calif.           | Santiago HS                |
| 19  | Alex Formby      | P       | 6-0  | R/R | Jr.    | 1L  | Orange, Calif.           | Univ. of Virginia          |
| 20  | Shelby Thompson  | SS      | 5-6  | R/R | Fr.    | HS  | Benicia, Calif.          | Benicia HS                 |
| 21  | Taylor Stewart   | 1B/UTIL | 5-10 | L/R | Jr.    | 2L  | Bellflower, Calif.       | Bellflower HS              |
| 22  | Kiera Wright     | UTIL    | 5-6  | L/R | RS-Fr. | RS  | Riverside, Calif.        | Roosevelt HS               |
| 24  | Ilesha Hill      | 3B      | 5-4  | R/R | Jr     | TR  | Carlsbad, Calif.         | Palomar College            |
| 25  | Reyna Jamison    | 2B/UTIL | 5-5  | R/R | RS-Fr. | RS  | Chula Vista, Calif.      | Mater Dei Catholic HS      |
| 26  | Sydnee Cable     | 1B/OF   | 5-6  | L/L | Sr.    | 3L  | Huntington Beach, Calif. | Marina HS                  |
| 28  | Frankie Orlando  | C       | 5-9  | R/R | Sr.    | 2L  | Roseville, Calif.        | Woodcreek HS               |
| 31  | Molly Sturdivant | C/3B    | 5-6  | R/R | So.    | 1L  | Santa Ana, Calif.        | El Modena HS               |
| 33  | Marissa Moreno   | P       | 5-11 | R/R | Fr.    | HS  | Torrance, Calif.         | Torrance HS                |
| 43  | Jenavee Peres    | C       | 5-5  | R/R | Jr.    | 2L  | Garden Grove, Calif.     | Garden Grove HS            |
| 57  | Jaylene Ignacio  | UTIL    | 5-4  | R/R | Sr.    | 3L  | Oceanside, Calif.        | El Camino HS               |
| 99  | Ashley Ercolano  | P/DP    | 5-6  | R/R | Sr.    | 1L  | Poway, Calif.            | UC Riverside               |

**ALPHABETICAL ROSTER**

| NO. | NAME             | POS.    | HT.  | B/T | YR     | EXP | HOMETOWN                 | LAST SCHOOL                |
|-----|------------------|---------|------|-----|--------|-----|--------------------------|----------------------------|
| 3   | Sami Aguilar     | IF      | 5-5  | R/R | Fr.    | HS  | Orangevale, Calif.       | Casa Roble HS              |
| 11  | Katie Byrd       | UTIL    | 5-6  | R/R | So.    | 1L  | Santee, Calif.           | West Hills HS              |
| 26  | Sydnee Cable     | 1B/OF   | 5-6  | L/L | Sr.    | 3L  | Huntington Beach, Calif. | Marina HS                  |
| 7   | Allegra Cisneros | UTIL    | 5-5  | R/R | Jr.    | TR  | West Covina, Calif.      | Mt. SAC                    |
| 8   | Kennedy Cribbs   | IF      | 5-2  | R/R | Jr.    | TR  | Los Angeles, Calif.      | Indiana Univ.              |
| 99  | Ashley Ercolano  | P/DP    | 5-6  | R/R | Sr.    | 1L  | Poway, Calif.            | UC Riverside               |
| 19  | Alex Formby      | P       | 6-0  | R/R | Jr.    | 1L  | Orange, Calif.           | Univ. of Virginia          |
| 24  | Ilesha Hill      | 3B      | 5-4  | R/R | Jr     | TR  | Carlsbad, Calif.         | Palomar College            |
| 57  | Jaylene Ignacio  | UTIL    | 5-4  | R/R | Sr.    | 3L  | Oceanside, Calif.        | El Camino HS               |
| 25  | Reyna Jamison    | 2B/UTIL | 5-5  | R/R | RS-Fr. | RS  | Chula Vista, Calif.      | Mater Dei Catholic HS      |
| 2   | Zaria Meshack    | OF      | 5-2  | L/R | Jr.    | 2L  | Vallejo, Calif.          | St. Patrick-St. Vincent HS |
| 00  | Aris Metcalfe    | OF      | 5-4  | L/R | So.    | 1L  | Compton, Calif.          | King/Drew Magnet HS        |
| 10  | Julie McDonald   | P       | 5-10 | R/R | So.    | 1L  | Carlsbad, Calif.         | Carlsbad HS                |
| 33  | Marissa Moreno   | P       | 5-11 | R/R | Fr.    | HS  | Torrance, Calif.         | Torrance HS                |
| 28  | Frankie Orlando  | C       | 5-9  | R/R | Sr.    | 2L  | Roseville, Calif.        | Woodcreek HS               |
| 4   | Kristen Parker   | OF      | 5-4  | R/R | Fr.    | HS  | Mira Mesa, Calif.        | Mira Mesa HS               |
| 43  | Jenavee Peres    | C       | 5-5  | R/R | Jr.    | 2L  | Garden Grove, Calif.     | Garden Grove HS            |
| 16  | Erica Romero     | P       | 5-7  | R/R | Sr.    | 3L  | Corona, Calif.           | Santiago HS                |
| 1   | Megan Smith      | OF      | 5-4  | L/R | Fr.    | HS  | Valencia, Calif.         | West Ranch HS              |
| 21  | Taylor Stewart   | 1B/UTIL | 5-10 | L/R | Jr.    | 2L  | Bellflower, Calif.       | Bellflower HS              |
| 31  | Molly Sturdivant | C/3B    | 5-6  | R/R | So.    | 1L  | Santa Ana, Calif.        | El Modena HS               |
| 20  | Shelby Thompson  | SS      | 5-6  | R/R | Fr.    | HS  | Benicia, Calif.          | Benicia HS                 |
| 22  | Kiera Wright     | UTIL    | 5-6  | L/R | RS-Fr. | RS  | Riverside, Calif.        | Roosevelt HS               |

**HEAD COACH:** Kathy Van Wyk (Cal State Fullerton, 1983), 21st season

**ASSOCIATE HEAD COACH:** Stacey Nuvevan Deniz (UCLA, 2002), ninth season

**ASSISTANT COACH:** Mia Longfellow (Oregon State, 2007), eighth season

**VOLUNTEER COACH:** Cristina Byrne (San Diego, 2001), first season

**PRONUNCIATIONS:** Sami Aguilar (SAM-ee Ag-U-lar), Allegra Cisneros (Ah-leg-rah SISS-nare-ohs), Ashley Ercolano (ERCO-lawn-oh), Ilesha Hill (EYE-ee-sha), Jaylene Ignacio (Jay-LEEN igg-nah-SEE-oh), Reyna Jamison (RAY-nah JAME-uh-sin), Mia Longfellow (Mee-ah), Zaria Meshack (ZAR-ee-ah (like Daria) MEE-shack), Aris Metcalfe (AIR-iss), Stacey Nuvevan Deniz (Deh-neese), Jenavee Peres (JENNA-vee Perez), Kiera Wright (KEY-air-uh), Kathy Van Wyk (van WIKE)

**2017 MOUNTAIN WEST SOFTBALL STANDINGS (as of May 8)**

| Team                   | MW        |          |             |            |            |            | Overall   |           |             |             |             |             |               |            |
|------------------------|-----------|----------|-------------|------------|------------|------------|-----------|-----------|-------------|-------------|-------------|-------------|---------------|------------|
|                        | W         | L        | Pct.        | GB         | H          | A/N        | W         | L         | Pct.        | H           | A           | N           | Streak        | Last 10    |
| San José State         | 15        | 6        | .714        | --         | 7-2        | 8-4        | 35        | 15        | .700        | 9-2         | 11-5        | 15-8        | Won 8         | 9-1        |
| <b>San Diego State</b> | <b>13</b> | <b>8</b> | <b>.619</b> | <b>2.0</b> | <b>9-3</b> | <b>4-5</b> | <b>29</b> | <b>17</b> | <b>.630</b> | <b>16-7</b> | <b>4-7</b>  | <b>9-3</b>  | <b>Won 4</b>  | <b>7-3</b> |
| Utah State             | 14        | 9        | .609        | 2.0        | 8-3        | 6-6        | 32        | 15        | .681        | 9-4         | 10-6        | 13-5        | Lost 4        | 5-5        |
| Fresno State           | 12        | 8        | .600        | 2.5        | 7-5        | 5-3        | 32        | 20        | .615        | 17-8        | 6-6         | 9-6         | Won 6         | 7-3        |
| <b>Nevada</b>          | <b>12</b> | <b>9</b> | <b>.571</b> | <b>3.0</b> | <b>6-2</b> | <b>6-7</b> | <b>27</b> | <b>21</b> | <b>.563</b> | <b>8-5</b>  | <b>7-10</b> | <b>12-6</b> | <b>Lost 1</b> | <b>6-4</b> |
| Boise State            | 9         | 12       | .429        | 6.0        | 4-5        | 3-6        | 27        | 18        | .600        | 7-9         | 8-8         | 12-1        | Won 1         | 4-6        |
| Colorado State         | 8         | 13       | .381        | 7.0        | 4-5        | 4-8        | 27        | 20        | .574        | 16-8        | 6-10        | 5-2         | Won 4         | 5-5        |
| New Mexico             | 6         | 15       | .286        | 9.0        | 3-6        | 3-9        | 20        | 27        | .426        | 8-7         | 4-13        | 8-7         | Lost 8        | 1-9        |
| UNLV                   | 6         | 15       | .286        | 9.0        | 2-7        | 4-8        | 23        | 26        | .469        | 14-11       | 5-11        | 4-4         | Lost 7        | 2-8        |

### Scouting Nevada

Nevada heads into its Senior Weekend with a 27-21 overall record, including a 12-9 in Mountain West play. The Wolf Pack was in the hunt for the league title but lost two of three games at Boise State last weekend.

Nevada is batting .287 as a team with 25 home runs and 244 runs in 48 games (5.08 runs per game). Jennifer Purcell leads the team with a .375 average, while four others are over .300, including Aaliyah Gibson (.342, 28 RBI, 29 R, 9 SB), Kenzi Goins (.329, 22 RBI, 27 R), Raquel Martinez (.328, 21 RBI, 31 R, 9 R) and Erika Hansen (.319, 11 HR, 52 RBI, 32 R).

The Wolf Pack pitching staff has combined for a 4.55 team ERA overall, led in almost every category by McKenna Isenberg (16-11, 4.22 ERA, 161.0 IP). Kali Sargent has done most of the rest of the othe heavy lifting for Nevada, going 8-8 with a 4.55 ERA over 97 innings.

Below is a comparison between San Diego State and Nevada so far.

#### San Diego State

**2017 Record:** 29-17 (.630), 13-8 MW (.619)  
**Common Opponents with Nevada:** 14-9 (.609)  
**Offensive Slash Line:** .356/.415/.516  
**HR:** 42 | **RBI:** 271 | **R:** 296 | **SB:** 36/53  
**ERA:** 3.59 | **OBA:** .309 | **WHIP:** 1.53  
**Fielding Pct.:** .965 | **CSB:** 4/24  
**Avg. Leader:** Jenavee Peres (.443)  
**HR Leader:** Jenavee Peres (14)  
**RBI Leader:** Jenavee Peres (53)  
**Runs Leader:** Jenavee Peres (51)  
**SB Leader:** Kiera Wright (11)  
**Wins Leader:** Marissa Moreno (11)  
**ERA Leader:** Erica Romero (3.19)  
**SO Leader:** Marissa Moreno/Erica Romero (55)  
**IP Leader:** Erica Romero (98.2)

#### Nevada

**2017 Record:** 27-21 (.563), 12-9 MW (.571)  
**Common Opponents with SDSU:** 13-10 (.565)  
**Offensive Slash Line:** .287/.374/.414  
**HR:** 25 | **RBI:** 219 | **R:** 244 | **SB:** 32/42  
**ERA:** 4.55 | **OBA:** .304 | **WHIP:** 1.69  
**Fielding Pct.:** .960 | **CSB:** 8/62  
**Avg. Leader:** Jennifer Purcell (.375)  
**HR Leader:** Erika Hansen (11)  
**RBI Leader:** Erika Hansen (52)  
**Runs Leader:** Erika Hansen (32)  
**SB Leader:** Ailyah Gibson/Raquel Martinez (9)  
**Wins Leader:** McKenna Isenberg (16)  
**ERA Leader:** McKenna Isenberg (4.22)  
**SO Leader:** McKenna Isenberg (163)  
**IP Leader:** McKenna Isenberg (161.0)

### Aztecs Climbing the Mountain West Standings

The Aztecs have climbed the Mountain West standings after starting the season with a 1-2 series loss to Fresno State and following with a 1-2 series defeat at Colorado State. Since then, SDSU is 11-4, taking two of three against San José State, sweeping New Mexico and taking two of three at Boise State three weeks ago, falling in two of three at Utah State two weeks ago and sweeping UNLV at home last weekend. San Diego State is now alone in second place, but still has a chance to win the league.

The regular-season winner earns the MW's automatic bid into the NCAA tournament.

To win the league, San Diego State has to sweep Nevada this weekend and have San Jose State lose at least twice to UNLV in Las Vegas, Nev. In that case, the Aztecs (13-8) and Spartans (15-6) would tie for the conference title, but SDSU would earn the NCAA auto bid due to winning the series earlier this year. Fresno State (12-8) has an outside chance of winning the league, but needs a lot of help.

Below is a look at San Diego State's weekly rise up the league standings.

| Date             | Series            | Series Record | MW Overall Record | MW Standing | GB from 1st |
|------------------|-------------------|---------------|-------------------|-------------|-------------|
| March 17-19      | Fresno State      | 1-2           | 1-2               | T-6th       | 1.0         |
| March 24-26      | at Colorado State | 1-2           | 2-4               | T-7th       | 2.0         |
| March 31-April 2 | San José State    | 2-1           | 4-5               | T-5th       | 2.0         |
| April 7-9        | Bye               | N/A           | 4-5               | T-7th       | 3.0         |
| April 13-15      | New Mexico        | 3-0           | 7-5               | T-2nd       | 2.0         |
| April 21-23      | at Boise State    | 2-1           | 9-6               | T-2nd       | 2.0         |
| April 28-30      | at Utah State     | 1-2           | 10-8              | 4th         | 3.0         |
| May 5-7          | UNLV              | 3-0           | 13-8              | 2nd         | 2.0         |
| May 11-13        | at Nevada         | TBA           | TBA               | TBA         | TBA         |

### San Diego State and the RPI

The San Diego State softball team is ranked 40th out of 295 teams in the eighth edition of the Ratings Percentage Index (RPI), released May 8 by the NCAA. It's the Aztecs' lowest mark of the eight releases by the NCAA.

Below are the available selection RPI marks (one that the tournament committee uses to select teams) from the past 10 years, where SDSU made the NCAA tournament every season except 2007 and 2016.

| Year | NCAA Selection/Current RPI | Final/Current Record | NCAA Tournament Bid                         |
|------|----------------------------|----------------------|---|
| 2017 | 40th                       | 29-17 (.630)         | ???   |
| 2016 | 62nd                       | 30-22 (.577)         | No bid                                      |
| 2015 | 39th                       | 38-20 (.655)         | At-large bid                                |
| 2014 | 45th                       | 40-19 (.678)         | Automatic bid (won MW regular-season title) |
| 2013 | 48th                       | 36-20 (.643)         | Automatic bid (won MW regular-season title) |
| 2012 | 45th                       | 32-24 (.577)         | Automatic bid (won MW regular-season title) |
| 2011 | 43rd                       | 34-21 (.618)         | At-large bid                                |
| 2010 | 26th                       | 34-16 (.680)         | At-large bid                                |
| 2009 | 43rd                       | 33-20 (.623)         | At-large bid                                |
| 2008 | 22nd                       | 44-17 (.721)         | Automatic bid (won MW regular-season title) |
| 2007 | 62nd                       | 32-24 (.571)         | No bid                                      |

### SAN DIEGO STATE UNIVERSITY QUICK FACTS

|                            |                               |
|----------------------------|-------------------------------|
| Location                   | San Diego, Calif.             |
| Founded                    | 1897                          |
| Enrollment                 | 33,726                        |
| President                  | Dr. Elliot Hirshman           |
| Director of Athletics      | John David Wicker             |
| Senior Woman Administrator | Jenny Bramer                  |
| Nickname                   | Aztecs                        |
| School Colors              | Scarlet (PMS 185) and Black   |
| Conference                 | Mountain West                 |
| Home Field (Capacity)      | SDSU Softball Stadium (1,000) |
| School Website             | SDSU.edu                      |
| Athletics Website          | GoAztecs.com                  |
| Conference Website         | TheMW.com                     |

### SAN DIEGO STATE SOFTBALL QUICK FACTS

|  |   |
|--|---|
| Head Coach                             | Kathy Van Wyk (Cal State Fullerton, 1983)   |
| Record at SDSU                         | 714-472-1 (.602), 21st season   |
| Overall Record                         | Same  |
| Softball Office Phone                  | (619) 594-2345  |
| Associate Head Coach                   | Stacey Nuveman Deniz (UCLA, 2002)   |
| Assistant Coach                        | Mia Longfellow (Oregon State, 2007)   |
| Volunteer Coach                        | Cristina Byrne (San Diego, 2001)  |
| First Year of Division I Softball      | 1977  |
| All-Time Record                        | 1,110-1,041-6 (.516), 41st season   |
| NCAA Division I Tournament Appearances | 11 (2001, 2003, 2006, 2008-15)  |
| 2016 Record                            | 30-22 (.577)  |
| 2016 MW Record (Finish)                | 12-12 (.500) (T-3rd)  |
| 2016 Postseason (Record)               | N/A   |
| Letterwinners Returning/Lost           | 12/3  |
| Starters Returning/Lost                | 6/3   |
| Pitchers Returning/Lost                | 4/1   |
| Newcomers                              | 8   |
| Top Returners                          | 2016 Stats/Honors   |
| Jenavee Peres                          | Jr., C, .451, 9 HR, 23 RBI, 26 R, 4 2B, .915 SLG%, .535 OBP%<br>*2016 USA Softball Women's National Team Selection Camp<br>*2015 USA Softball Junior Women's National Team<br>*2015 NFCA All-West Region (Second Team)<br>*2015 Mountain West Freshman of the Year<br>*2015 All-Mountain West Team (First Team)<br>*Two-time Mountain West Player of the Week |
| Erica Romero                           | Sr., RHP, 15-9, 3.70 ERA, 40 GP/22 GS, 1.5 SHO, 1 SV, 145.2 IP<br>*2015 NFCA All-West Region (First Team)<br>*2015 All-Mountain West (First Team)<br>*Five-time Mountain West Pitcher of the Week   |
| Sydnee Cable                           | Sr., 1B/DP, .303, 20 RBI, 22 R, 5 2B, .356 SLG%, .377 OBP%<br>*2014 NFCA All-West Region (Third Team)<br>*2016 All-Mountain West Team (Second Team)   |
| Alex Formby                            | Jr., RHP, 11-10, 3.66 ERA, 37 GP/15 GS, 1 SHO, 5 SV, 116.2 IP<br>*2016 All-Mountain West (Second Team)<br>*One-time Mountain West Pitcher of the Week   |

### SAN DIEGO STATE MEDIA RELATIONS

|  |  |
|--|--|
| Sr. Assoc. AD of Comm. & Media Relations | Mike May   |
| Asst. AD - MR                            | Jamie McConeghy (Softball Contact)   |
| McConeghy Office Phone                   | (619) 594-4348   |
| McConeghy Cell Phone                     | (607) 435-5577   |
| McConeghy E-Mail                         | jmcconeg@mail.sdsu.edu   |
| SDSU Athletics Website                   | www.GoAztecs.com   |
| Mailing Address                          | SDSU Media Relations<br>3014 Aztec Athletics Center<br>5302 55th Street<br>San Diego, CA 92182 |



**AZTECS IN THE 2017 NCAA RANKINGS**  
(OUT OF 291 TEAMS; AS OF MAY 8)

| All Games             |      |        |
|-----------------------|------|--------|
| Category              | Stat | Rank   |
| Batting Average       | .356 | 1st    |
| On-Base Percentage    | .415 | 11th   |
| Slugging Percentage   | .516 | 8th    |
| Runs Per Game         | 6.43 | 8th    |
| Doubles Per Game      | 1.50 | 22nd   |
| Triples Per Game      | 0.13 | 179th  |
| Home Runs Per Game    | 0.91 | 36th   |
| Stolen Bases Per Game | 0.78 | 169th  |
| Earned Run Average    | 3.59 | 145th  |
| Winning Percentage    | .630 | 63rd   |
| Fielding Percentage   | .965 | 74th   |
| Double Plays Per Game | 0.37 | T-74th |

| (top-100 players; top-50 pitchers) |                    |      |        |
|------------------------------------|--------------------|------|--------|
| All Games                          |                    |      |        |
| Player                             | Category           | Stat | Rank   |
| Katie Byrd                         | Doubles Per Game   | 0.35 | 11th   |
|                                    | Runs Per Game      | 0.88 | 71st   |
| Sydnee Cable                       | RBI's Per Game     | 0.95 | T-52nd |
| Alex Formby                        | Saves              | 5    | T-5th  |
|                                    | Fewest Hit Batters | 2    | T-14th |
| Jaylene Ignacio                    | Sacrifice Flies    | 4    | T-44th |
| Zaria Meshack                      | Batting Avg.       | .401 | 64th   |
| Marissa Moreno                     | BB Allowed / 7 IP  | 1.34 | 49th   |
| Jenavee Peres                      | Runs Per Game      | 1.13 | 6th    |
|                                    | RBI's Per Game     | 1.18 | 9th    |
|                                    | Sacrifice Flies    | 5    | T-10th |
|                                    | Batting Avg.       | .443 | 12th   |
|                                    | Slugging Pct.      | .812 | 22nd   |
|                                    | Total Bases        | 121  | 22nd   |
|                                    | Homers Per Game    | 0.31 | 23rd   |
|                                    | Hits               | 66   | T-44th |
|                                    | On-Base Pct.       | .482 | 80th   |
| Erica Romero                       | BB Allowed / 7 IP  | 0.92 | 11th   |
| Molly Sturdivant                   | Sacrifice Flies    | 4    | T-44th |
|                                    | RBI's Per Game     | 0.98 | 45th   |
|                                    | Slugging Pct.      | .667 | T-78th |
|                                    | Doubles Per Game   | 0.29 | T-78th |
|                                    | Walks Per Game     | 0.57 | 95th   |

**AZTECS IN THE 2017 MW RANKINGS**  
(OUT OF NINE TEAMS; AS OF MAY 8)

| All Games               |       |       |       |       |
|-------------------------|-------|-------|-------|-------|
| TEAM                    | Stat  | Rank  | Stat  | Rank  |
| Batting Average         | .356  | 1st   | .369  | 1st   |
| On Base Percentage      | .415  | 1st   | .429  | 1st   |
| Slugging Percentage     | .516  | 1st   | .548  | 1st   |
| Runs                    | 296   | 1st   | 142   | 1st   |
| Hits                    | 461   | 1st   | 219   | 1st   |
| Runs Batted In          | 271   | 1st   | 130   | 1st   |
| Doubles                 | 69    | 2nd   | 34    | 1st   |
| Triples                 | 6     | 8th   | 3     | T-4th |
| Home Runs               | 42    | 2nd   | 22    | 1st   |
| Total Bases             | 668   | 1st   | 325   | 1st   |
| Total Plate Appearances | 1,485 | 5th   | 682   | 3rd   |
| At-Bats                 | 1,294 | 6th   | 593   | 3rd   |
| Walks                   | 128   | 5th   | 59    | 5th   |
| Hit By Pitch            | 17    | 8th   | 11    | T-4th |
| Sacrifice Bunts         | 25    | 4th   | 7     | T-8th |
| Sacrifice Flies         | 20    | 1st   | 11    | 1st   |
| Stolen Bases            | 36    | 5th   | 13    | 5th   |
| Earned Run Average      | 3.59  | 6th   | 4.09  | 6th   |
| Opposing Batting Avg.   | .309  | 8th   | .326  | 8th   |
| Innings Pitched         | 300.1 | 7th   | 135.1 | 8th   |
| Strikeouts              | 169   | 6th   | 80    | 6th   |
| Wins                    | 29    | 5th   | 13    | 3rd   |
| Win Percentage          | .630  | 3rd   | .619  | 2nd   |
| Saves                   | 8     | 1st   | 5     | 1st   |
| WHIP (BB + H/IP)        | 1.54  | 4th   | 1.62  | 4th   |
| Fielding Percentage     | .965  | 2nd   | .961  | 3rd   |
| Chances                 | 1,358 | T-6th | 611   | 1st   |
| Putouts                 | 901   | 7th   | 406   | 8th   |
| Assists                 | 410   | 3rd   | 181   | 2nd   |
| Double Plays            | 17    | 4th   | 7     | T-4th |
| Caught Stealing By      | 4     | 9th   | 2     | T-8th |

The RPI is a mathematical calculation used to help determine each team's success, using a calculated strength of schedule and win-loss percentage. When determining the RPI for each team, 25 percent is based on winning percentage, 50 percent on opponents winning percentage and 25 percent on opponents' opponents' winning percentage. Although the NCAA publishes this basic formula, it does not release its bonus and penalty calculations that may sway the rankings a few spots either way.

According to the RPI, San Diego State is 1-4 against teams from the top 25, 3-7 vs. the top 50, 10-16 vs. the top 100 and 19-1 against teams 101 and higher.

The Aztecs lead the Mountain West with a 40 RPI. Following SDSU is Fresno State (47), San José State (51), Utah State (64), Colorado State (89), Nevada (91), Boise State (92), UNLV (129) and New Mexico (163).

As a league, the Mountain West ranks sixth out of 32 conferences.

**SDSU on the Offensive**

San Diego State has come out swinging so far this season.

The Aztecs have 10 or more hits in 27 of the team's 46 games, including 20 apiece vs. Weber State on Feb. 12 and vs. Oklahoma State on Feb. 24. SDSU has at least 10 hits in 14 of the 21 conference games this year.

San Diego State is batting .356 with a .415 on-base percentage and a .516 slugging mark, and 296 runs in 46 games (6.4 avg.). All percentages (average, on-base and slugging) would be school single-season records by a wide margin if the year ended today (previous records are .310 (2015), .397 (2014) and .486 (2015) respectively). In fact, the Aztecs could go hitless over its next 192 at-bats (0-for-192) and still break their 2015 record of .310.

Out of 291 teams, SDSU leads the country in batting average (.353), and is also eighth in scoring (6.43) and slugging percentage (.516), 11th in on-base percentage (.415), 22nd in doubles per game (0.37) and 36th in home runs per game (0.91).

Junior Jenavee Peres (Garden Grove, Calif.) is ranked among the top 100 in the country in nine categories, including sixth in runs per game (1.13), ninth in RBI's per game (1.18), tied for 10th in sacrifice flies (5), 12th in batting average (.443), 22nd in slugging percentage (.812) and total bases (121), 23rd in home runs per game (0.31), tied for 44th in hits (66) and 80th in on-base percentage (.482).

Sophomore Molly Sturdivant (Santa Ana, Calif.) is in the top 100 in five categories - tied for 44th in sacrifice flies (4), 45th in RBI's per game (0.98), tied for 78th in slugging percentage (.667) and doubles per game (0.29), and 95th in walks per game (0.57), while sophomore Katie Byrd (Santee, Calif./West Hills HS) is 11th in doubles per game (0.35) and 71st in runs per game (0.88).

Additionally, senior Sydnee Cable (Huntington Beach, Calif.) is tied for 52nd in RBI's per game (0.95), while junior Zaria Meshack (Vallejo, Calif.) is 64th in batting average (.401).

The Aztecs currently have four players ranked in the top 13 in their single-season history in batting average, led by Peres (1st at .443), Meshack (5th at .401), Cable (7th at .391) and Sturdivant (13th at .381). In all, this year's team currently can be found in the top 10 at SDSU 24 times over the main 23 offensive categories with still at least three games to go.

San Diego State also has four current players ranked among the school's all-time top-10 list in average (min. 250 at-bats), including Peres (1st at .403), Meshack (2nd at .386), Sturdivant (9th at .336) and Cable (10th at .334).

Out of nine teams in the Mountain West (as of May 8), SDSU leads the league in eight of the 17 major offensive categories, including batting average (.356), on-base percentage (.415), slugging percentage (.516), runs (296), hits (461), RBI's (271), total bases (668) and sacrifice flies (20). San Diego State is also second in doubles (69) and home runs (42).

The Aztecs' national and MW rankings are located on the sidebars of pages 5 and 6 of the notes.

**Jenavee Peres Named to 2017 USA Softball Collegiate Player of the Year Watch List**

San Diego State junior catcher Jenavee Peres (Garden Grove, Calif.) was named to the 2017 USA Softball Collegiate Player of the Year Watch List, USA Softball announced Feb. 1. Peres is one of 50 players on the preseason list.

Last year, Peres batted .451 (32-for-71) with nine home runs, 23 RBI's, 26 runs in just 27 games, missing 25 of the Aztecs' 52 games with various injuries (concussion, sprained ankle and fractured fibula) throughout the season. Peres' batting average (.451), slugging percentage (.915) and on-base percentage (.535) all would have been school records had she enough at-bats (100) to qualify.

Despite missing the 25 games, Peres led the team in batting average (.451), slugging percentage (.915), on-base percentage (.535) and home runs (9), and was third in stolen bases (6). Additionally, Peres was a member of the 2016 USA Softball Women's National Team Selection Camp and also played on the 2015 USA Softball Junior Women's National Team.

Peres is one of just four catchers on the preseason list.

In 45 starts this year, Peres leads the team in average (.443), runs (51), hits (66), home runs (14), triples (2, tied), RBI's (53), total bases (121), slugging percentage (.812), times hit by pitch (5), on-base percentage (.482) and sacrifice flies (5).

Among the SDSU all-time single-season leaders, Peres ranks first in batting average (.443), tied for first in sacrifice flies (5), second in RBI's (53), third in slugging percentage (.812), OPS percentage (1.294) and runs (51), sixth in on-base percentage (.482), home runs (14) and total bases (121), tied for seventh in extra-base hits (25) and times hit by pitch (5), ninth in hits (66)

Among the all-time San Diego State leaders, Peres ranks first in batting average (.403), on-base percentage (.462) and OPS percentage (1.191), tied for first in sacrifice flies (9), second in slugging percentage (.729), fourth in home runs (32), RBI's (124) and times hit by pitch (12), fifth in extra-base hits (59), seventh in runs (107) and eighth in total bases (282).

**Kathy Van Wyk Picks Up Win No. 700**

San Diego State scored the final five runs of the game in a 5-1 win over Longwood on March 11 at the Cal State Fullerton Invitational. The win completed a sweep (also a 10-0 win over Eastern Michigan) to give 21st-year Aztec head coach Kathy Van Wyk her 700th career win.

Van Wyk is now 714-472-1 (.602) as SDSU's head coach. The school's all-time winningest coach, Van Wyk has guided San Diego State to 11 NCAA tournament appearances, including eight of the past nine years and nine of the past 11 seasons. She has won the MW Coach of the Year five times and led the Aztecs to seven league titles, both conference bests.

Entering this season, Van Wyk's 685 wins were the 41st most among active NCAA Division I coaches.

Van Wyk's teams are also 215-120 (.642) all-time in Mountain West games and 259-163 (.614) in all conference games. For more on Van Wyk, check page 2 of the notes.

### Aztec Softball to Have 22 Games Broadcast on Mountain West Network

The San Diego State softball team will have 22 games on the Mountain West Network this season.

The network, which is broadcast live on the Internet, started during the 2013 football season and gives all Mountain West sports the ability to broadcast all sports across all the 11 MW institutions. For videos, visit <http://www.goaztecs.com/videos/>.

The Aztec softball games that are scheduled for the Mountain West Network this season are Washington on Feb. 16 (6 p.m. PT), Siena on Feb. 21 (6 p.m. PT), McNeese State (3:30 p.m. PT) and Brigham Young (6 p.m. PT) on March 2, Miami (OH) on March 4 (6 p.m. PT), Fresno State on March 17 (6 p.m. PT) and March 19 (noon PT), San José State on April 1 (6 p.m. PT), New Mexico on April 13 (6 p.m. PT), April 14 (6 p.m. PT) and April 15 (noon PT), Boise State on April 21 (4 p.m. MT/3 p.m. PT), April 22 (4 p.m. MT/3 p.m. PT) and April 23 (noon MT/11 a.m. PT), Utah State on April 28 (4 p.m. MT/3 p.m. PT), April 29 (4 p.m. MT/3 p.m. PT) and April 30 (noon MT/11 a.m. PT), UNLV on May 5 (6 p.m. PT), May 6 (3 p.m. PT and 6 p.m. PT), and at Nevada on May 12 (4 p.m. PT) and May 13 (noon PT).

Similar to live stats, the Mountain West Network can be found by clicking under "softball" and then "schedule" on GoAztecs.com, and scroll down to the selected game and click the stats or TV link.

### San Diego State Softball Picked Second in MW Preseason Poll

The San Diego State softball team was picked to finish second in the Mountain West in a preseason poll voted on by the league's nine head coaches, the conference announced Jan. 31. The Aztecs have won a league-record seven MW titles.

Just four points separated the preseason top-three teams in the conference, led by Fresno State (59 points) and its four first-place votes. SDSU garnered 57 points and three first-place votes, while San José State is predicted to finish third with 55 points and the other two first-place votes.

Utah State (33) and Nevada (32) rounded out the top five, while Colorado State and UNLV tied for sixth with 27 points. New Mexico (26) and Boise State (8) also received recognition.

San Diego State finished 2016 with a 30-22 record, tying for third in league play with a 12-12 mark, but missing the NCAA tournament for the first time since 2007. It marked the 11th consecutive season that the Aztecs posted 30 wins.

### 2017 MW Softball Preseason Poll

(First-place votes in parenthesis)

1. Fresno State (4) - 57
2. San Diego State (3) - 55
3. San José State (2) - 53
4. Utah State - 33
5. Nevada - 32
- T6. Colorado State - 27
- T6. UNLV - 27
8. New Mexico - 26
9. Boise State - 8


### SDSU Hosts Successful Alumni Game

The San Diego State softball team concluded its 2016 fall season in style with its annual alumni game on Nov. 19.

Over 40 Aztec softball alumni were in attendance and competed against the current SDSU softball team in a spirited game. The game lasted five innings and each of the former players later took batting practice (BP) against San Diego State head coach Kathy Van Wyk.

Prior to the game, the alumni and current team met in the clubhouse to tell stories and talk about playing for Van Wyk and the other coaches in program history. It was important for the current Aztecs to learn what it was like for the alumni playing back in the day and paving the way for the success of the program.


Included in the group of alumni was a large group who played in the 1990s, who also brought along their families for a planned weekend in San Diego built around the game.



**#3 SAMI AGUILAR** FR | IF | 5-5 | Orangevale, Calif. | Casa Roble HS

|        | AVG. | OB%  | SLG% | H  | R  | 2B | 3B | HR | RBI | SB |
|--------|------|------|------|----|----|----|----|----|-----|----|
| 2017   | .286 | .444 | .286 | 2  | 1  | 0  | 0  | 0  | 0   | 0  |
| MW     | --   | --   | --   | -- | -- | -- | -- | -- | --  | -- |
| Career | .286 | .444 | .286 | 2  | 1  | 0  | 0  | 0  | 0   | 0  |


- ◆ Freshman who can play multiple positions in the infield
- ◆ Has played in five games with three starts at second base
- ◆ Was a four-time first-team all-league selection in high school
- ◆ Sister, Ali, is an All-American player at Washington
- ◆ Is a criminal justice major with plans to work in the FBI



**#11 KATIE BYRD** SO | UTIL | 5-6 | Santee, Calif. | West Hills HS

|        | AVG. | OB%  | SLG% | H  | R  | 2B | 3B | HR | RBI | SB |
|--------|------|------|------|----|----|----|----|----|-----|----|
| 2017   | .358 | .416 | .520 | 53 | 38 | 15 | 0  | 3  | 33  | 2  |
| MW     | .342 | .424 | .507 | 25 | 18 | 9  | 0  | 1  | 19  | 0  |
| Career | .322 | .375 | .456 | 84 | 56 | 20 | 0  | 5  | 59  | 2  |

- ◆ Former walk-on, starting 43 of 46 at 2B after playing OF in '16
- ◆ MW ranks: 1st in 2B, 5th in R, T-9th in AB (148) & H
- ◆ NCAA ranks: 11th in 2B PG (0.35) & 71st in runs PG (0.88)
- ◆ Ranked 3rd on the team in 2016 w/ 26 RBIs in 45 GP (39 GS)
- ◆ Redshirted 2015 as a walk-on



**#26 SYDNEE CABLE** SR | 1B/OF | 5-6 | Huntington Beach, Calif. | Marina HS

|        | AVG. | OB%  | SLG% | H   | R  | 2B | 3B | HR | RBI | SB |
|--------|------|------|------|-----|----|----|----|----|-----|----|
| 2017   | .391 | .413 | .609 | 50  | 20 | 8  | 1  | 6  | 42  | 0  |
| MW     | .391 | .419 | .623 | 27  | 11 | 4  | 0  | 4  | 15  | 0  |
| Career | .334 | .431 | .468 | 185 | 87 | 26 | 3  | 14 | 112 | 1  |

- ◆ Ranks sixth in the MW in both avg. (.391) and RBIs (42)
- ◆ Has a SDSU best 25 times HBP, inc. season-record 14 in 2014
- ◆ More top-5 SDSU off. rks: 4th in OB% & BB (75), T-5th in SF (7)
- ◆ Her .515 OB% in 2014 is No. 3 in Aztec single-season history
- ◆ 2014 3rd-team all-NFCA West Region; 2016 2nd-team all-MW

| Player           | Category         | All Games    |        | MW Games |        |        |
|------------------|------------------|--------------|--------|----------|--------|--------|
|                  |                  | Stat         | Rank   | Stat     | Rank   |        |
| Katie Byrd       | Doubles          | 15           | 1st    | 9        | 1st    |        |
|                  | Runs             | 38           | 5th    | 18       | T-6th  |        |
|                  | At-Bats          | 148          | T-9th  | 73       | T-5th  |        |
|                  | Hits             | 53           | T-9th  | 25       | T-9th  |        |
|                  | Total Plate App. | 167          |        | 85       | T-2nd  |        |
|                  | RBIs             | 33           |        | 19       | 5th    |        |
|                  | Hit by Pitch     | 4            |        | 3        | T-9th  |        |
|                  | Sacrifice Flies  | 2            |        | 1        | T-10th |        |
|                  | Sydnee Cable     | Batting Avg. | .391   | 6th      | .391   | T-7th  |
|                  |                  | RBIs         | 42     | 6th      | 15     | T-10th |
| Chances          |                  | 273          | 7th    | 137      | 7th    |        |
| Putouts          |                  | 257          | 7th    | 129      | 7th    |        |
| Sacrifice Flies  |                  | 3            | T-7th  | 1        | T-10th |        |
| Total Bases      |                  | 78           |        | 43       | T-4th  |        |
| Hits             |                  | 50           |        | 27       | T-5th  |        |
| Home Runs        |                  | 6            |        | 4        | T-8th  |        |
| Slugging Pct.    |                  | .609         |        | .623     | 10th   |        |
| At-Bats          |                  | 128          |        | 69       | T-10th |        |
| Alex Formby      | Saves            | 5            | 1st    | 4        | 1st    |        |
|                  | Appearances      | 26           | T-9th  | 13       | T-9th  |        |
| Jaylene Ignacio  | Opp. Bat. Avg.   | .291         |        | .297     | 9th    |        |
|                  | Sacrifice Flies  | 4            | T-3rd  | 3        | T-2nd  |        |
| Julie McDonald   | Saves            | 1            | T-10th | 0        | 0      |        |
| Zaria Meshack    | Batting Avg.     | .401         | 4th    | .441     | 3rd    |        |
|                  | Sacrifice Bunts  | 5            | T-6th  | 3        | T-4th  |        |
|                  | Hits             | 55           | T-7th  | 30       | T-2nd  |        |
|                  | On-Base Pct.     | .446         | 9th    | .479     | 6th    |        |
|                  | Runs             | 31           |        | 20       | T-3rd  |        |
|                  | Stolen Bases     | 6            |        | 4        | T-7th  |        |
| Marissa Moreno   | Wins             | 11           | 8th    | 5        | T-6th  |        |
|                  | Saves            | 1            | T-10th | 1        | T-3rd  |        |
|                  | Gms. Started     | 14           |        | 9        | T-9th  |        |
| Frankie Orlando  | Runners PO       | 1            | T-4th  | 0        | 0      |        |
|                  | Sacrifice Bunts  | 4            | T-10th | 0        | 0      |        |
|                  | Fielding Pct.    | .978         |        | 1.000    | T-1st  |        |
| Jenavee Peres    | Batting Avg.     | .443         | 1st    | .530     | 1st    |        |
|                  | Slugging Pct.    | .812         | 1st    | .955     | 1st    |        |
|                  | Hits             | 66           | 1st    | 35       | 1st    |        |
|                  | Total Bases      | 121          | 1st    | 63       | 1st    |        |
|                  | Home Runs        | 14           | 1st    | 7        | T-1st  |        |
|                  | Runs             | 51           | 1st    | 27       | 2nd    |        |
|                  | RBIs             | 53           | 1st    | 24       | 2nd    |        |
|                  | Sacrifice Flies  | 5            | T-1st  | 2        | T-4th  |        |
|                  | Runners PO       | 1            | T-4th  | 1        | T-1st  |        |
|                  | On-Base Pct.     | .482         | 5th    | .582     | 1st    |        |
| Erica Romero     | At-Bats          | 149          | T-7th  | 66       |        |        |
|                  | Triples          | 2            | T-10th | 1        | T-7th  |        |
|                  | Total Plate App. | 172          | T-10th | 80       | T-7th  |        |
|                  | Hit by Pitch     | 5            |        | 4        | T-4th  |        |
|                  | Putouts          | 142          |        | 78       | 10th   |        |
|                  | Appearances      | 29           | T-5th  | 15       | 5th    |        |
|                  | ERA              | 3.19         | 9th    | 3.45     | 7th    |        |
|                  | Gms. Started     | 18           | 9th    | 9        | T-9th  |        |
|                  | Wins             | 10           | T-9th  | 6        | 5th    |        |
|                  | Inn. Pitched     | 98.2         | 10th   | 50.2     |        |        |
| Saves            | 1                | T-10th       | 0      |          |        |        |
| Taylor Stewart   | Strikeouts       | 55           |        | 27       | T-9th  |        |
|                  | Sacrifice Flies  | 2            |        | 1        | T-10th |        |
| Molly Sturdivant | Doubles          | 12           | T-3rd  | 4        | 4      |        |
|                  | Sacrifice Flies  | 4            | T-3rd  | 3        | T-2nd  |        |
|                  | Slugging Pct.    | .667         | 4th    | .567     |        |        |
|                  | Assists          | 95           | 5th    | 50       | T-3rd  |        |
|                  | On-Base Pct.     | .471         | 6th    | .455     |        |        |
|                  | RBIs             | 41           | 7th    | 22       | 3rd    |        |
|                  | Home Runs        | 8            | T-7th  | 3        |        |        |
| Shelby Thompson  | Walks            | 24           | T-7th  | 13       | 6th    |        |
|                  | Total Bases      | 84           | 8th    | 34       |        |        |
|                  | Assists          | 118          | 2nd    | 53       | 2nd    |        |
|                  | Triples          | 2            | T-10th | 1        | T-7th  |        |
|                  | Sacrifice Bunts  | 4            | T-10th | 0        |        |        |
|                  | Slugging Pct.    | .537         |        | .737     | 3rd    |        |
|                  | Home Runs        | 6            |        | 5        | T-4th  |        |
| Kiera Wright     | On-Base Pct.     | .435         |        | .485     | 5th    |        |
|                  | Total Bases      | 66           |        | 42       | 6th    |        |
|                  | RBIs             | 27           |        | 17       | T-7th  |        |
|                  | Walks            | 20           |        | 10       | T-9th  |        |
|                  | Batting Avg.     | .325         |        | .386     | 10th   |        |
| Kiera Wright     | Fielding Pct.    | 1.000        | T-1st  | 1.000    |        |        |
|                  | Stolen Bases     | 11           | T-8th  | 2        |        |        |
|                  | Triples          | 1            |        | 1        | T-7th  |        |

**SAN DIEGO STATE BY THE NUMBERS (2017)**

|  |       |        |
|--|-------|--------|
| Overall                                      | 29-17 | Won 4  |
| Mountain West                                | 13-8  | Won 4  |
| Home   | 16-7  | Won 8  |
| Away   | 4-7   | Won 1  |
| Neutral                                      | 9-3   | Won 3  |
| Day  | 18-10 | Won 2  |
| Night (After 4:30 p.m.)                      | 11-7  | Won 5  |
| Last five games                              | 4-1   | Won 4  |
| Last 10 games                                | 7-3   | Won 4  |
| vs. top 5 teams                              | 0-1   | Lost 6 |
| vs. top 10 teams                             | 0-3   | Lost 4 |
| vs. top 25 teams                             | 1-4   | Won 1  |
| vs. 2016 NCAA tournament teams               | 8-9   | Won 1  |
| vs. 2016 Women's College World Series teams  | 0-2   | Lost 2 |
| Playing as the visiting team                 | 11-8  | Won 1  |
| Playing as the home team                     | 18-9  | Won 8  |
| vs. California in-state opponents            | 5-6   | Won 2  |
| vs. Out-of-state opponents                   | 24-11 | Won 4  |
| February                                     | 8-5   | Won 3  |
| March  | 10-9  | Lost 3 |
| April  | 8-3   | Won 1  |
| May  | 3-0   | Won 5  |
| Monday                                       | 0-0   | Won 1  |
| Tuesday                                      | 2-0   | Won 3  |
| Wednesday                                    | 0-0   | Won 1  |
| Thursday                                     | 2-4   | Won 1  |
| Friday                                       | 7-6   | Won 1  |
| Saturday                                     | 9-6   | Won 2  |
| Sunday                                       | 9-1   | Won 3  |
| vs. left-handed starter                      | 3-3   | Won 1  |
| vs. right-handed starter                     | 26-14 | Won 4  |
| In doubleheader games                        | 8-8   | Won 2  |
| In first game of doubleheader                | 5-3   | Won 1  |
| In second game of doubleheader               | 3-5   | Won 1  |
| In multiple game days                        | 10-10 | Won 2  |
| In single game days                          | 19-7  | Won 4  |
| In shutouts                                  | 5-2   | Won 3  |
| In one-run games                             | 5-4   | Won 1  |
| In two-run games                             | 3-5   | Won 2  |
| In 5+run games                               | 15-2  | Won 5  |
| In run-rule games                            | 9-1   | Won 9  |
| In extra innings                             | 2-0   | Won 3  |
| In games decided by international tiebreaker | 1-0   | Won 7  |
| Scoring one run                              | 0-2   | Lost 3 |
| Scoring two or more runs                     | 28-11 | Won 4  |
| Scoring three or more runs                   | 29-10 | Won 6  |
| Scoring four or more runs                    | 27-9  | Won 6  |
| Scoring five or more runs                    | 26-5  | Won 10 |
| Scoring six or more runs                     | 20-2  | Won 10 |
| Scoring seven or more runs                   | 18-1  | Won 9  |
| Scoring eight or more runs                   | 16-0  | Won 33 |
| Scoring nine or more runs                    | 13-0  | Won 27 |
| Scoring 10 or more runs                      | 10-0  | Won 46 |
| Scoring in first inning                      | 15-2  | Won 4  |
| Opponent scores in first inning              | 10-7  | Won 1  |
| Scoring first                                | 21-6  | Won 4  |
| Opponent scores first                        | 8-11  | Lost 1 |
| Leading after five innings                   | 15-3  | Won 7  |
| Trailing after five innings                  | 2-13  | Lost 2 |
| Tied after five innings                      | 5-1   | Lost 1 |
| When leading at any point in the game        | 29-6  | Won 4  |
| When trailing at any point in the game       | 11-16 | Won 1  |
| Errorless                                    | 12-10 | Won 1  |
| Commits one or more error                    | 17-7  | Won 3  |
| Commits two or more errors                   | 11-5  | Won 3  |
| Outhits opponent                             | 25-2  | Won 14 |
| Outhit by opponent                           | 2-14  | Lost 2 |
| Hits are tied                                | 2-1   | Won 1  |



**#7 ALLEGRA CISNEROS** JR | UTIL | 5-5 | West Covina, Calif. | Mt. SAC

|        | AVG. | OB% | SLG% | H  | R  | 2B | 3B | HR | RBI | SB |
|--------|------|-----|------|----|----|----|----|----|-----|----|
| 2017   | --   | --  | --   | -- | -- | -- | -- | -- | --  | -- |
| MW     | --   | --  | --   | -- | -- | -- | -- | -- | --  | -- |
| Career | --   | --  | --   | -- | -- | -- | -- | -- | --  | -- |

- ◆ Joined SDSU in the fall after playing two years at Mt. SAC
- ◆ Was a NFCA Academic All-American at Mt. SAC
- ◆ Earned two letters at South Hills High School
- ◆ Is majoring in hospitality and tourism management
- ◆ Played her club ball with Teamsmith



**#8 KENNEDY CRIBBS** JR | IF | 5-2 | Los Angeles, Calif. | Indiana Univ.

|        | AVG. | OB%  | SLG% | H | R | 2B | 3B | HR | RBI | SB |
|--------|------|------|------|---|---|----|----|----|-----|----|
| 2017   | .000 | .000 | .000 | 0 | 1 | 0  | 0  | 0  | 0   | 0  |
| MW     | .000 | .000 | .000 | 0 | 0 | 0  | 0  | 0  | 0   | 0  |
| Career | .125 | .125 | .125 | 2 | 3 | 0  | 0  | 0  | 2   | 1  |

- ◆ Has one run in four games as a pinch runner
- ◆ Joined SDSU in the fall after two years at Indiana University
- ◆ Logged time in 18 games (14 in 2015 and four in 2016)
- ◆ Was '16 Academic All-Big Ten & Big Ten Distinguished Scholar
- ◆ Is majoring in social science at SDSU



**#99 ASHLEY ERCOLANO (ERCO-lawn-oh)** SR | DP | 5-6 | Poway, Calif. | UC Riverside

|        | AVG. | OB%  | SLG% | H  | R  | 2B | 3B | HR | RBI | SB |
|--------|------|------|------|----|----|----|----|----|-----|----|
| 2017   | .250 | .294 | .438 | 4  | 1  | 0  | 0  | 1  | 6   | 0  |
| MW     | .333 | .429 | .833 | 2  | 1  | 0  | 0  | 1  | 5   | 0  |
| Career | .260 | .312 | .402 | 90 | 37 | 10 | 0  | 13 | 56  | 0  |

- ◆ Is 4-for-16 in three starts (11 games played) as the DP
- ◆ Her grand slam on Senior Day vs. UNLV (62) led SDSU to win
- ◆ Transferred from UCR in 2015, and a can hit and pitch
- ◆ Redshirted 2015, recovering from an injury
- ◆ Had seven HR in 2014, four more than the next UCR player



**#19 ALEX FORMBY** JR | RHP | 6-0 | Orange, Calif. | Virginia

|        | ERA  | W-L   | SV | APP | GS | IP    | SO  | BB  | WHIP |
|--------|------|-------|----|-----|----|-------|-----|-----|------|
| 2017   | 3.85 | 6-4   | 5  | 26  | 5  | 72.2  | 42  | 24  | 1.50 |
| MW     | 3.78 | 2-2   | 4  | 13  | 1  | 37.0  | 25  | 13  | 1.51 |
| Career | 4.99 | 20-28 | 10 | 93  | 39 | 292.0 | 180 | 162 | 1.84 |

- ◆ MW PotW on April 4 after going 2-0 w/ 1.85 ERA vs. SJSU
- ◆ Ranks third all-time at SDSU with 10 saves (No. 2 has 11)
- ◆ Was 2nd-team all-MW in '16, going 5-6 w/ 3.50 ERA in MW play
- ◆ Is in second season at SDSU after transferring from Virginia
- ◆ Comb. w/ twin sister, Andie, for no-hitter vs. VaTech on 4/8/15



**#24 IESHA HILL (EYE-ee-sha)** JR | 3B | 5-4 | Carlsbad, Calif. | Palomar College

|        | AVG. | OB%  | SLG% | H  | R  | 2B | 3B | HR | RBI | SB |
|--------|------|------|------|----|----|----|----|----|-----|----|
| 2017   | .083 | .214 | .083 | 1  | 0  | 0  | 0  | 0  | 1   | 0  |
| MW     | --   | --   | --   | -- | -- | -- | -- | -- | --  | -- |
| Career | .083 | .214 | .083 | 1  | 0  | 0  | 0  | 0  | 1   | 0  |

- ◆ Started first four games this year at third base, going 1-for-8
- ◆ In first year at SDSU after playing last two at Palomar College
- ◆ Led Palomar to a 2015 state title & back-to-back league titles
- ◆ Was an all-So Cal Team and state tournament MVP in 2015
- ◆ Prepped a nearby Carlsbad High School for three years



**#57 JAYLENE IGNACIO (Jay-LEEN Igg-nah-SEE-oh)** SR | UTIL | 5-4 | Oceanside, Calif. | El Camino HS

|        | AVG. | OB%  | SLG% | H   | R  | 2B | 3B | HR | RBI | SB |
|--------|------|------|------|-----|----|----|----|----|-----|----|
| 2017   | .315 | .341 | .427 | 39  | 23 | 8  | 0  | 2  | 26  | 0  |
| MW     | .305 | .323 | .373 | 18  | 11 | 4  | 0  | 0  | 10  | 0  |
| Career | .278 | .343 | .446 | 121 | 80 | 21 | 2  | 16 | 87  | 3  |

- ◆ Has started 44 of 46 games in the outfield this year
- ◆ Ranks 9th all-time at SDSU with 16 home runs
- ◆ Has played in 188 games over last 3-plus years with 144 starts
- ◆ Batted .291 with six homers, 29 RBIs and 24 runs last year
- ◆ Earned 1st-tm all-MW in '14, batting .322 w/ 5 HR & 17 RBIs



**#25 REYNA JAMISON (RAY-nah JAME-us-sin)** FR | 2B/UTIL | 5-5 | Chula Vista, Calif. | Mater Dei Catholic HS

|        | AVG. | OB% | SLG% | H  | R  | 2B | 3B | HR | RBI | SB |
|--------|------|-----|------|----|----|----|----|----|-----|----|
| 2017   | --   | --  | --   | -- | -- | -- | -- | -- | --  | -- |
| MW     | --   | --  | --   | -- | -- | -- | -- | -- | --  | -- |
| Career | --   | --  | --   | -- | -- | -- | -- | -- | --  | -- |

- ◆ Redshirted last year in her first season at SDSU
- ◆ A four-year letterwinner at nearby Mater Dei Catholic HS
- ◆ Was a two-time first-team all-Mesa League performer
- ◆ Helped the Crusaders win three CIF titles and a league title
- ◆ Led MDHS to a combined 90-34-1 (.724) mark over four years



**#10 JULIE MCDONALD** SO | RHP | 5-10 | Carlsbad, Calif. | Carlsbad HS

|        | ERA  | W-L | SV | APP | GS | IP   | SO | BB | WHIP |
|--------|------|-----|----|-----|----|------|----|----|------|
| 2017   | 4.20 | 2-3 | 1  | 17  | 9  | 40.0 | 17 | 20 | 1.78 |
| MW     | 9.19 | 0-1 | 0  | 4   | 2  | 5.1  | 2  | 4  | 2.63 |
| Career | 3.88 | 4-4 | 2  | 38  | 17 | 86.2 | 35 | 32 | 1.71 |

- ◆ Had 2.0 scoreless IP 4/22 at BSU, 1st app. since 3/26 at CSU
- ◆ Has been a part of a team-high 3 shutouts (1 solo, 2 combined)
- ◆ Tossed a three-hit shutout vs. UC Riverside on Feb. 16
- ◆ Was 2-1 with a 3.60 ERA in '16 over 46.2 IP in 21 app. (8 GS)
- ◆ Helped nearby CHS to back-to-back division titles (2013-14)



**#2 ZARIA MESHACK (ZAR-ee-ah MEE-shack)** JR | OF | 5-2 | Vallejo, Calif. | St. Patrick-St. Vincent HS

|        | AVG. | OB%  | SLG% | H   | R  | 2B | 3B | HR | RBI | SB |
|--------|------|------|------|-----|----|----|----|----|-----|----|
| 2017   | .401 | .446 | .416 | 55  | 31 | 2  | 0  | 0  | 8   | 6  |
| MW     | .441 | .479 | .471 | 30  | 20 | 2  | 0  | 0  | 4   | 4  |
| Career | .386 | .424 | .393 | 105 | 71 | 2  | 0  | 0  | 15  | 25 |

- ◆ Speedy slapper who covers good ground in the OF & on bases
- ◆ Her .401 avg. is ranked fifth in SDSU single-season history
- ◆ SDSU career ranks: 2nd in avg. (.386) & 7th in OB% (.424)
- ◆ Had a breakout 2016 with a .368 average, 31 runs & 13 SB
- ◆ Scored 9 runs with 6 stolen bases in 31 games in 2015



**#00 ARIS METCALFE (AIR-iss)** SO | OF | 5-4 | Compton, Calif. | King/Drew Magnet HS

|        | AVG. | OB%  | SLG% | H | R  | 2B | 3B | HR | RBI | SB |
|--------|------|------|------|---|----|----|----|----|-----|----|
| 2017   | .000 | .000 | .000 | 0 | 15 | 0  | 0  | 0  | 0   | 5  |
| MW     | .000 | .000 | .000 | 0 | 3  | 0  | 0  | 0  | 0   | 2  |
| Career | .000 | .000 | .000 | 0 | 30 | 0  | 0  | 0  | 0   | 13 |

- ◆ Is the team's top pinch runner, going 13-for-15 in SB for career
- ◆ Has 15 runs and six stolen bases in 32 games this season
- ◆ Played in 39 of team's 52 games as a pinch runner last year
- ◆ Was a 3-time all-Coliseum League pick in HS from 2013-15
- ◆ Had 204 stolen bases (out of 207 attempts) over her HS career





**TEAM GAME HIGHS**

**Batting**

|                 |                                  |
|-----------------|----------------------------------|
| At-Bats         | 39 vs. Weber State (Feb. 12)     |
| Runs            | 17 vs. Oklahoma State (Feb. 24)  |
| Hits            | 20 (2 times)                     |
| RBI's           | 17 vs. Oklahoma State (Feb. 24)  |
| Doubles         | 6 vs. Siena (Feb. 21)            |
| Triples         | 2 (2 times)                      |
| Home Runs       | 5 vs. Miami Univ. (March 4)      |
| Total Bases     | 31 vs. Oklahoma State (Feb. 24)  |
| Walks           | 7 (2 times)                      |
| Strikeouts      | 12 vs. San José State (March 31) |
| Sacrifice Hits  | 5 vs. UC Davis (March 5)         |
| Sacrifice Flies | 3 vs. UNLV (May 6)               |
| Stolen Bases    | 5 vs. New Mexico (April 14)      |
| Hit By Pitch    | 2 (3 times)                      |
| Caught Stealing | 2 (2 times)                      |
| Runners LOB     | 11 (4 times)                     |
| Hit into DP     | 3 at Boise State (April 21)      |

**Fielding**

|              |                                 |
|--------------|---------------------------------|
| Putouts      | 27 vs. San José State (April 2) |
| Assists      | 16 vs. UC Davis (March 5)       |
| Errors       | 5 vs. Boston Univ. (March 10)   |
| Passed Balls | 1 (6 times)                     |
| DP Turned    | 2 (2 times)                     |

**Pitching**

|                     |                                  |
|---------------------|----------------------------------|
| Innings Pitched     | 9.0 vs. San José State (April 2) |
| Runs Allowed        | 11 at Colorado State (March 26)  |
| Earned Runs Allowed | 10 vs. Fresno State (March 17)   |
| Walks Allowed       | 5 vs. San José State (April 2)   |
| Strikeouts          | 8 (2 times)                      |
| Hits Allowed        | 16 at Colorado State (March 26)  |
| Doubles Allowed     | 4 vs. San José State (April 2)   |
| Triples Allowed     | 1 (4 times)                      |
| HR Allowed          | 4 vs. Fresno State (March 17)    |
| Wild Pitches        | 2 (3 times)                      |
| Hit Batters         | 2 vs. San José State (April 1)   |

**INDIVIDUAL GAME HIGHS**

**Batting**

|                 |  |
|-----------------|--|
| At-Bats         | 5 (12 times)                                     |
| Runs            | 5, Jenavee Peres vs. Oklahoma State (Feb. 24)    |
| Hits            | 4 (4 times)                                      |
| RBI's           | 6, Jenavee Peres (twice), Sydnee Cable (once)    |
| Doubles         | 2 (4 times)                                      |
| Triples         | 1 (6 times)                                      |
| Home Runs       | 2, Jenavee Peres (twice), Shelby Thompson (once) |
| Total Bases     | 10, Jenavee Peres vs. Oklahoma State (Feb. 24)   |
| Walks           | 2 (11 times)                                     |
| Strikeouts      | 3, Jenavee Peres vs. Brigham Young (March 2)     |
| Sac Hits        | 2, Frankie Orlando vs. UC Davis (March 5)        |
| Sacrifice Flies | 1 (20 times)                                     |
| Stolen Bases    | 2 (4 times)                                      |
| Hit By Pitch    | 1 (17 times)                                     |
| Caught Stealing | 1 (17 times)                                     |
| Runners LOB     | 5 (Zaria Meshack, once; Kiera Wright, once)      |

**Fielding**

|              |  |
|--------------|--|
| Putouts      | 12, Sydnee Cable, twice                        |
| Assists      | 8, Katie Byrd vs. No. 8/9 Washington (Feb. 16) |
| Errors       | 2 (4 times)                                    |
| Passed Balls | 1 (6 times)                                    |

**Pitching**

|                 |  |
|-----------------|--|
| Innings         | 7.1, Alex Formby vs. San José State (April 2)  |
| Runs Allowed    | 7, Marissa Moreno vs. Fresno State (March 18)  |
| ER Allowed      | 7, Marissa Moreno vs. Fresno State (March 18)  |
| BB Allowed      | 4, Alex Formby vs. San José State (April 2)    |
| Strikeouts      | 6 (Marissa Moreno, once; Erica Romero, once)   |
| Hits Allowed    | 15, Marissa Moreno vs. Fresno State (March 18) |
| Doubles Allowed | 3, Erica Romero vs. San José State (April 2)   |
| Triples Allowed | 1 (4 times)                                    |
| HR Allowed      | 3, Alex Formby vs. Fresno State (March 18)     |
| Wild Pitches    | 2, Alex Formby vs. Harvard (March 12)          |
| Hit Batters     | 2, Erica Romero vs. San José State (April 1)   |

**AZTEC STARTS**

**Overall (46)**  
*(Team's record in parenthesis)*

|  |
|--|
| 46: Shelby Thompson (29-17)                      |
| 45: Zaria Meshack (28-17), Jenavee Peres (28-17) |
| 44: Jaylene Ignacio (29-15)                      |
| 43: Katie Byrd (26-17)                           |
| 42: Molly Sturdivant (28-14)                     |
| 40: Sydnee Cable (24-16)                         |
| 38: Kiera Wright (25-13)                         |
| 34: Taylor Stewart (22-12)                       |
| 21: Frankie Orlando (13-8)                       |
| 18: Erica Romero (13-5)                          |
| 14: Marissa Moreno (8-6)                         |
| 9: Julie McDonald (5-4)                          |
| 6: Megan Smith (3-3)                             |
| 5: Alex Formby (3-2)                             |
| 4: Iesha Hill (1-3)                              |
| 3: Sami Aguilar (3-0), Ashley Ercolano (2-1)     |

**Consecutive**

*(Team's record in parenthesis)*

|  |
|--|
| 46: Shelby Thompson (29-17)                  |
| 42: Molly Sturdivant (28-14)                 |
| 35: Sydnee Cable (23-12)                     |
| 31: Jaylene Ignacio (21-10)                  |
| 28: Zaria Meshack (18-10)                    |
| 27: Jenavee Peres (17-10)                    |
| 21: Katie Byrd (13-8)                        |
| 6: Frankie Orlando (4-2)                     |
| 1: Ashley Ercolano (1-0), Erica Romero (1-0) |

**By Position (46)**

*(Team's record in parenthesis)*

|  |
|--|
| P: Erica Romero - 18 (13-5), Marissa Moreno - 14 (8-6), Julie McDonald - 9 (5-4), Alex Formby - 5 (3-2)        |
| C: Jenavee Peres - 37 (25-12), Frankie Orlando - 9 (4-5)   |
| 1B: Sydnee Cable - 40 (24-16), Taylor Stewart - 6 (5-1)  |
| 2B: Katie Byrd - 43 (26-17), Sami Aguilar - 3 (3-0)  |
| SS: Shelby Thompson - 46 (29-17)   |
| 3B: Molly Sturdivant - 42 (28-14), Iesha Hill - 4 (1-3)  |
| LF: Zaria Meshack - 36 (24-12), Megan Smith - 6 (3-3), Jaylene Ignacio - 4 (2-2)                               |
| CF: Kiera Wright - 38 (25-13), Zaria Meshack - 8 (4-4)   |
| RF: Jaylene Ignacio - 40 (27-13), Frankie Orlando - 3 (2-1), Jenavee Peres - 2 (0-2), Zaria Meshack - 1 (0-1)  |
| DP: Taylor Stewart - 28 (17-11), Frankie Orlando - 9 (7-2), Jenavee Peres - 6 (3-3), Ashley Ercolano - 3 (2-1) |

**By Batting Order (46)**

*(Team's record in parenthesis)*

|   |
|---|
| 1st: Kiera Wright - 24 (14-10), Zaria Meshack - 11 (7-4), Jenavee Peres - 9 (8-1), Katie Byrd - 2 (0-2)   |
| 2nd: Katie Byrd - 34 (21-13), Zaria Meshack - 9 (6-3), Sydnee Cable - 2 (2-0), Kiera Wright - 1 (0-1)   |
| 3rd: Jenavee Peres - 36 (20-16), Sydnee Cable - 6 (5-1), Molly Sturdivant - 3 (3-0), Katie Byrd - 1 (1-0)   |
| 4th: Molly Sturdivant - 38 (24-14), Shelby Thompson - 5 (2-3), Katie Byrd - 2 (2-0), Sydnee Cable - 1 (1-0)   |
| 5th: Taylor Stewart - 22 (15-7), Sydnee Cable - 17 (9-8), Frankie Orlando - 3 (2-1), Shelby Thompson - 2 (2-0), Molly Sturdivant - 1 (1-0), Katie Byrd - 1 (0-1)  |
| 6th: Sydnee Cable - 13 (7-6), Frankie Orlando - 11 (8-3), Taylor Stewart - 11 (6-5), Jaylene Ignacio - 3 (3-0), Shelby Thompson - 3 (3-0), Iesha Hill - 3 (1-2), Katie Byrd - 2 (1-1)                           |
| 7th: Shelby Thompson - 32 (20-12), Frankie Orlando - 6 (3-3), Jaylene Ignacio - 3 (3-0), Ashley Ercolano - 2 (1-1), Taylor Stewart - 1 (1-0), Kiera Wright - 1 (1-0), Sydnee Cable - 1 (0-1)                    |
| 8th: Jaylene Ignacio - 32 (19-13), Zaria Meshack - 4 (3-1), Sami Aguilar - 3 (3-0), Shelby Thompson - 3 (2-1), Katie Byrd - 1 (1-0), Ashley Ercolano - 1 (1-0), Iesha Hill - 1 (0-1), Frankie Orlando - 1 (0-1) |
| 9th: Zaria Meshack - 21 (12-9), Kiera Wright - 12 (10-2), Jaylene Ignacio - 6 (4-2), Megan Smith - 6 (3-3), Shelby Thompson - 1 (0-1)   |

**MISCELLANEOUS STATS**

**Multi-Hit Games**

| Player           | 2 Hits | 3 Hits | 4 Hits | 5+ Hits | Total |
|------------------|--------|--------|--------|---------|-------|
| Jenavee Peres    | 14     | 6      | 1      | -       | 21    |
| Sydnee Cable     | 14     | 3      | -      | -       | 17    |
| Katie Byrd       | 11     | 3      | 1      | -       | 15    |
| Zaria Meshack    | 11     | 4      | -      | -       | 15    |
| Molly Sturdivant | 9      | 2      | 1      | -       | 12    |
| Shelby Thompson  | 10     | 2      | -      | -       | 12    |
| Jaylene Ignacio  | 10     | 1      | -      | -       | 11    |
| Taylor Stewart   | 7      | -      | 1      | -       | 8     |
| Kiera Wright     | 6      | 2      | -      | -       | 8     |
| Frankie Orlando  | 6      | 1      | -      | -       | 7     |

**10 Players**      98      24      4      0      126

**Multi-RBI Games**

| Player           | 2 RBIs | 3 RBIs | 4 RBIs | 5 RBIs | Total |
|------------------|--------|--------|--------|--------|-------|
| Molly Sturdivant | 10     | 2      | 1      | -      | 13    |
| Sydnee Cable     | 7      | 4      | -      | 1      | 12    |
| Jenavee Peres    | 2      | 4      | 3      | 2      | 11    |
| Katie Byrd       | 5      | -      | 2      | -      | 7     |
| Jaylene Ignacio  | 3      | 3      | -      | -      | 6     |
| Shelby Thompson  | 2      | 1      | 2      | -      | 5     |
| Frankie Orlando  | 2      | 1      | -      | -      | 3     |
| Taylor Stewart   | 1      | 1      | -      | -      | 2     |
| Ashley Ercolano  | -      | -      | 1      | -      | 1     |
| Zaria Meshack    | 1      | -      | -      | -      | 1     |

**10 Players**      33      16      9      3      61

**Multi-Run Games**

| Player           | 2 Runs | 3 Runs | 4 Runs | 5 Runs | Total |
|------------------|--------|--------|--------|--------|-------|
| Jenavee Peres    | 10     | 2      | -      | 1      | 13    |
| Katie Byrd       | 9      | 2      | -      | -      | 11    |
| Zaria Meshack    | 5      | 1      | 1      | -      | 7     |
| Molly Sturdivant | 6      | -      | -      | -      | 6     |
| Jaylene Ignacio  | 5      | 1      | -      | -      | 6     |
| Shelby Thompson  | 5      | -      | -      | -      | 5     |
| Kiera Wright     | 2      | 2      | -      | -      | 4     |
| Sydnee Cable     | 4      | -      | -      | -      | 4     |
| Taylor Stewart   | 2      | -      | -      | -      | 2     |
| Megan Smith      | -      | 1      | -      | -      | 1     |
| Frankie Orlando  | 1      | -      | -      | -      | 1     |

**11 Players**      49      9      1      1      60

**Tying RBIs/Runs (a run that ties the game up for SDSU)**

| Player           | GA RBIs | GA Runs | GA Plays |
|------------------|---------|---------|----------|
| Jenavee Peres    | 2       | 3       | 5        |
| Shelby Thompson  | 2       | 2       | 4        |
| Jaylene Ignacio  | 2       | 1       | 3        |
| Aris Metcalfe    | -       | 3       | 3        |
| Katie Byrd       | 1       | 1       | 2        |
| Zaria Meshack    | 1       | 1       | 2        |
| Taylor Stewart   | 1       | 1       | 2        |
| Molly Sturdivant | -       | 2       | 2        |
| Sydnee Cable     | 1       | -       | 1        |
| Kristen Parker   | -       | 1       | 1        |

**10 Players**      10      15      25

**Go-Ahead RBIs/Runs (a run that puts SDSU in the lead)**

| Player           | GA RBIs | GA Runs | GA Plays |
|------------------|---------|---------|----------|
| Jenavee Peres    | 12      | 11      | 23       |
| Molly Sturdivant | 10      | 2       | 12       |
| Katie Byrd       | 4       | 7       | 11       |
| Sydnee Cable     | 7       | 3       | 10       |
| Zaria Meshack    | 1       | 6       | 7        |
| Shelby Thompson  | 3       | 3       | 6        |
| Kiera Wright     | -       | 5       | 5        |
| Jaylene Ignacio  | 3       | 1       | 4        |
| Megan Smith      | 1       | 3       | 4        |
| Frankie Orlando  | 2       | 1       | 3        |
| Kristen Parker   | -       | 3       | 3        |
| Taylor Stewart   | 2       | -       | 2        |
| Aris Metcalfe    | -       | 2       | 2        |
| Ashley Ercolano  | 1       | -       | 1        |

**14 Players**      46      47      93

**Game-Winning RBIs/Runs (a run that is 1 more than the other team's final score)**

| Player           | GW RBIs | GW Runs | GW Plays |
|------------------|---------|---------|----------|
| Jenavee Peres    | 3       | 11      | 14       |
| Molly Sturdivant | 8       | -       | 9        |
| Sydnee Cable     | 7       | -       | 7        |
| Shelby Thompson  | 2       | 5       | 7        |
| Zaria Meshack    | 3       | 2       | 5        |
| Katie Byrd       | 2       | 2       | 4        |
| Jaylene Ignacio  | 2       | -       | 2        |
| Ashley Ercolano  | 1       | 1       | 2        |
| Frankie Orlando  | -       | 2       | 2        |
| Kristen Parker   | -       | 2       | 2        |
| Megan Smith      | -       | 2       | 2        |
| Kiera Wright     | -       | 1       | 1        |

**12 Players**      28      29      57

**Walk-Off RBIs/Runs (a run that ends the game on that play)**

| Player          | WO RBIs | WO Runs | WO Plays |
|-----------------|---------|---------|----------|
| Sydnee Cable    | 1       | -       | 1        |
| Jaylene Ignacio | 1       | -       | 1        |
| Kristen Parker  | -       | 1       | 1        |
| Shelby Thompson | -       | 1       | 1        |

**4 Players**      1      1      2



SEASON HIGHS/CAREER HIGHS

#3 • SAMI AGUILAR

|                | Season                | Career                   |
|----------------|-----------------------|--------------------------|
| Runs           | 1 vs. Weber St., 2/12 | 1 vs. Weber St., 2/12/17 |
| Hits           | 1 - 2 times           | 1 - 2 times              |
| RBIs           | -                     | -                        |
| Walks          | 1 - 2 times           | 1 - 2 times              |
| Stolen Bases   | -                     | -                        |
| Hitting Streak | 1 - 2 times           | 1 - 2 times              |
| Reached Base   | 1 - 2 times           | 1 - 2 times              |

#11 • KATIE BYRD

|                | Season                  | Career                    |
|----------------|-------------------------|---------------------------|
| Runs           | 3 - 2 times             | 3 - 2 times               |
| Hits           | 4 vs. Weber St., 2/12   | 4 vs. Weber St., 2/12/17  |
| RBIs           | 4 - 2 times             | 4 - 4 times               |
| Walks          | 2 at Colorado St., 3/25 | 2 - 2 times               |
| Stolen Bases   | 1 - 2 times             | 1 - 2 times               |
| Hitting Streak | 8 - 2 times             | 8 - 2 times               |
| Reached Base   | 9 - Feb. 25-March 7     | 9 - Feb. 25-March 7, 2017 |

#26 • SYDNEE CABLE

|                | Season                  | Career                      |
|----------------|-------------------------|-----------------------------|
| Runs           | 2 - 4 times             | 3 at New Mexico, 5/6/16     |
| Hits           | 3 - 3 times             | 4 at New Mexico, 5/6/16     |
| RBIs           | 6 vs. Boston Univ., 3/3 | 6 vs. Boston Univ., 3/3/17  |
| Walks          | 2 at Utah St., 4/30     | 4 vs. Oklahoma St., 2/23/14 |
| Stolen Bases   | -                       | 1 vs. New Mexico, 4/26/15   |
| Hitting Streak | 8 - March 5-12          | 8 - 2 times                 |
| Reached Base   | 8 - March 5-12          | 17 - Feb. 21-March 17, 2014 |

#7 • ALLEGRA CISNEROS

|                | Season | Career |
|----------------|--------|--------|
| Runs           | -      | -      |
| Hits           | -      | -      |
| RBIs           | -      | -      |
| Walks          | -      | -      |
| Stolen Bases   | -      | -      |
| Hitting Streak | -      | -      |
| Reached Base   | -      | -      |

#8 • KENNEDY CRIBBS

|                | Season                 | Career                    |
|----------------|------------------------|---------------------------|
| Runs           | 1 vs. McNeese St., 3/2 | 1 - 3 times               |
| Hits           | -                      | 1 - 2 times               |
| RBIs           | -                      | 1 - 2 times               |
| Walks          | -                      | -                         |
| Stolen Bases   | -                      | 1 vs. Georgia St., 3/4/16 |
| Hitting Streak | -                      | 1 - 2 times               |
| Reached Base   | -                      | 1 - 2 times               |

#99 • ASHLEY ERCOLANO

|                | Season              | Career                         |
|----------------|---------------------|--------------------------------|
| Runs           | 1 vs. UNLV-2, 5/6   | 2 - 4 times                    |
| Hits           | 1 - 4 times         | 3 - 2 times                    |
| RBIs           | 4 vs. UNLV-2, 5/6   | 4 - 2 times                    |
| Walks          | 1 at Utah St., 4/30 | 3 vs. Hawai'i, 3/29/14         |
| Stolen Bases   | -                   | 1 - 2 times                    |
| Hitting Streak | 2 - March 11        | 7 - May 11, 2013-Feb. 14, 2014 |
| Reached Base   | 2 - 2 times         | 7 - May 11, 2013-Feb. 14, 2014 |

#19 • ALEX FORMBY

|                 | Season                    | Career                        |
|-----------------|---------------------------|-------------------------------|
| Innings Pitched | 7.1 vs. San Jose St., 4.2 | 9.0 vs. George Wash., 2/21/15 |
| Strikeouts      | 4 - 3 times               | 8 vs. Nevada, 3/30/16         |
| Scoreless IP    | 6.2 - March 17-25         | 13.2 - March 25-April 1, 2016 |
| Win Streak      | 4 - Feb. 12-March 12      | 4 - Feb. 12-March 12, 2017    |

#24 • IESHA HILL

|                | Season                   | Career                      |
|----------------|--------------------------|-----------------------------|
| Runs           | -                        | -                           |
| Hits           | 1 vs. South Dakota, 2/10 | 1 vs. South Dakota, 2/10/17 |
| RBIs           | 1 vs. South Dakota, 2/10 | 1 vs. South Dakota, 2/10/17 |
| Walks          | 1 - 2 times              | 1 - 2 times                 |
| Stolen Bases   | -                        | -                           |
| Hitting Streak | 1 - Feb. 10              | 1 - Feb. 10, 2017           |
| Reached Base   | 3 - Feb. 10-11           | 3 - Feb. 10-11, 2017        |

#57 • JAYLENE IGNACIO

|                | Season                  | Career                     |
|----------------|-------------------------|----------------------------|
| Runs           | 3 at Colorado St., 3/24 | 3 at Colorado St., 3/25/17 |
| Hits           | 3 at Colorado St., 3/24 | 3 - 3 times                |
| RBIs           | 3 - 3 times             | 6 at UNLV, 4/22/14 (G1)    |
| Walks          | 1 - 7 times             | 2 - 8 times                |
| Stolen Bases   | -                       | 1 - 3 times                |
| Hitting Streak | 8 - Feb. 12-26          | 12 - April 13-May 2, 2014  |
| Reached Base   | 8 - Feb. 12-26          | 12 - April 13-May 2, 2014  |

#25 • REYNA JAMISON

|                | Season | Career |
|----------------|--------|--------|
| Runs           | -      | -      |
| Hits           | -      | -      |
| RBIs           | -      | -      |
| Walks          | -      | -      |
| Stolen Bases   | -      | -      |
| Hitting Streak | -      | -      |
| Reached Base   | -      | -      |

#10 • JULIE MCDONALD

|                 | Season                     | Career                  |
|-----------------|----------------------------|-------------------------|
| Innings Pitched | 7.0 vs. UC Riverside, 2/16 | 7.0 - 2 times           |
| Strikeouts      | 3 vs. UC Riverside, 3/16   | 4 vs. CSUN, 2/27/16     |
| Scoreless IP    | 11.2 - Feb. 16-24          | 11.2 - Feb. 16-24, 2017 |
| Win Streak      | 1 - 2 times                | 1 - 4 times             |

#2 • ZARIA MESHACK

|                | Season                   | Career                       |
|----------------|--------------------------|------------------------------|
| Runs           | 4 vs. New Mexico, 4/14   | 4 vs. New Mexico, 4/14/17    |
| Hits           | 3 - 4 times              | 3 - 8 times                  |
| RBIs           | 2 vs. Detroit Mercy, 3/7 | 2 - 3 times                  |
| Walks          | 2 vs. Weber St., 2/12    | 2 vs. Weber St., 2/12/17     |
| Stolen Bases   | 2 vs. New Mexico, 4/14   | 2 - 2 times                  |
| Hitting Streak | 13 - March 31-April 30   | 13 - March 31-April 30, 2017 |
| Reached Base   | 22 - March 10-April 30   | 22 - March 10-April 30, 2017 |

#00 • ARIS METCALFE

|                | Season       | Career                     |
|----------------|--------------|----------------------------|
| Runs           | 1 - 15 times | 1 - 29 times               |
| Hits           | -            | -                          |
| RBIs           | -            | -                          |
| Walks          | -            | -                          |
| Stolen Bases   | 1 - 6 times  | 2 vs. Boise State, 5/12/16 |
| Hitting Streak | -            | -                          |
| Reached Base   | -            | -                          |

#33 • MARISSA MORENO

|                 | Season                   | Career                       |
|-----------------|--------------------------|------------------------------|
| Innings Pitched | 7.0 vs. Washington, 2/16 | 7.0 vs. Washington, 2/16/17  |
| Strikeouts      | 6 vs. Detroit Mercy, 3/7 | 6 vs. Detroit Mercy, 3/7/17  |
| Scoreless IP    | 13.0 - Feb. 24-March 2   | 13.0 - Feb. 24-March 2, 2017 |
| Win Streak      | 4 - 2 times              | 4 - 2 times                  |

#28 • FRANKIE ORLANDO

|                | Season                | Career                        |
|----------------|-----------------------|-------------------------------|
| Runs           | 2 vs. Weber St., 2/12 | 2 - 3 times                   |
| Hits           | 3 vs. Siena, 2/21     | 3 - 2 times                   |
| RBIs           | 3 vs. Siena, 2/21     | 4 - 2 times                   |
| Walks          | 1 - 4 times           | 2 vs. Appalachian St., 2/6/14 |
| Stolen Bases   | -                     | -                             |
| Hitting Streak | 5 - Feb. 11-24        | 5 - Feb. 11-24, 2017          |
| Reached Base   | 5 - Feb. 11-24        | 8 - Feb. 28-March 20, 2016    |

#4 • KRISTEN PARKER

|                | Season       | Career       |
|----------------|--------------|--------------|
| Runs           | 1 - 10 times | 1 - 10 times |
| Hits           | -            | -            |
| RBIs           | -            | -            |
| Walks          | -            | -            |
| Stolen Bases   | -            | -            |
| Hitting Streak | -            | -            |
| Reached Base   | -            | -            |

#43 • JENAVEE PERES

|                | Season                   | Career                      |
|----------------|--------------------------|-----------------------------|
| Runs           | 5 vs. Oklahoma St., 2/24 | 5 vs. Oklahoma St., 2/24/17 |
| Hits           | 4 vs. Oklahoma St., 2/24 | 4 vs. Oklahoma St., 2/24/17 |
| RBIs           | 6 - 2 times              | 6 - 2 times                 |
| Walks          | 1 - 11 times             | 2 - 4 times                 |
| Stolen Bases   | 2 vs. Boston Univ., 3/3  | 2 vs. Boston Univ., 3/3/17  |
| Hitting Streak | 15 - March 31-current    | 15 - March 31, 2017-current |
| Reached Base   | 15 - March 31-current    | 16 - April 3-May 2, 2015    |

#16 • ERICA ROMERO

|                 | Season                  | Career                     |
|-----------------|-------------------------|----------------------------|
| Innings Pitched | 6.0 - 2 times           | 9.0 - 2 times              |
| Strikeouts      | 6 vs. Boston Univ., 3/3 | 8 vs. Texas Tech, 2/19/16  |
| Scoreless IP    | 7.1 - March 2-5         | 13.0 - Feb. 12-18, 2016    |
| Win Streak      | 3 - 2 times             | 7 - Feb. 27-March 12, 2015 |

#1 • MEGAN SMITH

|                | Season              | Career                   |
|----------------|---------------------|--------------------------|
| Runs           | 3 at Utah St., 4/30 | 3 at Utah St., 4/30/17   |
| Hits           | 1 - 6 times         | 1 - 6 times              |
| RBIs           | 1 - 3 times         | 1 - 3 times              |
| Walks          | 1 - 4 times         | 1 - 4 times              |
| Stolen Bases   | 1 at Utah St., 4/30 | 1 at Utah St., 4/30/17   |
| Hitting Streak | 3 - April 29-May 5  | 3 - April 29-May 5, 2017 |
| Reached Base   | 5 - March 9-25      | 5 - March 9-25, 2017     |

#21 • TAYLOR STEWART

|                | Season                   | Career                      |
|----------------|--------------------------|-----------------------------|
| Runs           | 2 - 2 times              | 2 - 3 times                 |
| Hits           | 4 vs. Oklahoma St., 2/24 | 4 vs. Oklahoma St., 2/24/17 |
| RBIs           | 3 at Colorado St., 3/24  | 3 - 4 times                 |
| Walks          | 2 - 3 times              | 3 vs. Canisius, 2/12/15     |
| Stolen Bases   | -                        | -                           |
| Hitting Streak | 7 - March 18-April 1     | 7 - 2 times                 |
| Reached Base   | 9 - March 12-April 1     | 10 - April 18-May 15, 2015  |

#31 • MOLLY STURDIVANT

|                | Season                   | Career                      |
|----------------|--------------------------|-----------------------------|
| Runs           | 2 - 6 times              | 3 at New Mexico, 5/6/16     |
| Hits           | 4 vs. Oklahoma St., 2/24 | 4 vs. Oklahoma St., 2/24/17 |
| RBIs           | 4 at Boise St., 4/22     | 4 at Boise St., 4/22/17     |
| Walks          | 2 - 3 times              | 3 vs. Ohio State, 3/16/16   |
| Stolen Bases   | -                        | -                           |
| Hitting Streak | 11 - Feb. 12-March 2     | 11 - Feb. 12-March 2, 2017  |
| Reached Base   | 19 - Feb. 12-March 11    | 19 - Feb. 12-March 11, 2017 |

#20 • SHELBY THOMPSON

|                | Season               | Career                     |
|----------------|----------------------|----------------------------|
| Runs           | 2 - 5 times          | 2 - 5 times                |
| Hits           | 3 - 2 times          | 3 - 2 times                |
| RBIs           | 4 - 2 times          | 4 - 2 times                |
| Walks          | 2 - 2 times          | 2 - 2 times                |
| Stolen Bases   | 1 - 6 times          | 1 - 6 times                |
| Hitting Streak | 4 - March 26-April 2 | 4 - March 26-April 2, 2017 |
| Reached Base   | 10 - Feb. 25-March 9 | 10 - Feb. 25-March 9, 2017 |

#22 • KIERA WRIGHT

|                | Season               | Career                     |
|----------------|----------------------|----------------------------|
| Runs           | 3 - 2 times          | 3 - 2 times                |
| Hits           | 3 - 2 times          | 3 - 2 times                |
| RBIs           | 1 - 7 times          | 1 - 8 times                |
| Walks          | 1 - 7 times          | 1 - 7 times                |
| Stolen Bases   | 2 - 2 times          | 2 - 2 times                |
| Hitting Streak | 11 - Feb. 11-March 2 | 11 - Feb. 11-March 2, 2017 |
| Reached Base   | 12 - Feb. 11-March 2 | 12 - Feb. 11-March 2, 2017 |

2017 HOME RUNS

| No. | Player           | Gm# | Total | Date     | Opponent                   | On | Inning | Outs | Count |
|-----|------------------|-----|-------|----------|----------------------------|----|--------|------|-------|
| 1   | Jenavee Peres    | 7   | 1     | Feb. 16  | No. 8/9 Washington         | 2  | 5      | 2    | 1-0   |
| 2   | Katie Byrd       | 7   | 1     | Feb. 16  | No. 8/9 Washington         | 0  | 6      | 0    | 2-1   |
| 3   | Jenavee Peres    | 9   | 2     | Feb. 24  | vs. (--/rv) Oklahoma State | 2  | 6      | 1    | 0-0   |
| 4   | Taylor Stewart   | 11  | 1     | Feb. 25  | vs. Stanford               | 0  | 7      | 0    | 1-0   |
| 5   | Molly Sturdivant | 12  | 1     | Feb. 26  | vs. New Mexico State       | 2  | 4      | 2    | 1-2   |
| 6   | Molly Sturdivant | 13  | 2     | Feb. 26  | vs. No. 17/17 Utah         | 0  | 6      | 0    | 1-0   |
| 7   | Sydnee Cable     | 16  | 1     | March 3  | Boston Univ.               | 3  | 1      | 2    | 1-2   |
| 8   | Jenavee Peres    | 17  | 3     | March 4  | Miami Univ.                | 1  | 1      | 1    | 1-1   |
| 9   | Shelby Thompson  | 17  | 1     | March 4  | Miami Univ.                | 2  | 1      | 2    | 1-1   |
| 10  | Jaylene Ignacio  | 17  | 1     | March 4  | Miami Univ.                | 0  | 1      | 2    | 1-0   |
| 11  | Katie Byrd       | 17  | 2     | March 4  | Miami Univ.                | 0  | 6      | 2    | 1-0   |
| 12  | Jenavee Peres    | 17  | 4     | March 4  | Miami Univ.                | 0  | 6      | 2    | 0-0   |
| 13  | Sydnee Cable     | 19  | 2     | March 7  | Detroit Mercy              | 1  | 5      | 2    | N/A   |
| 14  | Jenavee Peres    | 21  | 5     | March 10 | vs. Boston Univ.           | 0  | 1      | 2    | 1-1   |
| 15  | Molly Sturdivant | 21  | 3     | March 10 | vs. Boston Univ.           | 0  | 1      | 2    | 2-1   |
| 16  | Jaylene Ignacio  | 21  | 2     | March 10 | vs. Boston Univ.           | 1  | 2      | 2    | 1-1   |
| 17  | Molly Sturdivant | 22  | 4     | March 10 | vs. Harvard                | 0  | 6      | 0    | 3-2   |
| 18  | Jenavee Peres    | 23  | 6     | March 11 | vs. Eastern Michigan       | 0  | 1      | 0    | 2-0   |
| 19  | Molly Sturdivant | 23  | 5     | March 11 | vs. Eastern Michigan       | 1  | 5      | 2    | 2-1   |
| 20  | Jenavee Peres    | 25  | 7     | March 12 | vs. Harvard                | 3  | 6      | 2    | 3-1   |
| 21  | Molly Sturdivant | 26  | 6     | March 17 | Fresno State               | 1  | 1      | 1    | 2-2   |
| 22  | Molly Sturdivant | 28  | 7     | March 19 | Fresno State               | 1  | 3      | 0    | 2-2   |
| 23  | Taylor Stewart   | 29  | 2     | March 24 | at Colorado State          | 2  | 6      | 1    | 0-0   |
| 24  | Jenavee Peres    | 30  | 8     | March 25 | at Colorado State          | 0  | 3      | 2    | 3-2   |
| 25  | Jenavee Peres    | 32  | 9     | March 31 | San José State             | 0  | 6      | 0    | 0-0   |
| 26  | Shelby Thompson  | 32  | 2     | March 31 | San José State             | 1  | 6      | 2    | 0-0   |
| 27  | Sydnee Cable     | 33  | 3     | April 1  | San José State             | 0  | 6      | 0    | 2-2   |
| 28  | Shelby Thompson  | 33  | 3     | April 1  | San José State             | 0  | 6      | 0    | 2-0   |
| 29  | Katie Byrd       | 34  | 3     | April 2  | San José State             | 2  | 5      | 1    | 3-2   |
| 30  | Sydnee Cable     | 34  | 4     | April 2  | San José State             | 0  | 6      | 0    | 1-1   |
| 31  | Jenavee Peres    | 35  | 10    | April 13 | New Mexico                 | 1  | 1      | 1    | 0-0   |
| 32  | Jenavee Peres    | 37  | 11    | April 15 | New Mexico                 | 1  | 5      | 0    | 1-1   |
| 33  | Jenavee Peres    | 37  | 12    | April 15 | New Mexico                 | 1  | 6      | 1    | 1-0   |
| 34  | Sydnee Cable     | 39  | 5     | April 22 | at Boise State             | 0  | 3      | 0    | 3-2   |
| 35  | Molly Sturdivant | 39  | 8     | April 22 | at Boise State             | 2  | 3      | 1    | 2-1   |
| 36  | Jenavee Peres    | 41  | 13    | April 29 | at Utah State (G1)         | 0  | 3      | 2    | 1-2   |
| 37  | Shelby Thompson  | 43  | 4     | April 30 | at Utah State              | 3  | 1      | 1    | 3-2   |
| 38  | Jenavee Peres    | 43  | 14    | April 30 | at Utah State              | 3  | 4      | 1    | 1-0   |
| 39  | Sydnee Cable     | 44  | 6     | May 5    | UNLV                       | 1  | 5      | 1    | 1-1   |
| 40  | Shelby Thompson  | 45  | 5     | May 6    | UNLV (G1)                  | 0  | 2      | 0    | 0-0   |
| 41  | Shelby Thompson  | 45  | 6     | May 6    | UNLV (G1)                  | 2  | 3      | 0    | 1-0   |
| 42  | Ashley Ercolano  | 46  | 1     | May 6    | UNLV (G2)                  | 3  | 3      | 2    | 1-1   |

**LEADOFF HOMERS (1):** Jenavee Peres vs. Eastern Michigan (March 11)

**BACK-TO-BACK HOMERS (4):** Shelby Thompson/Jaylene Ignacio vs. Miami Univ. (March 4); Katie Byrd/Jenavee Peres vs. Miami Univ. (March 4); Jenavee Peres/Molly Sturdivant vs. Boston Univ. (March 10); Sydnee Cable/Shelby Thompson vs. San José State (April 1)

**GRAND SLAMS (5):** Sydnee Cable vs. Boston Univ. (March 3);

Jenavee Peres vs. Harvard (March 12); Shelby Thompson at Utah State (April 30); Jenavee Peres at Utah State (April 30); Ashley Ercolano vs. UNLV (G2) (May 6)

**PINCH-HIT HOMERS (0):**

**WALK-OFF HOMERS (0):**

**MULTI-HOMER GAMES (3):** Jenavee Peres vs. Miami Univ. (March 4); Jenavee Peres vs. New Mexico (April 15); Shelby Thompson vs. UNLV (G1) (May 6)

| SDSU Home Run Team Records               |      |
|--|------|
| 2015                                     | 63   |
| 2012                                     | 58   |
| 2013                                     | 45   |
| 2017 SDSU Home Runs By the Number        |      |
| Record when hitting 1+ home runs         | 21-6 |
| Record when hitting 2+ home runs         | 9-2  |
| Record when hitting 3+ home runs         | 2-0  |
| Record when homerless                    | 8-11 |
| 2017 SDSU Top Home Run Games             |      |
| March 4 vs. Miami                        | 5    |
| March 10 vs. Boston Univ.                | 3    |
| March 11 vs. Eastern Michigan            | 2    |
| March 31 vs. San José State              | 2    |
| April 1 vs. San José State               | 2    |
| April 2 vs. San José State               | 2    |
| April 15 vs. New Mexico                  | 2    |
| April 22 at Boise State                  | 2    |
| April 30 at Utah State                   | 2    |
| May 6 vs. UNLV (G1)                      | 2    |
| 2017 SDSU Individual Top HR Games        |      |
| Jenavee Peres vs. Miami Univ. (March 10) | 2    |
| Jenavee Peres vs. New Mexico (April 15)  | 2    |
| Shelby Thompson vs. UNLV (G2) (May 6)    | 2    |
| 2017 SDSU Home Run Breakdown             |      |
| at home                                  | 24   |
| on road                                  | 7    |
| neutral                                  | 11   |
| vs. non-MW                               | 20   |
| vs. MW                                   | 21   |
| solo                                     | 18   |
| two-run                                  | 11   |
| three-run                                | 8    |
| grand slam                               | 5    |
| 1st inning                               | 10   |
| 2nd inning                               | 2    |
| 3rd inning                               | 7    |
| 4th inning                               | 2    |
| 5th inning                               | 6    |
| 6th inning                               | 14   |
| 7th inning                               | 1    |
| with no outs                             | 14   |
| with one out                             | 11   |
| with two outs                            | 17   |
| 0-0                                      | 7    |
| 1-0                                      | 8    |
| 2-0                                      | 2    |
| 3-0                                      | 0    |
| 0-1                                      | 0    |
| 1-1                                      | 8    |
| 2-1                                      | 4    |
| 3-1                                      | 1    |
| 0-2                                      | 0    |
| 1-2                                      | 3    |
| 2-2                                      | 3    |
| 3-2                                      | 5    |
| N/A                                      | 1    |

**AZTEC SEASON RECORDS** (BOLD indicates happened this season; ♦ indicates happened in Van Wyk era)

**OFFENSIVE RECORDS**

▷ **BATTING AVG. (min. 100 AB)**

- ♦**Jenavee Peres (2017)** .443
- ♦Hayley Miles (2012) .429
- ♦Lorena Bauer (2015) .415
- ♦Kayla Jordan (2015) .414
- ♦**Zaria Meshack (2017)** .4015
- ♦Lorena Bauer (2013) .4012
- ♦**Sydnee Cable (2017)** .391
- ♦Kellie Nordhagen (2000) .389
- ♦Erin Floros (2006) .388
- ♦Jessica Camello (2010) .387

▷ **ON-BASE PCT. (min. 100 AB)**

- ♦Patrice Jackson (2014) .523
- ♦Hayley Miles (2012) .519
- ♦Sydnee Cable (2014) .515
- ♦Kayla Jordan (2015) .489
- ♦Lorena Bauer (2015) .488
- ♦**Jenavee Peres (2017)** .482
- ♦**Molly Sturdivant (2017)** .471
- ♦Erin Floros (2006) .467
- ♦Brittany Knudsen (2007) .464
- ♦Lorena Bauer (2013) .462

▷ **SLUGGING PCT. (min. 100 AB)**

- ♦Hayley Miles (2012) .909
- ♦Lorena Bauer (2015) .835
- ♦**Jenavee Peres (2017)** .812
- ♦Patrice Jackson (2013) .770
- ♦Lorena Bauer (2013) .766
- ♦Patrice Jackson (2014) .740
- ♦Lorena Bauer (2012) .683
- ♦**Molly Sturdivant (2017)** .667
- ♦Kayla Jordan (2015) .660
- ♦Lorena Bauer (2011) .633

▷ **OPS PCT. (OB% + SLG%) (min. 100 AB)**

- ♦Hayley Miles (2012) 1.428
- ♦Lorena Bauer (2015) 1.323
- ♦**Jenavee Peres (2017)** 1.294
- ♦Patrice Jackson (2014) 1.263
- ♦Lorena Bauer (2013) 1.228
- ♦Patrice Jackson (2013) 1.226
- ♦Kayla Jordan (2015) 1.149
- ♦**Molly Sturdivant (2017)** 1.138
- ♦Lorena Bauer (2012) 1.053
- ♦Erin Floros (2006) 1.025

▷ **GAMES PLAYED**

- Barbara Mays (1985) 71
- Shannon Mason (1985) 70
- Joanne Vilarino (1985) 68
- Katy Murphy (1985) 67
- ♦Sarah Hershman (2001) 65
- ♦Janna Kovensky (2001) 65
- ♦Kellie Nordhagen (2001) 65
- Lori Turken (1985) 65
- ♦Tiffany Goudy (2002) 64
- ♦Sarah Hershman (2002) 64
- ♦Janna Kovensky (2002) 64
- ♦Kelcy Murphy (2002) 64
- ♦Tiffany Goudy (2001) 64
- Lisa Michie (1985) 64

▷ **GAMES STARTED (since 1991)**

- ♦Janna Kovensky (2001) 65
- ♦Tiffany Goudy (2002) 64
- ♦Sarah Hershman (2002) 64
- ♦Tiffany Goudy (2001) 64
- ♦Kellie Nordhagen (2001) 64
- ♦Janna Kovensky (2002) 63
- ♦Kelcy Murphy (2002) 63
- ♦Kellie Nordhagen (2002) 63
- ♦Sarah Hershman (2001) 63
- Erin Floros (2008) 61
- ♦Brittany Knudsen (2008) 61
- ♦Tamani Wells (2008) 61
- ♦Kellie Nordhagen (2000) 61

▷ **AT BATS**

- Barb Mays (1985) 237
- ♦Kellie Nordhagen (2001) 218
- ♦Kellie Nordhagen (2002) 212
- ♦Kellie Nordhagen (2000) 208
- ♦Tiffany Goudy (2001) 201
- ♦Tonye McCorkle (2008) 197
- ♦Janna Kovensky (2002) 195
- ♦Tamani Wells (2008) 194
- ♦Kelley Santa Cruz (1997) 194
- ♦Tiffany Goudy (2002) 193
- ♦Janna Kovensky (2001) 193

▷ **RUNS**

- ♦Kayla Jordan (2015) 63
- ♦Hayley Miles (2012) 62
- ♦**Jenavee Peres (2017)** 51
- ♦Tiffany Goudy (2002) 41
- ♦Lorena Bauer (2015) 40
- ♦Kellie Nordhagen (2000) 40
- ♦Kayla Jordan (2013) 39
- ♦Brittany Knudsen (2008) 39
- ♦Brittany Knudsen (2007) 39
- ♦**Katie Byrd (2017)** 38
- ♦Jessica Camello (2011) 38

▷ **HITS**

- ♦Kellie Nordhagen (2000) 81
- ♦Kayla Jordan (2015) 79
- ♦Hayley Miles (2012) 75
- ♦Kellie Nordhagen (2001) 75
- ♦Lorena Bauer (2015) 73
- ♦Tiffany Goudy (2002) 70
- ♦Lorena Bauer (2013) 67
- ♦Kellie Nordhagen (2002) 67
- ♦**Jenavee Peres (2017)** 66
- ♦Samantha Camello (2016) 65

▷ **EXTRA-BASE HITS**

- ♦Hayley Miles (2012) 42
- ♦Lorena Bauer (2015) 35
- ♦Lorena Bauer (2013) 33
- ♦Patrice Jackson (2013) 29
- ♦Kayla Jordan (2015) 28
- ♦Patrice Jackson (2014) 27
- ♦**Jenavee Peres (2017)** 25
- ♦Lorena Bauer (2011) 25
- ♦Patrice Jackson (2012) 22
- ♦Kayla Jordan (2013) 21
- ♦Lorena Bauer (2012) 21
- Trish Mang (1987) 21

▷ **SINGLES**

- ♦Kellie Nordhagen (2000) 64
- ♦Kellie Nordhagen (2001) 63
- ♦Tamani Wells (2008) 61
- ♦Joann Figueroa (2002) 55
- ♦Kellie Nordhagen (2002) 54
- ♦**Zaria Meshack (2017)** 53
- ♦Brittany Knudsen (2007) 52
- ♦Joann Figueroa (2003) 52
- ♦Tiffany Goudy (2001) 51
- ♦Janna Kovensky (2004) 51
- ♦Erin Mahoney (2003) 51

▷ **DOUBLES**

- ♦Hayley Miles (2012) 20
- ♦Kayla Jordan (2015) 18
- ♦Lorena Bauer (2013) 18
- ♦**Katie Byrd (2017)** 15
- ♦Lorena Bauer (2015) 15
- ♦Tiffany Goudy (2002) 14
- ♦Kellie Nordhagen (2000) 14
- Shanon Pouelsen (1994) 14
- ♦Samantha Camello (2016) 13
- ♦Brittany Knudsen (2009) 13
- Erin Floros (2006) 13
- ♦Meagan Hartung (2004) 13
- 
13. ♦**Molly Sturdivant** 12

▷ **TRIPLES**

- ♦Kayla Jordan (2013) 6
- ♦Kayla Jordan (2012) 5
- Shanon Pouelsen (1993) 5
- Stacy Goff (1987) 5
- ♦Lindsey Marquez (2011) 4
- ♦Tonye McCorkle (2009) 4
- ♦Tonye McCorkle (2008) 4
- ♦Tamani Wells (2007) 4
- ♦Tiffany Goudy (2002) 4
- ♦Kelcy Murphy (2002) 4
- Six others tied at 4

▷ **HOME RUNS**

- ♦Hayley Miles (2012) 20
- ♦Lorena Bauer (2015) 19
- ♦Patrice Jackson (2013) 18
- ♦Patrice Jackson (2014) 17
- ♦Lorena Bauer (2011) 15
- ♦**Jenavee Peres (2017)** 14
- ♦Lorena Bauer (2013) 13
- ♦Lorena Bauer (2012) 13
- ♦Patrice Jackson (2012) 11
- ♦Jenavee Peres (2016) 9
- ♦Kayla Jordan (2015) 9
- ♦Jenavee Peres (2015) 9

▷ **RUNS BATTED IN**

- ♦Lorena Bauer (2015) 67
- ♦**Jenavee Peres (2017)** 53
- ♦Patrice Jackson (2014) 49
- ♦Lorena Bauer (2013) 49
- ♦Hayley Miles (2012) 49
- ♦Jenavee Peres (2015) 48
- ♦Patrice Jackson (2013) 48
- ♦Lorena Bauer (2011) 48
- ♦**Sydnee Cable (2017)** 42
- Justeen Maeva (2012) 42
11. ♦**Molly Sturdivant (2017)** 41

▷ **TOTAL BASES**

- ♦Hayley Miles (2012) 159
- ♦Lorena Bauer (2015) 147
- ♦Lorena Bauer (2013) 128
- ♦Kayla Jordan (2015) 126
- ♦Patrice Jackson (2013) 124
- ♦**Jenavee Peres (2017)** 121
- ♦Patrice Jackson (2014) 114
- ♦Kayla Jordan (2013) 102
- ♦Kellie Nordhagen (2000) 102
- Trish Mang (1987) 99

▷ **WALKS**

- ♦Patrice Jackson (2014) 59
- ♦Hayley Miles (2014) 37
- ♦Sydnee Cable (2014) 36
- ♦Hayley Miles (2012) 34
- ♦Brittany Knudsen (2009) 28
- ♦Meagan Hartung (2004) 28
- ♦Anne Marie Riskey (1998) 28
- ♦Hayley Miles (2015) 27
- ♦Patrice Jackson (2013) 27
- ♦Brittany Knudsen (2008) 27

▷ **TIMES HIT BY PITCH (since 1981)**

- ♦Sydnee Cable (2014) 14
- ♦Amber Grahlman (2002) 8
- ♦Sydnee Cable (2016) 6
- ♦Kristen Carranza (2005) 6
- ♦Tashie Aguinaga (2001) 6
- Robin Long (1989) 6
- ♦**Jenavee Peres (2017)** 5
- ♦Sam Vlot (2016) 5
- ♦Sydnee Cable (2015) 5
- ♦Kayla Jordan (2015) 5
- ♦Jenavee Peres (2015) 5
- ♦Hayley Miles (2011) 5
- ♦Monica Alnes (2010) 5
- ♦Meagan Hartung (2006) 5
- ♦Megan McDonald (2006) 5
- ♦Megan McDonald (2005) 5

▷ **STOLEN BASES**

- ♦Gina Punaro (1997) 32
- ♦Tamani Wells (2008) 25
- ♦Kelley Santa Cruz (1997) 25
- ♦Kelley Santa Cruz (1996) 23
- ♦Kayla Jordan (2015) 21
- ♦Dominique Dinner (2014) 21
- ♦Kayla Jordan (2014) 20
- ♦Tami Simpson (1999) 20
- Jennifer Hambly (1993) 20
- ♦Sarah Hershman (2002) 19
- ♦Janna Kovensky (2002) 19

▷ **STOLEN BASE % (since '83; min. 8 att)**

- Lori Turken (1982) 1.000 (18/18)
- ♦Janna Kovensky (2004) 1.000 (17/17)
- ♦Jen Wisneski (2011) 1.000 (8/8)
- ♦Tami Simpson (1998) 1.000 (8/8)
- ♦Stefanie Quichocho-Rosario (2007) .938
- ♦Brittany Knudsen (2008) .923
- ♦Meagan Hartung (2006) .923
- ♦Kelley Santa Cruz (1996) .920
- ♦Tonye McCorkle (2009) .917
- Tracy Stowe (1992) .917

▷ **SACRIFICE HITS**

- Joanne Vilarino (1985) 28
- Tracy Stowe (1992) 25
- ♦Tamani Wells (2008) 23
- ♦Joann Figueroa (2002) 21
- ♦Sarah Hershman (2001) 19
- ♦Anne Marie Riskey (1997) 18
- Tracy Stowe (1991) 18
- Cindy Moser (1984) 18
- ♦Bree Boyer (2004) 16
- ♦Erin Mahoney (2004) 16
- ♦Sarah Hershman (2002) 16

▷ **SACRIFICE FLIES (since 1983)**

- ♦**Jenavee Peres (2017)** 5
- ♦Molly Sturdivant (2016) 5
- Robin Long (1987) 5
- ♦**Jaylene Ignacio (2017)** 4
- ♦**Molly Sturdivant (2017)** 4
- ♦Lindsey Marquez (2008) 4
- ♦Kelly Bunker (1999) 4
- ♦**Sydnee Cable (2017)** 3
- ♦Jenavee Peres (2015) 3
- ♦Patrice Jackson (2013) 3
- ♦Kameron May (2013) 3
- ♦Patrice Jackson (2012) 3
- ♦Lorena Bauer (2011) 3
- ♦Justeen Maeva (2010) 3
- ♦Taryin Casillas (2007) 3
- ♦Joann Figueroa (2004) 3
- ♦Janna Kovensky (2002) 3
- ♦Tashie Aguinaga (2000) 3
- ♦Erryn Gutjahr (1999) 3
- Stephanie Chapel (1990) 3

▷ **AB/STRIKEOUT (since '81; min. 100 AB)**

- Trish Mang (1988) 124.00
- Trish Mang (1987) 61.00
- ♦Jackie Eigner (1998) 51.00
- Jennifer Hambly (1992) 36.00
- Jennifer Woolery (1994) 33.25
- Julie Caldwell (1989) 31.20
- ♦Tamani Wells (2007) 29.50
- ♦Erin Floros (2009) 28.75
- ♦Vanessa Villegas (2000) 25.60
- Barbara Mays (1986) 24.29



**AZTEC SEASON RECORDS CONTINUED** (*BOLD* indicates happened this year; ♦ indicates happened in Van Wyk era)

**PITCHING RECORDS**

▷ **WINS**

- ♦Erica Romero (2015) 36
- ♦Danielle O'Toole (2014) 31
- ♦Christina Ross (2008) 30
- ♦Sandra Durazo (2001) 30
- ♦Samantha Beasley (2010) 29
- ♦Sandra Durazo (2000) 25
- ♦Christina Ross (2007) 23
- ♦Rebecca Arbino (2013) 21
- ♦Bailey Micetich (2011) 20
- ♦Bre DeSanta (2002) 20

▷ **WIN PCT. (min. 12 decisions)**

- ♦Celena Velasquez (2004) .762
- ♦Danielle O'Toole (2014) .756
- ♦Bre DeSanta (2003) .750
- ♦Bailey Micetich (2009) .731
- ♦Samantha Beasley (2010) .725
- ♦Bre DeSanta (2002) .690
- ♦**Marissa Moreno (2017)** .688
- ♦Christina Ross (2008) .682
- ♦Bailey Micetich (2012) .680
- ♦Erica Romero (2015) .679

▷ **EARNED RUN AVG. (min. 80 IP)**

- Patty Mackey (1983) 0.33
- Robyn Reid (1984) 0.45
- Lisa Perettie (1991) 0.71
- Patty Mackey (1982) 0.72
- Robyn Reid (1983) 0.78
- ♦Christina Ross (2008) 1.00
- Patty Mackey (1980) 1.01
- Robyn Reid (1985) 1.08
- Lori Thompson (1985) 1.13
- ♦Bre DeSanta (2003) 1.15

▷ **APPEARANCES**

- ♦Erica Romero (2015) 56
- ♦Christina Ross (2008) 52
- ♦Danielle O'Toole (2014) 48
- ♦Sandra Durazo (2001) 47
- ♦Bre DeSanta (2002) 46
- ♦Sandra Durazo (2000) 46
- ♦Samantha Beasley (2010) 45
- ♦Christina Ross (2007) 45
- ♦Rebecca Arbino (2013) 42
- ♦Bailey Micetich (2011) 42
- ♦Celena Velasquez (2005) 42

▷ **GAMES STARTED**

- ♦Erica Romero (2015) 47
- ♦Sandra Durazo (2001) 40
- ♦Christina Ross (2008) 38
- ♦Danielle O'Toole (2014) 36
- Lisa Michie (1986) 34
- ♦Samantha Beasley (2010) 33
- ♦Christina Ross (2007) 33
- Michelle Wesson (1990) 33
- Karen McCormick (1992) 31
- Heidi Urban (1987) 31
- Robyn Reid (1985) 31

▷ **COMPLETE GAMES**

- ♦Sandra Durazo (2001) 35
- ♦Christina Ross (2008) 31
- Lisa Michie (1986) 30
- ♦Erica Romero (2015) 28
- Michelle Wesson (1990) 28
- ♦Danielle O'Toole (2014) 26
- Heidi Urban (1987) 26
- Robyn Reid (1985) 26
- ♦Christina Ross (2007) 25
- Karen McCormick (1993) 24
- MarQuessa Penrod (1993) 24
- Karen McCormick (1992) 24

▷ **SOLO SHUTOUTS (since 1999)**

- ♦Samantha Beasley (2010) 11
- ♦Celena Velasquez (2005) 10
- ♦Christina Ross (2008) 9
- ♦Christina Ross (2007) 9
- ♦Sandra Durazo (2001) 9
- ♦Bre DeSanta (2003) 8
- ♦Danielle O'Toole (2014) 7
- ♦Samantha Beasley (2009) 7
- ♦Bailey Micetich (2009) 7
- ♦Bailey Micetich (2012) 6

▷ **TOTAL SHUTOUTS**

- ♦Samantha Beasley (2010) 14
- ♦Christina Ross (2008) 14
- ♦Celena Velasquez (2005) 12
- ♦Danielle O'Toole (2014) 11
- ♦Samantha Beasley (2009) 11
- ♦Bailey Micetich (2009) 11
- ♦Bre DeSanta (2003) 10
- ♦Sandra Durazo (2001) 10
- Michelle Wesson (1990) 10
- ♦Rebecca Arbino (2013) 9
- ♦Christina Ross (2007) 9

▷ **SAVES**

- ♦Samantha Beasley (2009) 6
- ♦Celena Velasquez (2005) 6
- ♦Bre DeSanta (2002) 6
- ♦**Alex Formby (2017)** 5
- ♦Alex Formby (2016) 5
- ♦Celena Velasquez (2004) 5
- ♦Rebecca Arbino (2012) 4
- ♦Samantha Beasley (2011) 3
- ♦Bailey Micetich (2010) 3
- ♦Renaeh Mohamed (1997) 3

▷ **INNINGS PITCHED**

- ♦Erica Romero (2015) 318.2
- ♦Sandra Durazo (2001) 297.1
- ♦Christina Ross (2008) 293.2
- ♦Danielle O'Toole (2014) 256.2
- Lisa Michie (1986) 253.0
- ♦Samantha Beasley (2010) 240.0
- Michelle Wesson (1990) 237.0
- ♦Christina Ross (2007) 228.1
- ♦Sandra Durazo (2000) 224.2
- Karen McCormick (1992) 219.1

▷ **STRIKEOUTS**

- ♦Samantha Beasley (2010) 354
- ♦Christina Ross (2008) 275
- ♦Samantha Beasley (2009) 227
- ♦Celena Velasquez (2005) 211
- ♦Sandra Durazo (2001) 203
- ♦Rebecca Arbino (2013) 201
- ♦Christina Ross (2007) 201
- ♦Bre DeSanta (2003) 199
- ♦Bailey Micetich (2012) 198
- ♦Danielle O'Toole (2014) 196

▷ **K'S PER 7 INNINGS (min. 80 IP)**

- ♦Samantha Beasley (2010) 10.32
- ♦Melissa Owens (2007) 8.66
- ♦Samantha Beasley (2009) 8.45
- ♦Bailey Micetich (2012) 8.30
- ♦Bre DeSanta (2003) 7.90
- ♦Celena Velasquez (2005) 7.83
- ♦Samantha Beasley (2011) 7.62
- ♦Cori Janelli (2005) 6.941
- ♦Bailey Micetich (2009) 6.936
- ♦Celena Velasquez (2006) 6.80

▷ **WALKS PER 7 INNINGS (min. 80 IP)**

- ♦Cori Janelli (2004) 0.57
- Robyn Reid (1984) 0.65
- ♦Celena Velasquez (2005) 0.78
- Vicki Bence (1986) 0.826
- ♦Celena Velasquez (2003) 0.833
- Sara Ahern (1990) 0.86
- ♦Renaeh Mohamed (1997) 0.90
- ♦**Erica Romero (2017)** 0.92
- Patty Mackey (1983) 0.96
- ♦Celena Velasquez (2004) 1.05

▷ **K/BB RATIO (min. 80 IP)**

- ♦Celena Velasquez (2005) 10.05
- ♦Cori Janelli (2004) 8.50
- Robyn Reid (1984) 8.21
- ♦Bailey Micetich (2012) 6.60
- ♦Celena Velasquez (2003) 6.53
- ♦Samantha Beasley (2010) 6.10
- ♦Rebecca Arbino (2013) 5.91
- ♦Melissa Owens (2007) 5.33
- ♦Bailey Micetich (2009) 5.14
- ♦Celena Velasquez (2004) 4.81

▷ **OPP. AVG. (min. 80 IP) (since 1991)**

- ♦Samantha Beasley (2010) .173
- ♦Celena Velasquez (2005) .1740
- ♦Bre DeSanta (2003) .1744
- Lisa Perettie (1991) .189
- ♦Samantha Beasley (2009) .203
- ♦Bre DeSanta (2002) .205
- ♦Christina Ross (2008) .206
- Michelle Wesson (1991) .207
- ♦Cori Janelli (2004) .215
- Tracey Andrews (2002) .216

▷ **HITS PER 7 INNINGS (min. 80 IP)**

- Lori Thompson (1985) 4.04
- ♦Bre DeSanta (2003) 4.12
- Patty Mackey (1982) 4.15
- Robyn Reid (1983) 4.23
- Patty Mackey (1983) 4.257
- Robyn Reid (1985) 4.260
- Robyn Reid (1984) 4.372
- ♦Samantha Beasley (2010) 4.375
- ♦Celena Velasquez (2005) 4.378
- Mya Sanders (1981) 4.49

▷ **WHIP (Walks+Hits/IP) (min. 80 IP)**

- Robyn Reid (1984) 0.718
- ♦Celena Velasquez (2005) 0.737
- Patty Mackey (1983) 0.744
- Lori Thompson (1985) 0.785
- Patty Mackey (1982) 0.788
- Robyn Reid (1983) 0.791
- Robyn Reid (1985) 0.806
- Lisa Perettie (1991) 0.854
- Lisa Mackey (1980) 0.862
- ♦Samantha Beasley (2010) 0.867

**DEFENSIVE RECORDS**

▷ **FIELDING % (since '81, min. 120 chances)**

- ♦Erin Floros (2009) 1.000 (281 ch.)
- ♦Danielle Touhey (2003) 1.000 (251 ch.)
- Debbie Burford (1991) .998
- ♦Danielle Touhey (2005) .995
- ♦Kristin May (2010) .9941
- ♦Amber Grahman (2003) .9940
- Kathy Benson (1981) .9938
- ♦Erin Floros (2006) .9932
- ♦Kristina Kirk (2000) .9925
- ♦Eva Sahatdjian (2011) .9923

▷ **CHANCES (since 1981)**

- Anna Mendez (1990) 594
- Stacy Goff (1987) 589
- Leslie Lung (1989) 577
- ♦Summer Ehrsam (2002) 517
- ♦Erryn Gutjahr (1997) 506
- ♦Jacque Vaca (2003) 458
- Joanne Vilarino (1985) 457
- ♦Summer Ehrsam (2001) 449
- Debbie Burford (1991) 424
- Leslie Lung (1988) 424

▷ **PUTOUTS (since 1981)**

- Anna Mendez (1990) 547
- Leslie Lung (1989) 532
- Stacy Goff (1987) 526
- ♦Summer Ehrsam (2002) 465
- ♦Erryn Gutjahr (1997) 455
- ♦Jacque Vaca (2003) 404
- Debbie Burford (1991) 402
- ♦Summer Ehrsam (2001) 393
- Leslie Lung (1988) 388
- ♦Jsteven Maeva (2012) 387

▷ **ASSISTS (since 1981)**

- ♦Tashie Aguinaga (2001) 201
- Barbara Mays (1986) 201
- Julie Myers (1990) 197
- Kellie Eldredge (1987) 189
- ♦Jackie Eigner (1997) 184
- ♦Kelcy Murphy (2002) 179
- Trish Mang (1987) 173
- ♦Joann Figueroa (2002) 154
- Jennifer Drobach (1989) 150
- ♦Kelcy Murphy (2003) 144

▷ **CAUGHT STEALING BY (Since 2000)**

- ♦Megan McDonald (2007) 18
- ♦Brooke Johnson (2000) 14
- ♦Jenavee Peres (2015) 14
- ♦Kristin May (2013) 14
- ♦Megan McDonald (2008) 11
- ♦Erin Floros (2007) 11
- ♦Erin Floros (2006) 11
- ♦Eva Sahatdjian (2011) 7
- ♦Danielle Touhey (2004) 7
- ♦Amber Grahman (2002) 7

▷ **CAUGHT STEALING % (min. 8 att) (since '00)**

- ♦Erin Floros (2006) .579
- ♦Erin Floros (2007) .524
- ♦Traci Wolf (2009) .500
- ♦Megan McDonald (2007) .500
- ♦Jenavee Peres (2015) .452
- ♦Amber Grahman (2003) .387
- ♦Erin Floros (2009) .375
- ♦Danielle Touhey (2002) .364
- ♦Megan McDonald (2008) .355
- ♦Brooke Johnson (2000) .318

**AZTEC CAREER RECORDS** (BOLD indicates 2017 player; ♦ indicates happened in Van Wyk era)

**OFFENSIVE RECORDS**

▷ **BATTING AVG.** (min. 250 AB)

|                                |       |
|--------------------------------|-------|
| 1. ♦Jenavee Peres (2015-)      | .403  |
| 2. ♦Zaria Meshack (2015-)      | .386  |
| 3. Trish Mang (1987-88)        | .358  |
| 4. ♦Lorena Bauer (2011-13, 15) | .351  |
| 5. ♦Justeen Maeva (2010-12)    | .345  |
| 6. ♦Brittany Knudsen (2007-10) | .343  |
| 7. ♦Kayla Jordan (2012-15)     | .342  |
| 8. ♦Kellie Nordhagen (1999-02) | .3364 |
| 9. ♦Molly Sturdivant (2015-)   | .3358 |
| 10. ♦Sydnee Cable (2014-)      | .334  |

▷ **ON-BASE PCT.** (min. 250 AB)

|                                   |      |
|-----------------------------------|------|
| 1. ♦Jenavee Peres (2015-)         | .462 |
| 2. ♦Hayley Miles (2011-12, 14-15) | .442 |
| 3. ♦Brittany Knudsen (2007-10)    | .432 |
| 4. ♦Sydnee Cable (2014-)          | .431 |
| 5. Trish Mang (1987-88)           | .431 |
| 6. ♦Patrice Jackson (2010, 12-14) | .426 |
| 7. ♦Zaria Meshack (2015-)         | .424 |
| 8. ♦Molly Sturdivant (2016-)      | .411 |
| 9. ♦Lorena Bauer (2011-13, 15)    | .411 |
| 10. ♦Kayla Jordan (2012-15)       | .408 |

▷ **SLUGGING PCT.** (min. 250 AB)

|                                   |      |
|-----------------------------------|------|
| 1. ♦Lorena Bauer (2011-13, 15)    | .737 |
| 2. ♦Jenavee Peres (2015-)         | .729 |
| 3. ♦Patrice Jackson (2010, 12-14) | .641 |
| 4. ♦Hayley Miles (2011-12, 14-15) | .598 |
| 5. ♦Molly Sturdivant (2016-)      | .568 |
| 6. Trish Mang (1987-88)           | .541 |
| 7. ♦Justeen Maeva (2010-12)       | .524 |
| 8. ♦Kayla Jordan (2012-15)        | .519 |
| 9. ♦Brittany Knudsen (2007-10)    | .468 |
| 10. ♦Sydnee Cable (2014-)         | .468 |

▷ **OPS PCT. (OB% + SLG%)** (min. 250 AB)

|                                   |       |
|-----------------------------------|-------|
| 1. ♦Jenavee Peres (2015-)         | 1.191 |
| 2. ♦Lorena Bauer (2011-13, 15)    | 1.148 |
| 3. ♦Patrice Jackson (2010, 12-14) | 1.067 |
| 4. ♦Hayley Miles (2011-12, 14-15) | 1.040 |
| 5. ♦Molly Sturdivant (2016-)      | .979  |
| 6. Trish Mang (1987-88)           | .972  |
| 7. ♦Justeen Maeva (2010-12)       | .930  |
| 8. ♦Kayla Jordan (2012-15)        | .927  |
| 9. ♦Brittany Knudsen (2007-10)    | .900  |
| 10. ♦Sydnee Cable (2014-)         | .899  |

▷ **GAMES PLAYED**

|                                   |     |
|-----------------------------------|-----|
| 1. ♦Janna Kovensky (2001-04)      | 249 |
| 2. ♦Sarah Hershman (1999-02)      | 235 |
| 3. ♦Kellie Nordhagen (1999-02)    | 231 |
| 4. ♦Joann Figueroa (2001-04)      | 226 |
| 5. ♦Hayley Miles (2011-12, 14-15) | 223 |
| 6. ♦Kayla Jordan (2012-15)        | 222 |
| 7. ♦Brittany Knudsen (2007-10)    | 220 |
| 8. ♦Erryn Gutjahr (1996-99)       | 220 |
| 9. Stephanie Chapel (1990-93)     | 219 |
| 10. ♦Jen Wisneski (2008-11)       | 217 |

▷ **GAMES STARTED** (since 1991)

|                                   |     |
|-----------------------------------|-----|
| 1. ♦Janna Kovensky (2001-04)      | 246 |
| 2. ♦Sarah Hershman (1999-02)      | 229 |
| 3. ♦Kellie Nordhagen (1999-02)    | 225 |
| 4. ♦Hayley Miles (2011-12, 14-15) | 222 |
| 5. ♦Brittany Knudsen (2007-10)    | 218 |
| 6. ♦Erryn Gutjahr (1996-99)       | 218 |
| 7. ♦Jen Wisneski (2008-11)        | 216 |
| 8. ♦Joann Figueroa (2001-04)      | 215 |
| 9. ♦Kayla Jordan (2012-15)        | 212 |
| 10. ♦Chrystal Friesen (1993-96)   | 206 |

▷ **AT BATS**

|                                   |     |
|-----------------------------------|-----|
| 1. ♦Kellie Nordhagen (1999-02)    | 755 |
| 2. ♦Janna Kovensky (2001-04)      | 737 |
| 3. ♦Kayla Jordan (2012-15)        | 699 |
| 4. ♦Sarah Hershman (1999-02)      | 685 |
| 5. ♦Joann Figueroa (2001-04)      | 675 |
| 6. ♦Brittany Knudsen (2007-10)    | 658 |
| 7. Stephanie Chapel (1990-93)     | 657 |
| 8. ♦Erryn Gutjahr (1996-99)       | 642 |
| 9. ♦Hayley Miles (2011-12, 14-15) | 637 |
| 10. ♦Lorena Bauer (2011-13, 15)   | 613 |

▷ **RUNS**

|                                    |     |
|------------------------------------|-----|
| 1. ♦Kayla Jordan (2012-15)         | 167 |
| 2. ♦Hayley Miles (2011-12, 14-15)  | 157 |
| 3. ♦Brittany Knudsen (2007-10)     | 134 |
| 4. ♦Janna Kovensky (2001-04)       | 134 |
| 5. ♦Kellie Nordhagen (1999-02)     | 126 |
| 6. ♦Tamani Wells (2005-08)         | 109 |
| 7. ♦Jenavee Peres (2015-)          | 107 |
| 8. ♦Sarah Hershman (1999-02)       | 102 |
| 9. ♦Lorena Bauer (2011-13, 15)     | 101 |
| 10. ♦Patrice Jackson (2010, 12-14) | 99  |

▷ **HITS**

|                                   |     |
|-----------------------------------|-----|
| 1. ♦Kellie Nordhagen (1999-02)    | 254 |
| 2. ♦Kayla Jordan (2012-15)        | 239 |
| 3. ♦Janna Kovensky (2001-04)      | 227 |
| 4. ♦Brittany Knudsen (2007-10)    | 226 |
| 5. ♦Lorena Bauer (2011-13, 15)    | 215 |
| 6. ♦Sarah Hershman (1999-02)      | 212 |
| 7. ♦Hayley Miles (2011-12, 14-15) | 210 |
| 8. ♦Joann Figueroa (2001-04)      | 193 |
| 9. ♦Sydnee Cable (2014-)          | 185 |
| 10. ♦Erryn Gutjahr (1996-99)      | 184 |

▷ **EXTRA-BASE HITS**

|                                   |     |
|-----------------------------------|-----|
| 1. ♦Lorena Bauer (2011-13, 15)    | 114 |
| 2. ♦Hayley Miles (2011-12, 14-15) | 90  |
| 3. ♦Patrice Jackson (2010, 12-14) | 81  |
| 4. ♦Kayla Jordan (2012-15)        | 72  |
| 5. ♦Jenavee Peres (2015-)         | 59  |
| 6. ♦Brittany Knudsen (2007-10)    | 54  |
| 7. ♦Erryn Gutjahr (1996-99)       | 54  |
| 8. ♦Monica Alnes (2006-07, 09-10) | 50  |
| 9. ♦Kellie Nordhagen (1999-02)    | 48  |
| 10. ♦Janna Kovensky (2001-04)     | 47  |

▷ **SINGLES**

|                                |     |
|--------------------------------|-----|
| 1. ♦Kellie Nordhagen (1999-02) | 206 |
| 2. ♦Janna Kovensky (2001-04)   | 180 |
| 3. ♦Joann Figueroa (2001-04)   | 175 |
| 4. ♦Brittany Knudsen (2007-10) | 172 |
| 5. ♦Sarah Hershman (1999-02)   | 169 |
| 6. ♦Kayla Jordan (2012-15)     | 167 |
| 7. ♦Tamani Wells (2005-08)     | 156 |
| 8. ♦Sydnee Cable (2014-)       | 142 |
| 9. ♦Leia Ruiz (2013-16)        | 141 |
| 10. ♦Erryn Gutjahr (1996-99)   | 130 |

▷ **DOUBLES**

|                                   |    |
|-----------------------------------|----|
| 1. ♦Lorena Bauer (2011-13, 15)    | 51 |
| 2. ♦Hayley Miles (2011-12, 14-15) | 46 |
| 3. ♦Kayla Jordan (2012-15)        | 39 |
| 4. ♦Brittany Knudsen (2007-10)    | 36 |
| 5. ♦Monica Alnes (2006-07, 09-10) | 35 |
| 6. ♦Kellie Nordhagen (1999-02)    | 34 |
| 7. ♦Erryn Gutjahr (1996-99)       | 34 |
| 8. ♦Patrice Jackson (2010, 12-14) | 32 |
| 9. ♦Janna Kovensky (2001-04)      | 27 |
| 10. ♦Sydnee Cable (2014-)         | 26 |
| ♦Kristin May (2010-13)            | 26 |
| ♦Erin Floros (2006-09)            | 26 |
| ♦Tiffany Goudy (2000-02)          | 26 |
| ♦Sarah Hershman (1999-02)         | 26 |
| ♦Shannon Pouelsen (1992-95)       | 26 |
| -----                             |    |
| 18. ♦Jenavee Peres (2015-)        | 24 |

▷ **TRIPLES**

|                                   |    |
|-----------------------------------|----|
| 1. ♦Kayla Jordan (2012-15)        | 14 |
| 2. ♦Kellie Nordhagen (1999-02)    | 12 |
| Stephanie Chapel (1990-93)        | 12 |
| 4. Robin Long (1987-89)           | 10 |
| 5. ♦Brittany Knudsen (2007-10)    | 8  |
| ♦Tonye McCorkle (2008-09)         | 8  |
| ♦Janna Kovensky (2001-04)         | 8  |
| ♦Sarah Hershman (1999-02)         | 8  |
| 9. ♦Hayley Miles (2011-12, 14-15) | 7  |
| ♦Lindsey Marquez (2007-08, 10-11) | 7  |
| ♦Jen Wisneski (2008-11)           | 7  |
| ♦Kelcy Murphy (2001-04)           | 7  |
| ♦Shannon Pouelsen (1992-95)       | 7  |
| Trish Mang (1987-88)              | 7  |
| Katy Murphy (1982-85)             | 7  |

▷ **HOME RUNS**

|                                   |    |
|-----------------------------------|----|
| 1. ♦Lorena Bauer (2011-13, 15)    | 60 |
| 2. ♦Patrice Jackson (2010, 12-14) | 46 |
| 3. ♦Hayley Miles (2011-12, 14-15) | 37 |
| 4. ♦Jenavee Peres (2015-)         | 32 |
| 5. ♦Kayla Jordan (2012-15)        | 19 |
| 6. ♦Justeen Maeva (2010-12)       | 18 |
| 7. ♦Megan McDonald (2005-08)      | 17 |
| ♦Erryn Gutjahr (1996-99)          | 17 |
| 9. ♦Jaylene Ignacio (2014-)       | 16 |
| 10. ♦Sydnee Cable (2014-)         | 14 |
| ♦Molly Sturdivant (2016-)         | 14 |

▷ **RUNS BATTED IN**

|                                   |     |
|-----------------------------------|-----|
| 1. ♦Lorena Bauer (2011-13, 15)    | 200 |
| 2. ♦Patrice Jackson (2010, 12-14) | 138 |
| 3. ♦Hayley Miles (2011-12, 14-15) | 130 |
| 4. ♦Jenavee Peres (2015-)         | 124 |
| 5. ♦Justeen Maeva (2010-12)       | 117 |
| 6. ♦Sydnee Cable (2014-)          | 112 |
| 7. ♦Kelcy Murphy (2001-04)        | 102 |
| ♦Erryn Gutjahr (1996-99)          | 102 |
| 9. ♦Erin Floros (2006-09)         | 101 |
| 10. ♦Sarah Hershman (1999-02)     | 97  |

▷ **TOTAL BASES**

|                                   |     |
|-----------------------------------|-----|
| 1. ♦Lorena Bauer (2011-13, 15)    | 452 |
| 2. ♦Hayley Miles (2011-12, 14-15) | 381 |
| 3. ♦Kayla Jordan (2012-15)        | 363 |
| 4. ♦Patrice Jackson (2010, 12-14) | 351 |
| 5. ♦Kellie Nordhagen (1999-02)    | 318 |
| 6. ♦Brittany Knudsen (2007-10)    | 308 |
| 7. ♦Janna Kovensky (2001-04)      | 306 |
| 8. ♦Jenavee Peres (2015-)         | 282 |
| 9. ♦Sarah Hershman (1999-02)      | 281 |
| 10. ♦Erryn Gutjahr (1996-99)      | 275 |
| -----                             |     |
| 11. ♦Sydnee Cable (2014-)         | 259 |

▷ **WALKS**

|                                   |     |
|-----------------------------------|-----|
| 1. ♦Hayley Miles (2011-12, 14-15) | 120 |
| 2. ♦Patrice Jackson (2010, 12-14) | 103 |
| 3. ♦Brittany Knudsen (2007-10)    | 99  |
| 4. ♦Sydnee Cable (2014-)          | 75  |
| 5. ♦Janna Kovensky (2001-04)      | 71  |
| 6. ♦Megan McDonald (2005-08)      | 69  |
| 7. ♦Kayla Jordan (2012-15)        | 66  |
| 8. ♦Lorena Bauer (2011-13, 15)    | 62  |
| ♦Erin Floros (2006-09)            | 62  |
| ♦Chrystal Friesen (1993-96)       | 62  |

▷ **TIMES HIT BY PITCH** (since 1981)

|                                   |    |
|-----------------------------------|----|
| 1. ♦Sydnee Cable (2014-)          | 25 |
| 2. ♦Megan McDonald (2005-08)      | 16 |
| 3. ♦Kayla Jordan (2012-15)        | 15 |
| 4. ♦Jenavee Peres (2015-)         | 12 |
| 5. ♦Hayley Miles (2011-12, 14-15) | 11 |
| ♦Monica Alnes (2006-07, 09-10)    | 11 |
| Robin Long (1987-89)              | 11 |
| 8. ♦Meagan Hartung (2003-06)      | 10 |
| 9. ♦Kelcy Murphy (2001-04)        | 9  |
| ♦Amber Grahlman (2002-03)         | 9  |
| ♦Tashie Aguinaga (2000-01)        | 9  |

▷ **STOLEN BASES**

|  |    |
|--|----|
| 1. ♦Kayla Jordan (2012-15)               | 66 |
| 2. ♦Kelley Santa Cruz (1996-98)          | 59 |
| 3. ♦Janna Kovensky (2001-04)             | 57 |
| 4. ♦Tamani Wells (2005-08)               | 51 |
| 5. ♦Sarah Hershman (1999-02)             | 50 |
| 6. ♦Brittany Knudsen (2007-10)           | 45 |
| 7. Lori Turken (1982-85)                 | 43 |
| 8. ♦Stefanie Quichocho-Rosario (2007-10) | 40 |
| 9. ♦Gina Punaro (1997-98)                | 39 |
| 10. ♦Felicia Reifschneider (2009-12)     | 38 |

▷ **STOLEN BASE %** (since '83; min. 20 att)

|                                |      |
|--------------------------------|------|
| 1. ♦Tami Simpson (1998-00)     | .933 |
| 2. Lori Turken (1982-85)       | .896 |
| 3. ♦Janna Kovensky (2001-04)   | .877 |
| 4. ♦Kristy Hensel (1996-98)    | .857 |
| 5. ♦Tonye McCorkle (2008-09)   | .852 |
| 6. ♦Gina Punaro (1997-98)      | .848 |
| 7. ♦Kayla Jordan (2012-15)     | .846 |
| 8. ♦Chrystal Friesen (1993-96) | .833 |
| 9. ♦Dominique Dinner (2012-14) | .828 |
| 10. ♦Roshana Lavery (2010-12)  | .826 |
| ♦Stevie Campbell (1993-95)     | .826 |

▷ **SACRIFICE HITS**

|                              |    |
|------------------------------|----|
| 1. ♦Tamani Wells (2005-08)   | 53 |
| 2. Tracy Stowe (1990-92)     | 50 |
| 3. ♦Sarah Hershman (1999-02) | 43 |
| 4. ♦Joann Figueroa (2001-04) | 42 |
| 5. ♦Janna Kovensky (2001-04) | 38 |
| 6. ♦Bree Boyer (2003-06)     | 37 |
| 7. ♦Erin Mahoney (2003-05)   | 36 |
| 8. Joanne Vilarino (1984-85) | 34 |
| 9. Cindy Moser (1982-85)     | 32 |
| 10. ♦Leia Ruiz (2013-16)     | 29 |
| ♦Brittany Knudsen (2007-10)  | 29 |
| Stacy Sullivan (1986-88)     | 29 |

▷ **SACRIFICE FLIES**

|                                   |   |
|-----------------------------------|---|
| 1. ♦Jenavee Peres (2015-)         | 9 |
| ♦Molly Sturdivant (2016-)         | 9 |
| ♦Patrice Jackson (2010, 12-14)    | 9 |
| 4. ♦Megan McDonald (2005-08)      | 8 |
| 5. ♦Sydnee Cable (2014-)          | 7 |
| ♦Jaylene Ignacio (2014-)          | 7 |
| ♦Erryn Gutjahr (1996-99)          | 7 |
| 8. ♦Kristin May (2010-13)         | 6 |
| ♦Lindsey Marquez (2007-08, 10-11) | 6 |
| 10. ♦Justeen Maeva (2010-12)      | 5 |
| ♦Monica Alnes (2006-07, 09-10)    | 5 |
| ♦Brittany Knudsen (2007-10)       | 5 |
| ♦Erin Floros (2006-09)            | 5 |
| ♦Janna Kovensky (2001-04)         | 5 |
| Robin Long (1987-89)              | 5 |

▷ **AB/STRIKEOUT** (since '81; min. 250 AB)

|                                |       |
|--------------------------------|-------|
| 1. Trish Mang (1987-88)        | 76.75 |
| 2. Julie Myers (1990-91)       | 22.21 |
| 3. ♦Tamani Wells (2005-08)     | 17.84 |
| 4. Barbara Mays (1985-86)      | 17.70 |
| 5. ♦Jackie Eigner (1997-98)    | 16.24 |
| 6. Jennifer Woolery (1993-94)  | 15.71 |
| 7. ♦Alicia Matulik (1994-96)   | 15.58 |
| 8. Rachel Acuff (1993-94)      | 15.11 |
| 9. ♦Kellie Nordhagen (1999-02) | 15.10 |
| 10. Jennifer Hamby (1992-93)   | 14.37 |



**AZTEC CAREER RECORDS CONTINUED** (BOLD indicates 2017 player; ♦ indicates happened in Van Wyk era)

**PITCHING RECORDS**

**▷ WINS**

- ♦Sandra Durazo (1998-01) 87
- ♦Christina Ross (2006-08) 70
- ♦Erica Romero (2014-) 67
- ♦Samantha Beasley (2008-11) 61
- ♦Bailey Micetich (2009-12) 58
- ♦Celena Velasquez (2003-06) 55
- ♦Danielle O'Toole (2013-14) 45
- Michelle Wesson (1988-91) 45
- Bre DeSanta (2002-03) 38
- ♦MarQuessa Penrod (1993-96) 38

**▷ WIN PCT. (min. 30 decisions)**

- ♦Danielle O'Toole (2013-14) .726
- ♦Bre DeSanta (2002-03) .717
- ♦Christina Ross (2006-08) .660
- ♦Erica Romero (2014-) .657
- ♦Celena Velasquez (2003-06) .647
- ♦Bailey Micetich (2009-12) .644
- ♦Samantha Beasley (2008-11) .642
- ♦Sandra Durazo (1998-01) .621
- ♦Rebecca Arbino (2012-13) .586
- ♦Alex Formby (2016-) .548

**▷ EARNED RUN AVG. (min. 200 IP)**

- Robyn Reid (1983-85) 0.77
- Patty Mackey (1980-83) 0.95
- Lisa Perettie (1989, 91) 1.12
- Bonnie Rice (1984-85) 1.25
- ♦Bre DeSanta (2002-03) 1.26
- Lisa Michie (1983-86) 1.39
- ♦Christina Ross (2006-08) 1.50
- Michelle Wesson (1988-91) 1.55
- Karen McCormick (1991-94) 1.62
- Mya Sanders (1981-82) 1.68

**▷ APPEARANCES**

- ♦Sandra Durazo (1998-01) 165
- ♦Erica Romero (2014-) 154
- ♦Samantha Beasley (2008-11) 139
- ♦Celena Velasquez (2003-06) 138
- ♦Bailey Micetich (2009-12) 136
- ♦MarQuessa Penrod (1993-96) 132
- ♦Christina Ross (2006-08) 129
- Michelle Wesson (1988-91) 129
- Karen McCormick (1991-94) 119
- ♦Lisa Gonzales (1994-97) 90

**▷ GAMES STARTED**

- ♦Sandra Durazo (1998-01) 116
- ♦Erica Romero (2014-) 101
- ♦Christina Ross (2006-08) 96
- ♦Samantha Beasley (2008-11) 92
- Karen McCormick (1991-94) 92
- Michelle Wesson (1988-91) 92
- ♦Bailey Micetich (2009-12) 91
- ♦MarQuessa Penrod (1993-96) 88
- ♦Celena Velasquez (2003-06) 82
- Robyn Reid (1983-85) 72

**▷ COMPLETE GAMES**

- ♦Sandra Durazo (1998-01) 95
- ♦Christina Ross (2006-08) 72
- Michelle Wesson (1988-91) 71
- Karen McCormick (1991-94) 68
- Robyn Reid (1983-85) 61
- ♦MarQuessa Penrod (1993-96) 59
- Patty Mackey (1980-83) 58
- ♦Celena Velasquez (2003-06) 46
- ♦Samantha Beasley (2008-11) 45
- ♦Bailey Micetich (2009-12) 41

**▷ SOLO SHUTOUTS (since 1999)**

- ♦Samantha Beasley (2008-11) 23
- ♦Christina Ross (2006-08) 23
- ♦Celena Velasquez (2003-06) 20
- ♦Sandra Durazo (1998-01) 19
- ♦Bailey Micetich (2009-12) 17
- ♦Bre DeSanta (2002-03) 12
- ♦Danielle O'Toole (2013-14) 10
- ♦Rebecca Arbino (2012-13) 9
- ♦Erica Romero (2014-) 8
- ♦Cori Janelli (2004-05) 8

**▷ TOTAL SHUTOUTS (since 1983)**

- ♦Samantha Beasley (2008-11) 36
- ♦Christina Ross (2006-08) 28
- ♦Sandra Durazo (1998-01) 28
- ♦Bailey Micetich (2009-12) 27
- ♦Celena Velasquez (2003-06) 25
- Michelle Wesson (1988-91) 23
- Robyn Reid (1983-85) 23
- Karen McCormick (1991-94) 18
- ♦Danielle O'Toole (2013-14) 17
- ♦Bre DeSanta (2002-03) 16

**▷ SAVES**

- ♦Celena Velasquez (2003-06) 12
- ♦Samantha Beasley (2008-11) 11
- ♦Alex Formby (2016-) 10
- ♦Bre DeSanta (2002-03) 7
- ♦Rebecca Arbino (2012-13) 6
- ♦Christina Ross (2006-08) 6
- ♦Erica Romero (2014-) 5
- ♦Renae Mohamed (1996-97) 5
- ♦Bailey Micetich (2009-12) 4
- ♦Sandra Durazo (1998-01) 3
- ♦Lisa Gonzales (1994-97) 3
- Michelle Wesson (1988-91) 3
- Julie McDonald (2016-) 2

**▷ INNINGS PITCHED**

- ♦Sandra Durazo (1998-01) 879.0
- ♦Christina Ross (2006-08) 691.1
- Michelle Wesson (1988-91) 681.2
- ♦Erica Romero (2014-) 649.0
- ♦MarQuessa Penrod (1993-96) 641.0
- ♦Samantha Beasley (2008-11) 639.2
- Karen McCormick (1991-94) 632.1
- ♦Bailey Micetich (2009-12) 602.0
- ♦Celena Velasquez (2003-06) 584.2
- Robyn Reid (1983-85) 544.1

**▷ STRIKEOUTS**

- ♦Samantha Beasley (2008-11) 799
- ♦Christina Ross (2006-08) 612
- ♦Bailey Micetich (2009-12) 611
- ♦Sandra Durazo (1998-01) 543
- ♦Celena Velasquez (2003-06) 529
- ♦Erica Romero (2014-) 397
- Robyn Reid (1983-85) 361
- ♦Bre DeSanta (2002-03) 354
- ♦Danielle O'Toole (2013-14) 317
- ♦Rebecca Arbino (2012-13) 308

**▷ K'S PER 7 INNINGS (min. 200 IP)**

- ♦Samantha Beasley (2008-11) 8.74
- ♦Bailey Micetich (2009-12) 7.10
- ♦Bre DeSanta (2002-03) 6.39
- ♦Celena Velasquez (2003-06) 6.33
- ♦Christina Ross (2006-08) 6.20
- ♦Cori Janelli (2004-05) 6.03
- ♦Rebecca Arbino (2012-13) 5.70
- ♦Danielle O'Toole (2013-14) 5.39
- Mya Sanders (1981-82) 4.66
- Robyn Reid (1983-85) 4.64

**▷ WALKS PER 7 INNINGS (min. 200 IP)**

- ♦Celena Velasquez (2003-06) 0.98
- Sara Ahern (1989-91) 1.03
- ♦Renae Mohamed (1996-97) 1.04
- Robyn Reid (1983-85) 1.09
- ♦Cori Janelli (2004-05) 1.20
- Lisa Perettie (1989, 91) 1.21
- ♦Deanna Richards (2003-04) 1.31
- Patty Mackey (1980-83) 1.32
- ♦Bailey Micetich (2009-12) 1.326
- ♦Rebecca Arbino (2012-13) 1.332

**▷ K/BB RATIO (min. 200 IP)**

- ♦Celena Velasquez (2003-06) 6.45
- ♦Bailey Micetich (2009-12) 5.36
- ♦Cori Janelli (2004-05) 5.02
- ♦Rebecca Arbino (2012-13) 4.28
- Robyn Reid (1983-85) 4.25
- ♦Christina Ross (2006-08) 3.97
- ♦Danielle O'Toole (2013-14) 3.96
- ♦Samantha Beasley (2008-11) 3.86
- ♦Deanna Richards (2003-04) 2.51
- ♦Bre DeSanta (2002-03) 2.48

**▷ OPP. AVG. (min. 200 IP) (since 1991)**

- ♦Bre DeSanta (2002-03) .191
- ♦Samantha Beasley (2008-11) .207
- ♦Celena Velasquez (2003-06) .211
- ♦Christina Ross (2006-08) .218
- ♦Cori Janelli (2004-05) .225
- Karen McCormick (1991-94) .233
- ♦Deanna Richards (2003-04) .239
- ♦Sandra Durazo (1998-01) .240
- ♦Danielle O'Toole (2013-14) .242
- ♦Bailey Micetich (2009-12) .246

**▷ HITS PER 7 INNINGS (min. 200 IP)**

- Robyn Reid (1983-85) 4.30
- ♦Bre DeSanta (2002-03) 4.655
- Mya Sanders (1981-82) 4.662
- Patty Mackey (1980-83) 4.73
- Bonnie Rice (1984-85) 5.11
- Lisa Perettie (1989, 91) 5.27
- ♦Samantha Beasley (2008-11) 5.36
- ♦Celena Velasquez (2003-06) 5.44
- Lisa Michie (1983-86) 5.57
- ♦Cori Janelli (2004-05) 6.02

**▷ WHIP (Walks+Hits/IP) (min. 200 IP)**

- Robyn Reid (1983-85) 0.770
- Patty Mackey (1980-83) 0.858
- Lisa Perettie (1989, 91) 0.926
- ♦Celena Velasquez (2003-06) 0.917
- Bonnie Rice (1984-85) 1.007
- ♦Cori Janelli (2004-05) 1.032
- ♦Bre DeSanta (2002-03) 1.034
- ♦Christina Ross (2006-08) 1.041
- Lisa Michie (1983-86) 1.064
- ♦Samantha Beasley (2008-11) 1.090

**DEFENSIVE RECORDS**

**▷ FIELDING % (since '81, min. 300 chances)**

- Debbie Burford (1991) .998
- Kathy Benson (1981) .994
- ♦Erin Floros (2006-09) .993
- Joey Clark (1994) .992
- ♦Kristin May (2010-13) .990
- ♦Jacque Vaca (2003) .9891
- ♦Eva Sahatdjan (2010-11) .9888
- ♦Danielle Touhey (2002-05) .986
- ♦Amber Grahman (2002-03) .985
- Cindy Moser (1982-85) .984

**▷ CHANCES (since 1981)**

- ♦Erryn Gutjahr (1996-99) 1,626
- ♦Monica Alnes (2006-07, 09-10) 1,191
- ♦Summer Ehsam (1999-02) 1,143
- ♦Sydney Cable (2014-) 1,061
- ♦Sarah Hershman (1999-02) 1,061
- ♦Erin Floros (2006-09) 1,059
- ♦Megan McDonald (2005-08) 1,033
- Leslie Lung (1988-89) 1,001
- Stacy Goff (1986-87) 987
- ♦Kristin May (2010-13) 904

**▷ PUTOUTS (since 1981)**

- ♦Erryn Gutjahr (1996-99) 1,453
- ♦Monica Alnes (2006-07, 09-10) 1,051
- ♦Sydney Cable (2014-) 990
- ♦Megan McDonald (2005-08) 945
- ♦Erin Floros (2006-09) 936
- ♦Summer Ehsam (1999-02) 923
- Leslie Lung (1988-89) 920
- Stacy Goff (1986-87) 880
- ♦Kristin May (2010-13) 829
- ♦Danielle Touhey (2002-05) 712

**▷ ASSISTS (since 1981)**

- ♦Chrystal Friesen (1993-96) 412
- ♦Joann Figueroa (2001-04) 409
- ♦Kelcy Murphy (2001-04) 386
- ♦Sarah Hershman (1999-02) 370
- Barbara Mays (1985-86) 342
- ♦Jen Wisneski (2008-11) 338
- ♦Leia Ruiz (2013-16) 337
- Julie Myers (1990-91) 322
- ♦Tashie Aguinaga (2000-01) 311
- ♦Vanessa Villegas (1999-01) 310

**▷ CAUGHT STEALING BY (Since 2000)**

- ♦Megan McDonald (2005-08) 35
- ♦Erin Floros (2006-09) 29
- ♦Kristin May (2010-13) 23
- ♦Brooke Johnson (1999-01) 20
- ♦Jenavee Peres (2015-) 19
- ♦Danielle Touhey (2002-05) 18
- ♦Eva Sahatdjan (2010-11) 13

**▷ CAUGHT STEALING % (min. 20 att) (since '00)**

- ♦Erin Floros (2006-09) .483
- ♦Megan McDonad (2005-08) .398
- ♦Jenavee Peres (2015-) .365
- ♦Amber Grahman (2002-03) .293
- ♦Brooke Johnson (1999-01) .247
- ♦Eva Sahatdjan (2010-11) .236
- ♦Danielle Touhey (2002-05) .234



**AZTEC MOUNTAIN WEST SEASON RECORDS** (*BOLD* indicates happened this season; ♦ indicates happened in Van Wyk era)

**OFFENSIVE RECORDS**

▷ **BATTING AVG.** (*min. 30 AB*)

|    |                               |      |
|----|-------------------------------|------|
| 1. | ♦ <b>Jenavee Peres (2017)</b> | .530 |
| 2. | ♦Lorena Bauer (2015)          | .519 |
| 3. | ♦Hayley Miles (2011)          | .512 |
| 4. | ♦Erin Floros (2006)           | .491 |
| 5. | ♦Hayley Miles (2012)          | .487 |
| 6. | ♦Lorena Bauer (2013)          | .469 |
| 7. | ♦Kayla Jordan (2015)          | .463 |

▷ **ON-BASE PCT.** (*min. 30 AB*)

|    |                               |      |
|----|-------------------------------|------|
| 1. | ♦Hayley Miles (2012)          | .623 |
| 2. | ♦Lorena Bauer (2015)          | .587 |
| 3. | ♦ <b>Jenavee Peres (2017)</b> | .582 |
| 4. | ♦Erin Floros (2006)           | .578 |
| 5. | ♦Hayley Miles (2011)          | .556 |
| 6. | ♦Patrice Jackson (2014)       | .550 |
| 7. | ♦Kayla Jordan (2012)          | .549 |

▷ **SLUGGING PCT.** (*min. 30 AB*)

|    |                               |       |
|----|-------------------------------|-------|
| 1. | ♦Hayley Miles (2012)          | 1.359 |
| 2. | ♦Lorena Bauer (2015)          | 1.127 |
| 3. | ♦Patrice Jackson (2013)       | 1.042 |
| 4. | ♦ <b>Jenavee Peres (2017)</b> | .955  |
| 5. | ♦Patrice Jackson (2012)       | .923  |
| 6. | ♦Lorena Bauer (2013)          | .878  |
| 7. | ♦Hayley Miles (2011)          | .805  |

▷ **OPS PCT. (OB% + SLG%)** (*min. 30 AB*)

|    |                               |       |
|----|-------------------------------|-------|
| 1. | ♦Hayley Miles (2012)          | 1.982 |
| 2. | ♦Lorena Bauer (2015)          | 1.714 |
| 3. | ♦Patrice Jackson (2013)       | 1.550 |
| 4. | ♦ <b>Jenavee Peres (2017)</b> | 1.537 |
| 5. | ♦Lorena Bauer (2013)          | 1.414 |
| 6. | ♦Patrice Jackson (2012)       | 1.378 |
| 7. | ♦Hayley Miles (2011)          | 1.361 |

▷ **GAMES PLAYED**

|    |                          |    |
|----|--------------------------|----|
| 1. | ♦Sydnee Cable (2016)     | 24 |
|    | ♦Samantha Camello (2016) | 24 |
|    | ♦Zaria Meshack (2016)    | 24 |
|    | ♦Frankie Orlando (2016)  | 24 |
|    | ♦Leia Ruiz (2016)        | 24 |
|    | ♦Molly Sturdivant (2016) | 24 |
|    | ♦Lorena Bauer (2015)     | 24 |
|    | ♦Sydnee Cable (2015)     | 24 |
|    | ♦Samantha Camello (2015) | 24 |
|    | ♦Kayla Jordan (2015)     | 24 |
|    | ♦Hayley Miles (2015)     | 24 |
|    | ♦Jenavee Peres (2015)    | 24 |
|    | ♦Erica Romero (2015)     | 24 |
|    | ♦Leia Ruiz (2015)        | 24 |
|    | ♦Sydnee Cable (2014)     | 24 |
|    | ♦Dominique Dinner (2014) | 24 |
|    | ♦Patrice Jackson (2014)  | 24 |
|    | ♦Kayla Jordan (2014)     | 24 |
|    | ♦Katie Mathis (2014)     | 24 |
|    | ♦Hayley Miles (2014)     | 24 |
|    | ♦Leia Ruiz (2014)        | 24 |

▷ **GAMES STARTED**

|    |                          |    |
|----|--------------------------|----|
| 1. | ♦Sydnee Cable (2016)     | 24 |
|    | ♦Samantha Camello (2016) | 24 |
|    | ♦Zaria Meshack (2016)    | 24 |
|    | ♦Frankie Orlando (2016)  | 24 |
|    | ♦Leia Ruiz (2016)        | 24 |
|    | ♦Molly Sturdivant (2016) | 24 |
|    | ♦Lorena Bauer (2015)     | 24 |
|    | ♦Samantha Camello (2015) | 24 |
|    | ♦Kayla Jordan (2015)     | 24 |
|    | ♦Jenavee Peres (2015)    | 24 |
|    | ♦Erica Romero (2015)     | 24 |
|    | ♦Leia Ruiz (2015)        | 24 |
|    | ♦Sydnee Cable (2014)     | 24 |
|    | ♦Patrice Jackson (2014)  | 24 |
|    | ♦Kayla Jordan (2014)     | 24 |
|    | ♦Katie Mathis (2014)     | 24 |
|    | ♦Hayley Miles (2014)     | 24 |
|    | ♦Leia Ruiz (2014)        | 24 |

▷ **AT BATS**

|    |                          |    |
|----|--------------------------|----|
| 1. | ♦Samantha Camello (2016) | 86 |
|    | ♦Kayla Jordan (2014)     | 86 |
| 3. | ♦Kayla Jordan (2015)     | 82 |
| 4. | ♦Lorena Bauer (2015)     | 79 |
| 5. | ♦Katie Mathis (2014)     | 76 |
| 6. | ♦Molly Sturdivant (2016) | 75 |
|    | ♦Sydnee Cable (2015)     | 75 |

▷ **RUNS**

|    |                               |    |
|----|-------------------------------|----|
| 1. | ♦Kayla Jordan (2015)          | 35 |
| 2. | ♦ <b>Jenavee Peres (2017)</b> | 27 |
| 3. | ♦Lorena Bauer (2015)          | 26 |
| 4. | ♦Hayley Miles (2012)          | 21 |
| 5. | ♦ <b>Zaria Meshack (2017)</b> | 20 |
| 6. | ♦Leia Ruiz (2016)             | 19 |
|    | ♦Patrice Jackson (2013)       | 19 |

▷ **HITS**

|    |                               |    |
|----|-------------------------------|----|
| 1. | ♦Lorena Bauer (2015)          | 41 |
| 2. | ♦Kayla Jordan (2015)          | 38 |
| 3. | ♦ <b>Jenavee Peres (2017)</b> | 35 |
| 4. | ♦Samantha Camello (2016)      | 32 |
| 5. | ♦ <b>Zaria Meshack (2017)</b> | 30 |
| 6. | ♦Jenavee Peres (2015)         | 28 |
|    | ♦Kellie Nordhagen (2000)      | 28 |

▷ **EXTRA-BASE HITS**

|    |                               |    |
|----|-------------------------------|----|
| 1. | ♦Lorena Bauer (2015)          | 21 |
| 2. | ♦Kayla Jordan (2015)          | 14 |
| 3. | ♦ <b>Jenavee Peres (2017)</b> | 13 |
|    | ♦Patrice Jackson (2013)       | 13 |
|    | ♦Hayley Miles (2012)          | 13 |
| 6. | ♦Patrice Jackson (2012)       | 12 |
| 7. | ♦Jenavee Peres (2015)         | 11 |

▷ **SINGLES**

|    |                               |    |
|----|-------------------------------|----|
| 1. | ♦ <b>Zaria Meshack (2017)</b> | 28 |
| 2. | ♦Kayla Jordan (2015)          | 24 |
|    | ♦Katie Mathis (2014)          | 24 |
| 4. | ♦Samantha Camello (2016)      | 23 |
|    | ♦Dominique Dinner (2014)      | 23 |
| 6. | ♦Zaria Meshack (2016)         | 22 |
|    | ♦Kayla Jordan (2014)          | 22 |

▷ **DOUBLES**

|    |                            |   |
|----|----------------------------|---|
| 1. | ♦ <b>Katie Byrd (2017)</b> | 9 |
| 2. | ♦Kayla Jordan (2015)       | 8 |
|    | ♦Patrice Jackson (2012)    | 8 |
| 4. | ♦Samantha Camello (2016)   | 7 |
|    | ♦Lorena Bauer (2015)       | 7 |
| 6. | ♦Jenavee Peres (2015)      | 6 |
|    | ♦Hayley Miles (2014)       | 6 |
|    | ♦Brittany Knudsen (2009)   | 6 |
|    | ♦Monica Alnes (2006)       | 6 |
|    | ♦Erin Floros (2006)        | 6 |
|    | ♦Meagan Hartung (2004)     | 6 |
|    | ♦Kelcy Murphy (2004)       | 6 |
|    | ♦Kellie Nordhagen (2000)   | 6 |

▷ **TRIPLES**

|    |                                 |   |
|----|---------------------------------|---|
| 1. | ♦Leia Ruiz (2015)               | 2 |
|    | ♦Kayla Jordan (2012)            | 2 |
|    | ♦Tonye McCorkle (2008)          | 2 |
|    | ♦Brittany Knudsen (2007)        | 2 |
| 5. | ♦ <b>Jenavee Peres (2017)</b>   | 1 |
|    | ♦ <b>Shelby Thompson (2017)</b> | 1 |
|    | ♦ <b>Kiera Wright (2017)</b>    | 1 |
|    | ♦37 others tied at              | 1 |

▷ **HOME RUNS**

|    |                                 |    |
|----|---------------------------------|----|
| 1. | ♦Lorena Bauer (2015)            | 13 |
| 2. | ♦Hayley Miles (2012)            | 10 |
| 3. | ♦Patrice Jackson (2013)         | 9  |
| 4. | ♦ <b>Jenavee Peres (2017)</b>   | 7  |
| 5. | ♦Kayla Jordan (2015)            | 6  |
| 6. | ♦ <b>Shelby Thompson (2017)</b> | 5  |
|    | ♦Molly Sturdivant (2016)        | 5  |
|    | ♦Sydnee Cable (2015)            | 5  |
|    | ♦Jenavee Peres (2015)           | 5  |
|    | ♦Jaylene Ignacio (2014)         | 5  |
|    | ♦Patrice Jackson (2014)         | 5  |
|    | ♦Lorena Bauer (2013)            | 5  |

▷ **RUNS BATTED IN**

|    |                                  |    |
|----|----------------------------------|----|
| 1. | ♦Lorena Bauer (2015)             | 37 |
| 2. | ♦Jenavee Peres (2015)            | 26 |
| 3. | ♦ <b>Jenavee Peres (2017)</b>    | 24 |
|    | ♦Molly Sturdivant (2016)         | 24 |
| 5. | ♦ <b>Molly Sturdivant (2017)</b> | 22 |
| 6. | ♦Hayley Miles (2012)             | 21 |
| 7. | ♦Kelcy Murphy (2002)             | 20 |

▷ **TOTAL BASES**

|    |                               |    |
|----|-------------------------------|----|
| 1. | ♦Lorena Bauer (2015)          | 89 |
| 2. | ♦Kayla Jordan (2015)          | 64 |
| 3. | ♦ <b>Jenavee Peres (2017)</b> | 63 |
| 4. | ♦Hayley Miles (2012)          | 53 |
| 5. | ♦Patrice Jackson (2013)       | 50 |
| 6. | ♦Jenavee Peres (2015)         | 49 |
| 7. | ♦Samantha Camello (2016)      | 45 |

▷ **WALKS**

|    |                                  |    |
|----|----------------------------------|----|
| 1. | ♦Patrice Jackson (2014)          | 25 |
| 2. | ♦Hayley Miles (2014)             | 16 |
| 3. | ♦Kayla Bufardeci (2015)          | 14 |
| 4. | ♦ <b>Molly Sturdivant (2017)</b> | 13 |
|    | ♦Lorena Bauer (2015)             | 13 |
|    | ♦Kayla Jordan (2015)             | 13 |
|    | ♦Hayley Miles (2012)             | 13 |
|    | ♦Melissa Owens (2006)            | 13 |

▷ **TIMES HIT BY PITCH**

|    |                               |   |
|----|-------------------------------|---|
| 1. | ♦ <b>Jenavee Peres (2017)</b> | 5 |
| 2. | ♦Sydnee Cable (2015)          | 4 |
| 3. | ♦ <b>Katie Byrd (2017)</b>    | 3 |
|    | ♦Sydnee Cable (2016)          | 3 |
|    | ♦Sam Vlot (2016)              | 3 |
|    | ♦Jenavee Peres (2015)         | 3 |
|    | ♦Erin Floros (2008)           | 3 |
|    | ♦Meagan Hartung (2006)        | 3 |
|    | ♦Amber Grahlman (2002)        | 3 |

▷ **STOLEN BASES**

|    |                          |    |
|----|--------------------------|----|
| 1. | ♦Kayla Jordan (2014)     | 11 |
| 2. | ♦Kayla Jordan (2015)     | 10 |
| 3. | ♦Brittany Knudsen (2007) | 9  |
| 4. | ♦Tamani Wells (2008)     | 8  |
| 5. | ♦Katie Mathis (2014)     | 7  |
|    | ♦Kayla Jordan (2013)     | 7  |
|    | ♦Sarah Hershman (2000)   | 7  |

▷ **STOLEN BASE %** (*min. 3 att*)

|    |                               |                   |
|----|-------------------------------|-------------------|
| 1. | ♦Kayla Jordan (2015)          | 1.000 (10-for-10) |
|    | ♦Brittany Knudsen (2007)      | 1.000 (9-for-9)   |
|    | ♦Kayla Jordan (2013)          | 1.000 (7-for-7)   |
|    | ♦Tonye McCorkle (2009)        | 1.000 (6-for-6)   |
|    | ♦Janna Kovensky (2004)        | 1.000 (6-for-6)   |
|    | ♦Jenavee Peres (2015)         | 1.000 (5-for-5)   |
|    | ♦Zaria Meshack (2015)         | 1.000 (5-for-5)   |
|    | ♦Tonye McCorkle (2008)        | 1.000 (5-for-5)   |
|    | ♦Sarah Hershman (2002)        | 1.000 (5-for-5)   |
|    | ♦Aris Metcalfe (2016)         | 1.000 (4-for-4)   |
|    | ♦Jen Wisneski (2011)          | 1.000 (4-for-4)   |
|    | ♦Kelcy Murphy (2004)          | 1.000 (4-for-4)   |
|    | ♦Joann Figueroa (2002)        | 1.000 (4-for-4)   |
|    | ♦Janna Kovensky (2001)        | 1.000 (4-for-4)   |
|    | ♦Felicia Reifschneider (2011) | 1.000 (3-for-3)   |
|    | ♦S. Quichocho-Rosario (2010)  | 1.000 (3-for-3)   |
|    | ♦Melissa Owens (2007)         | 1.000 (3-for-3)   |
|    | ♦Sarah Hershman (2001)        | 1.000 (3-for-3)   |
|    | ♦Tiffany Goudy (2000)         | 1.000 (3-for-3)   |

▷ **SACRIFICE HITS**

|    |                          |    |
|----|--------------------------|----|
| 1. | ♦Leia Ruiz (2016)        | 10 |
| 2. | ♦Tamani Wells (2008)     | 9  |
| 3. | ♦Samantha Camello (2015) | 8  |
|    | ♦Bree Boyer (2004)       | 8  |
|    | ♦Joann Figueroa (2002)   | 8  |
| 6. | ♦Sarah Hershman (2002)   | 7  |
|    | ♦Tashie Aguinaga (2001)  | 7  |

▷ **SACRIFICE FLIES**

|    |                                  |   |
|----|----------------------------------|---|
| 1. | ♦ <b>Jaylene Ignacio (2017)</b>  | 3 |
|    | ♦ <b>Molly Sturdivant (2017)</b> | 3 |
|    | ♦Molly Sturdivant (2016)         | 3 |
| 4. | ♦ <b>Jenavee Peres (2017)</b>    | 2 |
|    | ♦Sydnee Cable (2016)             | 2 |
|    | ♦Jenavee Peres (2015)            | 2 |
|    | ♦Jaylene Ignacio (2015)          | 2 |
|    | ♦Sydnee Cable (2014)             | 2 |
|    | ♦Tiffany Corder (2013)           | 2 |
|    | ♦Melissa Owens (2007)            | 2 |
|    | ♦Janna Kovensky (2002)           | 2 |

▷ **AB/STRIKEOUT** (*min. 30 AB*)

|    |                          |                  |
|----|--------------------------|------------------|
| 1. | ♦Tamani Wells (2007)     | Infinity (67 AB) |
| 2. | ♦Tamani Wells (2006)     | 55.00            |
| 3. | ♦Janna Kovensky (2001)   | 50.00            |
| 4. | ♦Erin Floros (2009)      | 48.00            |
| 5. | ♦Hayley Miles (2012)     | 39.00            |
| 6. | ♦Bree Boyer (2006)       | 37.00            |
|    | ♦Alexis Gutierrez (2000) | 37.00            |

▷ **MULTI-HIT GAMES**

|    |                                 |    |
|----|---------------------------------|----|
| 1. | ♦Lorena Bauer (2015)            | 14 |
| 2. | ♦Kayla Jordan (2015)            | 12 |
| 3. | ♦ <b>Jenavee Peres (2017)</b>   | 11 |
| 4. | ♦ <b>Sydnee Cable (2017)</b>    | 10 |
|    | ♦Jenavee Peres (2015)           | 10 |
| 6. | ♦Lorena Bauer (2013)            | 9  |
| 7. | ♦ <b>Zaria Meshack (2017)</b>   | 8  |
|    | ♦ <b>Shelby Thompson (2017)</b> | 8  |
|    | ♦Kayla Jordan (2014)            | 8  |
|    | ♦Erin Floros (2006)             | 8  |

▷ **MULTI-RBI GAMES**

|    |                                  |   |
|----|----------------------------------|---|
| 1. | ♦Lorena Bauer (2015)             | 8 |
|    | ♦Jenavee Peres (2015)            | 8 |
| 3. | ♦ <b>Molly Sturdivant (2017)</b> | 7 |
|    | ♦Molly Sturdivant (2016)         | 7 |
|    | ♦Hayley Miles (2012)             | 7 |
| 6. | ♦ <b>Katie Byrd (2017)</b>       | 6 |
| 7. | ♦ <b>Sydnee Cable (2017)</b>     | 5 |
|    | ♦ <b>Jenavee Peres (2017)</b>    | 5 |
|    | ♦Jaylene Ignacio (2016)          | 5 |
|    | ♦Kayla Jordan (2015)             | 5 |

**AZTEC MOUNTAIN WEST SEASON RECORDS CONTINUED**

**PITCHING RECORDS**

▷ **WINS**

|                             |    |
|-----------------------------|----|
| 1. ♦Erica Romero (2015)     | 18 |
| 2. ♦Danielle O'Toole (2014) | 13 |
| ♦Christina Ross (2008)      | 13 |
| 4. ♦Sandra Durazo (2000)    | 12 |
| 5. ♦Samantha Beasley (2010) | 11 |
| ♦Bre DeSanta (2002)         | 11 |
| 7. ♦Sandra Durazo (2001)    | 10 |

▷ **WIN PCT. (min. 5 decisions)**

|                             |              |
|-----------------------------|--------------|
| 1. ♦Bre DeSanta (2002)      | 1.000 (11-0) |
| ♦Bre DeSanta (2003)         | 1.000 (6-0)  |
| 3. ♦Celena Velasquez (2004) | .857         |
| 4. ♦Danielle O'Toole (2013) | .833         |
| 5. ♦Bailey Micetich (2012)  | .800         |
| ♦Christina Ross (2006)      | .800         |
| ♦Celena Velasquez (2006)    | .800         |

▷ **EARNED RUN AVG. (min. 24 IP)**

|                             |      |
|-----------------------------|------|
| 1. ♦Celena Velasquez (2003) | 0.81 |
| 2. ♦Bre DeSanta (2002)      | 0.83 |
| 3. ♦Celena Velasquez (2004) | 0.85 |
| 4. ♦Christina Ross (2008)   | 1.01 |
| 5. ♦Bailey Micetich (2009)  | 1.09 |
| 6. ♦Samantha Beasley (2010) | 1.21 |
| 7. ♦Bre DeSanta (2003)      | 1.38 |

▷ **APPEARANCES**

|                             |    |
|-----------------------------|----|
| 1. ♦Erica Romero (2015)     | 24 |
| 2. ♦Danielle O'Toole (2014) | 21 |
| 3. ♦Alex Formby (2016)      | 20 |
| 4. ♦Christina Ross (2008)   | 19 |
| 5. ♦Christina Ross (2007)   | 18 |
| 6. ♦Sandra Durazo (2000)    | 17 |
| 7. ♦Erica Romero (2016)     | 16 |

▷ **GAMES STARTED**

|                             |    |
|-----------------------------|----|
| 1. ♦Erica Romero (2015)     | 21 |
| 2. ♦Danielle O'Toole (2014) | 16 |
| ♦Christina Ross (2008)      | 16 |
| 4. ♦Samantha Beasley (2010) | 14 |
| ♦Sandra Durazo (2001)       | 14 |
| 6. ♦Erica Romero (2016)     | 13 |
| ♦Christina Ross (2007)      | 13 |
| 7. ♦Bre DeSanta (2002)      | 11 |
| ♦Sandra Durazo (2000)       | 11 |

▷ **COMPLETE GAMES**

|                             |    |
|-----------------------------|----|
| 1. ♦Christina Ross (2008)   | 14 |
| 2. ♦Erica Romero (2015)     | 13 |
| 3. ♦Sandra Durazo (2001)    | 12 |
| 4. ♦Danielle O'Toole (2014) | 11 |
| 5. ♦Christina Ross (2007)   | 10 |
| ♦Bre DeSanta (2002)         | 10 |
| 7. ♦Samantha Beasley (2010) | 9  |
| ♦Sandra Durazo (2000)       | 9  |

▷ **SOLO SHUTOUTS**

|                             |   |
|-----------------------------|---|
| 1. ♦Christina Ross (2008)   | 6 |
| 2. ♦Samantha Beasley (2010) | 5 |
| 3. ♦Celena Velasquez (2003) | 4 |
| 4. ♦Danielle O'Toole (2014) | 3 |
| ♦Bailey Micetich (2011)     | 3 |
| ♦Bre DeSanta (2002)         | 3 |
| ♦Sandra Durazo (2001)       | 3 |

▷ **TOTAL SHUTOUTS**

|                             |   |
|-----------------------------|---|
| 1. ♦Christina Ross (2008)   | 6 |
| 2. ♦Danielle O'Toole (2014) | 5 |
| ♦Samantha Beasley (2010)    | 5 |
| ♦Bre DeSanta (2002)         | 5 |
| 5. ♦Rebecca Arbino (2013)   | 4 |
| ♦Celena Velasquez (2003)    | 4 |
| 7. ♦Bailey Micetich (2011)  | 3 |
| ♦Bailey Micetich (2009)     | 3 |
| ♦Samantha Beasley (2009)    | 3 |
| ♦Celena Velasquez (2005)    | 3 |
| ♦Sandra Durazo (2001)       | 3 |

▷ **SAVES**

|                             |   |
|-----------------------------|---|
| 1. ♦Celena Velasquez (2004) | 5 |
| 2. ♦Alex Formby (2017)      | 4 |
| 3. ♦Alex Formby (2016)      | 3 |
| ♦Bre DeSanta (2002)         | 3 |
| 5. ♦Marissa Moreno (2017)   | 1 |
| ♦Julie McDonald (2016)      | 1 |
| ♦Sydnee Cable (2015)        | 1 |
| ♦Erica Romero (2014)        | 1 |
| ♦Rebecca Arbino (2013)      | 1 |
| ♦Rebecca Arbino (2012)      | 1 |
| ♦Bailey Micetich (2012)     | 1 |
| ♦Samantha Beasley (2009)    | 1 |
| ♦Christina Ross (2008)      | 1 |
| ♦Christina Ross (2007)      | 1 |
| ♦Celena Velasquez (2005)    | 1 |
| ♦Deanna Richards (2003)     | 1 |

▷ **INNINGS PITCHED**

|                             |       |
|-----------------------------|-------|
| 1. ♦Erica Romero (2015)     | 145.2 |
| 2. ♦Danielle O'Toole (2014) | 117.0 |
| 3. ♦Christina Ross (2008)   | 110.2 |
| 4. ♦Sandra Durazo (2001)    | 100.2 |
| 5. ♦Samantha Beasley (2010) | 92.2  |
| 6. ♦Sandra Durazo (2000)    | 88.2  |
| 7. ♦Christina Ross (2007)   | 88.0  |

▷ **STRIKEOUTS**

|                             |     |
|-----------------------------|-----|
| 1. ♦Samantha Beasley (2010) | 128 |
| 2. ♦Christina Ross (2008)   | 108 |
| 3. ♦Christina Ross (2007)   | 82  |
| 4. ♦Rebecca Arbino (2013)   | 73  |
| 5. ♦Danielle O'Toole (2014) | 72  |
| 6. ♦Erica Romero (2015)     | 71  |
| 7. ♦Sandra Durazo (2001)    | 68  |

▷ **K'S PER 7 INNINGS (min. 24 IP)**

|                             |      |
|-----------------------------|------|
| 1. ♦Samantha Beasley (2010) | 9.67 |
| 2. ♦Melissa Owens (2007)    | 9.55 |
| 3. ♦Samantha Beasley (2011) | 8.75 |
| 4. ♦Samantha Beasley (2009) | 8.43 |
| 5. ♦Bailey Micetich (2012)  | 8.20 |
| 6. ♦Celena Velasquez (2006) | 7.13 |
| 7. ♦Bre DeSanta (2003)      | 7.06 |

▷ **WALKS PER 7 INNINGS (min. 24 IP)**

|                             |       |
|-----------------------------|-------|
| 1. ♦Cori Janelli (2004)     | 0.38  |
| 2. ♦Erica Romeo (2017)      | 0.69  |
| 3. ♦Celena Velasquez (2005) | 0.70  |
| 4. ♦Rebecca Arbino (2012)   | 0.82  |
| 5. ♦Celena Velasquez (2004) | 0.987 |
| 6. ♦Marissa Moreno (2017)   | 0.992 |
| 7. ♦Christina Ross (2006)   | 1.03  |

▷ **K/BB RATIO (min. 24 IP)**

|                             |       |
|-----------------------------|-------|
| 1. ♦Cori Janelli (2004)     | 10.00 |
| 2. ♦Celena Velasquez (2005) | 8.14  |
| 3. ♦Samantha Beasley (2009) | 6.56  |
| 4. ♦Samantha Beasley (2010) | 6.40  |
| 5. ♦Celena Velasquez (2006) | 6.33  |
| 6. ♦Christina Ross (2006)   | 6.00  |
| 7. ♦Rebecca Arbino (2012)   | 5.80  |

▷ **OPP. AVG. (min. 24 IP)**

|                             |      |
|-----------------------------|------|
| 1. ♦Celena Velasquez (2003) | .144 |
| 2. ♦Celena Velasquez (2005) | .179 |
| 3. ♦Samantha Beasley (2010) | .191 |
| 4. ♦Bre DeSanta (2003)      | .197 |
| 5. ♦Bre DeSanta (2002)      | .201 |
| 6. ♦Bailey Micetich (2009)  | .203 |
| 7. ♦Christina Ross (2008)   | .204 |

▷ **HITS PER 7 INNINGS (min. 24 IP)**

|                             |      |
|-----------------------------|------|
| 1. ♦Celena Velasquez (2003) | 3.36 |
| 2. ♦Celena Velasquez (2005) | 4.59 |
| 3. ♦Bre DeSanta (2003)      | 4.65 |
| 4. ♦Bre DeSanta (2002)      | 4.90 |
| 5. ♦Samantha Beasley (2010) | 4.91 |
| 6. ♦Bailey Micetich (2009)  | 5.10 |
| 7. ♦Christina Ross (2008)   | 5.12 |

▷ **WHIP (Walks+Hits/IP) (min. 200 IP)**

|                             |      |
|-----------------------------|------|
| 1. ♦Celena Velasquez (2003) | 0.68 |
| 2. ♦Celena Velasquez (2005) | 0.76 |
| 3. ♦Christina Ross (2008)   | 0.90 |
| ♦Bre DeSanta (2002)         | 0.90 |
| 5. ♦Samantha Beasley (2011) | 0.92 |
| ♦Bailey Micetich (2009)     | 0.92 |
| 7. ♦Celena Velasquez (2004) | 0.99 |

**DEFENSIVE RECORDS**

▷ **FIELDING % (min. 36 chances)**

|                          |                 |
|--------------------------|-----------------|
| 1. ♦Erin Floros (2009)   | 1.000 (119 ch.) |
| ♦Erin Floros (2008)      | 1.000 (119 ch.) |
| ♦Summer Ehsam (2001)     | 1.000 (109 ch.) |
| ♦Sydnee Cable (2014)     | 1.000 (99 ch.)  |
| ♦Leia Ruiz (2016)        | 1.000 (93 ch.)  |
| ♦Sarah Hershman (2002)   | 1.000 (90 ch.)  |
| ♦Lacey Craft (2005)      | 1.000 (82 ch.)  |
| ♦Danielle Touhey (2003)  | 1.000 (80 ch.)  |
| ♦Kayla Bufardeci (2014)  | 1.000 (72 ch.)  |
| ♦Kristin May (2010)      | 1.000 (71 ch.)  |
| ♦Monica Alnes (2010)     | 1.000 (70 ch.)  |
| ♦Eva Sahatdjian (2010)   | 1.000 (68 ch.)  |
| ♦Kelcy Murphy (2003)     | 1.000 (64 ch.)  |
| ♦Frankie Orlando (2014)  | 1.000 (61 ch.)  |
| ♦Danielle Touhey (2005)  | 1.000 (59 ch.)  |
| ♦Hayley Miles (2012)     | 1.000 (52 ch.)  |
| ♦Shauna Fisher (2001)    | 1.000 (52 ch.)  |
| ♦Kristin May (2011)      | 1.000 (42 ch.)  |
| ♦Monica Downey (2014)    | 1.000 (36 ch.)  |
| ♦Kellie Nordhagen (2000) | 1.000 (36 ch.)  |

▷ **CHANCES**

|                           |     |
|---------------------------|-----|
| 1. ♦Sydnee Cable (2015)   | 181 |
| 2. ♦Megan McDonald (2007) | 154 |
| 3. ♦Megan McDonald (2008) | 146 |
| 4. ♦Lacey Craft (2004)    | 142 |
| 5. ♦Summer Ehsam (2002)   | 139 |
| 6. ♦Sydnee Cable (2017)   | 137 |
| 7. ♦Christy Sears (2000)  | 135 |

▷ **PUTOUTS**

|                           |     |
|---------------------------|-----|
| 1. ♦Sydnee Cable (2015)   | 172 |
| 2. ♦Megan McDonald (2007) | 137 |
| 3. ♦Megan McDonald (2008) | 134 |
| 4. ♦Sydnee Cable (2017)   | 129 |
| 5. ♦Summer Ehsam (2002)   | 128 |
| 6. ♦Lacey Craft (2004)    | 125 |
| 7. ♦Kamerin May (2013)    | 124 |

▷ **ASSISTS**

|                             |    |
|-----------------------------|----|
| 1. ♦Samantha Camello (2016) | 66 |
| 2. ♦Kelcy Murphy (2002)     | 63 |
| 3. ♦Tashie Aguinaga (2000)  | 57 |
| 4. ♦Molly Sturdivant (2016) | 56 |
| 5. ♦Samantha Camello (2015) | 54 |
| 6. ♦Shelby Thompson (2017)  | 53 |
| ♦Katie Mathis (2014)        | 53 |

▷ **CAUGHT STEALING BY (since 2002)**

|                            |    |
|----------------------------|----|
| 1. ♦Megan McDonald (2007)  | 12 |
| 2. ♦Jenavee Peres (2015)   | 6  |
| 3. ♦Frankie Orlando (2016) | 4  |
| 4. ♦Kristin May (2013)     | 3  |
| ♦Megan McDonald (2008)     | 3  |
| ♦Erin Floros (2006)        | 3  |
| ♦Megan McDonald (2005)     | 3  |

▷ **CAUGHT STEALING % (min. 3 att) (since '02)**

|                             |      |
|-----------------------------|------|
| 1. ♦Jenavee Peres (2015)    | .667 |
| 2. ♦Megan McDonald (2005)   | .600 |
| 3. ♦Megan McDonald (2007)   | .522 |
| 4. ♦Eva Sahatdjian (2011)   | .500 |
| 5. ♦Eva Sahatdjian (2010)   | .400 |
| 6. ♦Erin Floros (2006)      | .375 |
| 7. ♦Dominique Dinner (2014) | .333 |

**AZTEC FRESHMEN SEASON RECORDS** (*BOLD* indicates happened this season; ♦ indicates happened in Van Wyk era)

**OFFENSIVE RECORDS**

▷ **BATTING AVG.** (*min. 100 AB*)

1. ♦Erin Floros (2006) .388
2. ♦Brittany Knudsen (2007) .386
3. ♦Monica Alnes (2006) .379
4. ♦Erryn Gutjahr (1996) .358
5. ♦Sydnee Cable (2014) .356

▷ **ON-BASE PCT.** (*min. 100 AB*)

1. ♦Sydnee Cable (2014) .515
2. ♦Erin Floros (2006) .467
3. ♦Brittany Knudsen (2007) .464
4. ♦Monica Alnes (2006) .447
5. ♦Hayley Miles (2011) .440

▷ **SLUGGING PCT.** (*min. 100 AB*)

1. ♦Lorena Bauer (2011) .633
2. ♦Jenavee Peres (2015) .575
3. ♦Erin Floros (2006) .558
4. ♦Monica Alnes (2006) .557
5. ♦Hayley Miles (2011) .548

▷ **OPS PCT. (OB% + SLG%)** (*min. 100 AB*)

1. ♦Erin Floros (2006) 1.025
2. ♦Monica Alnes (2006) 1.004
3. ♦Hayley Miles (2011) .988
4. ♦Brittany Knudsen (2007) .988
5. ♦Jenavee Peres (2015) .986

▷ **GAMES PLAYED**

1. ♦Janna Kovensky (2001) 65
2. ♦Jen Wisneski (2008) 61
3. ♦Jackie Eigner (1997) 60
4. ♦Sydnee Cable (2014) 59
- Stephanie Chapel (1990) 59

▷ **GAMES STARTED** (*since 1991*)

1. ♦Janna Kovensky (2001) 65
2. ♦Jen Wisneski (2008) 60
3. ♦Jackie Eigner (1997) 60
4. ♦Sydnee Cable (2014) 59
5. ♦Brittany Knudsen (2007) 54
- ♦Kristen Carranza (2005) 54
- ♦Erryn Gutjahr (1996) 54

▷ **AT BATS**

1. ♦Janna Kovensky (2001) 193
2. Stephanie Chapel (1990) 179
3. ♦Kelley Santa Cruz (1996) 175
4. ♦Jackie Eigner (1997) 174
5. ♦Erryn Gutjahr (1996) 173

▷ **RUNS**

1. ♦Brittany Knudsen (2007) 39
2. ♦Janna Kovensky (2001) 35
3. ♦Hayley Miles (2011) 33
4. ♦Monica Alnes (2006) 33
5. ♦Jenavee Peres (2015) 30
- ♦Erin Floros (2006) 30

▷ **HITS**

1. ♦Brittany Knudsen (2007) 64
2. ♦Erryn Gutjahr (1996) 62
3. ♦Jenavee Peres (2015) 58
4. ♦Erin Floros (2006) 57
5. ♦Janna Kovensky (2001) 55

▷ **EXTRA-BASE HITS**

1. ♦Lorena Bauer (2011) 25
2. ♦Jenavee Peres (2015) 20
3. ♦Hayley Miles (2011) 19
4. ♦Monica Alnes (2006) 17
- ♦Erin Floros (2006) 17

▷ **SINGLES**

1. ♦Brittany Knudsen (2007) 52

▷ **DOUBLES**

1. ♦Erin Floros (2006) 13
2. ♦Monica Alnes (2006) 12
3. ♦Jenavee Peres (2015) 11
- ♦Hayley Miles (2011) 11
- ♦Erryn Gutjahr (1996) 11

▷ **TRIPLES**

1. ♦Kayla Jordan (2012) 5
2. ♦Hayley Miles (2011) 4
- Stephanie Chapel (1990) 4
4. ♦Brittany Knudsen (2007) 3
- ♦Kristen Carranza (2005) 3
- ♦Kellie Nordhagen (1999) 3
7. ♦Shelby Thompson (2017) 2

▷ **HOME RUNS**

1. ♦Lorena Bauer (2011) 15
2. ♦Jenavee Peres (2015) 9
3. ♦Shelby Thompson (2017) 6
- ♦Molly Sturdivant (2016) 6
5. ♦Jaylene Ignacio (2014) 5
- ♦Hayley Miles (2011) 5
- ♦Sarah Hershman (1999) 5

▷ **RUNS BATTED IN**

1. ♦Jenavee Peres (2015) 48
- ♦Lorena Bauer (2011) 48
3. ♦Molly Sturdivant (2016) 32
- ♦Sydnee Cable (2014) 32
- ♦Monica Alnes (2006) 32

▷ **TOTAL BASES**

1. ♦Jenavee Peres (2015) 96
2. ♦Lorena Bauer (2011) 93
3. ♦Brittany Knudsen (2007) 87
- ♦Erryn Gutjahr (1996) 87
5. ♦Hayley Miles (2011) 86

▷ **WALKS**

1. ♦Sydnee Cable (2014) 36
2. ♦Brittany Knudsen (2007) 24
3. ♦Hayley Miles (2011) 22
- ♦Janna Kovensky (2001) 22
5. ♦Melissa Owens (2006) 21
- ♦Jackie Eigner (1997) 21

▷ **TIMES HIT BY PITCH** (*since 1981*)

1. ♦Sydnee Cable (2014) 14
2. ♦Kristen Carranza (2005) 6
3. ♦Jenavee Peres (2015) 5
- ♦Hayley Miles (2011) 5
- ♦Megan McDonald (2005) 5

▷ **STOLEN BASES**

1. ♦Kelley Santa Cruz (1996) 23
2. ♦Jackie Eigner (1997) 18
- Lori Turken (1982) 18
4. ♦Stefanie Quichocho-Rosario (2007) 15
5. ♦Kayla Jordan (2012) 12

▷ **STOLEN BASE %** (*since '83; min. 8 att*)

1. Lori Turken (1982) 1.000 (18/18)
2. ♦Stefanie Quichocho-Rosario (2007) .938
3. ♦Kelley Santa Cruz (1996) .920
4. ♦Janna Kovensky (2001) .900
5. ♦Chrystal Friesen (1993) .889

▷ **SACRIFICE HITS**

1. ♦Janna Kovensky (2001) 9
- ♦Jackie Eigner (1997) 9
3. ♦Jen Wisneski (2008) 8
- ♦Joann Figueroa (2001) 8
5. ♦Christie Markham (2005) 7
- ♦Deanna Richards (2003) 7

▷ **SACRIFICE FLIES** (*since 1983*)

1. ♦Molly Sturdivant (2016) 5
2. ♦Kelly Bunker (1999) 4
3. ♦Jenavee Peres (2015) 3
- ♦Lorena Bauer (2011) 3
- Stephanie Chapel (1990) 3
6. ♦Frankie Orlando (2014) 2
- ♦Kristin May (2010) 2
- ♦Monica Alnes (2006) 2
- ♦Megan McDonald (2005) 2
- ♦Kellie Nordhagen (1999) 2
- ♦Erryn Gutjahr (1996) 2

**PITCHING RECORDS**

▷ **WINS**

1. ♦Bre DeSanta (2002) 20
2. ♦Bailey Micetich (2009) 19
3. ♦Sandra Durazo (1999) 18

▷ **WIN PCT.** (*min. 12 decisions*)

1. ♦Bailey Micetich (2009) .731
2. ♦Danielle O'Toole (2013) .700
3. ♦Bre DeSanta (2002) .690

▷ **EARNED RUN AVG.** (*min. 80 IP*)

1. Patty Mackey (1980) 1.01
2. ♦Bre DeSanta (2003) 1.36
3. ♦Danielle O'Toole (2013) 1.71
- ♦Bailey Micetich (2009) 1.71

▷ **APPEARANCES**

1. ♦Bre DeSanta (2002) 46
2. ♦Bailey Micetich (2009) 38
3. ♦Tara Atkins (1998) 36

▷ **GAMES STARTED**

1. MarQuessa Penrod (1993) 29
2. ♦Celena Velasquez (2003) 26
- ♦Bre DeSanta (2002) 26

▷ **COMPLETE GAMES**

1. MarQuessa Penrod (1993) 24
2. Michelle Wesson (1988) 21
3. ♦Bre DeSanta (2002) 20

▷ **SOLO SHUTOUTS** (*since 1999*)

1. ♦Bailey Micetich (2009) 7
2. ♦Tara Atkins (1998) 5
- ♦Sandra Durazo (1998) 5

▷ **TOTAL SHUTOUTS**

1. ♦Bailey Micetich (2009) 11
2. ♦Bre DeSanta (2003) 10

▷ **SAVES**

1. ♦Bre DeSanta (2002) 6
2. ♦Erica Romero (2014) 2
- ♦Deanna Richards (2003) 2
- ♦Tara Atkins (1998) 2
- Michelle Wesson (1988) 2

▷ **INNINGS PITCHED**

1. ♦Bre DeSanta (2002) 211.2
2. MarQuessa Penrod (1993) 197.0
3. Michelle Wesson (1988) 184.1

▷ **STRIKEOUTS**

1. ♦Bailey Micetich (2009) 180
2. ♦Bre DeSanta (2002) 155
3. ♦Tara Atkins (1998) 127

▷ **K'S PER 7 INNINGS** (*min. 80 IP*)

1. ♦Bailey Micetich (2009) 6.94
2. ♦Celena Velasquez (2003) 5.44
3. ♦Bre DeSanta (2002) 5.13

▷ **WALKS PER 7 INNINGS** (*min. 80 IP*)

1. ♦Celena Velasquez (2003) 0.83
2. ♦Deanna Richards (2003) 1.25
3. ♦Marissa Moreno (2017) 1.34

▷ **K/BB RATIO** (*min. 80 IP*)

1. ♦Celena Velasquez (2003) 6.53
2. ♦Bailey Micetich (2009) 5.14

▷ **OPP. AVG.** (*min. 80 IP*) (*since 1991*)

1. ♦Bre DeSanta (2002) .205
2. ♦Celena Velasquez (2003) .224
3. ♦Deanna Richards (2003) .240

▷ **WHIP** (*Walks+Hits/IP*) (*min. 80 IP*)

1. Lisa Mackey (1980) 0.862

**DEFENSIVE RECORDS**

▷ **FIELDING %** (*since '81, min. 120 chances*)

1. ♦Kristin May (2010) .994
2. ♦Erin Floros (2006) .993
3. ♦Monica Alnes (2006) .992
4. ♦Megan McDonald (2005) .984
5. ♦Frankie Orlando (2014) .983

▷ **CHANCES** (*since 1981*)

1. ♦Monica Alnes (2006) 376
2. ♦Erryn Gutjahr (1996) 365
3. ♦Jenny Briscoe (1995) 316
4. ♦Jackie Eigner (1997) 299
5. ♦Erin Floros (2006) 296

▷ **PUTOUTS** (*since 1981*)

1. ♦Monica Alnes (2006) 348
2. ♦Erryn Gutjahr (1996) 318
3. ♦Jenny Briscoe (1995) 267
4. ♦Erin Floros (2006) 265
5. ♦Megan McDonald (2005) 233

▷ **ASSISTS** (*since 1981*)

1. ♦Jackie Eigner (1997) 184
2. ♦Molly Sturdivant (2016) 130
3. ♦Aimee Dine (1997) 121
4. ♦Shelby Thompson (2017) 118
- ♦Monica Downey (2013) 118
- ♦Jennifer Drobback (1988) 118



Overall Statistics for Aztec Softball - Record: 29-17 (Home: 16-7; Away: 4-7; Neutral: 9-3; MW: 13-8)

2017 Overall Batting Statistics

| Player            | AVG         | GP-GS        | AB           | R          | H          | 2B        | 3B       | HR        | RBI        | TB         | SLG%        | BB         | HBP       | SO         | GDP       | OB%         | SF        | SH        | SB-ATT       | PO         | A          | E         | FLD%        |
|-------------------|-------------|--------------|--------------|------------|------------|-----------|----------|-----------|------------|------------|-------------|------------|-----------|------------|-----------|-------------|-----------|-----------|--------------|------------|------------|-----------|-------------|
| PERES, Jenavee    | .443        | 45-45        | 149          | 51         | 66         | 9         | 2        | 14        | 53         | 121        | .812        | 11         | 5         | 22         | 0         | .482        | 5         | 2         | 4-6          | 142        | 17         | 3         | .981        |
| MESHACK, Zaria    | .401        | 46-45        | 137          | 31         | 55         | 2         | 0        | 0         | 8          | 57         | .416        | 10         | 1         | 13         | 0         | .446        | 0         | 5         | 6-11         | 67         | 2          | 1         | .986        |
| CABLE, Sydnee     | .391        | 44-40        | 128          | 20         | 50         | 8         | 1        | 6         | 42         | 78         | .609        | 7          | 0         | 10         | 1         | .413        | 3         | 2         | 0-1          | 259        | 12         | 4         | .985        |
| STURDIVANT, Molly | .381        | 42-42        | 126          | 23         | 48         | 12        | 0        | 8         | 41         | 84         | .667        | 24         | 1         | 15         | 1         | .471        | 4         | 1         | 0-0          | 41         | 95         | 8         | .944        |
| BYRD, Katie       | .358        | 43-43        | 148          | 38         | 53         | 15        | 0        | 3         | 33         | 77         | .520        | 12         | 4         | 12         | 1         | .416        | 2         | 1         | 2-3          | 82         | 69         | 8         | .950        |
| STEWART, Taylor   | .347        | 38-34        | 95           | 12         | 33         | 6         | 0        | 2         | 13         | 45         | .474        | 17         | 0         | 19         | 0         | .439        | 2         | 2         | 0-1          | 50         | 3          | 3         | .946        |
| ORLANDO, Frankie  | .329        | 32-21        | 73           | 6          | 24         | 3         | 0        | 0         | 11         | 27         | .370        | 4          | 0         | 7          | 2         | .364        | 0         | 4         | 0-0          | 38         | 6          | 1         | .978        |
| THOMPSON, Shelby  | .325        | 46-46        | 123          | 24         | 40         | 4         | 2        | 6         | 27         | 66         | .537        | 20         | 4         | 14         | 3         | .435        | 0         | 4         | 6-6          | 77         | 118        | 7         | .965        |
| IGNACIO, Jaylene  | .315        | 46-44        | 124          | 23         | 39         | 8         | 0        | 2         | 26         | 53         | .427        | 7          | 0         | 19         | 2         | .341        | 4         | 1         | 0-1          | 50         | 2          | 2         | .963        |
| WRIGHT, Kiera     | .305        | 38-38        | 131          | 25         | 40         | 2         | 1        | 0         | 7          | 44         | .336        | 7          | 2         | 11         | 0         | .350        | 0         | 2         | 11-15        | 56         | 4          | 0         | 1.000       |
| -----             |             |              |              |            |            |           |          |           |            |            |             |            |           |            |           |             |           |           |              |            |            |           |             |
| AGUILAR, Sami     | .286        | 5-3          | 7            | 1          | 2          | 0         | 0        | 0         | 0          | 2          | .286        | 2          | 0         | 2          | 0         | .444        | 0         | 0         | 0-0          | 11         | 4          | 1         | .938        |
| SMITH, Megan      | .250        | 32-6         | 24           | 15         | 6          | 0         | 0        | 0         | 3          | 6          | .250        | 4          | 0         | 3          | 0         | .357        | 0         | 1         | 1-1          | 10         | 1          | 3         | .786        |
| ERCOLANO, Ashley  | .250        | 11-3         | 16           | 1          | 4          | 0         | 0        | 1         | 6          | 7          | .438        | 1          | 0         | 4          | 0         | .294        | 0         | 0         | 0-0          | 0          | 0          | 0         | .000        |
| HILL, Iesha       | .083        | 9-4          | 12           | 0          | 1          | 0         | 0        | 0         | 1          | 1          | .083        | 2          | 0         | 3          | 0         | .214        | 0         | 0         | 0-0          | 3          | 7          | 0         | 1.000       |
| METCALFE, Aris    | .000        | 32-0         | 1            | 15         | 0          | 0         | 0        | 0         | 0          | 0          | .000        | 0          | 0         | 1          | 0         | .000        | 0         | 0         | 6-8          | 0          | 0          | 0         | .000        |
| PARKER, Kristen   | .000        | 21-0         | 0            | 10         | 0          | 0         | 0        | 0         | 0          | 0          | .000        | 0          | 0         | 0          | 0         | .000        | 0         | 0         | 0-0          | 0          | 0          | 0         | .000        |
| CRIBBS, Kennedy   | .000        | 4-0          | 0            | 1          | 0          | 0         | 0        | 0         | 0          | 0          | .000        | 0          | 0         | 0          | 0         | .000        | 0         | 0         | 0-0          | 0          | 0          | 0         | .000        |
| <b>TOTALS</b>     | <b>.356</b> | <b>46-46</b> | <b>1,294</b> | <b>296</b> | <b>461</b> | <b>69</b> | <b>6</b> | <b>42</b> | <b>271</b> | <b>668</b> | <b>.516</b> | <b>128</b> | <b>17</b> | <b>155</b> | <b>10</b> | <b>.415</b> | <b>20</b> | <b>25</b> | <b>36-53</b> | <b>901</b> | <b>411</b> | <b>47</b> | <b>.965</b> |
| <b>OPPONENTS</b>  | <b>.309</b> | <b>46-46</b> | <b>1,252</b> | <b>190</b> | <b>387</b> | <b>56</b> | <b>4</b> | <b>31</b> | <b>164</b> | <b>544</b> | <b>.435</b> | <b>74</b>  | <b>18</b> | <b>169</b> | <b>10</b> | <b>.354</b> | <b>10</b> | <b>23</b> | <b>20-24</b> | <b>878</b> | <b>428</b> | <b>67</b> | <b>.951</b> |

Totals: LOB - Team (312), Opp (287). DPs turned - Team (17), Opp (19). CI - Team (0), Opp (1). IBB - Team (0), Opp (1).

2017 Overall Pitching Statistics

| Player           | ERA         | W-L          | APP       | GS        | CG        | SH/CBO     | SV       | IP           | H          | R          | ER         | BB         | SO         | 2B        | 3B       | HR        | AB           | B/Avg       | WP        | HBP       | BK       | SFA       | SHA       |
|------------------|-------------|--------------|-----------|-----------|-----------|------------|----------|--------------|------------|------------|------------|------------|------------|-----------|----------|-----------|--------------|-------------|-----------|-----------|----------|-----------|-----------|
| ROMERO, Erica    | 3.19        | 10-5         | 29        | 18        | 2         | 2/0        | 1        | 98.2         | 135        | 58         | 45         | 13         | 55         | 16        | 1        | 10        | 417          | .324        | 2         | 11        | 0        | 4         | 11        |
| MORENO, Marissa  | 3.54        | 11-5         | 24        | 14        | 3         | 0/1        | 1        | 89.0         | 116        | 60         | 45         | 17         | 55         | 15        | 2        | 8         | 384          | .302        | 1         | 0         | 0        | 1         | 2         |
| FORMBY, Alex     | 3.85        | 6-4          | 26        | 5         | 2         | 0/1        | 5        | 72.2         | 85         | 47         | 40         | 24         | 42         | 15        | 1        | 11        | 292          | .291        | 5         | 2         | 0        | 3         | 6         |
| -----            |             |              |           |           |           |            |          |              |            |            |            |            |            |           |          |           |              |             |           |           |          |           |           |
| MCDONALD, Julie  | 4.20        | 2-3          | 17        | 9         | 1         | 1/2        | 1        | 40.0         | 51         | 25         | 24         | 20         | 17         | 10        | 0        | 2         | 159          | .321        | 4         | 5         | 0        | 2         | 4         |
| <b>TOTALS</b>    | <b>3.59</b> | <b>29-17</b> | <b>46</b> | <b>46</b> | <b>8</b>  | <b>5/2</b> | <b>8</b> | <b>300.1</b> | <b>387</b> | <b>190</b> | <b>154</b> | <b>74</b>  | <b>169</b> | <b>56</b> | <b>4</b> | <b>31</b> | <b>1,252</b> | <b>.309</b> | <b>12</b> | <b>18</b> | <b>0</b> | <b>10</b> | <b>23</b> |
| <b>OPPONENTS</b> | <b>5.62</b> | <b>17-29</b> | <b>46</b> | <b>46</b> | <b>12</b> | <b>2/1</b> | <b>3</b> | <b>292.2</b> | <b>461</b> | <b>296</b> | <b>235</b> | <b>128</b> | <b>155</b> | <b>69</b> | <b>6</b> | <b>42</b> | <b>1,294</b> | <b>.356</b> | <b>30</b> | <b>17</b> | <b>2</b> | <b>20</b> | <b>25</b> |

2017 Overall Fielding Statistics

| Player            | C            | PO         | A          | E         | FLD%        | DPs       | SBA       | CSB       | SBA%        | PB        | CI       |
|-------------------|--------------|------------|------------|-----------|-------------|-----------|-----------|-----------|-------------|-----------|----------|
| WRIGHT, Kiera     | 60           | 56         | 4          | 0         | 1.000       | 1         | 0         | 0         | -           | 0         | 0        |
| MCDONALD, Julie   | 16           | 1          | 15         | 0         | 1.000       | 1         | 0         | 0         | -           | 0         | 0        |
| HILL, Iesha       | 10           | 3          | 7          | 0         | 1.000       | 2         | 0         | 0         | -           | 0         | 0        |
| MESHACK, Zaria    | 70           | 67         | 2          | 1         | .986        | 1         | 0         | 0         | -           | 0         | 0        |
| CABLE, Sydnee     | 275          | 259        | 12         | 4         | .985        | 11        | 0         | 0         | -           | 0         | 0        |
| PERES, Jenavee    | 162          | 142        | 17         | 3         | .981        | 1         | 11        | 3         | .786        | 3         | 0        |
| ORLANDO, Frankie  | 45           | 38         | 6          | 1         | .978        | 0         | 9         | 1         | .900        | 3         | 0        |
| THOMPSON, Shelby  | 202          | 77         | 118        | 7         | .965        | 9         | 0         | 0         | -           | 0         | 0        |
| IGNACIO, Jaylene  | 54           | 50         | 2          | 2         | .963        | 0         | 0         | 0         | -           | 0         | 0        |
| FORMBY, Alex      | 20           | 4          | 15         | 1         | .950        | 0         | 0         | 0         | -           | 0         | 0        |
| BYRD, Katie       | 159          | 82         | 69         | 8         | .950        | 5         | 0         | 0         | -           | 0         | 0        |
| STEWART, Taylor   | 56           | 50         | 3          | 3         | .946        | 2         | 0         | 0         | -           | 0         | 0        |
| STURDIVANT, Molly | 144          | 41         | 95         | 8         | .944        | 5         | 0         | 0         | -           | 0         | 0        |
| ROMERO, Erica     | 33           | 5          | 26         | 2         | .939        | 1         | 0         | 0         | -           | 0         | 0        |
| AGUILAR, Sami     | 16           | 11         | 4          | 1         | .938        | 1         | 0         | 0         | -           | 0         | 0        |
| MORENO, Marissa   | 23           | 5          | 15         | 3         | .870        | 0         | 0         | 0         | -           | 0         | 0        |
| SMITH, Megan      | 14           | 10         | 1          | 3         | .786        | 0         | 0         | 0         | -           | 0         | 0        |
| METCALFE, Aris    | 0            | 0          | 0          | 0         | .000        | 0         | 0         | 0         | -           | 0         | 0        |
| ERCOLANO, Ashley  | 0            | 0          | 0          | 0         | .000        | 0         | 0         | 0         | -           | 0         | 0        |
| CRIBBS, Kennedy   | 0            | 0          | 0          | 0         | .000        | 0         | 0         | 0         | -           | 0         | 0        |
| PARKER, Kristen   | 0            | 0          | 0          | 0         | .000        | 0         | 0         | 0         | -           | 0         | 0        |
| <b>TOTALS</b>     | <b>1,359</b> | <b>901</b> | <b>411</b> | <b>47</b> | <b>.965</b> | <b>17</b> | <b>20</b> | <b>4</b>  | <b>.833</b> | <b>6</b>  | <b>0</b> |
| <b>OPPONENTS</b>  | <b>1,373</b> | <b>878</b> | <b>428</b> | <b>67</b> | <b>.951</b> | <b>19</b> | <b>36</b> | <b>17</b> | <b>.679</b> | <b>11</b> | <b>1</b> |

Totals: PB - Team (6), PERES 3, ORLANDO 3, Opp (11). Pickoffs - Team (2), PERES 1, ORLANDO 1. SBA/ATT - PERES (11-14), ORLANDO (9-10).

Hitting minimums - 1 Game 1.0 TPA/Game

Pitching minimums - 1 Game 5 IP 1.0 IP/Game

MW Statistics for Aztec Softball - Record: 13-8 (Home: 9-3; Away: 4-5)

2017 Mountain West Batting Statistics

| Player            | AVG         | GP-GS        | AB         | R          | H          | 2B        | 3B       | HR        | RBI        | TB         | SLG%        | BB        | HBP       | SO        | GDP      | OB%         | SF        | SH       | SB-ATT       | PO         | A          | E         | FLD%        |
|-------------------|-------------|--------------|------------|------------|------------|-----------|----------|-----------|------------|------------|-------------|-----------|-----------|-----------|----------|-------------|-----------|----------|--------------|------------|------------|-----------|-------------|
| PERES, Jenavee    | .530        | 21-21        | 66         | 27         | 35         | 5         | 1        | 7         | 24         | 63         | .955        | 6         | 5         | 9         | 0        | .582        | 2         | 1        | 2-3          | 78         | 10         | 2         | .978        |
| MESHACK, Zaria    | .441        | 21-21        | 68         | 20         | 30         | 2         | 0        | 0         | 4          | 32         | .471        | 4         | 1         | 4         | 0        | .479        | 0         | 3        | 4-5          | 28         | 1          | 1         | .967        |
| CABLE, Sydnee     | .391        | 21-21        | 69         | 11         | 27         | 4         | 0        | 4         | 15         | 43         | .623        | 4         | 0         | 4         | 1        | .419        | 1         | 1        | 0-0          | 129        | 5          | 3         | .978        |
| THOMPSON, Shelby  | .386        | 21-21        | 57         | 14         | 22         | 3         | 1        | 5         | 17         | 42         | .737        | 10        | 1         | 6         | 2        | .485        | 0         | 0        | 2-2          | 34         | 53         | 2         | .978        |
| STURDIVANT, Molly | .350        | 21-21        | 60         | 8          | 21         | 4         | 0        | 3         | 22         | 34         | .567        | 13        | 1         | 6         | 1        | .455        | 3         | 1        | 0-0          | 25         | 50         | 2         | .974        |
| ORLANDO, Frankie  | .343        | 16-9         | 35         | 2          | 12         | 0         | 0        | 0         | 4          | 12         | .343        | 1         | 0         | 2         | 1        | .361        | 0         | 0        | 0-0          | 5          | 1          | 0         | 1.000       |
| BYRD, Katie       | .342        | 21-21        | 73         | 18         | 25         | 9         | 0        | 1         | 19         | 37         | .507        | 8         | 3         | 6         | 1        | .424        | 1         | 0        | 0-0          | 42         | 26         | 7         | .907        |
| STEWART, Taylor   | .316        | 15-14        | 38         | 5          | 12         | 2         | 0        | 1         | 5          | 17         | .447        | 6         | 0         | 8         | 0        | .400        | 1         | 0        | 0-0          | 0          | 1          | 0         | 1.000       |
| IGNACIO, Jaylene  | .305        | 21-21        | 59         | 11         | 18         | 4         | 0        | 0         | 10         | 22         | .373        | 3         | 0         | 6         | 1        | .323        | 3         | 0        | 0-1          | 26         | 1          | 2         | .931        |
| WRIGHT, Kiera     | .250        | 13-13        | 44         | 8          | 11         | 1         | 1        | 0         | 3          | 14         | .318        | 1         | 0         | 6         | 0        | .267        | 0         | 0        | 24           | 22         | 0          | 0         | 1.000       |
| SMITH, Megan      | .222        | 13-5         | 18         | 9          | 4          | 0         | 0        | 0         | 2          | 4          | .222        | 2         | 0         | 2         | 0        | .300        | 0         | 1        | 1-1          | 8          | 0          | 2         | .800        |
| -----             |             |              |            |            |            |           |          |           |            |            |             |           |           |           |          |             |           |          |              |            |            |           |             |
| ERCOLANO, Ashley  | .333        | 5-1          | 6          | 1          | 2          | 0         | 0        | 1         | 5          | 5          | .833        | 1         | 0         | 1         | 0        | .429        | 0         | 0        | 0-0          | 0          | 0          | 0         | .000        |
| METCALFE, Aris    | .000        | 12-0         | 0          | 3          | 0          | 0         | 0        | 0         | 0          | 0          | .000        | 0         | 0         | 0         | 0        | .000        | 0         | 0        | 2-3          | 0          | 0          | 0         | .000        |
| CRIBBS, Kennedy   | .000        | 1-0          | 0          | 0          | 0          | 0         | 0        | 0         | 0          | 0          | .000        | 0         | 0         | 0         | 0        | .000        | 0         | 0        | 0-0          | 0          | 0          | 0         | .000        |
| PARKER, Kristen   | .000        | 8-0          | 0          | 5          | 0          | 0         | 0        | 0         | 0          | 0          | .000        | 0         | 0         | 0         | 0        | .000        | 0         | 0        | 0-0          | 0          | 0          | 0         | .000        |
| <b>TOTALS</b>     | <b>.369</b> | <b>21-21</b> | <b>593</b> | <b>142</b> | <b>219</b> | <b>34</b> | <b>3</b> | <b>22</b> | <b>130</b> | <b>325</b> | <b>.548</b> | <b>59</b> | <b>11</b> | <b>60</b> | <b>7</b> | <b>.429</b> | <b>11</b> | <b>7</b> | <b>13-19</b> | <b>406</b> | <b>181</b> | <b>24</b> | <b>.961</b> |
| <b>OPPONENTS</b>  | <b>.326</b> | <b>21-21</b> | <b>585</b> | <b>94</b>  | <b>191</b> | <b>23</b> | <b>3</b> | <b>17</b> | <b>85</b>  | <b>271</b> | <b>.463</b> | <b>28</b> | <b>7</b>  | <b>80</b> | <b>4</b> | <b>.362</b> | <b>5</b>  | <b>9</b> | <b>7-9</b>   | <b>398</b> | <b>197</b> | <b>26</b> | <b>.958</b> |

Totals: LOB - Team (142), Opp (134). DPs turned - Team (7), Opp (13). CI - Team (0), Opp (1). IBB - Team (0), Opp (1).

2017 Mountain West Pitching Statistics

| Player           | ERA         | W-L         | APP       | GS        | CG       | SH/CBO     | SV       | IP           | H          | R          | ER         | BB        | SO        | 2B        | 3B       | HR        | AB         | B/Avg       | WP        | HBP       | BK       | SFA       | SHA      |
|------------------|-------------|-------------|-----------|-----------|----------|------------|----------|--------------|------------|------------|------------|-----------|-----------|-----------|----------|-----------|------------|-------------|-----------|-----------|----------|-----------|----------|
| ROMERO, Erica    | 3.45        | 6-3         | 15        | 9         | 1        | 1/0        | 0        | 50.2         | 76         | 33         | 25         | 5         | 27        | 11        | 1        | 7         | 220        | .345        | 1         | 4         | 0        | 2         | 6        |
| FORMBY, Alex     | 3.78        | 2-2         | 13        | 1         | 0        | 0/0        | 4        | 37.0         | 43         | 20         | 20         | 13        | 25        | 4         | 0        | 5         | 145        | .297        | 2         | 1         | 0        | 3         | 3        |
| MORENO, Marissa  | 4.46        | 5-2         | 11        | 9         | 2        | 0/1        | 1        | 42.1         | 62         | 34         | 27         | 6         | 26        | 6         | 2        | 5         | 194        | .320        | 0         | 0         | 0        | 0         | 0        |
| -----            |             |             |           |           |          |            |          |              |            |            |            |           |           |           |          |           |            |             |           |           |          |           |          |
| MCDONALD, Julie  | 9.19        | 0-1         | 4         | 2         | 0        | 0/1        | 0        | 5.1          | 10         | 7          | 7          | 4         | 2         | 2         | 0        | 0         | 26         | .385        | 1         | 2         | 0        | 0         | 0        |
| <b>TOTALS</b>    | <b>4.09</b> | <b>13-8</b> | <b>21</b> | <b>21</b> | <b>3</b> | <b>2/1</b> | <b>5</b> | <b>135.1</b> | <b>191</b> | <b>94</b>  | <b>79</b>  | <b>28</b> | <b>80</b> | <b>23</b> | <b>3</b> | <b>17</b> | <b>585</b> | <b>.326</b> | <b>4</b>  | <b>7</b>  | <b>0</b> | <b>5</b>  | <b>9</b> |
| <b>OPPONENTS</b> | <b>6.02</b> | <b>8-13</b> | <b>21</b> | <b>21</b> | <b>8</b> | <b>0/0</b> | <b>0</b> | <b>132.2</b> | <b>219</b> | <b>142</b> | <b>114</b> | <b>59</b> | <b>60</b> | <b>34</b> | <b>3</b> | <b>22</b> | <b>593</b> | <b>.369</b> | <b>13</b> | <b>11</b> | <b>1</b> | <b>11</b> | <b>7</b> |

2017 Mountain West Fielding Statistics

| Player            | C          | PO         | A          | E         | FLD%        | DPs       | SBA       | CSB      | SBA%        | PB       | CI       |
|-------------------|------------|------------|------------|-----------|-------------|-----------|-----------|----------|-------------|----------|----------|
| WRIGHT, Kiera     | 22         | 22         | 0          | 0         | 1.000       | 0         | 0         | 0        | -           | 0        | 0        |
| FORMBY, Alex      | 9          | 2          | 7          | 0         | 1.000       | 0         | 0         | 0        | -           | 0        | 0        |
| ORLANDO, Frankie  | 6          | 5          | 1          | 0         | 1.000       | 0         | 0         | 0        | -           | 0        | 0        |
| MCDONALD, Julie   | 1          | 0          | 1          | 0         | 1.000       | 0         | 0         | 0        | -           | 0        | 0        |
| STEWART, Taylor   | 1          | 0          | 1          | 0         | 1.000       | 0         | 0         | 0        | -           | 0        | 0        |
| CABLE, Sydnee     | 137        | 129        | 5          | 3         | .978        | 6         | 0         | 0        | -           | 0        | 0        |
| PERES, Jenavee    | 90         | 78         | 10         | 2         | .978        | 0         | 7         | 2        | .778        | 1        | 0        |
| THOMPSON, Shelby  | 89         | 34         | 53         | 2         | .978        | 5         | 0         | 0        | -           | 0        | 0        |
| STURDIVANT, Molly | 77         | 25         | 50         | 2         | .974        | 2         | 0         | 0        | -           | 0        | 0        |
| MESHACK, Zaria    | 30         | 28         | 1          | 1         | .967        | 0         | 0         | 0        | -           | 0        | 0        |
| ROMERO, Erica     | 20         | 4          | 15         | 1         | .950        | 1         | 0         | 0        | -           | 0        | 0        |
| IGNACIO, Jaylene  | 29         | 26         | 1          | 2         | .931        | 0         | 0         | 0        | -           | 0        | 0        |
| BYRD, Katie       | 75         | 42         | 26         | 7         | .907        | 1         | 0         | 0        | -           | 0        | 0        |
| MORENO, Marissa   | 15         | 3          | 10         | 2         | .867        | 0         | 0         | 0        | -           | 0        | 0        |
| SMITH, Megan      | 10         | 8          | 0          | 2         | .800        | 0         | 0         | 0        | -           | 0        | 0        |
| CRIBBS, Kennedy   | 0          | 0          | 0          | 0         | .000        | 0         | 0         | 0        | -           | 0        | 0        |
| ERCOLANO, Ashley  | 0          | 0          | 0          | 0         | .000        | 0         | 0         | 0        | -           | 0        | 0        |
| METCALFE, Aris    | 0          | 0          | 0          | 0         | .000        | 0         | 0         | 0        | -           | 0        | 0        |
| PARKER, Kristen   | 0          | 0          | 0          | 0         | .000        | 0         | 0         | 0        | -           | 0        | 0        |
| <b>TOTALS</b>     | <b>611</b> | <b>406</b> | <b>181</b> | <b>24</b> | <b>.961</b> | <b>7</b>  | <b>7</b>  | <b>2</b> | <b>.778</b> | <b>1</b> | <b>0</b> |
| <b>OPPONENTS</b>  | <b>621</b> | <b>398</b> | <b>197</b> | <b>26</b> | <b>.958</b> | <b>13</b> | <b>13</b> | <b>6</b> | <b>.684</b> | <b>5</b> | <b>1</b> |

Totals: PB - Team (1), PERES 1, Opp (5). Pickoffs - Team (1), PERES 1. SBA/ATT - PERES (7-9).

Hitting minimums - 1 Game 1.0 TPA/Game

Pitching minimums - 1 Game 5 IP 1.0 IP/Game

# BROADCAST ROSTER




**00**  
**Aris Metalfe**  
 So. • OF • 5-4 • L/R  
 Compton, Calif.



**1**  
**Megan Smith**  
 Fr. • OF • 5-4 • L/R  
 Valencia, Calif.



**2**  
**Zaria Meshack**  
 Jr. • OF • 5-2 • L/R  
 Vallejo, Calif.



**3**  
**Sami Aguilar**  
 Fr. • IF • 5-5 • R/R  
 Orangevale, Calif.



**4**  
**Kristen Parker**  
 Fr. • OF • 5-4 • R/R  
 Mira Mesa, Calif.



**7**  
**Allegra Cisneros**  
 Jr. • UTIL • 5-5 • R/R  
 West Covina, Calif.



**8**  
**Kennedy Cribbs**  
 Jr. • IF • 5-2 • R/R  
 Los Angeles, Calif.



**10**  
**Julie McDonald**  
 So. • P • 5-10 • R/R  
 Carlsbad, Calif.



**11**  
**Katie Byrd**  
 So. • UTIL • 5-6 • R/R  
 Santee, Calif.



**16**  
**Erica Romero**  
 Sr. • P • 5-7 • R/R  
 Corona, Calif.



**19**  
**Alex Formby**  
 Jr. • P • 6-0 • R/R  
 Pasadena, Calif.



**20**  
**Shelby Thompson**  
 Fr. • SS • 5-6 • R/R  
 Benicia, Calif.




**21**  
**Taylor Stewart**  
 Jr. • 1B/UTIL • 5-10 • L/R  
 Bellflower, Calif.




**22**  
**Kiera Wright**  
 RS-Fr. • UTIL • 5-6 • L/R  
 Riverside, Calif.



**24**  
**Ilesha Hill**  
 Jr. • 3B • 5-4 • R/R  
 Carlsbad, Calif.



**25**  
**Reyna Jamison**  
 RS-Fr. • 2B/UTIL • 5-5 • R/R  
 Chula Vista, Calif.



**26**  
**Sydnee Cable**  
 Sr. • TB/OF • 5-6 • L/L  
 Huntington Beach, Calif.




**28**  
**Frankie Orlando**  
 Sr. • C • 5-9 • R/R  
 Roseville, Calif.




**31**  
**Molly Sturdivant**  
 So. • C/3B • 5-6 • R/R  
 Santa Ana, Calif.



**33**  
**Marissa Moreno**  
 Fr. • P • 5-11 • R/R  
 Torrance, Calif.



**43**  
**Jenavee Peres**  
 Jr. • C • 5-5 • R/R  
 Garden Grove, Calif.



**57**  
**Jaylene Ignacio**  
 Sr. • UTIL • 5-4 • R/R  
 Oceanside, Calif.



**99**  
**Ashley Ercolano**  
 Sr. • P/DP • 5-6 • R/R  
 Poway, Calif.



**Kathy Van Wyk**  
 Head Coach - 20th Year  
 Cal State Fullerton, 1983