



SAN DIEGO STATE WOMEN'S BASKETBALL

2017-18 GAME NOTES

Jim Solien, Assistant Media Relations Director (Interim Contact) • E-Mail: jsolien@mail.sdsu.edu • Office: 619-594-5547

2017-18 SCHEDULE

Date	Opponent	Time
Nov. 3	Cal State LA (exh.)	W, 71-50
Nov. 10	Presbyterian	W, 77-50
Nov. 14	CSUN	W, 58-55
Nov. 18	Cal State Fullerton	W, 59-58

Junkanoo Jam (Bimini, Bahamas)

Nov. 24	vs. Central Michigan	L-ot, 76-85
Nov. 25	vs. Tulane	L, 46-80

Nov. 29	San Diego	W, 77-76
Dec. 3	at Arizona	W, 78-67
Dec. 8	UC Irvine	L, 65-67
Dec. 10	Hope International	W, 92-68
Dec. 14	Santa Clara	L, 34-48
Dec. 22	at UC Santa Barbara	L, 64-77
Dec. 28	Wyoming*	W, 68-62
Dec. 30	at Utah State*	L, 58-62
Jan. 3	Colorado State*	L, 63-65
Jan. 10	at San José State*	W, 75-65
Jan. 13	Boise State*	1 p.m.
Jan. 17	at Fresno State*	7 p.m.
Jan. 20	New Mexico*	1 p.m.
Jan. 24	at Colorado State*	7 p.m.
Jan. 27	UNLV*	1 p.m.
Feb. 3	at Air Force*	1 p.m.
Feb. 7	Fresno State*	Noon
Feb. 10	Nevada*	1 p.m.
Feb. 14	at Wyoming*	6:30 p.m.
Feb. 17	at UNLV*	3 p.m.
Feb. 21	Air Force*	6:30 p.m.
Feb. 24	San José State*	1 p.m.
Feb. 27	at Boise State*	7 p.m.
March 2	at Nevada*	2 p.m.

Mountain West Championship (Las Vegas, Nev.)

March 5-9	MW Championship	TBA
-----------	-----------------	-----

All times local to site | Home games in **Bold** at Viejas Arena
* = Mountain West game

GAME 16 | VS. BOISE STATE (SATURDAY, JAN. 13, 1 P.M. PT), STEVE FISHER COURT

LIVE MEDIA: Streaming video via the Mountain West Network/Stadium on GoAztecs.com



SAN DIEGO STATE

2017-18 Record: 8-7 (2-2 MW)

Head Coach: Stacie Terry

Fifth Year at SDSU/Fifth overall



BOISE STATE

2017-18 Record: 9-7 (3-2 MW)

Head Coach: Gordy Presnell

13th Year at BSU/31st overall

TOP PERFORMERS

Scoring	McKynzie Fort - 17.0
Rebounding	McKynzie Fort - 6.0
Assists	Geena Gomez - 4.0

TOP PERFORMERS

Scoring	Riley Lupfer - 14.6
Rebounding	Shalen Shaw - 7.6
Assists	Marta Hermida - 4.7

- Fresh off an impressive road victory, San Diego State looks to keep the momentum rolling this weekend when it plays host to defending Mountain West tournament champion Boise State on Saturday, Jan. 13, beginning at 1 p.m. PT.
- The Aztecs-Broncos clash has been designated Military Appreciation Day, with general admission tickets available for \$4 to those patrons presenting a military ID. In addition to the national anthem, the 3rd Marine Aircraft Wing Band, based at Miramar MCAS, will perform a live set prior to tip-off. The first 300 fans in attendance on Saturday will also receive a free Aztec cap.
- SDSU alumnus Chris Ello will handle the play-by-play responsibilities at Steve Fisher Court for a live video stream via the Mountain West Network/Stadium on GoAztecs.com.
- SDSU snapped at two-game losing streak with a 75-65 victory at San José State on Wednesday. The Aztecs employed a timely 22-11 run in the second quarter to forge a 46-35 advantage by halftime -- a lead they would not relinquish.
- Individually, SDSU was led by senior Geena Gomez, who scored 10 of her career-high 21 points during that pivotal second-quarter run, while fellow classmate McKynzie Fort narrowly missed a triple-double for the second game in a row, finishing with 19 points, nine rebounds and seven assists.
- In addition, the Aztecs received solid contributions from seniors Khalia Lark and Cheyenne Greenhouse, who tossed in 11 points each, helping the Scarlet and Black put the brakes on a two-game losing streak.
- Entering Saturday's contest, Fort occupies the second spot in the Mountain West with an average of 17.0 points for all games and ranks fifth in field-goal percentage (.497) and 10th in assists (3.6/gm). In addition, Gomez is tied for sixth in assists (4.0/gm) and ranks 10th in assist-to-turnover ratio (1.3). Despite missing the SJSU game, Lexy Thorderson still finds herself among the league leaders as well in three-pointers per game (6th, 2.4), three-pointers made (8th, 33) and three-point field-goal percentage (9th, .407).
- As a team, SDSU is fourth in the conference with an average of 65.7 points allowed per game as well as rebounding margin (+1.3), but ranks sixth in scoring offense with 66.0 points per outing. In addition, the Aztecs remain among the middle of the pack in the MW in offensive rebounds (5th, 12.5/gm), field-goal percentage defense (5th, .398) and three-point field-goal percentage (7th, .331).
- Following its encounter with the Broncos, San Diego State will make a quick trip to the Central Valley to battle Fresno State on Wednesday, Jan. 17. Game time is set for 7 p.m. PT.

SAN DIEGO STATE AZTECS (8-7, 2-2 MW)

No.	Name	Pos.	Ht.	Yr.	Exp.	PPG	RPG	APG	Individual Player Notes
0	Kennedi Villa	G	6-0	Fr.	HS	0.3	1.0	0.3	Has logged 13 minutes in three appearances this year vs. Presbyterian, Tulane and Hope Int'l.
1	Khaliya Lark	G/F	6-0	Jr.	1L	6.4	4.9	0.5	Came up with game-clinching steal vs. USD ... Posted a season-high 14 pts vs. Hope Int'l and at UCSB.
5	Te'a Adams	G	5-9	Fr.	HS	4.7	2.1	1.6	Career-high 20 pts vs. Hope Int'l ... Most points by SDSU freshman since Paris Johnson in 2008 (23).
10	Najé Murray	G	5-6	Fr.	HS	9.1	2.3	0.7	Ranks 11th in MW with a 3.80 clip on 3FGs ... Has come up with at least one steal in 8 of last 10 games.
11	Arantxa Gómez Ferrer	F	6-0	Jr.	2L	2.1	2.8	0.1	Chipped in a career-high eight points vs. USD ... Recorded a personal-best six rebounds at SJSU
13	Allison Brown	G	5-7	Sr.	SQ	0.0	1.0	0.0	Played a career-high 16 minutes in first appearance of the season vs. Hope Int'l, grabbing one rebound.
15	McKynzie Fort	G	5-9	Sr.	3L	17.0	6.0	3.6	Ranks 2nd in the MW with 17.0 ppg overall ... Averaging 20.0 ppg in MW play, shooting .589 on FGs.
20	Geena Gomez	G	5-8	Sr.	2L	8.6	3.1	4.1	Scored a career-high 21 points at SJSU ... Tied for 6th in MW with 4.0 assists per game.
21	Abby Lowe	G	5-11	So.	1L	1.7	1.3	0.3	Has played a combined 23 minutes in three games ... Scored five points off the bench vs. Tulane.
22	Lexy Thorderson	G	6-0	Sr.	3L	8.5	2.7	0.5	Is still among MW leaders treys per game (6th, 2.4), triples made (8th, 33) and 3FG pct (9th, .407).
23	Loli Gomez	G	5-10	Jr.	TR	0.0	0.0	0.3	Made SDSU debut vs. Central Michigan ... Dished out first assist as an Aztec vs. Hope Int'l.
24	Kiara Edwards	F	6-1	Fr.	HS	2.0	2.5	0.0	Tallied first collegiate field goal and grabbed season-high three rebounds vs. Tulane.
30	Cheyenne Greenhouse	G	5-11	Sr.	3L	4.3	2.5	1.1	Tossed in season-high 11 points at SJSU ... Set a personal best with three steals against Colorado State.
34	Baylee Vanderdoes	F	6-1	So.	1L	2.7	4.3	0.1	Came up huge with a career-high 3 blocks vs. USD ... Also logged a personal-best 13 rebounds vs. CMU.
40	Monique Terry	F	6-2	So.	1L	1.0	1.3	0.0	Has appeared in 10 of 15 games this season ... Logged a season-high 3 rebs off the bench vs. Arizona.
45	Naomi Ekwedike	F	6-6	So.	SQ	2.5	2.6	0.5	Averaging 8.8 minutes in 11 games ... Tallied a season-high six points vs. UC Irvine and Hope Int'l.

Head Coach: Stacie Terry (UT Arlington, 1998) | 56-81 (Fifth Season at SDSU/Fifth Overall)

Assistant Coaches: Jesse Clark (Pacific Union, 2003); Ciara Carl (Point Loma Nazarene, 2005); Nick Grant (Baylor, 2010)

Director of Basketball Operations: Jon Silver (UCLA, 2009) | Director of Player Personnel: Paris Johnson (San Diego State, 2011)

SAN DIEGO STATE QUICK FACTS

GENERAL INFORMATION

Location: San Diego, Calif., 92182
 Founded: 1897
 Enrollment: 33,726
 Nickname: Aztecs
 School Colors: Scarlet and Black
 Affiliation: NCAA Division I
 Conference: Mountain West
 Home Arena (Capacity):
 Steve Fisher Court at Viejas Arena (12,414)
 President: Sally Roush
 Director of Athletics: John David Wicker
 Faculty Athletic Representative: Patrick Papin
 Athletics Dept. Phone: 619-594-3019

AZTEC BASKETBALL FACTS

First Year of Basketball: 1976-77
 All-Time Record: 648-580 (.527) / 41 seasons
 Postseason Appearances/NCAA Appearances: 12/9
 Last Postseason Appearance: 2013--
 Lost to BYU (69-58) in WNIT Second Round

SDSU TEAM INFORMATION

2016-17 Record: 11-19 (.367)
 2016-17 MW Record/Finish: 6-12/9th
 2017 MW Tournament Record: 0-1
 2017 Final NCAA RPI: 270
 Letterwinners Returning/Lost: 9/2
 Starters Returning/Lost: 4/2
 Newcomers: 5

AZTEC BASKETBALL STAFF

Head Coach: Stacie Terry
 Alma Mater: UT Arlington, 1998
 Career Record/Years: 56-81/Fifth Year
 Record at SDSU: Same
 Best Time to Call: Contact SID
 Basketball Office Phone: 619-594-4095
 Basketball Office Fax: 619-594-8057
Assistant Coaches:
 Jesse Clark, Fifth season at SDSU
 Alma Mater: Pacific Union, 2003
 Ciara Carl, Fifth season at SDSU
 Alma Mater: Point Loma Nazarene, 2005
 Nick Grant, Fourth season at SDSU
 Alma Mater: Baylor, 2010
 Director of Basketball Operations: Jon Silver
 Second season at SDSU
 Alma Mater: UCLA, 2009
 Director of Player Personnel: Paris Johnson
 Second season at SDSU
 Alma Mater: San Diego State, 2009
 Athletic Trainer: Queenie Soriano
 Academic Advisor: Dr. Bre White
 Strength and Conditioning: Eddie Padilla

SDSU MEDIA RELATIONS

Interim Women's Basketball SID: Jim Solien
 E-mail: jsolien@mail.sdsu.edu
 Office Phone: 619-594-5547
 Cell Phone: 619-341-9082

Series Record vs. Boise State

- Saturday's encounter will mark the 13th meeting between the two schools, with SDSU maintaining an 8-4 edge in the all-time series.
- The Aztecs and Broncos met just once during the 2016-17 campaign, as the Scarlet and Black emerged with an 84-77 victory at Steve Fisher Court.
- In all, SDSU is 6-1 against Boise State in San Diego.
- In those six victories at Viejas Arena, the Aztecs have outscored the Broncos by an average of 15.8 points (69.0-53.2).

Scouting the Broncos

- Boise State (9-7, 3-2 MW) snapped a two-game losing streak with a 75-66 victory over Fresno State at home on Wednesday night.
- With the win, the Broncos find themselves in a four-way tie for third place in the Mountain West standings at 3-2, joining New Mexico, Colorado State and Fresno State.
- Boise State and SDSU faced one common opponent during their respective non-conference schedules. The Broncos dropped a 72-52 decision to the University of San Diego at the Rainbow Wahine Classic in Honolulu, Hawaii, on Nov. 17. However, the Aztecs managed a 77-76 upset of the Toreros at Steve Fisher Court on Nov. 29.
- Boise State, which captured Mountain West tournament titles in 2015 and 2017, was picked to finish first in conference's preseason poll, earning 221 points and seven first-place votes, just ahead of Wyoming (216 pts, 6 first-place votes) and Colorado State (211 pts, 6 first-place votes).
- Offensively, the Broncos are led by sophomore Riley Lupfer, a 2017 all-Mountain West Freshman honoree who occupies the eighth spot in the the conference with 14.6 points per game. The 5-9 guard is Boise State's top three-point threat, ranking second in the league with 3.3 triples per contest (53 overall) and sixth with a .442 clip from beyond the arc. She is also 10th this week with a .451 overall field-goal percentage.
- Not to be outdone, junior Marta Hermida and senior Shalen Shaw find themselves among the MW leaders as well. Hermida enters the weekend at No. 3 in assists (4.7/gm), while Shaw ranks fifth in rebounds (7.6/gm).
- The Broncos have also received a boost from sophomore A'Shanti Coleman, who is tied for fourth in the conference with an average of 1.0 blocks per game off the bench.
- As a team, Boise State tops the MW in rebounding margin (7.5), which ranks 42nd in the nation.
- In addition, the Broncos find themselves among the league leaders in several statistical categories, including scoring margin (2nd, +6.8) scoring offense (3rd, 69.9 ppg), scoring defense (3rd, 63.1 ppg), rebounding offense (3rd, 41.0/gm), field-goal percentage defense (3rd, .392), field-goal percentage (4th, .416) and three-pointers made (5th, 7.1/gm).
- Collectively, Boise State is also fifth in the MW in free-throw percentage (.699) and ranks eighth in three-point accuracy (.322).
- Head coach Gordy Presnell is in his 13th season with the Broncos, where he has compiled a record of 229-169, highlighted by a MW tournament titles in 2015 and 2017.
- Since joining the conference in 2011, Presnell's Broncos are one of just two teams in the MW to reach at least two NCAA Tournament. Prior to his return to the Gem State, Presnell, a native Idahoan, coached at Division

BOISE STATE SERIES NOTES

BOISE STATE AT SAN DIEGO STATE

Aztecs lead series 8-4

• 2017-18 Comparative Stats

BSU		SDSU
9-7	Overall Record	8-7
3-2	League Record	2-2
.416	Field Goal Pct.	.392
.322	3-PT FG Pct.	.331
.699	Free Throw Pct.	.686
.392	Opp. FG Pct.	.398
.310	Opp. 3-PT FG Pct.	.325
.699	Opp. FT Pct.	.710
41.0	Rebound Avg.	38.7
+7.5	Rebound Margin	+1.3
69.9	Points/Game	66.0
63.1	Pts. Allowed/Game	65.7

• Series Numbers

Record at SDSU	6-1
Record at BSU	2-3
Record at Neutral	0-0
Most Points SDSU	86, 2013
Most Points BSU	77, 2017
Largest Margin SDSU	41, 2013
Largest Margin BSU	30, 2016
Longest SDSU Win Streak	5
Longest BSU Win Streak	3
Current Streak	SDSU won 1

• Series History

Date	Site	Result/Score
12-20-05	San Diego	W 54-51
2-1-12	Boise	W 69-59
2-29-12	San Diego	W 58-41
2-6-13	Boise	W 64-40
3-9-13	San Diego	W 86-45
1-8-14	Boise	L 64-73
2-8-14	San Diego	W 75-65
2-7-15	San Diego	W 57-40
2-28-15	Boise	L 58-64
1-16-16	San Diego	L 45-75
2-27-16	Boise	L 63-68
1-7-17	San Diego	W 84-77

LAST MEETING VS. BOISE STATE

Boise State at San Diego State Box Score (1-7-17)

BSU	FG	3FG	FT	REB	F	TP	A	T	B	S	MP
Shaw	1-6	0-2	1-2	9	3	3	5	0	1	1	34
Vanderschaaf	10-16	0-0	2-3	7	1	22	1	2	0	1	32
Rodriguez	4-10	1-4	0-0	3	3	9	11	3	0	0	33
Hermida	5-10	0-5	0-0	3	3	10	3	1	0	1	25
Pahukoa, Bro.	5-14	3-8	2-3	6	1	15	0	0	0	0	30
Woodvine	0-0	0-0	0-0	0	0	0	0	1	0	0	5
Hodgins	0-1	0-0	0-0	0	0	0	0	0	0	0	7
Lupfer	6-10	4-8	0-0	1	2	16	1	1	0	2	19
Harrell	1-1	0-0	0-0	1	1	2	1	0	0	0	11
Pahukoa, Bri.	0-1	0-0	0-0	0	0	0	0	0	0	0	1
Wheeler	0-0	0-0	0-0	1	0	0	0	0	0	0	3
Totals	32-69	8-27	5-8	31	14	77	22	8	1	5	200
Pct.	46.4	29.6	62.5								

SDSU	FG	3FG	FT	REB	F	TP	A	T	B	S	MP
Thorderson	6-9	6-9	2-2	2	2	20	1	0	1	0	34
Terry	3-3	0-0	0-0	1	4	6	0	1	0	1	23
Ellison	4-7	3-6	2-4	2	1	13	1	1	0	0	30
Fort	3-10	0-2	9-10	4	4	15	6	2	0	1	24
Gomez, G.	4-7	2-4	0-1	3	2	10	3	1	0	0	22
Lark	8-11	0-2	0-0	4	2	16	1	3	0	0	26
Bostick	0-2	0-1	2-2	7	0	2	2	2	0	0	19
Gómez Ferrer	1-2	0-0	0-0	0	0	2	2	0	0	0	5
Greenhouse	0-1	0-1	0-0	1	0	0	1	0	0	0	10
Vanderdoes	0-0	0-0	0-0	2	0	0	0	0	0	0	7
TEAM				2							
Totals	29-52	11-25	15-19	28	15	84	17	10	1	2	200
Pct.	55.8	44.0	78.9								

Officials: Michael Price, Scott Osborne, Ada Victoria Cervantes Kutus
Technical fouls: BOISE STATE- TEAM
Attendance: 314

Score by Periods	1st	2nd	3rd	4th	Total
Boise State	20	14	27	16	77
San Diego State	19	17	18	30	84

LAST GAME AT SAN JOSÉ STATE

San Diego State at San José State Box Score (1-10-18)

SDSU	FG	3FG	FT	REB	F	TP	A	T	B	S	MP
Gómez Ferrer	1-3	0-0	0-0	6	2	2	1	2	2	0	19
Lark	4-8	1-3	2-4	8	3	11	0	5	0	0	27
Murray	2-8	0-4	2-2	3	2	6	0	1	1	0	20
Fort	8-15	0-0	3-4	9	2	19	7	4	0	2	39
Gomez, G.	8-15	3-7	2-2	3	3	21	2	3	0	2	39
Adams	0-3	0-1	2-3	1	4	2	1	1	2	2	21
Lowe	0-0	0-0	0-0	0	1	0	0	1	0	0	3
Greenhouse	4-10	0-1	3-4	4	1	11	2	2	0	0	19
Vanderdoes	1-5	0-0	1-2	4	3	3	0	0	1	1	13
TEAM				12					1		
Totals	28-67	4-16	15-21	50	21	75	13	20	6	7	200
Pct.	41.8	25.0	71.4								

SJSU	FG	3FG	FT	REB	F	TP	A	T	B	S	MP
Lewis	4-10	0-0	0-0	4	1	8	0	1	0	0	20
Ladd	6-20	0-3	4-6	11	3	16	3	0	0	0	38
Turney	4-12	0-2	3-5	2	3	11	4	6	0	0	29
Hafoka	3-11	0-1	0-0	7	2	6	2	2	0	0	20
Anderson	0-0	0-0	0-0	0	1	0	0	0	0	0	16
Benally	3-9	3-9	0-0	2	1	9	0	2	0	0	23
Marquez	3-8	2-6	0-0	3	2	8	2	3	0	0	18
Gennett	0-2	0-2	0-0	1	1	0	0	0	0	2	7
Harris	1-1	0-0	0-0	2	1	2	0	0	1	1	9
Wilson	0-7	0-0	4-6	9	4	4	0	2	1	0	16
Clark	0-0	0-0	0-0	0	0	0	0	0	0	0	1
Ezeonu	0-1	0-0	1-2	0	0	1	0	0	0	0	3
TEAM				5							
Totals	24-81	5-23	12-19	46	19	65	11	16	2	3	200
Pct.	29.6	21.7	63.2								

Officials: Michael Price, In'fini Robinson, Gator Parrish
Technical fouls: None
Attendance: 813

Score by Periods	1st	2nd	3rd	4th	Total
San Diego State	20	26	14	15	75
San José State	15	20	11	19	65

II Seattle Pacific for 18 years. His overall mark stands at 625-291.

Notes with a 'W'

An Aztec victory over Boise State on Saturday will mean:

- SDSU wins its second straight, improving to 9-7 overall and 3-2 in the Mountain West.
- The Aztecs record their second straight triumph over the Broncos, raising their record to 9-4 in the all-time series.
- SDSU moves to 7-2 in home games this year.
- The Aztecs even their record at 2-2 in Saturday games this season.

Last Time Out: Aztecs Topple SJSU on the Road

San Diego State gave itself a much-needed win on Wednesday with an uplifting 75-65 triumph over San José State in a Mountain West clash at The Event Center.

With the victory, the Aztecs snapped a two-game losing streak, improving to 8-7 on the season and 2-2 in conference play, while the Spartans drop to 5-11 overall and 2-3 in the MW.

Four players combined for 62 of SDSU's 75 points, including senior Geena Gomez, who notched a career-high 21 points on 8-for-15-shooting, highlighted by a trio of three-point baskets. In addition, fellow classmate McKynzie Fort came tantalizingly close to a triple-double for the second game in a row, finishing with 19 points, nine rebounds and seven assists.

Fort also connected on 8 of 15 attempts from the floor, while seniors Khalia Lark and Cheyenne Greenhouse aided the SDSU cause as well with 11 points each.

The two teams battled through five ties and five lead changes before the Aztecs broke a 24-24 deadlock with a 22-11 surge over the final 6:47 of the second quarter to vault in front for good. Gomez sparked the run with 10 points, including a pair of triples, while Greenhouse tallied six points off the bench to help the Scarlet and Black build a 46-25 advantage by intermission.

SDSU forged its biggest lead of the evening later in the third period after Gomez drove the length of the court for a layup, which gave the visitors a comfortable 58-42 cushion by the 3:43 mark.

Despite sinking just 3 of 16 shots (18.8 percent) in the fourth quarter, the Aztecs maintained their double-digit advantage throughout most of the quarter, including a 65-49 spread with 6:23 remaining in regulation following a Gomez jumper.

SJSU made things interesting down the stretch, narrowing the gap to six points on two occasions, including a 71-65 margin after Myzhanique Ladd finished off a layup with 30 seconds left. However, time was the enemy of the Spartans as SDSU drained four free throws in waning moments, including two by Greenhouse, to secure the win.

Ladd paced the host school with 16 points and a game-high 11 rebounds, while Taylor Turney chipped in 11 points

MOUNTAIN WEST STANDINGS

As of Jan. 10

	MW	Overall
Wyoming	3-1	10-5
UNLV	3-1	8-7
New Mexico	3-2	15-3
Colorado State	3-2	11-5
Boise State	3-2	9-7
Fresno State	3-2	8-8
San Diego State	2-2	8-7
Nevada	2-2	9-6
San José State	2-3	5-11
Utah State	1-4	3-13
Air Force	0-4	0-15

UPCOMING MW SCHEDULE

Saturday, January 13

Boise State at San Diego State, 1 p.m. PT

San José State at Air Force, 1 p.m. MT

Wyoming at Colorado State, 2 p.m. MT

Fresno State at New Mexico, 2 p.m. MT

Nevada at Utah State, 2 p.m. MT

Wednesday, January 17

San Diego State at Fresno State, 7 p.m. PT

Colorado State at Air Force, 7 p.m. MT

UNLV at New Mexico, 7 p.m. MT

Boise State at Utah State, 7 p.m. MT

San José State at Nevada, 6:30 p.m. PT

Saturday, January 20

New Mexico at San Diego State, 1 p.m. PT

Nevada at Boise State, 2 p.m. MT

Utah State at Wyoming, 2 p.m. MT

Air Force at Fresno State, 2 p.m. MT

Colorado State at UNLV, 3 p.m. PT

Wednesday, January 24

San Diego State at Colorado State, 7 p.m. MT

Utah State at Air Force, 7 p.m. MT

Fresno State at UNLV, 6 p.m. PT

Wyoming at Nevada, 6:30 p.m. PT

Boise State at San José State, 7 p.m. PT

AZTECS VS. MOUNTAIN WEST

Air Force	34	7
Boise State	8	4
Colorado State	27	28
Fresno State	26	18
Nevada	9	8
New Mexico	27	33
San José State	21	8
UNLV	28	27
Utah State	6	5
Wyoming	28	27
Total	214	164

SAN DIEGO STATE STREAKS

Most Consecutive Starts

	Consecutive	Total
Geena Gomez*	15	36
Khalia Lark	15	25
McKynzie Fort	6	99
Arantxa Gómez Ferrer	4	17
Najé Murray	1	2
Cheyenne Greenhouse	0	37
Lexy Thorderson	0	34
Baylee Vanderdoes	0	13
Monique Terry	0	10
Naomi Ekwedike	0	1

Most Consecutive Games

	Consecutive	Total
Geena Gomez*	74	74
Cheyenne Greenhouse	43	106
Lexy Thorderson	0	103
Khalia Lark*	36	66
Baylee Vanderdoes	26	38
Najé Murray	15	15
McKynzie Fort	6	106
Arantxa Gómez Ferrer -	6	59
Abby Lowe	1	18
Te'a Adams	1	14
Monique Terry	0	38
Allison Brown	0	26
Naomi Ekwedike	0	20
Kiara Edwards	0	4
Loli Gomez	0	4
Kennedi Villa	0	3

Most Consecutive Games With A Point^

	Consecutive	Total
McKynzie Fort	106	106
Geena Gomez	21	58
Najé Murray	10	13
Khalia Lark*	9	32
Te'a Adams	7	12
Cheyenne Greenhouse	5	88
Arantxa Gómez Ferrer	4	32
Lexy Thorderson	3	77
Baylee Vanderdoes	2	30
Naomi Ekwedike	1	11
Monique Terry	0	24
Abby Lowe	0	7
Allison Brown	0	6
Kennedi Villa	0	1
Loli Gomez	0	0

*SDSU totals only; ^must have played in the game

@AZTECWBB TOP 75 IN THE NATION

As of Jan. 11

Category	Team	Value	Rank
Fewest Fouls		243	61
Fewest Turnovers		221	63
3-Point Field Goals Per Game		7.4	73

of her own in the loss.

Collectively, the Aztecs shot 41.8 percent from the field (28-67), including a sparkling 76.9 percent clip (10-13) in the second quarter to help seize control. Conversely, SJSU was just 24-for-81 from the floor (29.6 percent), including a 5-for-23 pace beyond the arc (21.7 percent).

Additionally, SDSU pulled down a season-high 50 rebounds, maintaining a 35-24 advantage on the defensive glass. The Aztecs also outscored the Spartans 19-13 off turnovers despite losing that statistical battle (20-16).

Noting the San José State Game

- The Aztecs snapped a three-game losing streak to the Spartans, improving to 21-8 in the all-time series.
- SDSU held San José State to an opponent season-low 29.6 percent clip on field goal attempts (24-81).
- The Aztecs' season-high 50 rebounds were tied for the third-best team total in the Mountain West so far this year.
- SDSU also finished with 35 boards on the defensive side, marking the team's second-highest figure of the season after grabbing 36 in the opener vs. Presbyterian.
- The Aztecs improved to 6-2 on the year when out-rebounding the opposition.
- SDSU raised its record to 4-3 in games following a loss this season.
- In addition to her career-high 21 points, Geena Gomez set a personal best with eight field goals made.
- Arantxa Gómez Ferrer posted a career-high six rebounds and tied her personal-best with two blocked shots.
- Te'a Adams also blocked the first two shots of her career.

Nothin' Like Home Cookin'

• After posting a 6-3 home record so far this year, SDSU has claimed 64 of its last 94 games on Montezuma Mesa and has gone 96-46 (.676) at Steve Fisher Court since the start of the 2008-09 campaign. The Aztecs have finished with a winning record at home in nine of the last 11 years.

Good Omen?

- For the first time since the 2011-12 campaign and the 10th time in program history, SDSU won its first three games to open a season.
- After starting the year 3-0, San Diego State has advanced to a postseason tournament or the MW Championship game all but one season (1981-82).
- In seven of the nine seasons in which the Aztecs won their first three games of the year, San Diego State won 20 or more games.
- After defeating Hope International on Dec. 10, the Aztecs assured themselves of their first winning non-conference slate since the 2012-13 campaign.

It's Raining Threes

- A year removed from a historic season of shooting beyond the arc, San Diego State has kept up the trend, ranking fourth in the Mountain West and 73rd nationally in three-point field goals made per game (7.4).
- The Scarlet and Black is also fifth in the conference and 89th in the country with 111 triples made overall.
- Collectively, the Aztecs rank seventh in the MW and 119th nationally with a 33.1 percent clip from beyond the arc.
- Lexy Thorderson and Najé Murray are among the league's individual leaders as well. Despite missing the game at San José State, Thorderson is fifth in three-pointers per game (2.4), while Murray ranks 14th (1.8).
- Additionally, Thorderson occupies the ninth spot in three-point accuracy (.407), followed closely by Murray, who ranks 11th (.398).

Taking Care of the Ball

- San Diego State has demonstrated its ball-handling capabilities this season, ranking third in the Mountain West in fewest turnovers (221), which is good for 63rd nationally.
- Against Central Michigan at the Junkanoo Jam on Nov. 24, SDSU set a program record with just four turnovers, eclipsing the previous standard of six set twice previously against Wyoming on March 9, 2012, and Feb. 1, 2017.
- Over the past two seasons, the Scarlet and Black posted fewer than 10 turnovers seven times, compared to just three during the 2013-14 and 2014-15 campaigns combined.

Of Note

- San Diego State is 7-3 this season when holding the opposition to under 40 percent shooting from the field.
- In addition, the Aztecs are 6-2 on the year when out-rebounding their foes.

Spreading the Wealth

- A total of seven Aztecs have scored in double digits at least once this season, while six have accomplished the feat on three or more occasions.
- In addition, SDSU has had 10 games this season in which at least three players scored in double figures (Presbyterian, CSUN, Central Michigan, USD, Arizona, UC Irvine, Hope International, UC Santa Barbara, Colorado State, San José State).

Stepping Up

- With McKynzie Fort sidelined with an injury, freshmen Te'a Adams and Najé Murray picked up the scoring slack against Hope International on Dec. 10, combining for 30 points on 15-for-24 shooting (.625).
- Adams turned in a superlative effort with a career-high 20 points, connecting on 9 of 13 field-goal attempts while chipping in personal-bests of eight rebounds and seven assists.
- With her effort, Adams produced the highest scoring total by an Aztec freshman in a single game since current director of player personnel Paris Johnson poured in 23 points vs. Air Force on March 8, 2008.
- Likewise, Murray contributed a career-high 16 points of her own vs. the Royals, highlighted by a 4-for-7 effort from beyond the three-point arc.

Fort Named Mountain West Player of the Week

- For the third time in her career McKynzie Fort was tabbed MW Player of the Week on Dec. 4, after leading SDSU to victories over over the University of San Diego and Arizona.
- In those two triumphs, Fort averaged 25.0 points, 6.0 rebounds and 5.0 assists while shooting a combined 60.7 percent from the field (17-28) and 78.9 percent from the free-throw line (15-19).
- Against USD at home on Nov. 29, Fort led all players with 24 points on 10-for-16 shooting (62.5 percent), including the game-winning layup with eight seconds remaining to help the Aztecs snap a four-game losing streak against the Toreros in a dramatic 77-76 triumph. She also dished out a career-high eight assists in that contest and grabbed a team-best six rebounds.
- Fort continued her stellar play at Arizona on Dec. 3, pouring in a game-high 26 points to go with six rebounds and two assists. The SDSU guard shot 58.3 percent from the floor (7-12) and tied her personal-best with an 11 free throws in 13 attempts.
- With the Aztecs nursing a slim 69-67 lead late in the fourth quarter, Fort came up huge down the stretch, sinking seven of eight free throws to help seal the win while contributing to a defense that held the Wildcats scoreless over the final 3:05 of the game.

What a Debut!

- San Diego State's 2017-18 season opener against Presbyterian was one of the ages, as the Aztecs toppled the Blue Hose, 77-50.
- The 27-point win was SDSU's largest margin of victory since a 60-25 home win against San Diego Christian on Dec. 21, 2015.
- The 27-point win was the greatest season-opening win since the 2011-12 Aztecs opened their campaign at home with an 86-43 victory over Arkansas-Pine Bluff.
- The 50 points scored against the Aztecs was the fewest allowed in a season opener since that win.
- SDSU's 12 long balls were the most in a campaign opener since at least the 1998-99 season.
- SDSU's 77 points in a first game was the most since the team scored 99 against Sacramento State to open the 2014-15 season.

Making an Entrance

- Freshman Najé Murray made quite the impression in her first collegiate game, scoring 14 points in 13 minutes on the floor against Presbyterian.
- Murray was 4-for-7 from beyond the 3-point arc, drilling all four long balls in the fourth quarter and knocking down two in consecutive possessions.
- Murray's 14 points in her collegiate debut was the most by an Aztec in that category since Cheyenne Greenhouse notched 19 points and 11 rebounds in a 99-91 win over Sacramento State to kick off the 2014-15 campaign.
- Another freshman Te'a Adams contributed in her first collegiate appearance as well, logging four points, two assists and one steal in 17 minutes.

Going Deep

- A hallmark of the 2017-18 Aztecs will be their depth. Against Presbyterian, SDSU's bench outscored the Blue Hose's bench, 39-5.
- Four Aztecs came off the bench to log 13 or more minutes, including Najé Murray (13), Baylee Vanderdoes (16), Cheyenne Greenhouse (17) and Te'a Adams (17)

MW PRESEASON POLL

Rk.	Team	Pts.
1.	Boise State (7)	221
2.	Wyoming (6)	216
3.	Colorado State (6)	211
4.	New Mexico (4)	186
5.	UNLV (2)	185
6.	Utah State	136
7.	Fresno State	117
8.	San Diego State	102
9.	San José State	61
10.	Nevada	60
11.	Air Force	29

First-place votes in parentheses

MW PRESEASON HONORS

Preseason All-Mountain West Team

Shalen Shaw, Boise State
 Candice White, Fresno State
 Cherise Beynon, New Mexico
 McKynzie Fort, San Diego State
 Liv Roberts, Wyoming

Preseason Player of the Year

Cherise Beynon, New Mexico

Preseason Newcomers of the Year:

N'Dea Flye, New Mexico

Preseason Freshman of the Year

Tesha Buck, New Mexico

SDSU IN THE MW POLL

Year	Pre.	Final
1999-2000	6th	6th
2000-01	7th	6th
2001-02	7th	7th
2002-03	7th	7th
2003-04	6th	7th
2004-05	7th	t-7th
2005-06	8th	9th
2006-07	7th	7th
2007-08	7th	t-5th
2008-09	2nd	2nd
2009-10	1st	t-3rd
2010-11	2nd	6th
2011-12	2nd	1st
2012-13	1st	1st
2013-14	3rd	t-6th
2014-15	7th	7th
2015-16	6th	t-8th
2016-17	7th	8th
2017-18	8th	--



SDSU RECORD WHEN...

Playing at home	6-3
Playing on the road	2-2
Playing at a neutral site	0-2
Playing a night game (5 p.m. or later)	4-4
Playing a day game	4-3
Leading at halftime	7-4
Trailing at halftime	1-3
Tied at halftime	0-0
Leading with 5:00 left in regulation	7-2
Trailing with 5:00 left in regulation	1-5
Tied with 5:00 left	0-0
In overtime	0-1
Scoring less than 60 points	2-3
Scoring between 60-69 points	1-3
Scoring between 70-79 points	4-1
Scoring between 80-89 points	0-0
Scoring 90 or more points	1-0
Opponent scores less than 60 points	3-1
Opponent scores 60-69 points	4-3
Opponent scores 70-79 points	1-1
Opponent scores 80-89 points	0-2
Opponent scores 90 or more points	0-0
FG% .500 or better	2-0
FG% under .500	6-7
FG% .400-.499	4-2
FG% under .400	2-5
Opponent FG% .500 or better	0-2
Opponent FG% under .500	8-5
Opponent FG% .400-.499	1-2
Opponent FG% under .400	7-3
Better shooting %	6-1
Worse shooting %	2-6
More FG attempts	4-5
Fewer FG attempts	4-2
Same FG attempts	0-0
More FGs made	6-1
Fewer FGs made	2-5
Same FGs made	0-1
More FT attempts	4-3
Fewer FT attempts	4-4
Same FT attempts	0-0
More FTs made	5-3
Fewer FTs made	3-4
Same FTs made	0-0
More rebounds	6-2
Fewer rebounds	2-4
Same rebounds	0-1
More turnovers	3-3
Fewer turnovers	3-4
Same turnovers	2-0
More assists	4-2
Fewer assists	4-5
Same assists	0-0
More steals	5-3
Fewer steals	3-4
Same steals	0-0

SDSU STREAKS

Last 5 games	2-3
Last 10 games	5-5
Longest winning streak	3
Longest losing streak	2 (three times)
Current streak	Won 1

• SDSU's reserves have outscored their opponents 12 times this year, recording a 6-6 mark in those games.

Fort-ifying the Aztecs' Offense

• Preseason all-MW honoree McKynzie Fort is making waves in her senior season, looking to climb her way to the top five in the Aztecs' all-time scoring list.

• With an average of 17.0 points in 14 starts, Fort currently boasts 1,471 career points, which ranks sixth on the school's all-time charts. She needs just 25 points to surpass Courtney Clements for fifth place in program history.

• During the 2016-17 season, Fort became just the fourth Aztec to land a spot on an all-Mountain West team each of her first three seasons at San Diego State after collecting an all-Mountain West first-team nod last year.

• The only Aztec to start all 30 games, Fort finished the year in the league rankings: second in points per game (15.9), ninth in free-throw percentage (.784), 11th in field-goal percentage (.436), 12th in minutes played per game (31.9) and 13th in assists per game (2.5).

• The Fontana, Calif., native was 116-for-148 from the free-throw line, tied for the eighth-most made in SDSU single-season history.

• Fort reached the career 1,000-point mark at San José State (1-11-17), the 21st Aztec and eighth SDSU third-year to accomplish the feat, after notching season highs in points (29) and rebounds (11) for her second-career double-double.

Captain, Captain, Captain

• The Aztecs' captains for the 2017-18 season are seniors McKynzie Fort, Geena Gomez and Lexy Thorderson.

• Fort, a three-year starter for the Aztecs, is a three-time all-MW selection and was named to the preseason all-MW team this season after spending much of the 2016-17 campaign atop most offensive categories.

• Gomez, a two-year letterwinner, is one of four returning starters for San Diego State. The catalyst behind the Aztecs' offense on the court, she shot at a .360 clip (36-for-100) from 3-point range last season, the league's sixth-best percentage.

• Three-time MW All-Academic Team honoree and three-year letterwinner Thorderson helped SDSU engineer the program's best 3-point shooting season last year and will be relied upon heavily from beyond the arc for her final campaign.

Welcome Back!

• In addition to having five newcomers, including the nation's 23rd-ranked and the Mountain West's best incoming class, the 2017-18 Aztecs welcome back an impressive amount of offensive output from a year prior.

• Four starters from last year's team will once again don the Scarlet and Black: seniors McKynzie Fort, Geena Gomez, Lexy Thorderson and Khalia Lark.

• Five letterwinners from the 2016-17 squad are also expected to contribute this season: Arantxa Gómez Ferrer, Cheyenne Greenhouse, Abby Lowe, Monique Terry and Baylee Vanderdoes.

• Nearly 79 percent of the team's scoring from last year returns, led by all-MW first-team pick McKynzie Fort, who single-handedly recorded almost one-fourth (24.9 percent) of SDSU's total points in 2016-17.

Moral Support

• Stacie Terry's fourth season saw an increase in excitement surrounding the team, evidenced in home attendance. For the 2016-17 season, the Aztecs averaged 855 fans for the team's 14 home games, up from an average of 487 during the 2015-16 campaign (the previous high during the Terry era was for the 2014-15 season when SDSU averaged 604 fans per game).

• Against Michigan on Dec. 11, 2016, a total of 2,632 fans were in attendance for the greatest showing since Jan. 24, 2009 (vs. BYU), when 2,792 were in Viejas Arena to see San Diego State play then-conference foe Brigham Young.

• That total has already been eclipsed this season after 4,148 fans attended the UC Irvine game on Dec. 8.

• With the aforementioned figure, SDSU has averaged 1,100 fans in nine home games this season.

History Made from Beyond the Arc

• With their 200 made long balls on a program-high 620 attempts, the 2016-17 Aztecs were the program's best 3-point shooting team.

• Since the statistic started being recorded in the program's record book during the 1987-88 campaign, SDSU's most made

SDSU CAREER SCORING LIST

1.	Judy Porter	(1980-83)	2,318
2.	Falisha Wright	(1992-95)	1,733
3.	Paris Johnson	(2008-11)	1,598
4.	Jené Morris	(2008-10)	1,499
5.	Courtney Clements	(2011-13)	1,495
6.	McKynzie Fort	(2015-)	1,471
7.	Chana Perry	(1988-89)	1,445
8.	Jessica Haynes	(1986-88)	1,395
9.	Quenese Davis	(2007-10)	1,370
10.	Michelle Suman	(1992-95)	1,341
11.	Brooke Meadows	(1986-89)	1,310
12.	Jamey Cox	(2000-03)	1,275
13.	Marsha Overton	(1980-83)	1,273
14.	Tina Hutchinson	(1984-85)	1,256
15.	Christina Murguia	(1992-95)	1,237

threes came in the 2012-13 season with 164 3-pointers.

- The 2016-17 Aztecs also sported the best 3-point percentage at .319 (204-639) in seven years. The single-season record is .404 (65-for-161) set during the 1991-92 season.
- Lexy Thorderson's 66 made 3-point field goals on 192 attempts were each fourth in SDSU history. She finished the year with the Mountain West's second-most made long balls, averaging 2.4 per game, and ranking 80th in the nation. In a single-game high, she drilled seven treys in a win against UNLV (1-18-17), tied for the third-most in SDSU history.
- Thorderson had five games last season with five-or-more treys: a career-high seven against UNLV, six versus Boise State and five against Nevada, San José State and at UNLV.
- San Diego State had its most success beyond the arc last season against San José State. In their road game against the Spartans, SDSU knocked down 12 three-pointers, its third straight game with 10 or more threes, and, when hosting SJSU, drilled 13 long balls.
- In the Scarlet and Black's home game against San José State, the teams combined for 25 threes, the most in a MW game last season. It was just the third time the feat was accomplished during the 2016-17 campaign.
- Versus UNLV, the Aztecs knocked down 14 three-pointers for a season high and their most since Feb. 10, 2005, in a 91-45 win over Utah Valley. In the game, Thorderson drilled a career-best seven treys.
- Against Boise State, SDSU knocked down 11 triples, five of which came in the fourth quarter, finishing its second straight game with five or more treys in a quarter after notching six in the first period vs. Nevada (10 overall).
- SDSU was the first team in the conference to score double-digit threes in three straight Mountain West games, the first time since at least the 1999-2000 season that the Aztecs had consecutive games with 10-or-more 3-pointers.

The New Aztecs on the Block

- For the second consecutive year, San Diego State women's basketball head coach Stacie Terry has announced the signing of a nationally ranked incoming class. Mallory Adams, Jayden Perez and Sophia Ramos comprise the nation's 57th-ranked class (according to Prospects Nation) and will join the Aztecs for the 2018-19 campaign.
- Adams, a 6-foot guard, is in her second season at Lone Star High School in Frisco, Texas. She is the 14th-ranked wing in the 2018 class, earning a 90 scouts grade and three stars from ESPN. She had a breakout season as a junior, her first at Lone Star High School. She garnered Texas Association of Basketball Coaches (TABC) and Texas Girls Coaches Association (TGCA) all-state, TABC all-region and District 13-5A Offensive MVP accolades after averaging 18.9 points and 9.0 rebounds en route to Lone Star's district championship. The District 9-5A MVP, TGCA all-state and TABC all-region honoree as a sophomore at Centennial (Frisco, Texas) High School, she was the 2015 District 9-5A Newcomer of the Year, recording 18 points and 10 boards per game as a freshman. Adams' older sister, McKenzie, is a junior guard on SMU's women's basketball team. Their father, Gary, played four years of football at Arkansas and their mother, Michelle, played volleyball at Missouri Southern State. Adams plays AAU for Cy-Fair EYBL. She piqued interest from a number of schools, including SMU, Kansas, Alabama, Tulsa, Houston, Michigan, Penn, Rice, New Mexico and Rutgers.
- Perez is a 5-8 guard competing for Onate High School in Las Cruces, N.M. She has an 89 scouts grade and three stars from ESPN as the 73rd-ranked point guard in her class. Perez enters her senior year with 1,586 career points. As a junior last season, she averaged nearly 20 points, 5.8 rebounds, 2.7 assists and 1.7 steals. Selected to the 2017 All-U.S.A. New Mexico Girls Basketball Team, she led Onate to the Class 6A state tournament, earning Class 6A all-state second-team honors along the way. Perez played her freshman and sophomore seasons at Las Cruces High, capturing District 3-6A Player of the Year and Class 6A all-state second-team honors each year. Perez plays AAU for Team Fusion in El Paso, Texas, under head coach Lee Williams. A 4.0 student, she is ranked seventh in her class while also competing for Onate's volleyball team last season. She also had offers from New Mexico and Abilene Christian.
- Ramos, a 5-9 guard, is playing in her fourth season at Incarnate Word High School in San Antonio, Texas. She has four stars from Prospects Nation and is No. 87 at the guard position with three stars and an 88 scouts grade from ESPN. A three-time Texas Association of Private and Parochial Schools (TAPPS) All-State and All-District first-team pick, she was also a TAPPS Academic All-State honoree as a junior. Last season, Ramos averaged 16.6 points, 8.2 rebounds, 4.2 assists and 2.9 steals per game, leading Incarnate Word to a 27-6 record. Reaching the 1,500-career point mark as a junior, she is a two-time Express News MVP for private schools. Ramos plays AAU for SA Finest and coach Ray Caldwell. The team won the Super 64 National Championship with a buzzer-beater in 2017.
- Recently, Adams and Ramos were named McDonald's All-American nominees.

ASSOCIATED PRESS POLL

(Week 10 - Jan. 8)

Rk		Record	Pts
1	Connecticut (32)	13-0	800
2	Notre Dame	15-1	747
3	Louisville	18-0	741
4	Mississippi State	17-0	702
5	Baylor	14-1	661
6	Tennessee	15-0	641
7	Texas	13-1	617
8	Oregon	15-2	559
9	South Carolina	13-2	557
10	Ohio State	15-2	520
11	Maryland	15-2	476
12	Missouri	14-2	426
13	Florida State	14-2	373
14	UCLA	11-4	367
15	West Virginia	14-2	320
16	Duke	12-4	280
17	Texas A&M	13-4	275
18	Arizona State	13-3	227
18	Iowa	15-2	227
20	Oklahoma State	12-3	224
21	Rutgers	16-2	139
22	Oregon State	11-4	136
23	Michigan	13-4	115
24	California	11-4	67
25	Green Bay	12-2	51

First-place votes in parentheses

Others receiving votes: Villanova 49, Stanford 30, South Florida 24, Syracuse 22, Georgia 10, Marquette 5, LSU 4, Utah 3, Brown 2, Ball State 1, Belmont 1, Mercer 1

USA TODAY COACHES POLL

(Week 10 - Jan. 8)

Rk		Record	Pts
1	Connecticut (32)	13-0	800
2	Notre Dame	15-1	748
3	Mississippi State	17-0	731
4	Louisville	18-0	721
5	Baylor	14-1	658
6	Tennessee	15-0	626
7	Texas	13-1	601
8	South Carolina	13-2	564
9	Oregon	15-2	559
10	Ohio State	15-2	522
11	Maryland	15-2	473
12	Florida State	14-2	399
13	Missouri	14-2	382
14	UCLA	11-4	368
15	West Virginia	14-2	363
16	Texas A&M	13-4	282
17	Iowa	15-2	265
18	Duke	12-4	260
19	Rutgers	16-2	164
20	Michigan	13-4	154
21	Oregon State	11-4	148
22	Oklahoma State	12-3	143
23	Arizona State	13-3	123
24	Green Bay	12-2	102
25	South Florida	12-4	79

First-place votes in parentheses

Others receiving votes: Syracuse 62, Villanova 40, Virginia 13, Georgia Tech 10, California 8, Marquette 8, DePaul 7, Florida Gulf Coast 4, Miami 4, Georgia 3, Stanford 2, Ball State 2, USC 1, Virginia Tech 1

PERSONNEL SUMMARY

Returning Starters (3):

McKynzie Fort, Sr., G (14.3 ppg, 4.1 rpg, 31.9 mpg)
 Geena Gomez, Sr., G (6.8 ppg, 3.2 rpg, 36 3FGs, 24.8 mpg)
 Lexy Thorderson, Sr., G (9.5 ppg, 66 3FGs, 25.7 mpg)
 Khalia Lark, Sr., G/F (25.9 mpg, 8.4 ppg, 6.1 rpg)

Starters Lost (2):

Ariell Bostick, G (23.2 mpg, 4.2 rpg, 3.5 apg)
 Kimberly Ellison, G (25.3 mpg, 9.2 ppg, 61 3FGs)

Other Players Lost (1):

Aleiah Brandon, F

Other Letterwinners Returning (5):

Arantxa Gómez Ferrer, Jr., F (0.6 ppg, 0.9 rpg)
 Cheyenne Greenhouse, Sr., G (15.4 mpg, 4.2 ppg, 2.0 rpg)
 Abby Lowe, So., G (15 gms, 1.2 ppg)
 Monique Terry, So., F (12.3 mpg, 2.7 ppg, 2.0 rpg)
 Baylee Vanderdoes, So., F (13.6 mpg, 3.9 ppg, 2.7 rpg)

Other Players Returning (2):

Allison Brown, Sr., G (9 gms)
 Naomi Ekwedike, So., C (9 gms)

Newcomers (5):

Te'a Adams, Fr., G., 5-9, Kirkland, Wash.
 Kiara Edwards, Fr., F, 6-1, Surprise, Ariz.
 Loli Gomez, Jr., G., 5-8, Huntington Beach, Calif.
 Najé Murray, Fr., G, 5-6, Stockton, Calif.
 Kennedy Villa, Fr., G., 6-0, Oakland, Calif.

ROSTER BREAKDOWN

By Class

Seniors (6): Brown, Fort, G. Gomez, Greenhouse, Lark, Thorderson; **Juniors (2):** : A. Gómez Ferrer, L. Gomez;
Sophomore (4): Ekwedike, Lowe, Terry, Vanderdoes;
Freshmen (4): Adams, Edwards, Murray, Villa

By State/Country

Arizona (1): Edwards; **California (9):** Brown, Fort, G. Gomez, L. Gomez, Greenhouse, Lark, Murray, Vanderdoes, Villa; **Colorado (1):** Thorderson; **Texas (1):** Terry; **Washington (1):** Adams; **Spain (1):** A. Gómez Ferrer; **England (1):** Lowe; **Nigeria (1):** Ekwedike

By Position

Centers (1): Ekwedike; **Forwards (5):** A. Gómez Ferrer, Edwards, Lark, Terry, Vanderdoes; **Guards (11):** Adams, Brown, Fort, G. Gomez, L. Gomez, Greenhouse, Lark, Lowe, Murray, Thorderson, Villa

By Height

6-6 (1): Ekwedike; **6-2 (1):** Terry; **6-1 (2):** Edwards, Vanderdoes; **6-0 (4):** A. Gómez Ferrer, Lark, Thorderson, Villa; **5-11 (2):** Greenhouse, Lowe; **5-10 (1):** L. Gomez; **5-9 (2):** Adams, Fort; **5-8 (2):** G. Gomez; **5-7 (1):** Brown; **5-6 (1):** Murray

2017-18 NUMERICAL ROSTER

No.	Name	Pos.	Ht.	Yr.	Exp.	Hometown (Previous School/High School)
0	Kennedi Villa	G	6-0	Fr.	HS	Oakland, Calif. (St. Mary's HS)
1	Khaliya Lark	G/F	6-0	Sr.	1L	Irvine, Calif. (Washington/Mater Dei HS)
5	Te'a Adams	G	5-9	Fr.	HS	Kirkland, Wash. (Juanita HS)
10	Najé Murray	G	5-6	Fr.	HS	Stockton, Calif. (St. Mary's HS)
11	Arantxa Gómez Ferrer	F	6-0	Jr.	2L	Valencia, Spain (Parque Colegio Santa Ana HS)
13	Allison Brown	G	5-7	Sr.	SQ	Anaheim Hills, Calif. (Mater Dei HS)
15	McKynzie Fort	G	5-9	Sr.	3L	Fontana, Calif. (Etiwanda HS)
20	Geena Gomez	G	5-8	Sr.	2L	Huntington Beach, Calif. (Edison HS/St. Joseph's (Pa.))
21	Abby Lowe	G	5-11	So.	1L	Stockport, England (Barking Abbey Academy)
22	Lexy Thorderson	G	6-0	Sr.	3L	Castle Rock, Colo. (Rock Canyon HS)
23	Loli Gomez	G	5-8	Jr.	TR	Huntington Beach, Calif. (Edison HS/CSU San Bernardino)
24	Kiara Edwards	F	6-1	Fr.	HS	Surprise, Ariz. (Valley Vista HS)
30	Cheyenne Greenhouse	G	5-11	Sr.	3L	Riverside, Calif. (Canyon Springs HS)
34	Baylee Vanderdoes	F	6-1	So.	1L	Auburn, Calif. (Placer HS)
40	Monique Terry	F	6-2	So.	1L	San Antonio, Texas (Brennan HS)
45	Naomi Ekwedike	C	6-6	So.	SQ	Lagos, Nigeria (Potter's House Christian Academy (Fla.))

2017-18 ALPHABETICAL ROSTER

No.	Name	Pos.	Ht.	Yr.	Exp.	Hometown (Previous School/High School)
5	Te'a Adams	G	5-9	Fr.	HS	Kirkland, Wash. (Juanita HS)
13	Allison Brown	G	5-7	Sr.	SQ	Anaheim Hills, Calif. (Mater Dei HS)
24	Kiara Edwards	F	6-1	Fr.	HS	Surprise, Ariz. (Valley Vista HS)
45	Naomi Ekwedike	C	6-6	So.	SQ	Lagos, Nigeria (Potter's House Christian Academy (Fla.))
15	McKynzie Fort	G	5-9	Sr.	3L	Fontana, Calif. (Etiwanda HS)
20	Geena Gomez	G	5-8	Sr.	2L	Huntington Beach, Calif. (Edison HS/St. Joseph's (Pa.))
23	Loli Gomez	G	5-8	Jr.	TR	Huntington Beach, Calif. (Edison HS/CSU San Bernardino)
11	Arantxa Gómez Ferrer	F	6-0	Jr.	2L	Valencia, Spain (Parque Colegio Santa Ana HS)
30	Cheyenne Greenhouse	G	5-11	Sr.	3L	Riverside, Calif. (Canyon Springs HS)
1	Khaliya Lark	G/F	6-0	Sr.	1L	Irvine, Calif. (Washington/Mater Dei HS)
21	Abby Lowe	G	5-11	So.	1L	Stockport, England (Barking Abbey Academy)
10	Najé Murray	G	5-6	Fr.	HS	Stockton, Calif. (St. Mary's HS)
40	Monique Terry	F	6-2	So.	1L	San Antonio, Texas (Brennan HS)
22	Lexy Thorderson	G	6-0	Sr.	3L	Castle Rock, Colo. (Rock Canyon HS)
34	Baylee Vanderdoes	F	6-1	So.	1L	Auburn, Calif. (Placer HS)
0	Kennedi Villa	G	6-0	Fr.	HS	Oakland, Calif. (St. Mary's HS)

Head Coach: Stacie Terry (UT Arlington, 1998), Fifth season at SDSU/Fifth overall

Assistant Coach: Jesse Clark (Pacific Union, 2003), Fifth season at SDSU

Assistant Coach: Ciara Carl (Point Loma Nazarene, 2005), Fifth season at SDSU

Assistant Coach: Nick Grant (Baylor, 2010), Fourth season at SDSU

Director of Operations: Jon Silver (UCLA, 2009), Second season at SDSU

Director of Player Personnel: Paris Johnson (San Diego State, 2011), Second season at SDSU

2017-18 PRONUNCIATION GUIDE

Te'a Adams	TAY-uh
Naomi Ekwedike	nay-O-mee ECK-weh-DEE-kay
Arantxa Gómez Ferrer	uh-RON-cha fur-AIR
McKynzie Fort	ma-KEN-zee
Loli Gomez	LOW-lee
Najé Murray	Nah-ZHAY
Baylee Vanderdoes	VAN-der-doze
Kennedi Villa	VILL-uh
Ciara Carl	see-ARR-uh

CAREER HIGHS

Points
1, vs. Presbyterian (11-10-17)

Rebounds
2, vs. Tulane (11-25-17)

Assists
1, vs. Presbyterian (11-10-17)

Steals
N/A

Blocks
N/A

Field Goals
N/A

Field Goal Attempts
N/A

3-Point Field Goals
N/A

3-Point Field Goal Attempts
N/A

Free Throws
1, vs. Presbyterian (11-10-17)

Free Throw Attempts
2, vs. Presbyterian (11-10-17)

MISC. CAREER STATS

Double-figure
scoring games: 0

Double-figure
rebounding games: 0



#0 KENNEDI VILLA

Freshman • HS

6-0

Guard

Oakland, Calif.

St. Mary's HS

Opponent	Date	gs	min	Total		3-Pointers		Free throws		Rebounds				pf	a	t/o	blk	stl	pts	avg	
				fg-fga	pct	3fg-fga	pct	ft-fa	pct	off	def	tot	avg								
PRESBYTERIAN	11-10-17		4	0-0	.000	0-0	.000	1-2	.500	0	0	0	0.0	0	1	0	0	0	1	1.0	
CSUN	11-14-17		dnp	-	-	-	-	-	-	-	-	-	-	-	-	-	-	-	-	-	
CAL STATE FULLERTON	11-18-17		dnp	-	-	-	-	-	-	-	-	-	-	-	-	-	-	-	-	-	
vs Central Michigan	11-24-17		dnp	-	-	-	-	-	-	-	-	-	-	-	-	-	-	-	-	-	
vs Tulane	11-25-17		3	0-0	.000	0-0	.000	0-0	.000	0	2	2	1.0	1	0	0	0	0	0	0.5	
SAN DIEGO	11-29-17		dnp	-	-	-	-	-	-	-	-	-	-	-	-	-	-	-	-	-	
at Arizona	12-03-17		dnp	-	-	-	-	-	-	-	-	-	-	-	-	-	-	-	-	-	
UC IRVINE	12-08-17		dnp	-	-	-	-	-	-	-	-	-	-	-	-	-	-	-	-	-	
HOPE INTERNATIONAL	12-10-17		6	0-0	.000	0-0	.000	0-0	.000	0	1	1	1.0	0	0	0	0	0	0	0.3	
SANTA CLARA	12-14-17		dnp	-	-	-	-	-	-	-	-	-	-	-	-	-	-	-	-	-	
at UC Santa Barbara	12-22-17		dnp	-	-	-	-	-	-	-	-	-	-	-	-	-	-	-	-	-	
WYOMING	12-28-17		dnp	-	-	-	-	-	-	-	-	-	-	-	-	-	-	-	-	-	
at Utah State	12-30-17		dnp	-	-	-	-	-	-	-	-	-	-	-	-	-	-	-	-	-	
at San Jose State	01-10-18		dnp	-	-	-	-	-	-	-	-	-	-	-	-	-	-	-	-	-	
Totals			0	13	0-0	.000	0-0	.000	1-2	.500	0	3	3	1.0	1	1	0	0	0	1	0.3

Games played: 3
Minutes/game: 4.3
Points/game: 0.3
FT Pct: 50.0

Rebounds/game: 1.0
Assists/game: 0.3
Assist/turnover ratio: 99.9

CAREER STATISTICS

Season	gp-gs	min/avg	Total		3-Point		F-Throws		Rebounds				Scoring							
			fg-fga	pct	fg-fga	pct	ft-fa	pct	off	def	tot	avg	pf	fo	ast	to	blk	stl	pts	avg
2017-18	3-0	13/4.3	0-0	.000	0-0	.000	1-2	.500	0	3	3	1.0	1	0	1	0	0	0	1	0.3
TOTAL	3-0	13/4.3	0-0	.000	0-0	.000	1-2	.500	0	3	3	1.0	1	0	1	0	0	0	1	0.3

CAREER HIGHS

Points
22, vs. Nevada (1-4-17)

Rebounds
12, Twice
Last: at Colorado State (1-28-17)

Assists
2, Eight times
Last: at Arizona (12-3-17)

Steals
4, vs. Air Force (1-25-17)

Blocks
1, Three times
Last: vs. Wyoming (12-28-17)

Field Goals
8, Twice,
Last: vs. Air Force (1-25-17)

Field Goal Attempts
19, vs. Air Force (1-25-17)

3-Point Field Goals
4, vs. Hope International (12-10-17)

3-Point Field Goal Attempts
8, vs. Fresno State (2-4-17)

Free Throws
4, Twice, Last: vs. Seattle (12-4-14)*

Free Throw Attempts
6, Twice, Last: vs. Nevada (1-4-17)

MISC. CAREER STATS

Double-figure scoring games: 14

Double-figure rebounding games: 4

* at Washington



#1 KHALIA LARK

Senior • 1L

6-0

Guard/Forward

Irvine, Calif.

Univ. of Washington / Mater Dei High School

Opponent	Date	gs	min	Total		3-Pointers		Free throws		Rebounds				pf	a	t/o	blk	stl	pts	avg
				fg-fga	pct	3fg-fga	pct	ft-fa	pct	off	def	tot	avg							
PRESBYTERIAN	11-10-17	*	16	0-2	.000	0-1	.000	0-0	.000	1	3	4	4.0	1	1	3	1	1	0	0.0
CSUN	11-14-17	*	31	4-10	.400	3-6	.500	2-2	1.000	1	8	9	6.5	1	1	4	1	3	13	6.5
CAL STATE FULLERTON	11-18-17	*	30	1-10	.100	1-4	.250	0-0	.000	4	6	10	7.7	4	1	3	0	0	3	5.3
vs Central Michigan	11-24-17	*	25	0-5	.000	0-3	.000	2-2	1.000	2	2	4	6.8	4	0	0	0	1	2	4.5
vs Tulane	11-25-17	*	11	1-3	.333	0-1	.000	0-0	.000	0	1	1	5.6	0	1	3	0	1	2	4.0
SAN DIEGO	11-29-17	*	23	0-4	.000	0-1	.000	0-2	.000	2	2	4	5.3	0	1	1	0	1	0	3.3
at Arizona	12-03-17	*	29	2-6	.333	2-3	.667	1-2	.500	1	4	5	5.3	3	2	1	0	0	7	3.9
UC IRVINE	12-08-17	*	29	4-7	.571	2-4	.500	0-0	.000	2	3	5	5.3	1	0	2	0	0	10	4.6
HOPE INTERNATIONAL	12-10-17	*	18	5-9	.556	4-7	.571	0-0	.000	0	4	4	5.1	0	1	0	0	0	14	5.7
SANTA CLARA	12-14-17	*	27	1-6	.167	0-5	.000	0-0	.000	0	2	2	4.8	0	0	0	0	0	2	5.3
at UC Santa Barbara	12-22-17	*	26	5-8	.625	1-2	.500	3-5	.600	3	2	5	4.8	2	0	2	0	0	14	6.1
WYOMING	12-28-17	*	27	3-7	.429	2-5	.400	2-2	1.000	0	4	4	4.8	1	0	1	1	1	10	6.4
at Utah State	12-30-17	*	28	2-5	.400	2-5	.400	0-0	.000	0	3	3	4.6	1	0	0	0	0	6	6.4
COLORADO STATE	01-03-18	*	32	0-6	.000	0-3	.000	2-2	1.000	0	5	5	4.6	1	0	1	0	0	2	6.1
at San Jose State	01-10-18	*	27	4-8	.500	1-3	.333	2-4	.500	2	6	8	4.9	3	0	5	0	0	11	6.4
Totals			15	379	.333	18-53	.340	14-21	.667	18	55	73	4.9	22	8	26	3	8	96	6.4

Games played: 15
Minutes/game: 25.3
Points/game: 6.4
FG Pct: 33.3
3FG Pct: 34.0
FT Pct: 66.7

Rebounds/game: 4.9
Assists/game: 0.5
Turnovers/game: 1.7
Assist/turnover ratio: 0.3
Steals/game: 0.5
Blocks/game: 0.2

CAREER STATISTICS

Season	gp-gs	min/avg	Total		3-Point		F-Throws		Rebounds				Scoring							
			fg-fga	pct	fg-fga	pct	ft-fa	pct	off	def	tot	avg	pf	fo	ast	to	blk	stl	pts	avg
2014-15*	23-0	198/8.6	17-39	.436	11-27	.407	11-14	.786	10	21	31	1.3	12	0	5	13	0	3	56	2.4
2015-16*	6-0	83/13.8	5-15	.333	2-7	.286	5-11	.455	2	11	13	2.2	3	0	2	7	0	1	17	2.8
2016-17	21-10	544/25.9	72-202	.356	20-81	.247	12-28	.429	39	90	129	6.1	46	0	23	44	1	12	176	8.4
2017-18	15-15	379/25.3	32-96	.333	18-53	.340	14-21	.667	18	55	73	4.9	22	0	8	26	3	8	96	6.4
TOTAL	36-25	923/25.6	104-298	.349	38-134	.284	26-49	.531	57	145	202	5.6	68	0	31	70	4	20	272	7.6
All*	65-25	1204/18.5	126-352	.358	51-168	.304	42-74	.568	69	177	246	3.8	83	0	38	90	4	24	345	5.3

CAREER HIGHS

Points
20, vs. Hope International (12-10-17)

Rebounds
8, vs. Hope International (12-10-17)

Assists
7, vs. Hope International (12-10-17)

Steals
4, vs. Hope International (12-10-17)

Blocks
2, at San José State (1-10-18)

Field Goals
9, vs. Hope International (12-10-17)

Field Goal Attempts
13, vs. Hope International (12-10-17)

3-Point Field Goals
2, vs. Hope International (12-10-17)

3-Point Field Goal Attempts
4, Three times
Last: vs. Santa Clara (12-14-17)

Free Throws
3, vs. San Diego (11-29-17)

Free Throw Attempts
5, vs. San Diego (11-29-17)

MISC. CAREER STATS

Double-figure
scoring games: 1

Double-figure
rebounding games: 0



#5 TE'A ADAMS

Freshman • HS

5-9

Guard

Kirkland, Wash.

Juanita HS

Opponent	Date	gs	min	Total		3-Pointers		Free throws		Rebounds				pf	a	t/o	blk	stl	pts	avg
				fg-fga	pct	3fg-fga	pct	ft-fa	pct	off	def	tot	avg							
PRESBYTERIAN	11-10-17	17		2-7	.286	0-4	.000	0-0	.000	0	0	0	0.0	3	2	1	0	1	4	4.0
CSUN	11-14-17	4		0-3	.000	0-2	.000	0-0	.000	0	0	0	0.0	0	0	1	1	0	0	2.0
CAL STATE FULLERTON	11-18-17	8		1-5	.200	0-1	.000	0-0	.000	0	1	1	0.3	1	3	1	0	2	2	2.0
vs Central Michigan	11-24-17	13		2-8	.250	0-3	.000	1-1	1.000	1	0	1	0.5	1	1	0	0	1	5	2.8
vs Tulane	11-25-17	5		1-3	.333	1-1	1.000	2-4	.500	1	1	2	0.8	0	0	1	0	2	5	3.2
SAN DIEGO	11-29-17	15		1-7	.143	0-1	.000	3-5	.600	0	4	4	1.3	1	2	2	0	1	5	3.5
at Arizona	12-03-17	14		0-5	.000	0-3	.000	0-0	.000	2	2	4	1.7	1	1	2	0	0	0	3.0
UC IRVINE	12-08-17	15		1-7	.143	0-2	.000	0-0	.000	1	2	3	1.9	1	2	1	0	1	2	2.9
HOPE INTERNATIONAL	12-10-17	22		9-13	.692	2-4	.500	0-0	.000	0	8	8	2.6	0	7	1	0	4	20	4.8
SANTA CLARA	12-14-17	15		1-9	.111	0-4	.000	0-0	.000	0	3	3	2.6	0	0	2	0	1	2	4.5
at UC Santa Barbara	12-22-17	15		2-8	.250	0-3	.000	1-2	.500	0	0	0	2.4	2	0	2	0	0	5	4.5
WYOMING	12-28-17	19		3-8	.375	1-1	1.000	2-2	1.000	0	0	0	2.2	1	1	0	0	1	9	4.9
at Utah State	12-30-17	18		1-3	.333	0-2	.000	3-4	.750	0	3	3	2.2	4	2	0	0	0	5	4.9
at San Jose State	01-10-18	21		0-3	.000	0-1	.000	2-3	.667	0	1	1	2.1	4	1	1	2	2	2	4.7
Totals		0	201	24-89	.270	4-32	.125	14-21	.667	5	25	30	2.1	19	22	15	3	16	66	4.7

Games played: 14
Minutes/game: 14.4
Points/game: 4.7
FG Pct: 27.0
3FG Pct: 12.5
FT Pct: 66.7

Rebounds/game: 2.1
Assists/game: 1.6
Turnovers/game: 1.1
Assist/turnover ratio: 1.5
Steals/game: 1.1
Blocks/game: 0.2

CAREER STATISTICS

Season	gp-gs	min/avg	Total		3-Point		F-Throws		Rebounds				Scoring							
			fg-fga	pct	fg-fga	pct	ft-fa	pct	off	def	tot	avg	pf	fo	ast	to	blk	stl	pts	avg
2017-18	14-0	201/14.4	24-89	.270	4-32	.125	14-21	.667	5	25	30	2.1	19	0	22	15	3	16	66	4.7
TOTAL	14-0	201/14.4	24-89	.270	4-32	.125	14-21	.667	5	25	30	2.1	19	0	22	15	3	16	66	4.7

CAREER HIGHS

Points
16, vs. Hope International (12-10-17)

Rebounds
4, vs. San Diego (11-29-17)

Assists
4, vs. Hope International (12-10-17)

Steals
2, at UC Santa Barbara (12-22-17)

Blocks
1, at San José State (1-10-18)

Field Goals
6, vs. Hope International (12-10-17)

Field Goal Attempts
12, vs. Colorado State (1-3-18)

3-Point Field Goals
4, Twice,
Last: vs. Hope Int'l (12-10-17)

3-Point Field Goal Attempts
7, Three times,
Last: vs. vs. Hope Int'l (12-10-17)

Free Throws
6, vs. Central Michigan (11-24-17)

Free Throw Attempts
6, vs. Central Michigan (11-24-17)

MISC. CAREER STATS

Double-figure
scoring games: 9

Double-figure
rebounding games: 0



#10 NAJÉ MURRAY

Freshman • HS

5-6

Guard

Stockton, Calif.

St. Mary's High School

Opponent	Date	gs	min	Total		3-Pointers		Free throws		Rebounds				Other								
				fg-fga	pct	3fg-fga	pct	ft-fa	pct	off	def	tot	avg	pf	a	t/o	blk	stl	pts	avg		
PRESBYTERIAN	11-10-17		13	5-9	.556	4-7	.571	0-0	.000	0	3	3	3.0	2	1	1	0	1	14	14.0		
CSUN	11-14-17		13	2-7	.286	1-5	.200	0-0	.000	0	0	0	1.5	0	0	1	0	0	5	9.5		
CAL STATE FULLERTON	11-18-17		16	4-6	.667	3-5	.600	0-0	.000	0	0	0	1.0	3	0	3	0	0	11	10.0		
vs Central Michigan	11-24-17		16	2-9	.222	2-7	.286	6-6	1.000	0	0	0	0.8	0	0	0	0	0	12	10.5		
vs Tulane	11-25-17		24	0-6	.000	0-4	.000	0-0	.000	0	2	2	1.0	3	0	1	0	0	0	8.4		
SAN DIEGO	11-29-17		13	3-8	.375	2-4	.500	2-2	1.000	1	3	4	1.5	2	1	1	0	1	10	8.7		
at Arizona	12-03-17		17	4-9	.444	3-4	.750	2-2	1.000	0	2	2	1.6	0	0	1	0	1	13	9.3		
UC IRVINE	12-08-17		13	4-6	.667	2-3	.667	0-0	.000	0	1	1	1.5	2	1	2	0	0	10	9.4		
HOPE INTERNATIONAL	12-10-17	*	26	6-11	.545	4-7	.571	0-0	.000	0	1	1	1.4	2	4	4	0	1	16	10.1		
SANTA CLARA	12-14-17		22	3-9	.333	1-6	.167	2-3	.667	0	3	3	1.6	4	0	2	0	1	9	10.0		
at UC Santa Barbara	12-22-17		13	4-5	.800	2-2	1.000	2-2	1.000	0	3	3	1.7	5	2	0	0	2	12	10.2		
WYOMING	12-28-17		13	1-7	.143	0-3	.000	1-1	1.000	0	2	2	1.8	2	0	1	0	1	3	9.6		
at Utah State	12-30-17		20	1-8	.125	1-5	.200	0-0	.000	3	3	6	2.1	2	0	2	0	2	3	9.1		
COLORADO STATE	01-03-18		23	5-12	.417	2-5	.400	0-1	.000	2	3	5	2.3	2	1	1	0	1	12	9.3		
at San Jose State	01-10-18	*	20	2-8	.250	0-4	.000	2-2	1.000	1	2	3	2.3	2	0	1	1	0	6	9.1		
Totals			2	262	.383	46-120	.383	27-71	.380	17-19	.895	7	28	35	2.3	31	10	21	1	11	136	9.1

Games played: 15
Minutes/game: 17.5
Points/game: 9.1
FG Pct: 38.3
3FG Pct: 38.0
FT Pct: 89.5

Rebounds/game: 2.3
Assists/game: 0.7
Turnovers/game: 1.4
Assist/turnover ratio: 0.5
Steals/game: 0.7
Blocks/game: 0.1

Season	CAREER STATISTICS		Total		3-Point		F-Throws		Rebounds				Other				Scoring			
	gp-gs	min/avg	fg-fga	pct	fg-fga	pct	ft-fa	pct	off	def	tot	avg	pf	fo	ast	to	blk	stl	pts	avg
2017-18	15-2	262/17.5	46-120	.383	27-71	.380	17-19	.895	7	28	35	2.3	31	1	10	21	1	11	136	9.1
TOTAL	15-2	262/17.5	46-120	.383	27-71	.380	17-19	.895	7	28	35	2.3	31	1	10	21	1	11	136	9.1

CAREER HIGHS

Points
8, vs. San Diego (11-29-17)

Rebounds
6, at San José State (1-10-18)

Assists
2, vs. Boise State (1-7-17)

Steals
2, at Utah State (12-30-17)

Blocks
2, Seven times
Last: at San José State (1-10-18)

Field Goals
4, vs. San Diego (11-29-17)

Field Goal Attempts
6, vs. San Diego (11-29-17)

3-Point Field Goals
N/A

3-Point Field Goal Attempts
N/A

Free Throws
2, Four times
Last: vs. Utah State (2-15-17)

Free Throw Attempts
4, Three times
Last: at San Diego (11-17-16)

MISC. CAREER STATS

Double-figure scoring games: 0

Double-figure rebounding games: 0



#11 ARANTXA GÓMEZ FERRER

Junior • 2L

6-0

Forward

Valencia, Spain

Parque Colegio Santa Ana High School / Ros Casares Valencia Club

Opponent	Date	gs	min	Total		3-Pointers		Free throws		Rebounds					pts	avg					
				fg-fga	pct	3fg-fga	pct	ft-fa	pct	off	def	tot	avg	pf			a	t/o	blk	stl	
PRESBYTERIAN	11-10-17	*	14	2-3	.667	0-0	.000	0-0	.000	0	3	3	3.0	0	0	0	0	0	4	4.0	
CSUN	11-14-17	*	24	1-3	.333	0-0	.000	0-0	.000	2	3	5	4.0	2	0	1	2	0	2	3.0	
CAL STATE FULLERTON	11-18-17	*	11	0-0	.000	0-0	.000	0-0	.000	1	1	2	3.3	2	0	1	2	0	0	2.0	
vs Central Michigan	11-24-17	*	5	0-1	.000	0-0	.000	0-0	.000	1	0	1	2.8	1	0	0	0	0	0	1.5	
vs Tulane	11-25-17	*	9	0-0	.000	0-0	.000	0-0	.000	1	2	3	2.8	1	0	1	0	0	0	1.2	
SAN DIEGO	11-29-17	*	16	4-6	.667	0-0	.000	0-0	.000	3	0	3	2.8	3	0	0	0	0	8	2.3	
at Arizona	12-03-17	dnp	-	-	-	-	-	-	-	-	-	-	-	-	-	-	-	-	-	-	
UC IRVINE	12-08-17	9	0-0	.000	0-0	.000	0-0	.000	0	3	3	2.9	1	0	1	2	0	0	2.0		
HOPE INTERNATIONAL	12-10-17	dnp	-	-	-	-	-	-	-	-	-	-	-	-	-	-	-	-	-	-	
SANTA CLARA	12-14-17	11	1-1	1.000	0-0	.000	0-2	.000	0	2	2	2.8	0	0	1	0	1	2	2.0		
at UC Santa Barbara	12-22-17	7	0-0	.000	0-0	.000	0-0	.000	0	1	1	2.6	3	0	1	0	0	0	1.8		
WYOMING	12-28-17	*	20	1-2	.500	0-0	.000	1-2	.500	0	2	2	2.5	3	0	0	1	1	3	1.9	
at Utah State	12-30-17	*	18	2-3	.667	0-0	.000	0-0	.000	1	1	2	2.5	1	0	1	0	2	4	2.1	
COLORADO STATE	01-03-18	*	21	1-2	.500	0-0	.000	0-0	.000	2	1	3	2.5	1	0	0	0	0	2	2.1	
at San Jose State	01-10-18	*	19	1-3	.333	0-0	.000	0-0	.000	2	4	6	2.8	2	1	2	2	0	2	2.1	
Totals			10	184	13-24	.542	0-0	.000	1-4	.250	13	23	36	2.8	20	1	9	9	4	27	2.1

Games played: 13
Minutes/game: 14.2
Points/game: 2.1
FG Pct: 54.2
FT Pct: 25.0

Rebounds/game: 2.8
Assists/game: 0.1
Turnovers/game: 0.7
Assist/turnover ratio: 0.1
Steals/game: 0.3
Blocks/game: 0.7

CAREER STATISTICS

Season	gp-gs	min/avg	Total		3-Point		F-Throws		Rebounds				Scoring							
			fg-fga	pct	fg-fga	pct	ft-fa	pct	off	def	tot	avg	pf	fo	ast	to	blk	stl	pts	avg
2015-16	18-0	118/6.6	5-12	.417	0-0	.000	0-12	.000	10	6	16	0.9	18	0	2	5	1	4	10	0.6
2016-17	28-7	322/11.5	18-34	.529	0-0	.000	13-27	.481	32	29	61	2.2	34	0	6	17	9	4	49	1.8
2017-18	13-10	184/14.2	13-24	.542	0-0	.000	1-4	.250	13	23	36	2.8	20	0	1	9	9	4	27	2.1
TOTAL	59-17	624/10.6	36-70	.514	0-0	.000	14-43	.326	55	58	113	1.9	72	0	9	31	19	12	86	1.5

CAREER HIGHS

Points
5, at Air Force (2-28-17)

Rebounds
4, at Air Force (2-28-17)

Assists
2, Twice, Last: at Air Force (2-28-17)

Steals
1, at Loyola Marymount (12-10-15)

Blocks
1, vs. Hope International (12-10-17)

Field Goals
2, at Air Force (2-28-17)

Field Goal Attempts
3, Twice
Last: vs. Air Force (1-21-15)

3-Point Field Goals
1, Twice
Last: vs. San Diego Christian (12-21-15)

3-Point Field Goal Attempts
4, Twice
Last: vs. Air Force (1-21-15)

Free Throws
2, vs. Michigan (12-9-16)

Free Throw Attempts
2, Three times
Last: at UNLV (2-18-17)

MISC. CAREER STATS

Double-figure scoring games: 0

Double-figure rebounding games: 0



#13 ALLISON BROWN

Senior • SQ

5-7

Guard

Anaheim Hills, Calif.

Mater Dei High School

Opponent	Date	gs	min	Total		3-Pointers		Free throws			Rebounds				pf	a	t/o	blk	stl	pts	avg
				fg-fga	pct	3fg-fga	pct	ft-fa	pct	off	def	tot	avg								
PRESBYTERIAN	11-10-17		dnp	-	-	-	-	-	-	-	-	-	-	-	-	-	-	-	-	-	-
CSUN	11-14-17		dnp	-	-	-	-	-	-	-	-	-	-	-	-	-	-	-	-	-	-
CAL STATE FULLERTON	11-18-17		dnp	-	-	-	-	-	-	-	-	-	-	-	-	-	-	-	-	-	-
vs Central Michigan	11-24-17		dnp	-	-	-	-	-	-	-	-	-	-	-	-	-	-	-	-	-	-
vs Tulane	11-25-17		dnp	-	-	-	-	-	-	-	-	-	-	-	-	-	-	-	-	-	-
SAN DIEGO	11-29-17		dnp	-	-	-	-	-	-	-	-	-	-	-	-	-	-	-	-	-	-
at Arizona	12-03-17		dnp	-	-	-	-	-	-	-	-	-	-	-	-	-	-	-	-	-	-
UC IRVINE	12-08-17		dnp	-	-	-	-	-	-	-	-	-	-	-	-	-	-	-	-	-	-
HOPE INTERNATIONAL	12-10-17	16		0-2	.000	0-2	.000	0-0	.000	0	1	1	1.0	1	0	3	1	0	0	0.0	
SANTA CLARA	12-14-17		dnp	-	-	-	-	-	-	-	-	-	-	-	-	-	-	-	-	-	-
at UC Santa Barbara	12-22-17		dnp	-	-	-	-	-	-	-	-	-	-	-	-	-	-	-	-	-	-
WYOMING	12-28-17		dnp	-	-	-	-	-	-	-	-	-	-	-	-	-	-	-	-	-	-
at Utah State	12-30-17		dnp	-	-	-	-	-	-	-	-	-	-	-	-	-	-	-	-	-	-
COLORADO STATE	01-03-18		dnp	-	-	-	-	-	-	-	-	-	-	-	-	-	-	-	-	-	-
at San Jose State	01-10-18		dnp	-	-	-	-	-	-	-	-	-	-	-	-	-	-	-	-	-	-
Totals		0	16	0-2	.000	0-2	.000	0-0	.000	0	1	1	1.0	1	0	3	1	0	0	0.0	

Games played: 1
Minutes/game: 16.0
FG Pct: 0.0
3FG Pct: 0.0

Rebounds/game: 1.0
Turnovers/game: 3.0
Blocks/game: 1.0

CAREER STATISTICS

Season	gp-gs	min/avg	fg-fga	pct	fg-fga	pct	ft-fa	pct	off	def	tot	avg	pf	fo	ast	to	blk	stl	pts	avg
2014-15	7-0	26/3.7	1-9	.111	1-9	.111	0-2	.000	1	1	2	0.3	3	0	2	3	0	0	3	0.4
2015-16	9-0	19/2.1	1-4	.250	1-3	.333	0-0	.000	1	3	4	0.4	0	0	2	3	0	1	3	0.3
2016-17	9-0	39/4.3	4-5	.800	0-0	.000	4-5	.800	1	7	8	0.9	5	0	5	2	0	0	12	1.3
2017-18	1-0	16/16.0	0-2	.000	0-2	.000	0-0	.000	0	1	1	1.0	1	0	0	3	1	0	0	0.0
TOTAL	26-0	100/3.8	6-20	.300	2-14	.143	4-7	.571	3	12	15	0.6	9	0	9	11	1	1	18	0.7

CAREER HIGHS

Points
29, Twice,
Last: at San José State (1-11-17)

Rebounds
16, vs. Colorado State (1-3-18)

Assists
8, vs. San Diego (11-29-17)

Steals
5, Four times
Last: at New Mexico (2-6-16)

Blocks
2, Four times
Last: vs. Air Force (1-25-17)

Field Goals
12, at San José State (1-11-17)

Field Goal Attempts
29, at San José State (1-11-17)

3-Point Field Goals
2, Four times
Last: vs. Presbyterian (11-10-17)

3-Point Field Goal Attempts
7, at Colorado State (1-28-17)

Free Throws
11, Twice
Last: at Arizona (12-3-17)

Free Throw Attempts
13, at Arizona (12-3-17)

MISC. CAREER STATS

Double-figure
scoring games: 81

Double-figure
rebounding games: 3

Double-Doubles: 3



#15 McKYNZIE FORT

Senior • 3L

5-9

Guard

Fontana, Calif.

Etiwanda High School

Opponent	Date	gs	min	Total		3-Pointers		Free throws		Rebounds				pf	a	t/o	blk	stl	pts	avg	
				fg-fga	pct	3fg-fga	pct	ft-fa	pct	off	def	tot	avg								
PRESBYTERIAN	11-10-17	*	25	5-9	.556	2-3	.667	4-4	1.000	2	5	7	7.0	0	2	3	0	1	16	16.0	
CSUN	11-14-17	*	34	6-17	.353	1-2	.500	3-5	.600	5	1	6	6.5	1	3	2	0	3	16	16.0	
CAL STATE FULLERTON	11-18-17	*	34	7-15	.467	1-2	.500	2-3	.667	1	5	6	6.3	1	4	1	0	2	17	16.3	
vs Central Michigan	11-24-17	*	37	9-19	.474	0-1	.000	3-4	.750	0	3	3	5.5	3	3	2	0	2	21	17.5	
vs Tulane	11-25-17	*	22	1-5	.200	0-0	.000	0-0	.000	1	2	3	5.0	1	3	2	0	0	2	14.4	
SAN DIEGO	11-29-17	*	34	10-16	.625	0-0	.000	4-6	.667	1	5	6	5.2	1	8	3	1	0	24	16.0	
at Arizona	12-03-17	*	32	7-12	.583	1-3	.333	11-13	.846	1	5	6	5.3	2	2	2	0	2	26	17.4	
UC IRVINE	12-08-17	*	32	5-9	.556	0-2	.000	6-7	.857	2	2	4	5.1	1	3	6	0	0	16	17.3	
HOPE INTERNATIONAL	12-10-17		dnp	-	-	-	-	-	-	-	-	-	-	-	-	-	-	-	-	-	
SANTA CLARA	12-14-17	*	35	3-13	.231	1-5	.200	3-4	.750	4	4	8	5.4	1	1	6	0	2	10	16.4	
at UC Santa Barbara	12-22-17	*	38	5-12	.417	0-1	.000	0-1	.000	0	1	1	5.0	3	4	2	0	0	10	15.8	
WYOMING	12-28-17	*	36	9-15	.600	0-0	.000	2-6	.333	2	1	3	4.8	1	1	2	0	3	20	16.2	
at Utah State	12-30-17	*	33	8-12	.667	0-1	.000	3-4	.750	2	4	6	4.9	4	3	4	0	1	19	16.4	
COLORADO STATE	01-03-18	*	36	8-14	.571	0-1	.000	6-8	.750	5	11	16	5.8	2	7	3	0	0	22	16.8	
at San Jose State	01-10-18	*	39	8-15	.533	0-0	.000	3-4	.750	0	9	9	6.0	2	7	4	0	2	19	17.0	
Totals			14	467	91-183	.497	6-21	.286	50-69	.725	26	58	84	6.0	23	51	42	1	18	238	17.0

Games played: 14
Minutes/game: 33.4
Points/game: 17.0
FG Pct: 49.7
3FG Pct: 28.6
FT Pct: 72.5

Rebounds/game: 6.0
Assists/game: 3.6
Turnovers/game: 3.0
Assist/turnover ratio: 1.2
Steals/game: 1.3
Blocks/game: 0.1

CAREER STATISTICS

Season	gp-gs	min/avg	Total		3-Point		F-Throws		Rebounds				Scoring							
			fg-fga	pct	fg-fga	pct	ft-fa	pct	off	def	tot	avg	pf	fo	ast	to	blk	stl	pts	avg
2014-15	31-24	839/27.1	125-278	.450	2-13	.154	60-96	.625	35	64	99	3.2	55	0	59	94	5	30	312	10.1
2015-16	31-31	971/31.3	169-366	.462	3-12	.250	104-150	.693	44	83	127	4.1	71	0	73	93	8	62	445	14.4
2016-17	30-30	956/31.9	176-404	.436	8-41	.195	116-148	.784	41	80	121	4.0	65	2	75	74	6	29	476	15.9
2017-18	14-14	467/33.4	91-183	.497	6-21	.286	50-69	.725	26	58	84	6.0	23	0	51	42	1	18	238	17.0
TOTAL	106-99	3233/30.5	561-1231	.456	19-87	.218	330-463	.713	146	285	431	4.1	214	2	258	303	20	139	1471	13.9

CAREER HIGHS

Points
21, at San José State (1-10-18)

Rebounds
8, vs. Utah State (2-15-17)

Assists
10, vs. CSUN (11-14-17)

Steals
4, vs. Santa Clara (12-14-17)

Blocks
1, Four times
Last: vs. CSUN (11-14-17)

Field Goals
8, at San José State (1-10-18)

Field Goal Attempts
20, vs. Colorado State (1-3-18)

3-Point Field Goals
4, Three times
Last: at Arizona (12-3-17)

3-Point Field Goal Attempts
9, at San José State (1-6-16)

Free Throws
6, vs. Central Connecticut (11-27-16)

Free Throw Attempts
6, Twice
Last: vs. Central Connecticut (11-27-16)

MISC. CAREER STATS

Double-figure scoring games: 18

Double-figure rebounding games: 0



#20 GEENA GOMEZ

Senior • 2L

5-8

Guard

Huntington Beach, Calif.

St. Joseph's (Pa.) / Edison High School

Opponent	Date	gs	min	Total		3-Pointers		Free throws		Rebounds			pf	a	t/o	blk	stl	pts	avg		
				fg-fga	pct	3fg-fga	pct	ft-fa	pct	off	def	tot								avg	
PRESBYTERIAN	11-10-17	*	21	2-5	.400	2-4	.500	0-0	.000	1	1	2	2.0	1	6	5	0	0	6	6.0	
CSUN	11-14-17	*	32	1-6	.167	0-3	.000	0-0	.000	0	2	2	2.0	4	10	6	1	2	2	4.0	
CAL STATE FULLERTON	11-18-17	*	25	3-5	.600	1-3	.333	0-0	.000	1	5	6	3.3	1	1	1	0	0	7	5.0	
vs Central Michigan	11-24-17	*	34	5-11	.455	3-6	.500	2-5	.400	1	5	6	4.0	2	7	0	0	0	15	7.5	
vs Tulane	11-25-17	*	20	2-9	.222	0-2	.000	2-2	1.000	0	0	0	3.2	2	0	2	0	0	6	7.2	
SAN DIEGO	11-29-17	*	33	3-9	.333	0-4	.000	1-2	.500	1	4	5	3.5	3	3	1	0	1	7	7.2	
at Arizona	12-03-17	*	32	4-9	.444	4-7	.571	0-0	.000	0	3	3	3.4	0	7	3	0	0	12	7.9	
UC IRVINE	12-08-17	*	36	5-14	.357	2-5	.400	0-0	.000	1	1	2	3.3	2	7	5	0	3	12	8.4	
HOPE INTERNATIONAL	12-10-17	*	19	3-7	.429	1-3	.333	3-3	1.000	0	1	1	3.0	1	4	0	0	0	10	8.6	
SANTA CLARA	12-14-17	*	30	3-9	.333	1-3	.333	0-0	.000	1	5	6	3.3	1	3	2	0	4	7	8.4	
at UC Santa Barbara	12-22-17	*	30	3-10	.300	1-2	.500	2-2	1.000	1	0	1	3.1	2	3	4	0	1	9	8.5	
WYOMING	12-28-17	*	31	3-8	.375	0-2	.000	3-4	.750	0	3	3	3.1	2	3	5	0	1	9	8.5	
at Utah State	12-30-17	*	27	1-13	.077	0-7	.000	2-2	1.000	0	1	1	2.9	0	3	4	0	0	4	8.2	
COLORADO STATE	01-03-18	*	38	5-20	.250	3-8	.375	1-2	.500	2	3	5	3.1	3	1	4	0	0	14	8.6	
at San Jose State	01-10-18	*	39	8-15	.533	3-7	.429	2-2	1.000	0	3	3	3.1	3	2	3	0	2	21	9.4	
Totals			15	447	51-150	.340	21-66	.318	18-24	.750	9	37	46	3.1	27	60	45	1	14	141	9.4

Games played: 15
Minutes/game: 29.8
Points/game: 9.4
FG Pct: 34.0
3FG Pct: 31.8
FT Pct: 75.0

Rebounds/game: 3.1
Assists/game: 4.0
Turnovers/game: 3.0
Assist/turnover ratio: 1.3
Steals/game: 0.9
Blocks/game: 0.1

CAREER STATISTICS

Season	gp-gs	min/avg	Total		3-Point		F-Throws		Rebounds				Scoring							
			fg-fga	pct	fg-fga	pct	ft-fa	pct	off	def	tot	avg	pf	fo	ast	to	blk	stl	pts	avg
2013-14*	24-1	114/4.8	10-34	.294	3-14	.214	5-7	.714	1	10	11	0.5	17	0	13	6	1	2	28	1.2
2015-16	29-0	426/14.7	30-107	.280	23-71	.324	15-22	.682	13	42	55	1.9	23	0	37	26	2	11	98	3.4
2016-17	30-21	743/24.8	68-203	.335	36-100	.360	32-45	.711	22	75	97	3.2	44	0	72	58	1	13	204	6.8
2017-18	15-15	447/29.8	51-150	.340	21-66	.318	18-24	.750	9	37	46	3.1	27	0	60	45	1	14	141	9.4
TOTAL	74-36	1616/21.8	149-460	.324	80-237	.338	65-91	.714	44	154	198	2.7	94	0	169	129	4	38	443	6.0
All*	98-37	1730/17.7	159-494	.322	83-251	.331	70-98	.714	45	164	209	2.1	111	0	182	135	5	40	471	4.8

CAREER HIGHS

Points
7, at UC Davis (12-2-16)

Rebounds
3, Three times,
Last: vs. Tulane (11-25-17)

Assists
1, Three times,
Last: vs. Hope Int'l (12-10-17)

Steals
1, vs. Tulane (11-25-17)

Blocks
1, vs. Loyola Marymount (11-20-16)

Field Goals
2, Twice,
Last: vs. Tulane (11-25-17)

Field Goal Attempts
4, vs. San Diego Christian (11-14-16)

3-Point Field Goals
1, Twice,
Last: vs. Tulane (11-25-17)

3-Point Field Goal Attempts
2, Twice,
Last: vs. Tulane (11-25-17)

Free Throws
2, Twice,
Last: at UC Davis (12-2-16)

Free Throw Attempts
2, Four times
Last: vs. Tulane (11-25-17)

MISC. CAREER STATS

Double-figure
scoring games: 0

Double-figure
rebounding games: 0



#21 ABBY LOWE

Sophomore • 1L

5-11

Guard

Stockport, England

Barking Abbey Academy

Opponent	Date	gs	min	Total		3-Pointers		Free throws		Rebounds				pf	a	t/o	blk	stl	pts	avg
				fg-fga	pct	3fg-fga	pct	ft-fa	pct	off	def	tot	avg							
PRESBYTERIAN	11-10-17		dnp	-	-	-	-	-	-	-	-	-	-	-	-	-	-	-	-	-
CSUN	11-14-17		dnp	-	-	-	-	-	-	-	-	-	-	-	-	-	-	-	-	-
CAL STATE FULLERTON	11-18-17		dnp	-	-	-	-	-	-	-	-	-	-	-	-	-	-	-	-	-
vs Central Michigan	11-24-17		dnp	-	-	-	-	-	-	-	-	-	-	-	-	-	-	-	-	-
vs Tulane	11-25-17	12	2-3	.667	1-2	.500	0-2	.000	1	2	3	3.0	1	0	1	0	1	5	5.0	
SAN DIEGO	11-29-17		dnp	-	-	-	-	-	-	-	-	-	-	-	-	-	-	-	-	-
at Arizona	12-03-17		dnp	-	-	-	-	-	-	-	-	-	-	-	-	-	-	-	-	-
UC IRVINE	12-08-17		dnp	-	-	-	-	-	-	-	-	-	-	-	-	-	-	-	-	-
HOPE INTERNATIONAL	12-10-17	8	0-1	.000	0-1	.000	0-0	.000	0	1	1	2.0	1	1	0	0	0	0	2.5	
SANTA CLARA	12-14-17		dnp	-	-	-	-	-	-	-	-	-	-	-	-	-	-	-	-	-
at UC Santa Barbara	12-22-17		dnp	-	-	-	-	-	-	-	-	-	-	-	-	-	-	-	-	-
WYOMING	12-28-17		dnp	-	-	-	-	-	-	-	-	-	-	-	-	-	-	-	-	-
at Utah State	12-30-17		dnp	-	-	-	-	-	-	-	-	-	-	-	-	-	-	-	-	-
COLORADO STATE	01-03-18		dnp	-	-	-	-	-	-	-	-	-	-	-	-	-	-	-	-	-
at San Jose State	01-10-18	3	0-0	.000	0-0	.000	0-0	.000	0	0	0	1.3	1	0	1	0	0	0	1.7	
Totals		0	23	2-4	.500	1-3	.333	0-2	.000	1	3	4	1.3	3	1	2	0	1	5	1.7

Games played: 3
Minutes/game: 7.7
Points/game: 1.7
FG Pct: 50.0
3FG Pct: 33.3
FT Pct: 0.0

Rebounds/game: 1.3
Assists/game: 0.3
Turnovers/game: 0.7
Assist/turnover ratio: 0.5
Steals/game: 0.3

CAREER STATISTICS

Season	gp-gs	min/avg	Total		3-Point		F-Throws		Rebounds				Scoring							
			fg-fga	pct	fg-fga	pct	ft-fa	pct	off	def	tot	avg	pf	fo	ast	to	blk	stl	pts	avg
2016-17	15-0	79/5.3	6-19	.316	1-6	.167	5-7	.714	5	5	10	0.7	12	0	2	8	1	0	18	1.2
2017-18	3-0	23/7.7	2-4	.500	1-3	.333	0-2	.000	1	3	4	1.3	3	0	1	2	0	1	5	1.7
TOTAL	18-0	102/5.7	8-23	.348	2-9	.222	5-9	.556	6	8	14	0.8	15	0	3	10	1	1	23	1.3

CAREER HIGHS

Points
21, vs. UNLV (1-18-17)

Rebounds
9, vs. New Mexico (3-3-17)

Assists
3, vs. UT Arlington (11-26-16)

Steals
4, vs. San José State (2-8-17)

Blocks
1, 21 times
Last: vs. Hope Int'l (12-10-17)

Field Goals
7, UNLV (1-18-17)

Field Goal Attempts
15, vs. New Mexico (3-3-17)

3-Point Field Goals
7, vs. UNLV (1-18-17)

3-Point Field Goal Attempts
13, vs. UNLV (1-18-17)

Free Throws
5, vs. UC Santa Barbara (12-11-16)

Free Throw Attempts
5, Twice,
Last: vs. UC Irvine (12-8-17)

MISC. CAREER STATS

Double-figure
scoring games: 28

Double-figure
rebounding games: 0



#22 LEXY THORDERSON

Senior • 3L

6-0

Guard

Castle Rock, Colo.

Rock Canyon High School

Opponent	Date	gs	min	Total		3-Pointers		Free throws		Rebounds					pf	a	t/o	blk	stl	pts	avg
				fg-fga	pct	3fg-fga	pct	ft-fa	pct	off	def	tot	avg								
PRESBYTERIAN	11-10-17	*	20	4-7	.571	4-7	.571	0-0	.000	0	6	6	6.0	2	2	1	0	1	12	12.0	
CSUN	11-14-17	*	29	6-11	.545	5-10	.500	0-0	.000	0	6	6	6.0	1	1	0	0	2	17	14.5	
CAL STATE FULLERTON	11-18-17	*	24	2-8	.250	2-6	.333	0-0	.000	0	2	2	4.7	0	0	1	1	2	6	11.7	
vs Central Michigan	11-24-17	*	30	4-11	.364	4-10	.400	0-0	.000	1	2	3	4.3	2	0	1	0	0	12	11.8	
vs Tulane	11-25-17	*	15	3-6	.500	3-5	.600	0-0	.000	0	0	0	3.4	2	0	1	1	0	9	11.2	
SAN DIEGO	11-29-17	*	25	5-9	.556	5-8	.625	1-2	.500	1	0	1	3.0	4	0	1	0	1	16	12.0	
at Arizona	12-03-17	*	23	2-2	1.000	1-1	1.000	3-4	.750	0	1	1	2.7	1	0	0	0	0	8	11.4	
UC IRVINE	12-08-17	*	25	2-9	.222	2-8	.250	3-5	.600	2	3	5	3.0	1	0	2	0	1	9	11.1	
HOPE INTERNATIONAL	12-10-17	*	20	2-7	.286	2-6	.333	0-0	.000	1	3	4	3.1	0	1	0	1	1	6	10.6	
SANTA CLARA	12-14-17	*	17	0-4	.000	0-4	.000	0-0	.000	0	2	2	3.0	4	0	0	0	0	0	9.5	
at UC Santa Barbara	12-22-17	*	24	0-2	.000	0-2	.000	0-0	.000	1	2	3	3.0	0	1	2	0	0	0	8.6	
WYOMING	12-28-17	*	21	1-2	.500	0-1	.000	2-2	1.000	1	0	1	2.8	3	0	0	0	0	4	8.3	
at Utah State	12-30-17	*	23	3-8	.375	3-8	.375	2-2	1.000	1	0	1	2.7	3	1	0	1	0	11	8.5	
COLORADO STATE	01-03-18	*	23	2-5	.400	2-5	.400	0-0	.000	0	2	2	2.6	2	0	1	0	0	6	8.3	
at San Jose State	01-10-18		dnp	-	-	-	-	-	-	-	-	-	-	-	-	-	-	-	-	-	
Totals			14	319	.396	33-81	.407	11-15	.733	8	29	37	2.6	25	6	10	4	8	116	8.3	

Games played: 14
Minutes/game: 22.8
Points/game: 8.3
FG Pct: 39.6
3FG Pct: 40.7
FT Pct: 73.3

Rebounds/game: 2.6
Assists/game: 0.4
Turnovers/game: 0.7
Assist/turnover ratio: 0.6
Steals/game: 0.6
Blocks/game: 0.3

CAREER STATISTICS

Season	gp-gs	min/avg	Total		3-Point		F-Throws		Rebounds				Scoring							
			fg-fga	pct	fg-fga	pct	ft-fa	pct	off	def	tot	avg	pf	fo	ast	to	blk	stl	pts	avg
2014-15	30-0	226/7.5	20-70	.286	13-58	.224	4-4	1.000	7	12	19	0.6	15	0	8	18	1	3	57	1.9
2015-16	31-2	524/16.9	58-172	.337	40-124	.323	5-8	.625	16	51	67	2.2	33	0	4	9	8	10	161	5.2
2016-17	28-18	720/25.7	91-244	.373	66-192	.344	17-27	.630	21	56	77	2.8	51	2	22	16	9	24	265	9.5
2017-18	14-14	319/22.8	36-91	.396	33-81	.407	11-15	.733	8	29	37	2.6	25	0	6	10	4	8	116	8.3
TOTAL	103-34	1789/17.4	205-577	.355	152-455	.334	37-54	.685	52	148	200	1.9	124	2	40	53	22	45	599	5.8

CAREER HIGHS*

Points
6, vs. San Francisco State (1-29-15)*

Rebounds
5, vs. San Francisco State (1-29-15)*

Assists
1, Twice,
Last: vs. Hope Int'l (12-10-17)

Steals
N/A

Blocks
N/A

Field Goals
2, vs. San Francisco State (1-29-15)*

Field Goal Attempts
3, vs. San Francisco State (1-29-15)*

3-Point Field Goals
N/A

3-Point Field Goal Attempts
2, vs. San Francisco State (11-14-14)*

Free Throws
2, vs. San Francisco State (1-29-15)*


Free Throw Attempts
5, vs. San Francisco State (1-29-15)*

MISC. CAREER STATS

Double-figure
scoring games: 0

Double-figure
rebounding games: 0

* at CSU San Bernardino



#23 LOLI GOMEZ

Junior • TR

5-8

Guard

Huntington Beach, Calif.

Edison High School

Opponent	Date	gs	min	Total		3-Pointers		Free throws		Rebounds				pf	a	t/o	blk	stl	pts	avg
				fg-fga	pct	3fg-fga	pct	ft-fa	pct	off	def	tot	avg							
PRESBYTERIAN	11-10-17	dnp	-	-	-	-	-	-	-	-	-	-	-	-	-	-	-	-	-	-
CSUN	11-14-17	dnp	-	-	-	-	-	-	-	-	-	-	-	-	-	-	-	-	-	-
CAL STATE FULLERTON	11-18-17	dnp	-	-	-	-	-	-	-	-	-	-	-	-	-	-	-	-	-	-
vs Central Michigan	11-24-17	0	0-0	.000	0-0	.000	0-0	.000	0	0	0	0.0	0	0	0	0	0	0	0	0.0
vs Tulane	11-25-17	3	0-1	.000	0-0	.000	0-0	.000	0	0	0	0.0	0	0	1	0	0	0	0	0.0
SAN DIEGO	11-29-17	dnp	-	-	-	-	-	-	-	-	-	-	-	-	-	-	-	-	-	-
at Arizona	12-03-17	dnp	-	-	-	-	-	-	-	-	-	-	-	-	-	-	-	-	-	-
UC IRVINE	12-08-17	dnp	-	-	-	-	-	-	-	-	-	-	-	-	-	-	-	-	-	-
HOPE INTERNATIONAL	12-10-17	2	0-0	.000	0-0	.000	0-0	.000	0	0	0	0.0	0	1	1	0	0	0	0	0.0
SANTA CLARA	12-14-17	dnp	-	-	-	-	-	-	-	-	-	-	-	-	-	-	-	-	-	-
at UC Santa Barbara	12-22-17	dnp	-	-	-	-	-	-	-	-	-	-	-	-	-	-	-	-	-	-
WYOMING	12-28-17	dnp	-	-	-	-	-	-	-	-	-	-	-	-	-	-	-	-	-	-
at Utah State	12-30-17	0	0-0	.000	0-0	.000	0-0	.000	0	0	0	0.0	0	0	0	0	0	0	0	0.0
COLORADO STATE	01-03-18	dnp	-	-	-	-	-	-	-	-	-	-	-	-	-	-	-	-	-	-
at San Jose State	01-10-18	dnp	-	-	-	-	-	-	-	-	-	-	-	-	-	-	-	-	-	-
Totals		0	5	0-1	.000	0-0	.000	0-0	.000	0	0	0	0.0	0	1	2	0	0	0	0.0

Games played: 4
Minutes/game: 1.3
FG Pct: 0.0

Assists/game: 0.3
Turnovers/game: 0.5
Assist/turnover ratio: 0.5

CAREER STATISTICS

Season	gp-gs	min/avg	Total		3-Point		F-Throws		Rebounds				Scoring							
			fg-fga	pct	fg-fga	pct	ft-fa	pct	off	def	tot	avg	pf	fo	ast	to	blk	stl	pts	avg
2014-15*	8-0	30/3.8	3-10	.300	0-5	.000	2-5	.400	3	5	8	1.0	4	0	2	1	0	0	8	1.0
2017-18	4-0	5/1.3	0-1	.000	0-0	.000	0-0	.000	0	0	0	0.0	0	0	1	2	0	0	0	0.0
TOTAL	4-0	5/1.3	0-1	.000	0-0	.000	0-0	.000	0	0	0	0.0	0	0	1	2	0	0	0	0.0
All*	12-0	35/2.9	3-11	.273	0-5	.000	2-5	.400	3	5	8	0.7	4	0	3	3	0	0	8	0.7

CAREER HIGHS

Points
6, vs. Hope International (12-10-17)

Rebounds
5, vs. Hope International (12-10-17)

Assists
N/A, vs. Presbyterian (11-10-17)

Steals
N/A

Blocks
N/A

Field Goals
3, vs. Hope International (12-10-17)

Field Goal Attempts
5, Twice,
Last: vs. Hope Int'l (12-10-17)

3-Point Field Goals
N/A

3-Point Field Goal Attempts
1, vs. Tulane (11-25-17)

Free Throws
N/A

Free Throw Attempts
N/A

MISC. CAREER STATS

Double-figure
scoring games: 0

Double-figure
rebounding games: 0



#24 KIARA EDWARDS

Freshman • HS

6-1

Forward

Surprise, Ariz.

Valley Vista High School

Opponent	Date	gs	min	Total		3-Pointers		Free throws		Rebounds				pf	a	t/o	blk	stl	pts	avg	
				fg-fga	pct	3fg-fga	pct	ft-fta	pct	off	def	tot	avg								
PRESBYTERIAN	11-10-17		4	0-1	.000	0-0	.000	0-0	.000	0	2	2	2.0	0	0	0	0	0	0	0.0	
CSUN	11-14-17	dnp		-	-	-	-	-	-	-	-	-	-	-	-	-	-	-	-	-	
CAL STATE FULLERTON	11-18-17	dnp		-	-	-	-	-	-	-	-	-	-	-	-	-	-	-	-	-	
vs Central Michigan	11-24-17	dnp		-	-	-	-	-	-	-	-	-	-	-	-	-	-	-	-	-	
vs Tulane	11-25-17		8	1-5	.200	0-1	.000	0-0	.000	1	2	3	2.5	0	0	0	0	0	2	1.0	
SAN DIEGO	11-29-17	dnp		-	-	-	-	-	-	-	-	-	-	-	-	-	-	-	-	-	
at Arizona	12-03-17	dnp		-	-	-	-	-	-	-	-	-	-	-	-	-	-	-	-	-	
UC IRVINE	12-08-17	dnp		-	-	-	-	-	-	-	-	-	-	-	-	-	-	-	-	-	
HOPE INTERNATIONAL	12-10-17		15	3-5	.600	0-0	.000	0-0	.000	1	4	5	3.3	0	0	3	0	0	6	2.7	
SANTA CLARA	12-14-17		3	0-0	.000	0-0	.000	0-0	.000	0	0	0	2.5	0	0	0	0	0	0	2.0	
at UC Santa Barbara	12-22-17	dnp		-	-	-	-	-	-	-	-	-	-	-	-	-	-	-	-	-	
WYOMING	12-28-17	dnp		-	-	-	-	-	-	-	-	-	-	-	-	-	-	-	-	-	
at Utah State	12-30-17	dnp		-	-	-	-	-	-	-	-	-	-	-	-	-	-	-	-	-	
COLORADO STATE	01-03-18	dnp		-	-	-	-	-	-	-	-	-	-	-	-	-	-	-	-	-	
at San Jose State	01-10-18	dnp		-	-	-	-	-	-	-	-	-	-	-	-	-	-	-	-	-	
Totals			0	30	4-11	.364	0-1	.000	0-0	.000	2	8	10	2.5	0	0	3	0	0	8	2.0

Games played: 4
Minutes/game: 7.5
Points/game: 2.0
FG Pct: 36.4
3FG Pct: 0.0

Rebounds/game: 2.5
Turnovers/game: 0.8

CAREER STATISTICS

Season	gp-gs	min/avg	Total		3-Point		F-Throws		Rebounds				Scoring							
			fg-fga	pct	fg-fga	pct	ft-fta	pct	off	def	tot	avg	pf	fo	ast	to	blk	stl	pts	avg
2017-18	4-0	30/7.5	4-11	.364	0-1	.000	0-0	.000	2	8	10	2.5	0	0	0	3	0	0	8	2.0
TOTAL	4-0	30/7.5	4-11	.364	0-1	.000	0-0	.000	2	8	10	2.5	0	0	0	3	0	0	8	2.0

CAREER HIGHS

Points
19, vs. Sacramento State
(11-14-14)

Rebounds
11, vs. Sacramento State
(11-14-14)

Assists
5, vs. Sacramento State
(11-14-14)

Steals
3, vs. Colorado State (1-3-18)

Blocks
2, at Air Force (2-13-16)

Field Goals
6, Three times,
Last at Wyoming (12-30-15)

Field Goal Attempts
12, vs. Sacramento State
(11-14-14)

3-Point Field Goals
2, vs. UC Santa Barbara (12-11-16)

3-Point Field Goal Attempts
3, Twice,
Last: vs. UC Santa Barbara (12-11-16)

Free Throws
7, vs. Sacramento State (1-14-14)

Free Throw Attempts
10, vs. Sacramento State
(11-14-14)

MISC. CAREER STATS

Double-figure
scoring games: 12

Double-figure
rebounding games: 1

Double-doubles: 1



#30 CHEYENNE GREENHOUSE

Senior • 3L

5-11

Guard

Riverside, Calif.

Canyon Springs High School

Opponent	Date	gs	min	Total		3-Pointers		Free throws		Rebounds					pts	avg					
				fg-fga	pct	3fg-fga	pct	ft-fga	pct	off	def	tot	avg	pf			a	t/o	blk	stl	
PRESBYTERIAN	11-10-17		17	3-5	.600	0-0	.000	0-0	.000	1	3	4	4.0	0	4	0	0	1	6	6.0	
CSUN	11-14-17		10	0-3	.000	0-0	.000	0-0	.000	0	1	1	2.5	0	0	1	0	0	0	3.0	
CAL STATE FULLERTON	11-18-17		12	1-3	.333	0-1	.000	1-2	.500	2	1	3	2.7	0	0	0	0	1	3	3.0	
vs Central Michigan	11-24-17		20	2-5	.400	0-0	.000	0-0	.000	2	1	3	2.8	2	2	0	0	1	4	3.3	
vs Tulane	11-25-17		20	1-3	.333	0-0	.000	1-2	.500	2	3	5	3.2	0	1	2	0	0	3	3.2	
SAN DIEGO	11-29-17		16	1-2	.500	0-0	.000	0-0	.000	0	0	0	2.7	1	0	0	0	0	2	3.0	
at Arizona	12-03-17		17	1-2	.500	0-0	.000	2-2	1.000	0	2	2	2.6	2	0	0	0	0	4	3.1	
UC IRVINE	12-08-17		8	0-1	.000	0-0	.000	0-0	.000	0	1	1	2.4	0	1	0	0	0	0	2.8	
HOPE INTERNATIONAL	12-10-17		16	5-8	.625	0-1	.000	0-0	.000	4	2	6	2.8	1	4	2	0	2	10	3.6	
SANTA CLARA	12-14-17		13	0-4	.000	0-1	.000	0-0	.000	2	0	2	2.7	1	2	0	0	1	0	3.2	
at UC Santa Barbara	12-22-17		15	4-4	1.000	0-0	.000	2-2	1.000	2	0	2	2.6	0	0	0	0	0	10	3.8	
WYOMING	12-28-17		14	1-1	1.000	0-0	.000	4-4	1.000	0	3	3	2.7	1	0	1	0	1	6	4.0	
at Utah State	12-30-17		12	2-4	.500	0-0	.000	0-1	.000	1	0	1	2.5	2	0	0	0	0	4	4.0	
COLORADO STATE	01-03-18		15	1-2	.500	0-0	.000	0-0	.000	0	0	0	2.4	1	1	0	0	3	2	3.9	
at San Jose State	01-10-18		19	4-10	.400	0-1	.000	3-4	.750	3	1	4	2.5	1	2	2	0	0	11	4.3	
Totals			0	224	26-57	.456	0-4	.000	13-17	.765	19	18	37	2.5	12	17	8	0	10	65	4.3

Games played: 15
Minutes/game: 14.9
Points/game: 4.3
FG Pct: 45.6
3FG Pct: 0.0
FT Pct: 76.5

Rebounds/game: 2.5
Assists/game: 1.1
Turnovers/game: 0.5
Assist/turnover ratio: 2.1
Steals/game: 0.7

CAREER STATISTICS

Season	gp-gs	min/avg	Total		3-Point		F-Throws		Rebounds				Scoring							
			fg-fga	pct	fg-fga	pct	ft-fga	pct	off	def	tot	avg	pf	fo	ast	to	blk	stl	pts	avg
2014-15	31-8	441/14.2	43-118	.364	1-4	.250	32-48	.667	40	47	87	2.8	23	0	21	35	1	8	119	3.8
2015-16	31-22	647/20.9	59-161	.366	2-9	.222	33-49	.673	53	47	100	3.2	35	0	17	30	6	9	153	4.9
2016-17	29-7	447/15.4	41-109	.376	3-17	.176	36-47	.766	29	28	57	2.0	26	1	9	22	0	6	121	4.2
2017-18	15-0	224/14.9	26-57	.456	0-4	.000	13-17	.765	19	18	37	2.5	12	0	17	8	0	10	65	4.3
TOTAL	106-37	1759/16.6	169-445	.380	6-34	.176	114-161	.708	141	140	281	2.7	96	1	64	95	7	33	458	4.3

CAREER HIGHS

Points
12, vs. San José State (3-6-17)

Rebounds
13, vs. Central Michigan (11-24-17)

Assists
2, vs. Central Connecticut (11-27-16)

Steals
2, Three times,
Last: vs. Santa Clara (12-14-17)

Blocks
3, vs. San Diego (11-29-17)

Field Goals
5, Twice,
Last: vs. San José State (3-6-17)

Field Goal Attempts
9, vs. Central Michigan (11-24-17)

3-Point Field Goals
N/A

3-Point Field Goal Attempts
N/A

Free Throws
4, at San Diego (11-17-16)

Free Throw Attempts
5, vs. San Diego (11-29-17)

MISC. CAREER STATS

Double-figure
scoring games: 2

Double-figure
rebounding games: 2

Double-Doubles: 1



#34 BAYLEE VANDERDOES

Sophomore • 1L

6-1

Forward

Auburn, Calif.

Placer High School

Opponent	Date	gs	min	Total		3-Pointers		Free throws		Rebounds				pf	a	t/o	blk	stl	pts	avg	
				fg-fga	pct	3fg-fga	pct	ft-fa	pct	off	def	tot	avg								
PRESBYTERIAN	11-10-17		16	4-7	.571	0-0	.000	0-1	.000	2	3	5	5.0	0	1	0	1	0	8	8.0	
CSUN	11-14-17		7	0-1	.000	0-0	.000	0-0	.000	1	0	1	3.0	4	0	0	0	0	0	4.0	
CAL STATE FULLERTON	11-18-17		18	3-5	.600	0-0	.000	2-4	.500	3	0	3	3.0	3	0	0	1	0	8	5.3	
vs Central Michigan	11-24-17		29	1-9	.111	0-0	.000	1-3	.333	11	2	13	5.5	3	0	1	0	1	3	4.8	
vs Tulane	11-25-17		15	0-1	.000	0-0	.000	0-0	.000	1	1	2	4.8	1	0	0	0	2	0	3.8	
SAN DIEGO	11-29-17		15	1-6	.167	0-0	.000	3-5	.600	2	1	3	4.5	0	0	1	3	0	5	4.0	
at Arizona	12-03-17	*	24	2-3	.667	0-0	.000	0-0	.000	1	5	6	4.7	2	0	1	1	0	4	4.0	
UC IRVINE	12-08-17	*	20	0-1	.000	0-0	.000	0-0	.000	4	1	5	4.8	0	0	1	2	0	0	3.5	
HOPE INTERNATIONAL	12-10-17	*	7	1-3	.333	0-0	.000	0-0	.000	2	0	2	4.4	0	0	0	0	2	2	3.3	
SANTA CLARA	12-14-17	*	14	0-2	.000	0-0	.000	0-0	.000	1	1	2	4.2	1	0	0	0	2	0	3.0	
at UC Santa Barbara	12-22-17		17	0-2	.000	0-0	.000	0-2	.000	0	0	0	3.8	1	0	1	0	0	0	2.7	
WYOMING	12-28-17		18	1-3	.333	0-0	.000	2-2	1.000	2	7	9	4.3	3	1	4	0	0	4	2.8	
at Utah State	12-30-17		12	0-1	.000	0-0	.000	0-0	.000	1	3	4	4.2	1	0	2	0	0	0	2.6	
COLORADO STATE	01-03-18		12	1-2	.500	0-0	.000	1-2	.500	2	3	5	4.3	1	0	1	0	0	3	2.6	
at San Jose State	01-10-18		13	1-5	.200	0-0	.000	1-2	.500	3	1	4	4.3	3	0	0	1	1	3	2.7	
Totals			4	237	15-51	.294	0-0	.000	10-21	.476	36	28	64	4.3	23	2	12	9	8	40	2.7

Games played: 15
Minutes/game: 15.8
Points/game: 2.7
FG Pct: 29.4
FT Pct: 47.6

Rebounds/game: 4.3
Assists/game: 0.1
Turnovers/game: 0.8
Assist/turnover ratio: 0.2
Steals/game: 0.5
Blocks/game: 0.6

CAREER STATISTICS

Season	gp-gs	min/avg	Total		3-Point		F-Throws		Rebounds				Scoring							
			fg-fga	pct	fg-fga	pct	ft-fa	pct	off	def	tot	avg	pf	fo	ast	to	blk	stl	pts	avg
2016-17	23-9	312/13.6	33-67	.493	0-0	.000	23-37	.622	17	44	61	2.7	43	1	8	20	3	6	89	3.9
2017-18	15-4	237/15.8	15-51	.294	0-0	.000	10-21	.476	36	28	64	4.3	23	0	2	12	9	8	40	2.7
TOTAL	38-13	549/14.4	48-118	.407	0-0	.000	33-58	.569	53	72	125	3.3	66	1	10	32	12	14	129	3.4

CAREER HIGHS

Points
8, vs. Biola (12-28-16)

Rebounds
5, at Cal State Fullerton (12-22-16)

Assists
2, vs. Central Connecticut (11-27-16)

Steals
2, vs. Biola (12-28-16)

Blocks
2, vs. Hope Int'l (12-10-17)

Field Goals
4, vs. Biola (12-28-16)

Field Goal Attempts
10, at New Mexico (12-31-16)

3-Point Field Goals
N/A

3-Point Field Goal Attempts
1, Three times
Last: vs. UT Arlington (11-26-16)

Free Throws
2, Three times,
Last: at Arizona (12-3-17)

Free Throw Attempts
3, at Nevada (2-11-17)

MISC. CAREER STATS

Double-figure
scoring games: 0

Double-figure
rebounding games: 0



#40 MONIQUE TERRY

Sophomore • 1L

6-2

Forward

San Antonio, Texas

Brennan HS

Opponent	Date	gs	min	Total		3-Pointers		Free throws		Rebounds					pts	avg				
				fg-fga	pct	3fg-fga	pct	ft-fa	pct	off	def	tot	avg	pf			a	t/o	blk	stl
PRESBYTERIAN	11-10-17	7	1-1	1.000	0-0	.000	0-0	.000	1	1	2	2.0	1	0	0	0	0	2	2.0	
CSUN	11-14-17	1	0-0	.000	0-0	.000	0-0	.000	0	0	0	1.0	0	0	0	0	0	0	1.0	
CAL STATE FULLERTON	11-18-17	2	0-0	.000	0-0	.000	0-0	.000	0	0	0	0.7	0	0	0	0	0	0	0.7	
vs Central Michigan	11-24-17	11	0-0	.000	0-0	.000	0-0	.000	1	0	1	0.8	2	0	0	0	0	0	0.5	
vs Tulane	11-25-17	8	1-1	1.000	0-0	.000	0-0	.000	0	1	1	0.8	2	0	0	0	0	2	0.8	
SAN DIEGO	11-29-17	3	0-0	.000	0-0	.000	0-0	.000	1	1	2	1.0	1	0	1	0	0	0	0.7	
at Arizona	12-03-17	12	1-2	.500	0-0	.000	2-2	1.000	1	2	3	1.3	1	0	0	0	0	4	1.1	
UC IRVINE	12-08-17	2	0-0	.000	0-0	.000	0-0	.000	0	0	0	1.1	0	0	0	0	0	0	1.0	
HOPE INTERNATIONAL	12-10-17	13	1-1	1.000	0-0	.000	0-0	.000	1	1	2	1.2	2	0	1	2	1	2	1.1	
SANTA CLARA	12-14-17	3	0-0	.000	0-0	.000	0-0	.000	1	1	2	1.3	0	0	1	0	0	0	1.0	
at UC Santa Barbara	12-22-17	dnp	-	-	-	-	-	-	-	-	-	-	-	-	-	-	-	-	-	
WYOMING	12-28-17	dnp	-	-	-	-	-	-	-	-	-	-	-	-	-	-	-	-	-	
at Utah State	12-30-17	dnp	-	-	-	-	-	-	-	-	-	-	-	-	-	-	-	-	-	
at San Jose State	01-10-18	dnp	-	-	-	-	-	-	-	-	-	-	-	-	-	-	-	-	-	
Totals		0	62	4-5	.800	0-0	.000	2-2	1.000	6	7	13	1.3	9	0	3	2	1	10	1.0

Games played: 10
Minutes/game: 6.2
Points/game: 1.0
FG Pct: 80.0
FT Pct: 100.0

Rebounds/game: 1.3
Turnovers/game: 0.3
Steals/game: 0.1
Blocks/game: 0.2

CAREER STATISTICS

Season	gp-gs	min/avg	Total		3-Point		F-Throws		Rebounds					Scoring						
			fg-fga	pct	fg-fga	pct	ft-fa	pct	off	def	tot	avg	pf	fo	ast	to	blk	stl	pts	avg
2016-17	28-10	344/12.3	33-62	.532	0-3	.000	10-19	.526	19	38	57	2.0	38	0	3	16	3	7	76	2.7
2017-18	10-0	62/6.2	4-5	.800	0-0	.000	2-2	1.000	6	7	13	1.3	9	0	0	3	2	1	10	1.0
TOTAL	38-10	406/10.7	37-67	.552	0-3	.000	12-21	.571	25	45	70	1.8	47	0	3	19	5	8	86	2.3

CAREER HIGHS

Points
6, Twice,
Last: vs. Hope Int'l (12-10-17)

Rebounds
5, Three times
Last: vs. UC Irvine (12-8-17)

Assists
2, vs. Hope International (12-10-17)

Steals
2, vs. UC Irvine (12-8-17)

Blocks
2, vs. UC Irvine (12-8-17)

Field Goals
3, Twice,
Last: Hope Int'l (12-10-17)

Field Goal Attempts
5, Twice,
Last: vs. UC Irvine (12-8-17)

3-Point Field Goals
N/A

3-Point Field Goal Attempts
N/A

Free Throws
1, vs. San Diego Christian (11-14-16)

Free Throw Attempts
2, Twice,
Last: at UC Santa Barbara (12-22-17)

MISC. CAREER STATS

Double-figure
scoring games: 0

Double-figure
rebounding games: 0



#45 NAOMI EKWEDIKE

Sophomore • SQ

6-6

Center

Lagos, Nigeria

Potter's House Christian Academy

Opponent	Date	gs	min	Total		3-Pointers		Free throws		Rebounds										
				fg-fga	pct	3fg-fga	pct	ft-fa	pct	off	def	tot	avg	pf	a	t/o	blk	stl	pts	avg
PRESBYTERIAN	11-10-17	7	7	2-2	1.000	0-0	.000	0-0	.000	0	1	1	1.0	1	0	2	0	0	4	4.0
CSUN	11-14-17	8	8	0-0	.000	0-0	.000	0-0	.000	1	4	5	3.0	1	0	0	0	0	0	2.0
CAL STATE FULLERTON	11-18-17	8	8	0-1	.000	0-0	.000	0-0	.000	2	3	5	3.7	2	0	1	0	0	0	1.3
vs Central Michigan	11-24-17	dnp	-	-	-	-	-	-	-	-	-	-	-	-	-	-	-	-	-	-
vs Tulane	11-25-17	9	9	2-5	.400	0-0	.000	0-0	.000	2	1	3	3.5	0	1	1	0	0	4	2.0
SAN DIEGO	11-29-17	7	7	0-0	.000	0-0	.000	0-0	.000	0	1	1	3.0	1	1	0	0	0	0	1.6
at Arizona	12-03-17	dnp	-	-	-	-	-	-	-	-	-	-	-	-	-	-	-	-	-	-
UC IRVINE	12-08-17	11	11	3-5	.600	0-0	.000	0-0	.000	0	5	5	3.3	2	0	0	2	2	6	2.3
HOPE INTERNATIONAL	12-10-17	12	12	3-4	.750	0-0	.000	0-0	.000	1	2	3	3.3	2	2	1	0	0	6	2.9
SANTA CLARA	12-14-17	10	10	1-2	.500	0-0	.000	0-0	.000	0	1	1	3.0	3	0	1	0	0	2	2.8
at UC Santa Barbara	12-22-17	*	15	2-3	.667	0-0	.000	0-2	.000	2	2	4	3.1	5	1	2	1	0	4	2.9
WYOMING	12-28-17	1	1	0-1	.000	0-0	.000	0-0	.000	0	0	0	2.8	0	0	0	0	0	0	2.6
at Utah State	12-30-17	9	9	1-1	1.000	0-0	.000	0-1	.000	1	0	1	2.6	3	0	1	0	1	2	2.5
COLORADO STATE	01-03-18	dnp	-	-	-	-	-	-	-	-	-	-	-	-	-	-	-	-	-	-
at San Jose State	01-10-18	dnp	-	-	-	-	-	-	-	-	-	-	-	-	-	-	-	-	-	-
Totals		1	97	14-24	.583	0-0	.000	0-3	.000	9	20	29	2.6	20	5	9	3	3	28	2.5

Games played: 11
Minutes/game: 8.8
Points/game: 2.5
FG Pct: 58.3
FT Pct: 0.0

Rebounds/game: 2.6
Assists/game: 0.5
Turnovers/game: 0.8
Assist/turnover ratio: 0.6
Steals/game: 0.3
Blocks/game: 0.3

CAREER STATISTICS

Season	gp-gs	min/avg	Total		3-Point		F-Throws		Rebounds							Scoring				
			fg-fga	pct	fg-fga	pct	ft-fa	pct	off	def	tot	avg	pf	fo	ast	to	blk	stl	pts	avg
2016-17	9-0	63/7.0	8-19	.421	0-0	.000	1-3	.333	5	6	11	1.2	10	0	0	13	0	0	17	1.9
2017-18	11-1	97/8.8	14-24	.583	0-0	.000	0-3	.000	9	20	29	2.6	20	1	5	9	3	3	28	2.5
TOTAL	20-1	160/8.0	22-43	.512	0-0	.000	1-6	.167	14	26	40	2.0	30	1	5	22	3	3	45	2.3

2017 STATISTICS - OVERALL SEASON STATS

Overall record: 8-7 Conf: 2-2 Home: 6-3 Away: 2-2 Neutral: 0-2

#	Player	gp-gs	min	avg	Total			3-Point		F-Throw		Rebounds					pts	avg				
					fg-fga	fg%	3fg-fga	3fg%	ft-fga	ft%	off	def	tot	avg	pf	dq			a	to	blk	stl
15	FORT, McKynzie	14-14	467	33.4	91-183	.497	6-21	.286	50-69	.725	26	58	84	6.0	23	0	51	42	1	18	238	17.0
20	GOMEZ, Geena	15-15	447	29.8	51-150	.340	21-66	.318	18-24	.750	9	37	46	3.1	27	0	60	45	1	14	141	9.4
10	MURRAY, Naje	15-2	262	17.5	46-120	.383	27-71	.380	17-19	.895	7	28	35	2.3	31	1	10	21	1	11	136	9.1
22	THORDERSON, Lexy	14-14	319	22.8	36-91	.396	33-81	.407	11-15	.733	8	29	37	2.6	25	0	6	10	4	8	116	8.3
01	LARK, Khalia	15-15	379	25.3	32-96	.333	18-53	.340	14-21	.667	18	55	73	4.9	22	0	8	26	3	8	96	6.4
05	ADAMS, Te'a	14-0	201	14.4	24-89	.270	4-32	.125	14-21	.667	5	25	30	2.1	19	0	22	15	3	16	66	4.7
30	GREENHOUSE, Chey	15-0	224	14.9	26-57	.456	0-4	.000	13-17	.765	19	18	37	2.5	12	0	17	8	0	10	65	4.3
34	VANDERDOES, Bayle	15-4	237	15.8	15-51	.294	0-0	.000	10-21	.476	36	28	64	4.3	23	0	2	12	9	8	40	2.7
45	EKWEDIKE, Naomi	11-1	97	8.8	14-24	.583	0-0	.000	0-3	.000	9	20	29	2.6	20	1	5	9	3	3	28	2.5
11	GOMEZ, Arantxa	13-10	184	14.2	13-24	.542	0-0	.000	1-4	.250	13	23	36	2.8	20	0	1	9	9	4	27	2.1
03	BOJORQUEZ, Jenay	5-0	57	11.4	5-17	.294	1-1	1.000	2-3	.667	1	6	7	1.4	7	0	3	6	0	2	13	2.6
40	TERRY, Monique	10-0	62	6.2	4-5	.800	0-0	.000	2-2	1.000	6	7	13	1.3	9	0	0	3	2	1	10	1.0
24	EDWARDS, Kiara	4-0	30	7.5	4-11	.364	0-1	.000	0-0	.000	2	8	10	2.5	0	0	0	3	0	0	8	2.0
21	LOWE, Abby	3-0	23	7.7	2-4	.500	1-3	.333	0-2	.000	1	3	4	1.3	3	0	1	2	0	1	5	1.7
00	VILLA, Kennedi	3-0	13	4.3	0-0	.000	0-0	.000	1-2	.500	0	3	3	1.0	1	0	1	0	0	0	1	0.3
13	BROWN, Allison	1-0	16	16.0	0-2	.000	0-2	.000	0-0	.000	0	1	1	1.0	1	0	0	3	1	0	0	0.0
23	GOMEZ, Loli	4-0	5	1.3	0-1	.000	0-0	.000	0-0	.000	0	0	0	0.0	0	0	1	2	0	0	0	0.0
Team											28	43	71				5					
Total.....		15	3023		363-925	.392	111-335	.331	153-223	.686	188	392	580	38.7	243	2	188	221	37	104	990	66.0
Opponents.....		15	3025		366-919	.398	111-342	.325	142-200	.710	171	389	560	37.3	221	-	225	215	43	103	985	65.7

TEAM STATISTICS	SDSU	OPP	Date	Opponent	Score	Att.
SCORING	990	985	11-10-17	PRESBYTERIAN	w 77-50	464
Points per game	66.0	65.7	11-14-17	CSUN	w 58-55	366
Scoring margin	+0.3	-	11-18-17	CAL STATE FULLERTON	w 59-58	1108
FIELD GOALS-ATT	363-925	366-919	^ 11-24-17	vs Central Michigan	Lot 76-85	0
Field goal pct	.392	.398	^ 11-25-17	vs Tulane	L 46-80	0
3 POINT FG-ATT	111-335	111-342	11-29-17	SAN DIEGO	w 77-76	790
3-point FG pct	.331	.325	12-03-17	at Arizona	w 78-67	1555
3-pt FG made per game	7.4	7.4	12-08-17	UC IRVINE	L 65-67	4148
FREE THROWS-ATT	153-223	142-200	12-10-17	HOPE INTERNATIONAL	w 92-68	588
Free throw pct	.686	.710	12-14-17	SANTA CLARA	L 34-48	617
F-Throws made per game	10.2	9.5	12-22-17	at UC Santa Barbara	L 64-77	638
REBOUNDS	580	560	* 12-28-17	WYOMING	w 68-62	1325
Rebounds per game	38.7	37.3	* 12-30-17	at Utah State	L 58-62	368
Rebounding margin	+1.3	-	* 01-03-18	COLORADO STATE	L 63-65	490
ASSISTS	188	225	* 01-10-18	at San Jose State	w 75-65	813
Assists per game	12.5	15.0				
TURNOVERS	221	215				
Turnovers per game	14.7	14.3				
Turnover margin	-0.4	-				
Assist/turnover ratio	0.9	1.0				
STEALS	104	103				
Steals per game	6.9	6.9				
BLOCKS	37	43				
Blocks per game	2.5	2.9				
ATTENDANCE	9896	3374				
Home games-Avg/Game	9-1100	4-844				
Neutral site-Avg/Game	-	2-0				

^ = Junkanoo Jam - Bimini, Bahamas
* = Mountain West game

Score by Periods	1st	2nd	3rd	4th	OT	Totals
San Diego State	226	269	221	271	3	990
Opponents	230	219	250	274	12	985

Conference games only

RECORD:	OVERALL	HOME	AWAY	NEUTRAL
ALL GAMES	2-2	1-1	1-1	0-0
CONFERENCE	2-2	1-1	1-1	0-0
NON-CONFERENCE	0-0	0-0	0-0	0-0

##	Player	gp-gs	min	avg	Total		3-Point		F-Throw		Rebounds				pf	dq	a	to	blk	stl	pts	avg
					fg-fga	fg%	3fg-fga	3fg%	ft-fa	ft%	off	def	tot	avg								
15	FORT, McKynzie	4-4	144	36.0	33-56	.589	0-2	.000	14-22	.636	9	25	34	8.5	9	0	18	13	0	6	80	20.0
20	GOMEZ, Geena	4-4	135	33.8	17-56	.304	6-24	.250	8-10	.800	2	10	12	3.0	8	0	9	16	0	3	48	12.0
01	LARK, Khalia	4-4	114	28.5	9-26	.346	5-16	.313	6-8	.750	2	18	20	5.0	6	0	0	7	1	1	29	7.3
10	MURRAY, Naje	4-1	76	19.0	9-35	.257	3-17	.176	3-4	.750	6	10	16	4.0	8	0	1	5	1	4	24	6.0
30	GREENHOUSE, Chey	4-0	60	15.0	8-17	.471	0-1	.000	7-9	.778	4	4	8	2.0	5	0	3	3	0	4	23	5.8
22	THORDERSON, Lexy	3-3	67	22.3	6-15	.400	5-14	.357	4-4	1.000	2	2	4	1.3	8	0	1	1	1	0	21	7.0
05	ADAMS, Te'a	3-0	58	19.3	4-14	.286	1-4	.250	7-9	.778	0	4	4	1.3	9	0	4	1	2	3	16	5.3
11	GOMEZ, Arantxa	4-4	78	19.5	5-10	.500	0-0	.000	1-2	.500	5	8	13	3.3	7	0	1	3	3	3	11	2.8
34	VANDERDOES, Bayle	4-0	55	13.8	3-11	.273	0-0	.000	4-6	.667	8	14	22	5.5	8	0	1	7	1	1	10	2.5
45	EKWEDIKE, Naomi	2-0	10	5.0	1-2	.500	0-0	.000	0-1	.000	1	0	1	0.5	3	0	0	1	0	1	2	1.0
21	LOWE, Abby	1-0	3	3.0	0-0	.000	0-0	.000	0-0	.000	0	0	0	0.0	1	0	0	1	0	0	0	0.0
23	GOMEZ, Loli	1-0	0	0.0	0-0	.000	0-0	.000	0-0	.000	0	0	0	0.0	0	0	0	0	0	0	0	0.0
Team											9	18	27							1		
Total.....		4	800		95-242	.393	20-78	.256	54-75	.720	48	113	161	40.2	72	0	38	59	9	26	264	66.0
Opponents.....		4	800		92-251	.367	26-77	.338	44-59	.746	48	103	151	37.8	66	-	43	56	12	26	254	63.5

Score by Periods	1st	2nd	3rd	4th	Totals
San Diego State	57	75	51	81	264
Opponents	61	67	47	79	254

Home games

RECORD:	OVERALL	HOME	AWAY	NEUTRAL
ALL GAMES	6-3	6-3	0-0	0-0
CONFERENCE	1-1	1-1	0-0	0-0
NON-CONFERENCE	5-2	5-2	0-0	0-0

#	Player	gp-gs	min	avg	Total			3-Point		F-Throw		Rebounds				a	to	blk	stl	pts	avg	
					fg-fga	fg%	3fg-fga	3fg%	ft-fa	ft%	off	def	tot	avg	pf							dq
15	FORT, McKynzie	8-8	266	33.2	53-108	.491	5-15	.333	30-43	.698	22	34	56	7.0	8	0	29	26	1	11	141	17.6
10	MURRAY, Naje	9-1	152	16.9	33-75	.440	19-45	.422	5-7	.714	3	16	19	2.1	19	0	8	16	0	6	90	10.0
22	THORDERSON, Lexy	9-9	204	22.7	24-62	.387	22-55	.400	6-9	.667	5	24	29	3.2	17	0	4	6	2	8	76	8.4
20	GOMEZ, Geena	9-9	265	29.4	28-83	.337	10-35	.286	8-11	.727	7	25	32	3.6	18	0	38	29	1	11	74	8.2
01	LARK, Khalia	9-9	233	25.9	18-61	.295	12-36	.333	6-8	.750	10	37	47	5.2	9	0	5	15	3	6	54	6.0
05	ADAMS, Te'a	8-0	115	14.4	18-59	.305	3-19	.158	5-7	.714	1	18	19	2.4	7	0	17	9	1	11	44	5.5
34	VANDERDOES, Bayle	9-3	127	14.1	11-30	.367	0-0	.000	8-14	.571	19	16	35	3.9	12	0	2	7	7	4	30	3.3
30	GREENHOUSE, Chey	9-0	121	13.4	12-29	.414	0-3	.000	5-6	.833	9	11	20	2.2	5	0	12	4	0	9	29	3.2
11	GOMEZ, Arantxa	8-6	126	15.8	10-17	.588	0-0	.000	1-4	.250	8	15	23	2.9	12	0	0	4	7	2	21	2.6
45	EKWEDIKE, Naomi	8-0	64	8.0	9-15	.600	0-0	.000	0-0	.000	4	17	21	2.6	12	0	3	5	2	2	18	2.3
24	EDWARDS, Kiara	3-0	22	7.3	3-6	.500	0-0	.000	0-0	.000	1	6	7	2.3	0	0	0	3	0	0	6	2.0
03	BOJORQUEZ, Jenay	3-0	38	12.7	2-8	.250	1-1	1.000	0-0	.000	0	5	5	1.7	6	0	2	3	0	1	5	1.7
40	TERRY, Monique	7-0	31	4.4	2-2	1.000	0-0	.000	0-0	.000	4	4	8	1.1	4	0	0	3	2	1	4	0.6
00	VILLA, Kennedy	2-0	10	5.0	0-0	.000	0-0	.000	1-2	.500	0	1	1	0.5	0	0	1	0	0	0	1	0.5
13	BROWN, Allison	1-0	16	16.0	0-2	.000	0-2	.000	0-0	.000	0	1	1	1.0	1	0	0	3	1	0	0	0.0
21	LOWE, Abby	1-0	8	8.0	0-1	.000	0-1	.000	0-0	.000	0	1	1	1.0	1	0	1	0	0	0	0	0.0
23	GOMEZ, Loli	1-0	2	2.0	0-0	.000	0-0	.000	0-0	.000	0	0	0	0.0	0	0	1	1	0	0	0	0.0
Team											16	21	37				4					
Total.....		9	1800		223-558	.400	72-212	.340	75-111	.676	109	252	361	40.1	131	0	123	138	27	72	593	65.9
Opponents.....		9	1800		208-536	.388	61-201	.303	72-108	.667	84	228	312	34.7	118	-	131	130	28	74	549	61.0

Score by Periods	1st	2nd	3rd	4th	Totals
San Diego State	137	153	148	155	593
Opponents	115	119	145	170	549

Away/Neutral Games

RECORD:	OVERALL	HOME	AWAY	NEUTRAL
ALL GAMES	2-4	0-0	2-2	0-2
CONFERENCE	1-1	0-0	1-1	0-0
NON-CONFERENCE	1-3	0-0	1-1	0-2

#	Player	gp-gs	min	avg	Total			3-Point		F-Throw		Rebounds				a	to	blk	stl	pts	avg	
					fg-fga	fg%	3fg-fga	3fg%	ft-fa	ft%	off	def	tot	avg	pf							dq
15	FORT, McKynzie	6-6	201	33.5	38-75	.507	1-6	.167	20-26	.769	4	24	28	4.7	15	0	22	16	0	7	97	16.2
20	GOMEZ, Geena	6-6	182	30.3	23-67	.343	11-31	.355	10-13	.769	2	12	14	2.3	9	0	22	16	0	3	67	11.2
10	MURRAY, Naje	6-1	110	18.3	13-45	.289	8-26	.308	12-12	1.000	4	12	16	2.7	12	1	2	5	1	5	46	7.7
01	LARK, Khalia	6-6	146	24.3	14-35	.400	6-17	.353	8-13	.615	8	18	26	4.3	13	0	3	11	0	2	42	7.0
22	THORDERSON, Lexy	5-5	115	23.0	12-29	.414	11-26	.423	5-6	.833	3	5	8	1.6	8	0	2	4	2	0	40	8.0
30	GREENHOUSE, Chey	6-0	103	17.2	14-28	.500	0-1	.000	8-11	.727	10	7	17	2.8	7	0	5	4	0	1	36	6.0
05	ADAMS, Te'a	6-0	86	14.3	6-30	.200	1-13	.077	9-14	.643	4	7	11	1.8	12	0	5	6	2	5	22	3.7
34	VANDERDOES, Bayle	6-1	110	18.3	4-21	.190	0-0	.000	2-7	.286	17	12	29	4.8	11	0	0	5	2	4	10	1.7
45	EKWEDIKE, Naomi	3-1	33	11.0	5-9	.556	0-0	.000	0-3	.000	5	3	8	2.7	8	1	2	4	1	1	10	3.3
03	BOJORQUEZ, Jenay	2-0	19	9.5	3-9	.333	0-0	.000	2-3	.667	1	1	2	1.0	1	0	1	3	0	1	8	4.0
11	GOMEZ, Arantxa	5-4	58	11.6	3-7	.429	0-0	.000	0-0	.000	5	8	13	2.6	8	0	1	5	2	2	6	1.2
40	TERRY, Monique	3-0	31	10.3	2-3	.667	0-0	.000	2-2	1.000	2	3	5	1.7	5	0	0	0	0	0	6	2.0
21	LOWE, Abby	2-0	15	7.5	2-3	.667	1-2	.500	0-2	.000	1	2	3	1.5	2	0	0	2	0	1	5	2.5
24	EDWARDS, Kiara	1-0	8	8.0	1-5	.200	0-1	.000	0-0	.000	1	2	3	3.0	0	0	0	0	0	0	2	2.0
23	GOMEZ, Loli	3-0	3	1.0	0-1	.000	0-0	.000	0-0	.000	0	0	0	0.0	0	0	0	1	0	0	0	0.0
00	VILLA, Kennedy	1-0	3	3.0	0-0	.000	0-0	.000	0-0	.000	0	2	2	2.0	1	0	0	0	0	0	0	0.0
Team											12	22	34				1					
Total.....		6	1223		140-367	.381	39-123	.317	78-112	.696	79	140	219	36.5	112	2	65	83	10	32	397	66.2
Opponents.....		6	1225		158-383	.413	50-141	.355	70-92	.761	87	161	248	41.3	103	-	94	85	15	29	436	72.7

Score by Periods	1st	2nd	3rd	4th	OT	Totals
San Diego State	89	116	73	116	3	397
Opponents	115	100	105	104	12	436

Games won

RECORD:	OVERALL	HOME	AWAY	NEUTRAL
ALL GAMES	8-0	6-0	2-0	0-0
CONFERENCE	2-0	1-0	1-0	0-0
NON-CONFERENCE	6-0	5-0	1-0	0-0

#	Player	gp-gs	min	avg	Total		3-Point		F-Throw		Rebounds				pf	dq	a	to	blk	stl	pts	avg
					fg-fga	fg%	3fg-fga	3fg%	ft-fa	ft%	off	def	tot	avg								
15	FORT, McKynzie	7-7	234	33.4	52-99	.525	5-10	.500	29-41	.707	12	31	43	6.1	8	0	27	17	1	13	138	19.7
10	MURRAY, Naje	8-2	131	16.4	27-65	.415	17-39	.436	7-7	1.000	2	13	15	1.9	13	0	6	13	1	5	78	9.8
20	GOMEZ, Geena	8-8	232	29.0	27-64	.422	11-33	.333	9-11	.818	3	22	25	3.1	15	0	36	24	1	6	74	9.3
22	THORDERSON, Lexy	7-7	162	23.1	22-46	.478	19-39	.487	6-8	.750	3	18	21	3.0	11	0	4	3	2	7	69	9.9
01	LARK, Khalia	8-8	201	25.1	19-56	.339	13-30	.433	7-12	.583	11	37	48	6.0	13	0	7	18	3	6	58	7.3
30	GREENHOUSE, Chey	8-0	121	15.1	16-34	.471	0-3	.000	10-12	.833	10	13	23	2.9	6	0	10	6	0	5	42	5.3
05	ADAMS, Te'a	8-0	120	15.0	16-51	.314	3-17	.176	7-10	.700	2	16	18	2.3	11	0	17	9	3	11	42	5.3
34	VANDERDOES, Bayle	8-2	118	14.8	13-33	.394	0-0	.000	8-14	.571	16	17	33	4.1	15	0	2	6	7	3	34	4.3
11	GOMEZ, Arantxa	6-6	104	17.3	9-17	.529	0-0	.000	1-2	.500	8	13	21	3.5	12	0	1	4	7	1	19	3.2
45	EKWEDIKE, Naomi	6-0	43	7.2	5-8	.625	0-0	.000	0-0	.000	4	11	15	2.5	7	0	3	4	0	0	10	1.7
40	TERRY, Monique	6-0	38	6.3	3-4	.750	0-0	.000	2-2	1.000	4	5	9	1.5	5	0	0	2	2	1	8	1.3
24	EDWARDS, Kiara	2-0	19	9.5	3-6	.500	0-0	.000	0-0	.000	1	6	7	3.5	0	0	0	3	0	0	6	3.0
03	BOJORQUEZ, Jenay	3-0	38	12.7	2-8	.250	1-1	1.000	0-0	.000	0	5	5	1.7	6	0	2	3	0	1	5	1.7
00	VILLA, Kennedy	2-0	10	5.0	0-0	.000	0-0	.000	1-2	.500	0	1	1	0.5	0	0	1	0	0	0	1	0.5
13	BROWN, Allison	1-0	16	16.0	0-2	.000	0-2	.000	0-0	.000	0	1	1	1.0	1	0	0	3	1	0	0	0.0
21	LOWE, Abby	2-0	11	5.5	0-1	.000	0-1	.000	0-0	.000	0	1	1	0.5	2	0	1	1	0	0	0	0.0
23	GOMEZ, Loli	1-0	2	2.0	0-0	.000	0-0	.000	0-0	.000	0	0	0	0.0	0	0	1	1	0	0	0	0.0
Team											14	27	41				4					
Total.....		8	1600		214-494	.433	69-175	.394	87-121	.719	90	237	327	40.9	125	0	118	121	28	59	584	73.0
Opponents.....		8	1600		188-516	.364	57-201	.284	68-97	.701	95	192	287	35.9	117	-	118	116	20	55	501	62.6

Score by Periods	1st	2nd	3rd	4th	Totals
San Diego State	133	157	141	153	584
Opponents	112	118	126	145	501

Games lost

RECORD:	OVERALL	HOME	AWAY	NEUTRAL
ALL GAMES	0-7	0-3	0-2	0-2
CONFERENCE	0-2	0-1	0-1	0-0
NON-CONFERENCE	0-5	0-2	0-1	0-2

#	Player	gp-gs	min	avg	Total		3-Point		F-Throw		Rebounds				pf	dq	a	to	blk	stl	pts	avg
					fg-fga	fg%	3fg-fga	3fg%	ft-fa	ft%	off	def	tot	avg								
15	FORT, McKynzie	7-7	233	33.3	39-84	.464	1-11	.091	21-28	.750	14	27	41	5.9	15	0	24	25	0	5	100	14.3
20	GOMEZ, Geena	7-7	215	30.7	24-86	.279	10-33	.303	9-13	.692	6	15	21	3.0	12	0	24	21	0	8	67	9.6
10	MURRAY, Naje	7-0	131	18.7	19-55	.345	10-32	.313	10-12	.833	5	15	20	2.9	18	1	4	8	0	6	58	8.3
22	THORDERSON, Lexy	7-7	157	22.4	14-45	.311	14-42	.333	5-7	.714	5	11	16	2.3	14	0	2	7	2	1	47	6.7
01	LARK, Khalia	7-7	178	25.4	13-40	.325	5-23	.217	7-9	.778	7	18	25	3.6	9	0	1	8	0	2	38	5.4
05	ADAMS, Te'a	6-0	81	13.5	8-38	.211	1-15	.067	7-11	.636	3	9	12	2.0	8	0	5	6	0	5	24	4.0
30	GREENHOUSE, Chey	7-0	103	14.7	10-23	.435	0-1	.000	3-5	.600	9	5	14	2.0	6	0	7	2	0	5	23	3.3
45	EKWEDIKE, Naomi	5-1	54	10.8	9-16	.563	0-0	.000	0-3	.000	5	9	14	2.8	13	1	2	5	3	3	18	3.6
11	GOMEZ, Arantxa	7-4	80	11.4	4-7	.571	0-0	.000	0-2	.000	5	10	15	2.1	8	0	0	5	2	3	8	1.1
03	BOJORQUEZ, Jenay	2-0	19	9.5	3-9	.333	0-0	.000	2-3	.667	1	1	2	1.0	1	0	1	3	0	1	8	4.0
34	VANDERDOES, Bayle	7-2	119	17.0	2-18	.111	0-0	.000	2-7	.286	20	11	31	4.4	8	0	0	6	2	5	6	0.9
21	LOWE, Abby	1-0	12	12.0	2-3	.667	1-2	.500	0-2	.000	1	2	3	3.0	1	0	0	1	0	1	5	5.0
40	TERRY, Monique	4-0	24	6.0	1-1	1.000	0-0	.000	0-0	.000	2	2	4	1.0	4	0	0	1	0	0	2	0.5
24	EDWARDS, Kiara	2-0	11	5.5	1-5	.200	0-1	.000	0-0	.000	1	2	3	1.5	0	0	0	0	0	0	2	1.0
00	VILLA, Kennedy	1-0	3	3.0	0-0	.000	0-0	.000	0-0	.000	0	2	2	2.0	1	0	0	0	0	0	0	0.0
23	GOMEZ, Loli	3-0	3	1.0	0-1	.000	0-0	.000	0-0	.000	0	0	0	0.0	0	0	0	1	0	0	0	0.0
Team											14	16	30				1					
Total.....		7	1423		149-431	.346	42-160	.263	66-102	.647	98	155	253	36.1	118	2	70	100	9	45	406	58.0
Opponents.....		7	1425		178-403	.442	54-141	.383	74-103	.718	76	197	273	39.0	104	-	107	99	23	48	484	69.1

Score by Periods	1st	2nd	3rd	4th	OT	Totals
San Diego State	93	112	80	118	3	406
Opponents	118	101	124	129	12	484

TEAM STATISTICS

Opponent	Date	Score		Total		3-Pointers		Free throws		Rebounds				pf	a	t/o	blk	stl	pts	avg
				fg-fga	pct	3fg-fga	pct	ft-fta	pct	off	def	tot	avg							
PRESBYTERIAN	11-10-17	77-50	W	30-60	.500	12-26	.462	5-7	.714	9	36	45	45.0	13	22	18	2	7	77	77.0
CSUN	11-14-17	58-55	W	21-64	.328	11-29	.379	5-7	.714	11	28	39	42.0	17	15	17	5	10	58	67.5
CAL STATE FULLERTON	11-18-17	59-58	W	23-61	.377	8-22	.364	5-9	.556	15	27	42	42.0	18	9	14	4	7	59	64.7
vs Central Michigan	11-24-17	76-85	Lot	26-82	.317	9-30	.300	15-21	.714	21	19	40	41.5	20	13	4	0	6	76	67.5
vs Tulane	11-25-17	46-80	L	17-56	.304	5-16	.313	7-13	.538	13	23	36	40.4	15	7	19	1	7	46	63.2
SAN DIEGO	11-29-17	77-76	W	28-67	.418	7-18	.389	14-24	.583	16	22	38	40.0	17	16	12	4	5	77	65.5
at Arizona	12-03-17	78-67	W	23-50	.460	11-21	.524	21-25	.840	7	29	36	39.4	12	12	10	1	3	78	67.3
UC IRVINE	12-08-17	65-67	L	24-59	.407	8-24	.333	9-12	.750	16	25	41	39.6	11	14	21	6	7	65	67.0
HOPE INTERNATIONAL	12-10-17	92-68	W	38-71	.535	13-31	.419	3-3	1.000	10	31	41	39.8	10	25	16	4	11	92	69.8
SANTA CLARA	12-14-17	34-48	L	13-59	.220	3-28	.107	5-9	.556	12	26	38	39.6	15	6	15	0	12	34	66.2
at UC Santa Barbara	12-22-17	64-77	L	25-54	.463	4-12	.333	10-18	.556	10	13	23	38.1	23	11	16	1	3	64	66.0
WYOMING	12-28-17	68-62	W	23-54	.426	3-12	.250	19-25	.760	7	29	36	37.9	17	6	14	2	9	68	66.2
at Utah State	12-30-17	58-62	L	21-58	.362	6-28	.214	10-14	.714	13	21	34	37.6	21	9	14	1	6	58	65.5
COLORADO STATE	01-03-18	63-65	L	23-63	.365	7-22	.318	10-15	.667	13	28	41	37.9	13	10	11	0	4	63	65.4
at San Jose State	01-10-18	75-65	W	28-67	.418	4-16	.250	15-21	.714	15	35	50	38.7	21	13	20	6	7	75	66.0
San Diego State		990		363-925	.392	111-335	.331	153-223	.686	188	392	580	38.7	243	188	221	37	104	990	66.0
Opponents		985		366-919	.398	111-342	.325	142-200	.710	171	389	560	37.3	221	225	215	43	103	985	65.7

Games played: 15
 Points/game: 66.0
 FG Pct: 39.2
 3FG Pct: 33.1
 FT Pct: 68.6

Rebounds/game: 38.7
 Assists/game: 12.5
 Turnovers/game: 14.7
 Assist/turnover ratio: 0.9
 Steals/game: 6.9
 Blocks/game: 2.5

► 2017-18 AZTEC GAME-BY-GAME POINTS-REBOUNDS-ASSISTS

Opponent	0 Kennedi Villa	1 Khalia Lark	5 Te'a Adams	10 Najé Murray	11 Arantxa Gómez	13 Allison Brown	15 McKynzie Fort	20 Geena Gomez	21 Abby Lowe	22 Lexy Thorderson	23 Loli Gomez	24 Kiara Edwards	30 Cheyenne Greenhouse	34 Baylee Vanderdoes	40 Monique Terry	45 Naomi Ekwedike
Presbyterian	1-0-1	0-4-1	4-0-2	14-3-1	4-3-0	DNP	16-7-2	6-2-6	DNP	12-6-2	DNP	0-2-0	6-4-4	8-5-1	2-2-0	4-1-0
CSUN	DNP	13-9-1	0-0-0	5-0-0	2-5-0	DNP	16-6-3	2-2-10	DNP	17-6-1	DNP	DNP	0-1-0	0-1-0	0-0-0	0-5-0
Cal State Fullerton	DNP	3-10-1	2-1-3	11-0-0	0-2-0	DNP	17-6-4	7-6-1	DNP	6-2-0	DNP	DNP	3-3-0	8-3-0	0-0-0	0-5-0
Central Michigan	DNP	2-4-0	5-1-1	12-0-0	0-1-0	DNP	21-3-3	15-6-7	DNP	12-3-0	0-0-0	DNP	4-3-2	3-13-0	0-1-0	DNP
Tulane	0-2-0	2-1-1	5-2-0	0-2-0	0-3-0	DNP	2-3-3	6-0-0	5-3-0	9-0-0	0-0-0	2-3-0	3-5-1	0-2-0	2-1-0	4-3-1
San Diego	DNP	0-4-1	5-4-2	10-4-1	8-3-0	DNP	24-6-8	7-5-3	DNP	16-1-0	DNP	DNP	2-0-0	5-3-0	0-2-0	0-1-1
Arizona	DNP	7-5-2	0-4-1	13-2-0	DNP	DNP	26-6-2	12-3-7	DNP	8-1-0	DNP	DNP	4-2-0	4-6-0	4-3-2	DNP
UC Irvine	DNP	10-5-0	2-3-2	10-1-1	0-3-0	DNP	16-4-3	12-2-7	DNP	9-5-0	DNP	DNP	0-1-1	0-5-0	0-0-0	6-5-0
Hope Int'l	0-1-0	14-4-1	20-8-7	16-1-4	DNP	0-1-0	DNP	10-1-4	0-1-1	6-4-1	0-0-1	6-5-0	10-6-4	2-2-0	2-2-0	6-3-2
Santa Clara	DNP	2-2-0	2-3-0	9-3-0	2-2-0	DNP	10-8-1	7-6-3	DNP	0-2-0	DNP	0-0-0	0-2-2	0-2-0	0-2-0	2-1-0
UCSB	DNP	14-5-0	5-0-0	12-3-2	0-1-0	DNP	10-1-4	9-1-3	DNP	0-3-1	DNP	DNP	10-2-2	0-0-0	DNP	4-4-1
Wyoming	DNP	10-4-0	9-0-1	3-2-0	3-2-0	DNP	20-3-1	9-3-3	DNP	4-1-0	DNP	DNP	6-3-0	4-9-1	DNP	0-0-0
Utah State	DNP	6-3-0	5-3-2	6-2-0	4-2-0	DNP	19-6-3	4-1-3	DNP	11-1-1	0-0-0	DNP	4-1-0	0-4-0	DNP	2-1-0
Colorado State	DNP	2-5-0	DNP	12-5-1	2-3-0	DNP	22-16-7	14-5-1	DNP	6-2-0	DNP	DNP	2-0-1	3-5-0	DNP	DNP
San José State	DNP	11-8-0	2-1-1	6-3-0	2-6-1	DNP	19-9-7	21-3-2	0-0-0	DNP	DNP	DNP	11-4-2	3-4-0	DNP	DNP

DNP - Did Not Play

2017-18 AZTEC GAME-BY-GAME STARTERS

Game	Forward	Forward/Guard	Guard	Guard	Guard
vs. Presbyterian (W)	Gómez Ferrer	Lark	Fort	G. Gomez	Thorderson
vs. CSUN (W)	Gómez Ferrer	Lark	Fort	G. Gomez	Thorderson
vs. Cal State Fullerton (W)	Gómez Ferrer	Lark	Fort	G. Gomez	Thorderson
vs. Central Michigan (L)	Gómez Ferrer	Lark	Fort	G. Gomez	Thorderson
vs. Tulane (L)	Gómez Ferrer	Lark	Fort	G. Gomez	Thorderson
vs. San Diego (W)	Gómez Ferrer	Lark	Fort	G. Gomez	Thorderson
at Arizona (W)	Vanderdoes	Lark	Fort	G. Gomez	Thorderson
vs. UC Irvine (L)	Vanderdoes	Lark	Fort	G. Gomez	Thorderson
vs. Hope Int'l (W)	Vanderdoes	Lark	Murray	G. Gomez	Thorderson
vs. Santa Clara (L)	Vanderdoes	Lark	Fort	G. Gomez	Thorderson
at UC Santa Barbara (L)	Ekwedike	Lark	Fort	G. Gomez	Thorderson
vs. Wyoming (W)	Gómez Ferrer	Lark	Fort	G. Gomez	Thorderson
at Utah State (L)	Gómez Ferrer	Lark	Fort	G. Gomez	Thorderson
Colorado State (L)	Gómez Ferrer	Lark	Fort	G. Gomez	Thorderson
at San José State (W)	Gómez Ferrer	Lark	Fort	G. Gomez	Murray

Lineup Records

Gómez Ferrer-Lark-Fort-G. Gomez-Thorderson	5-4
Vanderdoes-Lark-Fort-G. Gomez-Thorderson	1-2
Vanderdoes-Lark-Murray-G. Gomez-Thorderson	1-0
Ekwedike-Lark-Murray-G. Gomez-Thorderson	0-1
Gómez Ferrer-Lark-Fort-G. Gomez-Murray	1-0

TEAM SUPERLATIVES

Aztec Team Highs

Points	92	vs. Hope International (12-10-17)
Field Goals Made	38	vs. Hope International (12-10-17)
Field Goal Attempts	82	vs. Central Michigan (11-24-17)
Field Goal Percentage	.535 (38-71)	vs. Hope International (12-10-17)
3-pt Field Goals Made	13	vs. Hope International (12-10-17)
3-pt Field Goals Attempted	31	vs. Hope International (12-10-17)
3-pt Field Goal Percentage	.524 (11-21)	at Arizona (12-3-17)
Free Throws Made	21	at Arizona (12-3-17)
Free Throw Attempts	25	vs. Wyoming (12-28-17) at Arizona (12-3-17)
Free Throw Percentage	.840 (21-25)	at Arizona (12-3-17)
Rebounds	50	at San José State (1-10-18)
Assists	25	vs. Hope International (12-10-17)
Steals	12	vs. Santa Clara (12-14-17)
Blocked Shots	6	at San José State (1-10-18) vs. UC Irvine (12-8-17)
Turnovers	21	vs. UC Irvine (12-8-17)
Fouls	23	at UC Santa Barbara (12-22-17)

Aztec Team Lows

Points	34	vs. Santa Clara (12-14-17)
Field Goals Made	13	vs. Santa Clara (12-14-17)
Field Goal Attempts	50	at Arizona (12-3-17)
Field Goal Percentage	.220 (13-59)	vs. Santa Clara (12-14-17)
3-pt Field Goals Made	3	vs. Wyoming (12-28-17) vs. Santa Clara (12-14-17)
3-pt Field Goals Attempted	12	at UC Santa Barbara (12-22-17)
3-pt Field Goal Percentage	.300 (9-30)	vs. Central Michigan (11-24-17)
Free Throws Made	3	vs. Hope International (12-10-17)
Free Throws Attempted	3	vs. Hope International (12-10-17)
Free Throw Percentage	.538 (7-13)	vs. Tulane (11-25-17)
Rebounds	23	at UC Santa Barbara (12-22-17)
Assists	6	vs. Wyoming (12-28-17) vs. Santa Clara (12-14-17)
Steals	3	at UC Santa Barbara (12-22-17) at Arizona (12-3-17)
Blocked Shots	0	vs. Colorado State (1-3-18) vs. Santa Clara (12-14-17) vs. Central Michigan (11-24-17)
Turnovers	4	vs. Central Michigan (11-24-17)
Fouls	12	at Arizona (12-3-17)

Aztec Scoring

First Half High	46	at San José State (1-10-18)
First Quarter High	21	at Arizona (12-3-17)
Second Quarter High	27	vs. Central Michigan (11-24-17)
Second Half High	42	vs. Wyoming (12-28-17) vs. San Diego (11-29-17)
Third Quarter High	23	vs. CSUN (11-14-17)
Fourth Quarter High	25	vs. San Diego (11-29-17)
First Half Low	26	vs. Wyoming (12-28-17)
First Quarter Low	6	vs. Wyoming (12-28-17)
Second Quarter Low	9	vs. Cal State Fullerton (11-18-17)
Second Half Low	19	vs. Tulane (11-25-17)
Third Quarter Low	5	vs. Tulane (11-25-17)
Fourth Quarter Low	4	vs. CSUN (11-14-17)
Largest Halftime Lead	15 (42-27)	vs. Presbyterian (11-10-17)
Largest Halftime Deficit	16 (27-43)	vs. Tulane (11-25-17)
Largest Lead	31 (71-40)	vs. Presbyterian (11-10-17)
Largest Deficit	36 (27-63)	vs. Tulane (11-25-17)
Largest Deficit in a Win	8 (19-27)	vs. Wyoming (12-28-17)
Largest Lead in a Loss	13 (29-16)	vs. Colorado State (1-3-18)

Opponent Team Highs

Points	85	vs. Central Michigan (11-24-17)
Field Goals Made	31	vs. Tulane (11-25-17) vs. Central Michigan (11-24-17)
Field Goal Attempts	81	at San José State (1-10-18)
Field Goal Percentage	.500 (31-62)	vs. Tulane (11-25-17)
3-pt Field Goals Made	15	vs. Tulane (11-25-17)
3-pt Field Goals Attempted	32	vs. Hope International (12-10-17)
3-pt Field Goal Percentage	.556 (15-27)	vs. CSUN (11-14-17)
Free Throws Made	18	vs. Tulane (11-25-17) at Utah State (12-30-17) at UC Santa Barbara (12-22-17)
Free Throws Attempted	21	at UC Santa Barbara (12-22-17)
Free Throw Percentage	.909 (10-11)	vs. Wyoming (12-28-17)
Rebounds	54	vs. Central Michigan (11-24-17)
Assists	22	vs. San Diego (11-29-17)
Steals	14	vs. UC Irvine (12-8-17)
Blocked Shots	8	vs. UC Irvine (12-8-17)
Turnovers	18	at UC Santa Barbara (12-22-17)
Fouls	23	vs. San Diego (11-29-17)

Opponent Team Lows

Points	48	vs. Santa Clara (12-14-17)
Field Goals Made	19	vs. Santa Clara (12-14-17)
Field Goal Attempts	50	at UC Santa Barbara (12-22-17) vs. Santa Clara (12-14-17)
Field Goal Percentage	.296 (24-81)	at San José State (1-10-18)
3-pt Field Goals Made	4	vs. Santa Clara (12-14-17)
3-pt Field Goal Attempts	4	vs. Presbyterian (11-10-17)
3-pt Field Goal Percentage	.129 (4-31)	vs. Santa Clara (12-14-17) vs. Presbyterian (11-10-17)
Free Throws Made	4	vs. Presbyterian (11-10-17)
Free Throw Attempts	8	vs. Presbyterian (11-10-17)
Free Throw Percentage	.500 (4-8)	vs. Presbyterian (11-10-17)
Rebounds	26	vs. Presbyterian (11-10-17)
Assists	9	vs. Colorado State (1-3-18)
Steals	4	vs. CSUN (11-14-17)
Blocked Shots	0	vs. Hope International (12-10-17)
Turnovers	8	at Arizona (12-3-17)
Fouls	7	vs. Cal State Fullerton (11-18-17)

Opponent Scoring

First Half High	43	vs. Tulane (11-25-17)
First Quarter High	32	vs. Tulane (11-25-17)
Second Quarter High	23	at UC Santa Barbara (12-22-17)
Second Half High	47	at UC Santa Barbara (12-22-17)
Third Quarter High	27	at UC Santa Barbara (12-22-17)
Fourth Quarter High	25	vs. San Diego (11-29-17)
First Half Low	16	vs. Santa Clara (12-14-17)
First Quarter Low	7	at UC Santa Barbara (12-22-17)
Second Quarter Low	5	vs. Santa Clara (12-14-17)
Second Half Low	23	vs. Presbyterian (11-10-17)
Third Quarter Low	11	at Utah State (12-30-17)
Fourth Quarter Low	11	vs. Presbyterian (11-10-17)
Largest Halftime Lead	16 (43-27)	vs. Tulane (11-25-17)
Largest Halftime Deficit	15 (27-42)	vs. Presbyterian (11-10-17)
Largest Lead	36 (63-27)	vs. Tulane (11-25-17)
Largest Deficit	31 (40-71)	vs. Presbyterian (11-10-17)
Largest Deficit in a Win	13 (16-29)	vs. Colorado State (1-3-18)
Largest Lead in a Loss	8 (27-19)	vs. Wyoming (12-28-17)

Aztec Individual Highs

Points

26, McKynzie Fort at Arizona (12-3-17)

Field Goals Made

10, McKynzie Fort vs. San Diego (11-29-17)

Field Goals Attempted

20, Geena Gomez vs. Colorado State (1-3-18)

Field Goal Percentage (min. 5 made)

.692 (9-13), Te'a Adams vs. Hope International (12-10-17)

3-Point Field Goals Made

5, Lexy Thorderson vs. San Diego (11-29-17)

5, Lexy Thorderson vs. CSUN (11-14-17)

3-Point Field Goals Attempted

10, Lexy Thorderson vs. Central Michigan (11-24-17)

10, Lexy Thorderson vs. CSUN (11-14-17)

3-Pt Field Goal Percentage (min. 2 made)

.750 (3-4), Najé Murray at Arizona (12-3-17)

Free Throws Made

11, McKynzie Fort at Arizona (12-3-17)

Free Throws Attempted

13, McKynzie Fort at Arizona (12-3-17)

Free Throw Percentage (min 4 made)

1.000 (6-6), Najé Murray vs. Central Michigan (11-24-17)

1.000 (4-4), Cheyenne Greenhouse vs. Wyoming (12-28-17)

1.000 (4-4), McKynzie Fort vs. Presbyterian (11-10-17)

Rebounds

16, McKynzie Fort vs. Colorado State (1-3-18)

Assists

10, Geena Gomez vs. CSUN (11-14-17)

Steals

4, Geena Gomez vs. Santa Clara (12-14-17)

4, Te'a Adams vs. Hope International (12-10-17)

Blocked Shots

3, Baylee Vanderdoes vs. San Diego (11-29-17)

Turnovers

6, McKynzie Fort vs. Santa Clara (12-14-17)

6, McKynzie Fort vs. UC Irvine (12-8-17)

6, Geena Gomez vs. CSUN (11-14-17)

Fouls

5, Naomi Ekwedike at UC Santa Barbara (12-22-17)

5, Najé Murray at UC Santa Barbara (12-22-17)

Opponent Individual Highs

Points

29, Grace Colaivalu vs. Colorado State (1-3-18)

Field Goals Made

12, Grace Colaivalu vs. Colorado State (1-3-18)

Field Goals Attempted

21, JaLea Bennett at Arizona (12-3-17)

Field Goal Percentage (min 5 made)

.750 (6-8), Kayla Manuirirangi vs. Tulane (11-25-17)

3-Point Field Goals Made

7, Kolby Morgan vs. Tulane (11-25-17)

3-Point Field Goals Attempted

12, Julia Pihl vs. Hope International (12-10-17)

3-Pt Field Goal Percentage (min 2 made)

1.000 (2-2) Danae Miller at UC Santa Barbara (12-22-17)

1.000 (2-2) Sarah Porter at UC Santa Barbara (12-22-17)

1.000 (2-2), Vanessa DeSimone vs. Hope International (12-10-17)

1.000 (2-2), Sydney Williams vs. San Diego (11-29-17)

Free Throws Made

9, Drew Edelman at UC Santa Barbara (12-22-17)

Free Throws Attempted

10, Taylor Berry vs. Santa Clara (12-14-17)

Free Throw Percentage (min 4 made)

1.000 (9-9), Drew Edelman at UC Santa Barbara (12-22-17)

1.000 (8-8), Victoria Price at Utah State (12-30-17)

1.000 (5-5), Liv Roberts vs. Wyoming (12-28-17)

1.000 (4-4), Brooke Bayman vs. UC Irvine (12-8-17)

1.000 (4-4), Sabrina Engelstad vs. UC Irvine (12-8-17)

1.000 (4-4), Sam Thomas at Arizona (12-3-17)

1.000 (4-4), Aubrey Ward-El vs. San Diego (11-29-17)

1.000 (4-4), Presley Hudson vs. Central Michigan (11-24-17)

1.000 (4-4), Channon Fluker vs. CSUN (11-14-17)

Rebounds

19, Tinara Moore vs. Central Michigan (11-24-17)

Assists

8, Clara Tapia vs. Wyoming (12-28-17)

8, Makala Roper at UC Santa Barbara (12-22-17)

Steals

4, Kacie Hall vs. Presbyterian (11-10-17)

Blocked Shots

4, Channon Fluker vs. CSUN (11-14-17)

Turnovers

6, Taylor Turney at San José State (1-10-18)

6, Drew Edelman at UC Santa Barbara (12-22-17)

6, Kyla Martin vs. Santa Clara (12-14-17)

6, Presley Hudson vs. Central Michigan (11-24-17)

Fouls

5, Veronika Mirkovic vs. Colorado State (1-3-18)

5, Danae Miller at UC Santa Barbara (12-22-17)

5, Destiny Graham at Arizona (12-3-17)

5, Aubrey Ward-El vs. San Diego (11-29-17)

5, Presley Hudson vs. Central Michigan (11-24-17)

►THE LAST TIME AN AZTEC...

Scored 20-24 points

21, Geena Gomez, 1-10-18 at San José State (1-10-18)

Scored 25-29 points

26, McKynzie Fort, 12-3-17 at Arizona

Scored 30-39 points

31, Cierra Warren, 1-22-14 vs. San José State

Scored 40+ points

41, Chana Perry, 1-2-88 vs. Northern Illinois

Had 20+ rebounds

27, Chana Perry, 11-25-88 vs. Alabama State

Had 15-19 rebounds

16, McKynzie Fort, 1-3-18 vs. Colorado State

Had 10-14 rebounds

13, Baylee Vanderdoes, 11-24-17 vs. Central Michigan

Had 10+ assists

10, Geena Gomez, 11-14-17 vs. CSUN

Had A Double-Double

McKynzie Fort, 22 points, 16 rebounds, 1-3-18 vs. Colorado State

Had A Triple-Double

Chelsea Hopkins, 13 points, 11 rebounds, 12 assists, 3-9-13 vs. Boise State

The Last Time San Diego State ...

Had two players score 20 points in the same game

Kymerly Ellison (21) and Lexy Thorderson (21), 1-18-17 vs. UNLV

Had two players with a double-double in the same game

Erimma Amarikwa (19 points, 13 rebounds) and Cheyenne Greenhouse (19 points, 11 rebounds), 11-14-14 vs. Sacramento State

Scored 100+ points

101, vs. Colorado State (101-62), 1-25-92

Allowed 100+ points

104, vs. UCLA (56-104), 12-11-98

Won by 20+ points

24, vs. Hope International (92-68), 12-10-17

Won by 30+ points

35, vs. San Diego Christian (60-25), 12-21-15

Won by 40+ points

41, vs. Boise State (86-45), 3-9-13

Won by 50+ points

51, vs. Air Force (79-28), 1-7-09

Won in Overtime

vs. Fresno State (65-54), 2-10-16

Lost in Overtime

vs. Central Michigan (76-85), 11-24-17

►2017-18 AZTEC LEADERS

Double-Figure Scoring Games

McKynzie Fort (13), Najé Murray (9), Geena Gomez (6), Khalia Lark (6), Lexy Thorderson (5), Cheyenne Greenhouse (3), Te'a Adams (1)

SDSU High Scorer

McKynzie Fort (10), Lexy Thorderson (2), Te'a Adams (1), Geena Gomez (1), Khalia Lark (1)

Double-Figure Rebounding Games

McKynzie Fort (1), Khalia Lark (1), Baylee Vanderdoes (1)

Games Led SDSU In Rebounds

McKynzie Fort (7), Khalia Lark (4), Baylee Vanderdoes (4), Te'a Adams (1), Naomi Ekwedike (1), Cheyenne Greenhouse (1), Najé Murray (1), Lexy Thorderson (1)

Games Led SDSU In Assists

Geena Gomez (8), McKynzie Fort (7), Te'a Adams (1)

Games Led SDSU In Steals

McKynzie Fort (7), Te'a Adams (6), Geena Gomez (4), Najé Murray (4), Khalia Lark (3), Lexy Thorderson (3), Cheyenne Greenhouse (2), Jenay Bojorquez (1), Arantxa Gómez Ferrer (1), Baylee Vanderdoes (1)

Games Led SDSU In Blocks

Arantxa Gómez Ferrer (4), Baylee Vanderdoes (3), Khalia Lark (2), Lexy Thorderson (2), Te'a Adams (1), Naomi Ekwedike (1), Cheyenne Greenhouse (1), Monique Terry (1)

►2017-18 SPECIALTY STATS

San Diego State/Opponent

	Points in Paint	Points off TOs	2nd Chance Points	Fast Break Points	Bench Points
vs. Presbyterian (W)	34/28	11/14	12/5	13/12	39/5
vs. CSUN (W)	10/18	9/7	5/6	4/5	8/7
vs. Cal State Fullerton (W)	26/26	11/7	11/9	9/2	26/27
vs. Central Michigan (L)	26/42	17/4	10/13	2/4	26/8
vs. Tulane (L)	18/22	6/28	9/9	2/0	27/23
vs. San Diego (W)	40/42	4/8	17/13	4/4	22/21
at Arizona (W)	18/30	5/6	6/11	5/10	21/15
vs. UC Irvine (L)	20/36	16/29	9/16	2/9	18/37
vs. Hope Int'l (W)	44/22	26/17	8/4	12/7	44/18
vs. Santa Clara (L)	18/22	9/12	4/7	6/2	15/12
at UC Santa Barbara (L)	28/38	17/19	9/12	10/12	27/21
vs. Wyoming (W)	32/19	20/13	1/10	4/2	22/15
at Utah State (L)	26/28	8/15	6/10	2/2	14/12
vs. Colorado State (L)	28/38	11/15	12/9	5/16	17/7
at San José State (W)	34/36	19/13	11/13	2/4	16/24




KENNEDI VILLA
Fr. | 6-0 | G
Oakland, Calif.
St. Mary's HS

0



KHALIA LARK
Sr. | 6-0 | G/F
Irvine, Calif.
Mater Dei HS/Washington

1



TE'A ADAMS
Fr. | 5-9 | G
Kirkland, Wash.
Juanita HS

5



NAJÉ MURRAY
Fr. | 5-6 | G
Stockton, Calif.
St. Mary's HS

10



ARANTXA GÓMEZ FERRER
Jr. | 6-0 | F
Valencia, Spain
Parque Colegio Santa Ana HS

11



ALLISON BROWN
Sr. | 5-7 | G
Anaheim Hills, Calif.
Mater Dei HS

13




MCKYNZIE FORT
Jr. | 5-9 | G
Fontana, Calif.
Etiwanda HS

15



GEENA GOMEZ
Sr. | 5-8 | G
Huntington Beach, Calif.
Edison HS/St. Joseph's (Pa.)

20



ABBY LOWE
So. | 5-11 | G
Stockport, England
Barking Abbey Academy

21



LEXY THORDERSON
Sr. | 6-0 | G
Castle Rock, Colo.
Rock Canyon HS

22



LOLI GOMEZ
Jr. | 5-10 | G
Huntington Beach, Calif.
Edison HS/CSU San Bernardino

23



KIARA EDWARDS
Fr. | 6-1 | F
Surprise, Ariz.
Valley Vista HS

24



CHEYENNE GREENHOUSE
Sr. | 5-11 | G
Riverside, Calif.
Canyon Springs HS

30



BAYLEE VANDERDOES
So. | 6-1 | F
Auburn, Calif.
Placer HS

34



MONIQUE TERRY
So. | 6-2 | F
San Antonio, Texas
Brennan HS

40



NAOMI EKWEIKE
So. | 6-6 | C
Lagos, Nigeria
Potlert's House Christian Academy (Fla.)

45



STACIE TERRY
Head Coach
Fifth Season
UT Arlington (1998)

HC



JESSE CLARK
Assistant Coach
Fifth Season
Pacific Union (2003)

AC



CIARA CARL
Assistant Coach
Fifth Season
Point Loma Nazarene (2005)

AC



NICK GRANT
Assistant Coach
Fourth Season
Baylor (2010)

AC