

AZTEC BASKETBALL

SAN DIEGO STATE MEDIA RELATIONS | 5302 55th STREET, SAN DIEGO, CA 92182 | PHONE: (619) 594-5547 | FAX: (619) 582-6541

GAME NO.
5



San Diego State (3-1; 0-0 Mountain West) at Pacific (3-0; 0-0 Big West)

Date	Wednesday, Nov. 25, 2009
Tipoff	7:00 p.m. PT
Location	Stockton, Calif.
Arena	Alex G. Spanos Center (6,150)
Television	Big West TV
Radio	XTRA Sports 1360; Ted Leitner (play-by-play)
Live Stats	GoAztecs.com
Series	San Diego State leads, 13-11
Note	First meeting since 2000 (UOP, 74-63)

	San Diego State	Pacific
Record	3-1	3-0
Conf. Rec.	0-0	0-0
RPI	--	--
Sagarin	57	72
Last 5/10	3-2/7-3	4-1/8-2
Coach	Steve Fisher	Bob Thomason
Career	360-223 (19th full)	419-290 (25th season)
at School	176-141 (11th season)	367-263 (22nd season)

Schedule

Overall: 3-1	MWC: 0-0
Home: 2-0	Away: 1-1
N.14	UC San Diego W, 77-52
N.16	at Saint Mary's L, 58-80
N.19	Santa Clara W, 86-53
N.23	at Fresno State W, 62-58
N.25	at Pacific 7 p.m.
N.28	Northern Arizona 3 p.m.
D.2	at San Diego 7 p.m.
D.5	at UCSB 7 p.m.
D.9	CS Fullerton 7 p.m.
D.12	Arizona 7 p.m.
D.19	at Arizona St. 3:30 p.m.
D.22	at Drake 6 p.m.
D.29	UC Riverside 7 p.m.
D.31	Pomona-Pitzer 1 p.m.
J.5	New Mexico 7:30 p.m.
J.9	at Wyoming 3 p.m.
J.13	at UNLV 7 p.m.
J.16	TCU 7 p.m.
J.19	at Utah 7 p.m.
J.23	BYU 7 p.m.
J.30	at Colorado St. 3 p.m.
F.2	Air Force 7 p.m.
F.6	at New Mexico 3 p.m.
F.10	Wyoming 7 p.m.
F.13	UNLV 1 p.m.
F.16	at TCU 5 p.m.
F.20	Utah 6 p.m.
F.24	at BYU 6 p.m.
M.3	Colorado St. 7:30 p.m.
M.6	at Air Force 6 p.m.
M.10-	at MWC Championships
13	Las Vegas, Nev.

All times are Pacific

San Diego State Looks to Stay Perfect in West Coast Classic Action with Second Road Game in Three Days at Pacific

San Diego State (3-1), winners of two straight, will put its winning streak on the line with its second road game in three days when it takes on an undefeated Pacific squad (3-0) Wednesday night at Alex G. Spanos Center. The contest will pit the only two remaining unbeaten West Coast Classic teams. The Aztecs are 2-0 in Classic action, while the Tigers are 1-0 after their game at Northern Arizona was suspended in the second half due to a power outage last Thursday.

The non-conference game is set for 7:00 p.m. PT on the campus of the University of the Pacific and can be heard in San Diego on XTRA Sports 1360 AM with Ted Leitner providing the play-by-play.

SDSU enters the game ready for its third road tilt in its last four outings and is coming off a gritty 62-58 victory at old Western Athletic Conference rival Fresno State on Monday. The Aztecs battled back from a four-point halftime deficit and were carried by Billy White and Tyrone Shelley. White, a preseason all-Mountain West Conference selection, scored 18 of his game-high 22 points in the second half and grabbed a team-best eight rebounds. Shelley, meanwhile, knocked down four three-pointers and made all three free throws, including two with less than three seconds to play and SDSU nursing a two-point lead, en route to 17 points.

After its game at Pacific, San Diego State will take a break for Thanksgiving before game-planning for Northern Arizona. The Aztecs and Lumberjacks will tangle at Viejas Arena on Saturday, Nov. 28, in SDSU's final West Coast Classic game at 3 p.m. PT.

Game Tidbits

- ▶ Billy White enters the game having made 20 of his last 28 field-goal attempts (.714 FG). The streak dates back to the second half of the Saint Mary's game (5-7) and the entire Santa Clara (7-11) and Fresno State games (8-10).
- ▶ SDSU will look to continue its dominance over the Big West Conference. The Aztecs have won seven straight over the league and have not dropped a game to a member institution since losing an overtime affair vs. UC Santa Barbara on Nov. 19, 2004. Even with the loss to the Gauchos, San Diego State has won 13 of its last 14 against the conference.
- ▶ The Aztecs' last road loss to a Big West school occurred on Dec. 6, 2000, at UCSB in three overtimes.
- ▶ San Diego State will look to continue its solid play during the month of November as the team has posted a record of 22-3 since the beginning of the 2006-07 season.



Aztecs At-A-Glance

No.	Name (Career G/GS)	Pos.	Ht.	Wt.	Cl.	PPG	RPG	Misc.	Note	▶ - Probable Starters
0	Alec Williams (3/0)	F	6-6	268	Fr.	2.3	2.3	50.0 FG	Had 6 points and 7 rebounds in 21 mins. off the bench vs. UCSB	
3	▶ Tyrone Shelley (35/20)	G	6-6	225	So.	11.7	5.3	1.7 apg	Season-high 17 points (4-8 3FG), 6 rebs. at Fresno State	
4	▶ Malcolm Thomas (36/31)	F	6-9	215	Jr.	10.8	6.0	62.5 FG	Game-high 3 blocked shots vs. Santa Clara	
5	Brian Carlwell (33/3)	C	6-11	297	Jr.	6.3	3.5	64.7 FG	Recorded 6 points and career-high-tying 6 rebounds vs. Santa Clara	
10	Bryan Horton (19/0)	G	6-1	205	So.	1.3	0.7	50.0 FG	Career highs in points (4), rebounds (1) and minutes (12) vs. UCSB	
15	▶ Kawhi Leonard (4/4)	F	6-7	225	Fr.	6.5	8.8	1.8 apg	Career-high 13 rebounds vs. Santa Clara; team leader in rebounding	
20	Jason Deutchman (10/0)	G	6-6	220	Jr.	2.0	0.5	100.0 FT	Career-high 4 points vs. UC San Diego	
22	Chase Tapley (4/0)	G	6-2	205	Fr.	6.5	1.5	1.3 apg	Career-high 12 points and second game w/10+ pts. vs. Santa Clara	
23	▶ D.J. Gay (73/53)	G	6-0	167	Jr.	8.3	3.3	4.3 apg	Career-high 6 rebounds and 6 assists at Fresno State	
24	Tim Shelton (38/16)	F	6-7	248	So.	--	--	--	Did not play in first four games of the season (knee)	
32	▶ Billy White (69/60)	F	6-8	235	Jr.	16.3	7.7	62.5 FG	Season-high 22 points, 8 rebounds at Fresno St.; Preseason all-MWC	
40	Kelvin Davis (45/8)	G	6-3	220	Sr.	7.8	2.3	46.7 3FG	Reached double figures in scoring for 2nd time in '09-10 vs. SCU (11)	
42	Mehdi Cheriet (35/2)	F	6-9	218	Sr.	--	--	--	Will likely redshirt the 2009-10 season	

Head Coach: Steve Fisher (Illinois State, 1967) • 360-223 (19th full season overall) • 176-141 (11th season at SDSU)

Assistant Head Coach: Brian Dutcher (Minnesota, 1982) **Assistant Coaches:** Justin Hutson (CS Bakersfield, 1994), Mark Fisher (Michigan, 2001)

Director of Operations: Matt Soria (San Diego State, 2002) **Director of Player Development:** David Velasquez (San Diego State, 2007)

Athletic Trainer: Mark Haines (Metropolitan State College, 1987)

San Diego State

2009-10 Record: 3-1; 0-0 MWC
 2009 NIT Semifinal Participants

- The Aztecs have won at least 20 games in four straight seasons and in six of the last eight campaigns under Fisher.
- San Diego State has advanced to postseason play each of the last four seasons (2006 NCAA, 2007 NIT, 2008 NIT, 2009 NIT).

Trends

- SDSU has won 30 of the last 32 dating back to the 2006-07 season when scoring at least 70 points.
- SDSU is 37-11 in its last 48 games when it outreboonds its opponent.

Number	Name	Position	Height	Weight	Year	High School	PPG	RPG	APG	FG	3FG	FT	Notes	
0	Alec Williams	Forward	6-6	268	Fr.-HS	San Juan Capistrano, Calif. (JSerra High)	09-10: 2.3 MWC: -- Career Highs: Points: 6 vs. UCSD (11-14-09) Rebounds: 7 vs. UCSD (11-14-09) Assists: 1 - twice	2.3	2.3	0.7	50.0	00.0	50.0	Played in 3 of the first 4 games (DNP - Fresno St.) ... In season opener vs. UCSD, came off the bench and contributed 6 pts., 7 rebs. ... Played 4 min. at Saint Mary's ... Logged 1 point and tied his career high with 1 assist vs. Santa Clara ... Is a good face-to-the basket player ... Should provide depth at an already loaded position.
3	Tyrone Shelley	Guard	6-6	225	So.-TR	San Diego, Calif. (Pepperdine)	09-10: 11.7 MWC: -- Career Highs: Points: 34 vs. CSUN (11-17-07) Rebounds: 14 - twice Assists: 3 vs. Hope Int'l (1-8-08)	11.7	5.3	1.7	34.5	40.0	60.0	A transfer from Pepperdine ... 2nd in scoring average (11.7) ... Sat out season opener vs. UCSD (foot) ... Had 6 pts., 6 reb., 2 ast, 2 stl. at Saint Mary's ... Scored 12 pts. and added 4 reb. vs. Santa Clara ... Season-high 17 pts. (4-8 3FG), 6 reb. at Fresno State ... Earned freshman All-America honors in 2008 while at Pepperdine.
4	Malcolm Thomas	Forward	6-9	215	Jr.-JC	San Diego, Calif. (San Diego City College)	09-10: 10.8 MWC: -- Career Highs: Points: 22 at Oregon (11-10-07) Rebounds: 16 vs. LBSU (11-21-07) Assists: 4 - six times	10.8	6.0	1.5	62.5	00.0	59.1	Shot over 50 percent in 3 of 4 games ... Eligible this season after playing his freshman season at Pepperdine and sophomore campaign at San Diego City College ... Had game-highs of 20 pts., 9 reb., 2 blk. vs. UCSD ... Team-high 14 pts., 8 reb. at Saint Mary's ... Season-high 3 blk. and scored 6 pts. vs. Santa Clara ... 2 stl. at Fresno St.
5	Brian Carlwell	Center	6-11	297	Jr.-TR	Maywood, Ill. (Illinois)	09-10: 6.3 MWC: -- Career Highs: Points: 9 vs. UCSD (11-14-09) Rebounds: 6 - twice Assists: 2 vs. Ga. Southern (11-17-06)	6.3	3.5	0.0	64.7	00.0	75.0	Eligible this season after sitting out 2008-09 following his transfer from Illinois ... He is a legit 6-11 and very mobile ... Shot over 50 percent in all 3 games ... Had 9 pts., 5 reb., 2 stl. vs. UCSD ... 6 pts. at Saint Mary's ... Matched his career high with 6 reb. vs. Santa Clara, while adding 6 pts. ... 4 pts. (2-2 FG) at Fresno State.
10	Bryan Horton	Guard	6-1	205	So.-1L	Anaheim, Calif. (Canyon High)	09-10: 1.3 MWC: -- Career Highs: Points: 4 vs. UCSD (11-14-09) Rebounds: 1 - five times Assists: 1 - five times	1.3	0.7	0.7	50.0	00.0	00.0	Is in his third year in the program ... Is much improved from a year ago ... Improved his shooting and ball-handling ... Is a good on-ball defender ... Played in 3 of 4 games ... Scored a career-high 4 pts. in 12 min. vs. UCSD ... Played 2 min. at Saint Mary's ... Tied his career high with 1 reb. and 1 ast. vs. Santa Clara.
15	Kawhi Leonard	Forward	6-7	225	Fr.-HS	Riverside, Calif. (King High)	09-10: 6.5 MWC: -- Career Highs: Points: 9 vs. Santa Clara (11-19-09) Rebounds: 13 vs. Santa Clara (11-19-09) Assists: 4 vs. Santa Clara (11-19-09)	6.5	8.8	1.8	35.3	11.1	50.0	Last year's Calif. Mr. Basketball and L.A. Times Player of the Year ... MWC Preseason Freshman of the Year ... 1st on the team in rebounding at 8.8 per game ... 8 pts., 8 rebs., 3 ast. vs. UCSD ... Recorded 4 pts. and 7 reb. at Saint Mary's ... Career-high 9 pts., 13 reb. and 4 ast. vs. Santa Clara ... 7 reb., game-high 3 stl. at Fresno State.
20	Jason Deutchman	Guard	6-6	220	Jr.-1L	Los Angeles, Calif. (Wisconsin-Milwaukee)	09-10: 2.0 MWC: -- Career Highs: Points: 4 vs. UCSD (11-14-09) Rebounds: 2 vs. Air Force (2-7-09) Assists: 1 vs. Ark.-Pine Bluff (12-29-08)	2.0	0.5	0.0	100.0	00.0	100.0	Battled through countless knee injuries ... Is one of the team's top catch-and-shoot players ... Typically is the first player in the gym ... Never leaves the gym without making 100 jump shots ... Played in 2 games this year (UC San Diego, Santa Clara) ... Career-high 4 pts. in 3 min. vs. UC San Diego.
22	Chase Tapley	Guard	6-2	205	Fr.-HS	Sacramento, Calif. (Sacramento High)	09-10: 6.5 MWC: -- Career Highs: Points: 12 vs. Santa Clara (11-19-09) Rebounds: 3 vs. UCSD (11-14-09) Assists: 3 vs. UCSD (11-14-09)	6.5	1.5	1.3	50.0	44.4	00.0	NorCalPreps.com D-III POY from Sacramento High ... A scoring guard, who can also run the point ... Played in all 4 games ... 2nd leading scorer with 11 pts. vs. UC San Diego ... 3 pts. at Saint Mary's ... Career-high 12 pts. on 5-of-6 shooting vs. Santa Clara ... His father played college basketball at Arkansas State.
23	D.J. Gay	Guard	6-0	167	Jr.-2L	Sun Valley, Calif. (Poly High)	09-10: 8.3 MWC: -- Career Highs: Points: 21 at Utah (2-16-08) Rebounds: 6 at Fresno St. (11-23-09) Assists: 6 at Fresno St. (11-23-09)	8.3	3.3	4.3	30.8	21.1	83.3	An experienced guard, who has played in all 73 games since stepping foot on campus ... Started 53 career games ... Team's assist leader in all 4 games (4.3) ... Had 10 pts. (2 3FG), team-high 3 ast. at Saint Mary's ... Season-high 12 pts. and 4 ast. vs. Santa Clara ... Career-high 6 reb. and 6 ast. at Fresno State.
24	Tim Shelton	Forward	6-7	248	So.-1L	Fresno, Calif. (Clovis West High)	09-10: -- MWC: -- Career Highs: Points: 17 - twice Rebounds: 12 vs. UNLV (3-7-09) Assists: 4 - twice	--	--	--	--	--	--	Has not played this season (knee) ... Is one of SDSU's most reliable players ... A leader on and off the court ... Is a career 50.8 percent field-goal shooter ... Returns as the team's top returning rebounder (4.7) ... Is effective both as a starter and substitute ... Has started 16 of his 38 games played ... A Fresno native (Clovis West HS).
32	Billy White	Forward	6-8	235	Jr.-2L	Las Vegas, Nev. (Green Valley High)	09-10: 16.3 MWC: -- Career Highs: Points: 24 vs. Wyoming (2-14-09) Rebounds: 12 at Wyoming (2-19-08) Assists: 4 - twice	16.3	7.7	0.7	62.5	00.0	60.0	Preseason all-MWC selection ... Is 20-for-28 from field in last 5 halves of basketball ... Held out of two exhibitions and season opener vs. UCSD (left wrist), but played at Saint Mary's ... Had 10 pts., 7 reb. vs. Gaels ... Started vs. Santa Clara and had a season-high 17 pts. (7-11 FG) and 8 reb. ... Game-high 22 pts., 8 reb. at Fresno State.
40	Kelvin Davis	Guard	6-3	220	Sr.-1L	Waterbury, Conn. (College of Southern Idaho)	09-10: 7.8 MWC: -- Career Highs: Points: 19 vs. Saint Mary's (12-8-07) Rebounds: 6 - three times Assists: 3 - two times	7.8	2.3	1.0	47.8	46.7	66.7	Granted a 6th year of eligibility from the NCAA prior to the season ... Treated for Hodgkin's lymphoma last season, which limited him to 8 games ... USBWA's 2009 Most Courageous Award recipient ... Started vs. UCSD, his first since 2-13-08, and scored 10 pts., his 1st 10+ pt. game since 2-9-08 ... 11 pts. (3-6 3FG) vs. Santa Clara.

Schedule/Results

Date	Opponent (Television)	Time/Result	Note
N.14	UC SAN DIEGO	W, 77-52	▶ 3 players reached double figures in scoring, including Malcolm Thomas, who had 20 pts., 9 reb., 2 blks.
ESPN College Hoops Tip-Off Marathon			
N.16	at Saint Mary's (ESPN)	L, 58-80	▶ Malcolm Thomas leads the Aztecs again with 14 points and 8 rebounds; SDSU trailed, 42-21, at halftime
West Coast Classic (hosted by Santa Clara; played at campus sites)			
N.19	SANTA CLARA	W, 86-53	▶ Aztecs led by as many as 40 points on two occasions; White starts and has 17 points and 8 rebounds
N.23	at Fresno State	W, 62-58	▶ SDSU rallies from four-point deficit; Billy White goes for season-high 22 points, 8 rebounds
N.25	at Pacific	7 p.m. PST	▶ San Diego State leads the all-time series, 13-11, but only 4-9 in Stockton; First meeting since 2000
N.28	NORTHERN ARIZONA	3 p.m. PST	▶ First meeting since 1987; San Diego State leads the all-time series, 4-3
D.2	at San Diego (4SD)	7 p.m. PST	▶ Aztecs won three straight over San Diego and two of the last three at Jenny Craig Pavilion
D.5	at UC Santa Barbara	7 p.m. PST	▶ Won the last four meetings and owns a 55-34 all-time series lead; SDSU is 22-20 in Santa Barbara
D.9	CAL STATE FULLERTON	7 p.m. PST	▶ First meeting since 2004; San Diego State leads the all-time series, 20-10, and 11-4 in San Diego
D.12	ARIZONA (The Mtn.)	7 p.m. PST	▶ San Diego State trails the all-time series, 20-5; Four of the Aztecs' five wins have come at home
D.19	at Arizona State (FS Arizona)	4:30 p.m. MST	▶ Aztecs nearly defeated the 15th-ranked Sun Devils last year; Trail the all-time series, 15-10
D.22	at Drake	8:05 p.m. CST	▶ First meeting since 1977 (W, 100-72); San Diego State trails the all-time series, 4-2
D.29	UC RIVERSIDE	7 p.m. PST	▶ San Diego State owns a 7-0 record against the Highlanders; First meeting since 2007
D.31	POMONA-PITZER	1 p.m. PST	▶ First meeting between the two programs
J.5	*NEW MEXICO (The Mtn.)	7:30 p.m. PST	▶ Won three of the last four vs. New Mexico at home; SDSU has won six of its last seven MWC openers
J.9	*at Wyoming (The Mtn.)	4 p.m. MST	▶ San Diego State looks to snap a five-game losing streak at Arena-Auditorium
J.13	*at UNLV (CBS College Sports)	7:05 p.m. PST	▶ Aztecs won all three meetings last year, including two at Thomas & Mack Center
J.16	*TCU (The Mtn.)	7 p.m. PST	▶ San Diego State swept the series last year and has won four straight in San Diego
J.19	*at Utah (The Mtn.)	8 p.m. MST	▶ Aztecs look to break a three-game losing skid at Huntsman Center
J.23	*BRIGHAM YOUNG (The Mtn.)	7 p.m. PST	▶ Won five of the last six vs. BYU at home; Beat the Cougars in the schools' last meeting in MWC tournament
J.30	*at Colorado State (The Mtn.)	4 p.m. MST	▶ Won four straight in the series and nine of the last 10; Winners of four straight in Fort Collins
F.2	*AIR FORCE (CBS College Sports)	7:05 p.m. PST	▶ SDSU owns a three-game winning streak over Air Force; Won four straight at home
F.6	*at New Mexico (The Mtn.)	4 p.m. MST	▶ San Diego State has won three of the last four at The Pit
F.10	*WYOMING (The Mtn.)	7:30 p.m. PST	▶ Won two straight and three of the last four vs. Cowboys at home
F.13	*UNLV (VERSUS)	1 p.m. PST	▶ Defeated the Runnin' Rebels, 57-46, to close out the regular season last year
F.16	*at TCU (The Mtn.)	7 p.m. CST	▶ Won three of the last four at TCU, including 79-77 overtime thriller last season
F.20	*UTAH (The Mtn.)	6 p.m. PST	▶ San Diego State has won three straight vs. Utah at home
F.24	*at Brigham Young (CBS College Sports)	7:05 p.m. MST	▶ SDSU looks to halt a four-game losing skid at Marriott Center on national television
M.3	*COLORADO STATE (The Mtn.)	7:30 p.m. PST	▶ San Diego State looks to extend six-game home winning streak vs. Rams
M.6	*at Air Force (The Mtn.)	7 p.m. MST	▶ SDSU has won three of the last four MWC regular season finales, but loss came in 2008 vs. Air Force
Conoco Mountain West Conference Basketball Championships (Thomas & Mack Center, Las Vegas, Nev.)			
M.10-13	To Be Determined		▶ San Diego State reached the finals in 2009, won the title in 2002 at Thomas & Mack Center

* - Indicates Mountain West Conference game.

San Diego State-Pacific: The Series

▶ The game between San Diego State and Pacific will mark the 25th in the series. The teams have not met since Jan. 8, 2000, when the Tigers took a 74-63 decision in Stockton.

▶ The meeting in 1999-2000 was during Steve Fisher's first season at San Diego State. That squad went 5-23 overall and 0-14 in the Mountain West Conference. Since that initial season, Fisher has led the Aztecs to seven .500 or better campaigns, five 20-win years and six trips to the postseason.

▶ San Diego State leads the all-time series, 13-11, and has won five of the last seven. The Aztecs, however, are only 4-9 in Stockton and have lost their last two.

▶ Prior to a home-and-home series in 1998-99 and 1999-2000, the teams met eight straight seasons from 1971-78. The games played from 1972-78 were as members of the Pacific Coast Athletic Association (PCAA). Before the 1970s, the schools met three consecutive years (CCAA - 1947-49).

White Playing Like a Monster

Billy White, a preseason all-Mountain West Conference pick, is playing up to the billing after suffering from a wrist injury that limited his practice time and kept him out of the season opener vs. UC San Diego.

Since going 0-for-4 in the first half at Saint Mary's, which was his first game of the season, White has gone 20-for-28 from field (.714 FG) and has scored 49 points in his last five halves of basketball. He is also averaging 7.7 rebounds per game after posting seven at Saint Mary's and eight vs. Santa Clara and at Fresno State.

In addition to his eight boards (six offensive rebounds) at Fresno State, White scored 22 points on 8-of-10 shooting.

His point total was two off his career high and the 20-point effort was the third of his career.

Efficient Bill

As previously mentioned, Billy White has connected on 20 of his last 28 field-goal attempts and was 8-of-10 from the field, not to mention a career-high 6-for-6 from the charity stripe, at Fresno State. The junior's efficient ways should not come as a surprise. After all, White has shot over 61 percent from the field in each of his two seasons and came into this year with a career field-goal percentage of 63.9 percent. In fact, in 2008-09 White went through a stretch where he made 22 straight field goals, including a 12-for-12 performance vs. Wyoming.

Cleaning Up the Mess

San Diego State's frontline of Billy White, Malcolm Thomas and Kawhi Leonard accounts for 51.3 percent of the team's rebound total (82 of 160). All three average more than 6.0 per game starting with Leonard's 8.8. White, who has played in just three of SDSU's four games, is averaging 7.7, while Thomas is rebounding at a 6.0 clip. As a result of the trio's effort, San Diego State is the only school in the Mountain West Conference to have three players rank in the top 10 in rebounding. Leonard is second, White is third in the league and Thomas sits in a tie for ninth as of Nov. 24.

Nice All-Around Game

Kawhi Leonard put together his best all-around game of the season vs. Santa Clara last Thursday. The Riverside, Calif., native nearly missed his first double-double after finishing with career-high totals of nine points, 13

Contact Information

▶ San Diego State

Mike May, Assistant AD/MRD	
Office	(619) 594-5547
Cell	(619) 957-8372
Home	(619) 644-1767
Fax	(619) 582-6541
E-Mail	mmay@mail.sdsu.edu
Web	goaztecs.com
	twitter.com/goaztecs
	facebook.com/goaztecs
	youtube.com/goaztecscom

Darin Wong, Assistant Media Relations Director

Office	(619) 594-5547
Cell	(310) 489-2378
E-Mail	dwong@mail.sdsu.edu

All-Time Series vs. Pacific

Series: San Diego State leads, 13-11
Home: 9-2, Away: 4-9, Neutral: 0-0

Date	Location	Score
J.11.47	*Stockton	L 34-37
J.20.47	*San Diego (AG)	L 52-65
J.12.48	*San Diego (AG)	W 60-43
F.28.48	*Stockton	L 45-53
J.15.49	*Stockton	W 50-43
J.21.49	*San Diego (AG)	W 47-43
F.8.71	Stockton	L 83-110
J.28.72	*Stockton	L 72-92
F.17.72	*San Diego (SA)	W 84-82
J.5.73	*Stockton	L 67-81
F.15.73	*San Diego (SA)	W 99-86
J.12.74	*Stockton	L 63-64
F.28.74	*San Diego (PG)	W 78-75
F.6.75	*Stockton	W 74-72
F.15.75	*San Diego (PG)	W 78-70
F.8.76	*Stockton (d)	L 64-70
F.12.76	*San Diego (PG)	L 62-68
M.7.76	^Stockton (CH)	W 76-64
J.20.77	*San Diego (PG)	ot-W 83-76
F.26.77	*Stockton	W 64-63
J.12.78	*Stockton	L 71-72
F.25.78	*San Diego (SA)	W 84-69
J.2.99	San Diego (CA)	W 68-63
J.8.00	Stockton	L 63-74

AG - Aztec Gym, PG - Peterson Gym, SA - Sports Arena, CH - Championship, d - Day game

Last Time Out

FRESNO, Calif. - SDSU stayed perfect in West Coast Classic action and earned its first road victory of the season with its 62-58 win over Fresno State.

Billy White continued his stellar play of late by connecting on 8-of-10 field goals en route to a season-high 22 points, with 18 coming in the second half. The junior also grabbed a team-best eight rebounds, including six on the offensive end. Tyrone Shelley, meanwhile, contributed 17 points and six rebounds.

In the first half, it looked as if the Aztecs would run away with the game, jumping out to an 8-0 lead. That proved to be not the case as the Bulldogs methodically chipped away and pulled even at 16 with 9:40 left in the period thanks to eight straight Fresno State points, including a pair of three-pointers by Mike Ladd.

Soon after the Bulldogs evened the score, SDSU answered with a 7-2 run to pull ahead by five, but Fresno State outscored the visitors, 11-2, to go into the half up, 29-25.

Right out of the gate in the second half, Sylvester Seay gave the Bulldogs their biggest lead of the game at 31-25. The Aztecs, however, hung around and took a 35-33 lead after Shelley made a three. The game was back-and-forth for the rest of the half with neither team enjoying a lead of more than five points.

With under a minute to play in regulation, the game was tied at 58, but all that changed as White continued to punish the Bulldogs on the offensive glass. After a D.J. Gay miss, White grabbed the rebound and was fouled on the putback. The junior knocked down both attempts, giving SDSU a 60-58 lead. After a Fresno State miss on the other end, the Bulldogs were forced to foul Shelley, who calmly made both free throws with under three seconds to play to give the Aztecs the win.

Notes from the Game:

- ▶ San Diego State extends its winning streak to four games over Fresno State, its longest since winning eight straight from 1971 to 1976.
- ▶ The Aztecs went 13-for-17 from the free-throw line. Their 76.5-percent success rate was a season high.
- ▶ Billy White scored a game-high 22 points on 8-of-10 shooting ... It was his third career 20-point game of his career ... Eighteen of his 22 points came in the second half ... White was also 6-for-6 from the free-throw line ... His six free throws marks a career high.

rebounds, four assists and two steals. The freshman is the team's No. 1 rebounder (8.8) and stealer (1.8) and ranks second in assists (1.8) entering Wednesday's game.

Effort on the Boards

We just talked about Kawhi Leonard's nice game vs. Santa Clara, but it is his effort on the boards that is most impressive this season. So far, the CalHiSports.com Mr. Basketball has gathered the most rebounds on the team en route to his 8.8 average. In all four games this season, Leonard has recorded at least seven rebounds. Against Santa Clara, Leonard had a game- and career-high 13 boards. In the Mountain West Conference, the preseason freshman of the year is second in the league in rebounding and defensive rebounds (7.0) and is the top freshman window wiper.

Davis and Tapley Quietly Going About Their Business

Guards Kelvin Davis and Chase Tapley are quietly having solid seasons in the early going. Davis is averaging 7.8 points and Tapley is scoring at a 6.5 clip. Both have reached the double-figure plateau in two of the team's three games as well. The duo is shooting a combined 48.9 percent from the field (22-45), including 45.8 percent from three-point distance (11-24). In fact, the pair is responsible for 11 of San Diego State's 22 three-pointers through four games. Individually, Davis is 11-for-23 from the field (.478) and 7-15 from behind the arc, while Tapley is 11-for-22 (.500) and 4-for-9 (.444) from the land of three.

San Diego State 62, Fresno State 58

SDSU	MP	FG	3FG	FT	R	F	A TO	B	S	TP
Thomas	*23	0-1	0-0	3-6	3	3	1 2	0	2	3
Leonard	*24	2-9	0-3	1-2	7	3	0 0	1	3	5
White	*35	8-10	0-0	6-6	8	0	1 2	0	1	22
Shelley	*31	5-12	4-8	3-3	6	2	2 4	0	0	17
Gay	*37	2-12	2-9	0-0	6	2	6 1	0	1	6
Carlwell	21	2-2	0-0	0-0	2	2	0 0	0	0	4
Tapley	6	0-2	0-1	0-0	0	2	0 1	0	0	0
Davis	23	2-7	1-4	0-0	2	0	1 2	0	1	5
Team					2					
Totals	200	21-55	7-25	13-17	36	14	11 12	1	8	62

FS	MP	FG	3FG	FT	R	F	A TO	B	S	TP
George	*40	5-11	0-2	2-2	4	2	5 6	0	2	12
Seay	*31	3-10	0-4	2-2	1	5	2 1	1	3	8
Smith	*26	8-11	0-0	0-2	10	2	1 1	1	1	16
Ladd	*39	5-11	4-6	0-0	3	1	2 0	0	1	14
Sperling	*11	1-1	0-0	0-1	1	1	2 0	0	0	2
Shepp	31	1-4	1-4	0-0	5	0	6 4	0	0	3
Golubovic	22	1-3	0-2	1-1	2	4	0 1	0	0	3
Team					3					
Totals	200	24-51	5-18	5-8	29	15	18 14	2	7	58

Halftime: Fresno State 29, San Diego State 25. FG %: Fresno State 47.1, San Diego State 38.2. 3FG%: San Diego State 28.0, Fresno State 27.8. FT%: San Diego State 76.5, Fresno State 62.5. Officials: Randy McCall, Tom O'Neil, Mike Reed. Technicals: None.

Thomas Proving His Worth

San Diego State newcomer and junior Malcolm Thomas has proven to be a solid addition this season. The San Diego City College transfer, by way of Pepperdine, ranks first on the team in blocked shots (5), free throws (13), free-throw attempts (22) and is tied for first with Billy White in field-goal percentage (.625). He also ranks second in points scored (43) and third in scoring average (10.8) and rebounding (6.0).

In the opener vs. UC San Diego, Thomas had a game-high 20 points (8-11 FG), nine rebounds and two blocks and followed it with a team-best 14 points and eight boards at Saint Mary's. Against Santa Clara, Thomas came off the bench to record season highs in assists and blocked shots with three apiece.

Gay Handling the Point Guard Duties Just Fine

With the departure of all-time MWC assist and steals leader Richie Williams, many questioned whether junior D.J. Gay could handle the point guard responsibilities. After four games, the answer is yes.

Gay is currently averaging 4.3 assists, which is up from his 1.7 career mark. Despite having five turnovers against UC San Diego, many of which were mishandled by teammates, Gay dished out a game-high four assists and has a positive assist-to-turnover ratio (1.70) for the season. More impressive is the fact the junior was credited with a team-high three assists and committed just one turnover in a hostile environment at Saint Mary's. On Monday, his solid play continued as he dished out a career-high six assists,

grabbed a personal-best six rebounds and committed just one turnover at Fresno State.

Dominant on the Boards

The Aztecs dominated the glass against UCSD finishing with a 43-28 advantage on the glass. All nine players grabbed at least one rebound, while seven had three or more. Malcolm Thomas led the way with nine and was followed by newcomers Kawhi Leonard (8), Alec Williams (7) and Brian Carlwell (5). Then in its next home game vs. Santa Clara, SDSU outrebounded the Broncos, 45-37, to match the fifth-highest rebound total in Viejas Arena history. The trend continued at Fresno State when the Aztecs owned a 36-29 rebounding edge. With its work on the boards in Fresno, San Diego State improved to 38-11 in its last 49 games when outrebounding its opponent and is 3-0 this year.

Better Late Than Never

Preseason all-MWC pick Billy White and Pepperdine transfer Tyrone Shelley made their regular-season debut at Saint Mary's and both played significant minutes despite coming off the bench.

White, who suffered a wrist injury in the opening days of practice, returned to the court and logged 25 minutes, the third-highest total on the team. Held scoreless in the first half, White came out aggressive in the second and went 5-for-7 from the field en route to 10 points. He was also a beast on the boards picking up seven, which tied Kawhi Leonard for second-most on the squad.

Shelley, meanwhile, returned from a foot injury to play 23 minutes. The sophomore struggled shooting the ball (1-7), but still managed to score six points and contribute six rebounds, two assists and two steals. Both he and White also shared the team lead with one block apiece.

Defense a Priority

Defense has become a staple of San Diego State, especially last season when it set school records for lowest opponent scoring average (59.6) and lowest opponent field-goal percentage (41.0). In fact, the Aztecs finished 2008-09 ranked 15th in Division I in scoring defense.

A new season is here and things are the same for the Scarlet and Black. SDSU held UC San Diego to just 52 points, on 34.4 percent shooting (6-30 3FG; 20.0), and forced 14 turnovers, which led to 17 Aztec points. San Diego State opened the second half by scoring the first 16 points and held UCSD without a point until there was 12:25 remaining in the game.

The story was very similar in the Aztecs' next home outing vs. Santa Clara as they limited the Broncos to only 53 points and forced them into shooting 27.7 percent from the field, including 21.1 percent from beyond the arc (4-19). In fact, SDSU opened the second half on a 20-4 run to open up a 32-point lead, which eventually swelled to 40 on a pair of occasions as the Aztecs cruised into the win column.

Then in the game against Fresno State, San Diego State limited the Bulldogs to 58 points and 27.8 percent from three-point distance. The Aztecs also forced Fresno State into 14 turnovers and held Paul George, its leading scorer, to just 12 points and six turnovers.

Davis Makes Complete Comeback

Toward the end of the 2007-08 season, Kelvin Davis did not feel like himself. After the Aztecs' first-round NIT loss at Florida, Davis was diagnosed with Hodgkin's lymphoma and went through chemotherapy and radiation treatments that extended into the 2008-09 campaign. The illness limited him to just eight games last year and the Waterbury, Conn., native was awarded a sixth season of eligibility by the NCAA.

Against UC San Diego, the 2009 USWBA Most Courageous Award recipient made his comeback complete as he started the season opener and finished as the game's third-leading scorer (10). The starting assignment was his first since Feb. 13, 2008, vs. New Mexico, while his 10-point effort was his first double-figure scoring performance since Feb. 9, 2008, at TCU.

Not in Our House

San Diego State owns one of the top homecourt advantages not only on

the West Coast, but in the entire nation. Since the beginning of the 2005-06 season, the Aztecs are 55-9 in their last 64 home games. Of those nine losses, three were to Pac-10 Conference schools and five were to Mountain West Conference clubs. Only once has a non-Pac-10 or MWC school escaped with a victory (Northern Colorado - Jan. 9, 2008).

SDSU Picked to Finish Second in MWC

San Diego State was picked to finish in second place in the Mountain West Conference 2009-10 preseason media poll released in October during the league's media day in Denver, Colo. Below is the balance of the poll:

Rk.	Team	1st place votes	Total points
1.	Brigham Young	23	215
2.	► San Diego State	1	166
3.	UNLV	-	161
4.	Utah	-	143
5.	New Mexico	-	141
6.	Wyoming	-	89
7.	TCU	-	82
8.	Colorado State	-	58
9.	Air Force	-	25

In conjunction with the announcement of preseason poll results, the MWC released its preseason honors. Junior Billy White was voted to the five-man preseason all-conference team and was joined by TCU's Zvonko Buljan, BYU's Jimmer Fredette and Jonathan Tavernari and Tre'Von Willis of UNLV. The two-time all-MWC performer returns as the team's top returner in scoring average (8.8), field-goal percentage (.663), blocked shots (26) and steals (31). He also returns as the Mountain West leader in field-goal percentage and is among the conference leaders in blocked shots.

Kawhi Leonard, meanwhile, became San Diego State's first Mountain West Preseason Freshman of the Year after a senior season at King High School in Riverside, Calif., that saw him earn Los Angeles Times Player of the Year honors and CalHiSports.com Mr. Basketball State Player of the Year accolades. Leonard, who had at least 20 points and 20 rebounds six times as a senior, averaged 22.6 points, 13.1 rebounds, 3.9 assists and 3.0 blocks, while leading King High to the CIF-Southern Section Division I-AA title, a runner-up finish in the Southern California Regional and a 30-3 overall record. In addition to earning the highest honors from the L.A. Times and CalHiSports.com, Leonard was a CalHiSports.com all-state first-team selection, was one of seven Los Angeles-area players to receive the John R. Wooden High School Player of the Year award (CIF-SS Div. I) and finished the year ranked No. 56 on ESPN's Top 100.

Fisher Extended Through 2012-13

San Diego State University exercised its option on Steve Fisher's two-year contract extension that will keep the men's basketball head coach on Montezuma Mesa through the 2012-13 season, it was announced in September. The two-year option was part of his five-year contract signed in 2006, which was set to expire in 2010-11.

Fisher, who is entering his 11th season at San Diego State, has guided the school to one of the most dramatic turnarounds in NCAA history and has molded the program into one of the most successful programs over the last four seasons.

As the longest-tenured coach in the Mountain West Conference, Fisher has led the Aztecs to postseason play the last four years, a first in SDSU's Division I history, and in six of the last eight campaigns. Fisher has also coached the team to four consecutive 20-win seasons and five overall in his previous 10 years. In 2008-09, San Diego State won a school-record 26 games and advanced to the NIT national semifinals. In the eight seasons prior to his arrival on The Mesa, SDSU averaged just 9.3 wins a year.

At SDSU, Fisher has compiled a record of 173-140 in 10 seasons. He has posted a .500 or better mark in seven of his 10 years after the Aztecs had just one break-even record in the 14 seasons before his arrival. Fisher is currently the third-winningest coach in school history and is just 18 wins shy of moving into second place on the SDSU all-time victory chart.

Interest in program is at an all-time high as the Aztecs averaged 7,023 fans per home game last year, the third-highest total in San Diego State's

Division I history. In fact, SDSU has produced the top-eight season attendance marks in the Division I era under Fisher. On the television side, 200 of 257 San Diego State games have appeared on local, regional or national TV the past eight seasons, an average of 25 televised contests per year during that span.

San Diego State Men's Basketball 2008-09 Preseason Honors

Preseason Rankings

- * First place - *Sporting News College Basketball*
- * Second place - MWC Preseason Media Poll, *Blue Ribbon*, *Athlon Sports*, Doug Gottlieb of ESPN.com
- * Third place - *Lindy's*, *Yahoo! Sports College Basketball*

Other Preseason Recognition

TEAM

- * NCAA Tournament Participant - *Lindy's*, *Sporting News College Basketball*, *Sporting News*, *ESPN The Magazine*
- * NIT Participant - *Athlon Sports*
- * No. 48 on *Sporting News College Basketball's* "Preseason Top 50"
- * "Best group of recruits" - *Lindy's*
- * No. 1 in "Recruiting Rundown" - *Sporting News College Basketball*
- * "Program on the Rise" - *Yahoo! Sports College Basketball*
- * "Stock Report" is up - *Sporting News College Basketball*
- * Four out of five stars in offense, defense and coaching and three out of five stars in rebounding and playmaking in "Power Ratings" - *Sporting News College Basketball*

BILLY WHITE

- * Preseason all-Mountain West Conference - MWC Preseason Media Poll, *Blue Ribbon*, *Sporting News College Basketball*
- * Preseason all-Mountain West Conference first team - *Lindy's*
- * Preseason all-Mountain West Conference second team - *Yahoo! Sports College Basketball*
- * One of MWC's "10 Key Players" - Dana O'Neil of ESPN.com
- * MWC top shooter - *Lindy's*

TIM SHELTON

- * Preseason all-Mountain West Conference second team - *Lindy's*

TYRONE SHELLEY

- * Preseason all-Mountain West Conference first team - *Athlon Sports*
- * "20 Impact Transfers" list - *Athlon Sports*
- * Tabbed a transfer ready to contribute now - Doug Gottlieb of ESPN.com

KAWHI LEONARD

- * Preseason all-Mountain West Conference first team - SLAM ONLINE
- * MWC Preseason Freshman of the Year - MWC Preseason Media Poll
- * One of MWC's "10 Freshmen We Can't Wait to See" - Joel Francisco, Scouts Inc. on ESPN.com
- * One of 10 freshmen ESPN.com's Doug Gottlieb is looking forward to seeing
- * "Freshman of the Year" - SLAM ONLINE
- * No. 48 on "Top 100 Incoming Freshmen: Class of 2009" - *Lindy's*
- * No. 48 on "Top 150 Incoming Freshmen" - *Sporting News College Basketball*
- * "Newcomer who will have the most impact" - *Lindy's*
- * "Likely to see NBA uniform first" - *Lindy's*
- * No. 70 on "2009-10 Recruiting Report" - *Athlon Sports*
- * "Top Freshman" in MWC - *Sporting News College Basketball*
- * "Impact Newcomer" - *Sporting News College Basketball*

MALCOLM THOMAS

- * Newcomer of the Year - *Blue Ribbon*
- * Tabbed a transfer ready to contribute now - Doug Gottlieb of ESPN.com
- * "The JC Jackpot" list - *Lindy's*
- * "Top NBA Prospect" in MWC - *Sporting News College Basketball*
- * All-West team on "Top JUCOs Moving On" list - *Sporting News College*

Basketball

What They're Saying

ON SAN DIEGO STATE

* "Sure San Diego State lost Kyle Spain, Lorenzo Wade and Richie Williams, but after some early-season bumps and hiccups, expect Steve Fisher to have one of the most talented yet least heralded clubs in college basketball. Kelvin Davis should be the team's best shooter as he returns from a season lost to recovering from Hodgkin's lymphoma. And remember the name Kawhi Leonard. He's the best incoming frosh on the West Coast, period. If his attitude holds up, he could have a monster season. Malcolm Thomas played really well in junior college after having a good year as a freshman on a bad Pepperdine club. Tyrone Shelley, another former Pepperdine player, should be a scoring machine, and Brian Carlwell, who never was great at Illinois, is massive and in better shape than he was while playing for Bruce Weber. The Aztecs' fortunes may ride on returners Billy White, who is a great slasher, and point guard D.J. Gay. Gay must beat out scoring point Chase Tapley and keep everyone happy. Everything needs to click, but the Aztecs are loaded." - Doug Gottlieb, ESPN.com (Aug. 18, 2009).

* "San Diego State, Utah, New Mexico and BYU will be the best teams...." - Jay Bilas, ESPN.com (Sept. 8, 2009)

* "The Aztecs won't sneak up on anyone with one of the best recruiting classes in the country...." - Justin Goodrum, SLAM ONLINE

ON KAWHI LEONARD

* "SDSU has several transfers; a couple of former juco players; and Leonard, who one Pac-10 coach told me is better than anyone else who signed in the Pac-10 this year. Simply a killer as a competitor, Kawhi is an undersized 4 who can wear a defense out in the midrange and on the boards. With Malcolm Thomas back putting up big numbers on the wing, Leonard can work both inside and out to do damage." - Doug Gottlieb, ESPN.com (May 21, 2009)

ON SDSU'S TRANSFERS

* "(Tyrone) Shelley is a wing, and (Malcolm) Thomas is a post, and together they formed a clique that left Pepperdine and arrived on the Hill back home in San Diego. Shelley redshirted last season, and Thomas dominated California juco ball, averaging 21 ppg and 12 rpg in preparation for reuniting at Cali's new Transfer U. Steve Fisher has had a ton of success with transfers, and this duo, along with Illinois transfer Brian Carlwell, will make a major impact in the Mountain West." - Doug Gottlieb, ESPN.com (Sept. 22, 2009)

ON SDSU'S RECRUITING CLASS

* "San Diego State signed Kawhi Leonard, who Rivals.com ranked as the No. 8 small forward in the 2009 class. He will join junior college transfer Malcolm Thomas to form a combination that will be expected to contribute immediately." - Jason Scheer, Rivals.com in *Sporting News College Basketball 2009-10*

SDSU Broadcast Roster



0
ALEC WILLIAMS

Forward
6-6, 268, Freshman-HS
San Juan Capistrano, Calif.
JSerra High

PPG: 2.3 RPG: 2.3 APG: 0.7
FG%: 60.0 3FG: 00.0 FT%: 50.0



3
TYRONE SHELLEY

Guard
6-6, 225, Sophomore-TR
San Diego, Calif.
Pepperdine

PPG: 11.7 RPG: 5.3 APG: 1.7
FG%: 34.5 3FG: 40.0 FT%: 60.0



4
MALCOLM THOMAS

Forward
6-9, 215, Junior-JC
San Diego, Calif.
San Diego City College


PPG: 10.8 RPG: 6.0 APG: 1.5
FG%: 62.5 3FG: 00.0 FT%: 59.1



5
BRIAN CARLWELL

Center
6-11, 297, Junior-TR
Maywood, Ill.
Illinois

PPG: 6.3 RPG: 3.5 APG: 0.0
FG%: 64.7 3FG: 00.0 FT%: 75.0



10
BRYAN HORTON

Guard
6-1, 205, Sophomore-1L
Anaheim, Calif.
Canyon High

PPG: 1.3 RPG: 0.7 APG: 0.7
FG%: 50.0 3FG: 00.0 FT%: 00.0



15
KAWHI LEONARD

Forward
6-7, 225, Freshman-HS
Riverside, Calif.
King High


PPG: 6.5 RPG: 8.8 APG: 1.8
FG%: 35.3 3FG: 11.1 FT%: 50.0



20
JASON DEUTCHMAN

Guard
6-6, 220, Junior-1L
Los Angeles, Calif.
Wisconsin-Milwaukee

PPG: 2.0 RPG: 0.5 APG: 0.0
FG%: 100.0 3FG: 00.0 FT%: 100.0



22
CHASE TAPLEY

Guard
6-2, 205, Freshman-HS
Sacramento, Calif.
Sacramento High


PPG: 6.5 RPG: 1.5 APG: 1.3
FG%: 50.0 3FG: 44.4 FT%: 00.0



23
D.J. GAY

Guard
6-0, 167, Junior-2L
Sun Valley, Calif.
Poly High

PPG: 8.3 RPG: 3.3 APG: 4.3
FG%: 30.8 3FG: 21.1 FT%: 83.3



24
TIM SHELTON

Forward
6-7, 248, Sophomore-1L
Fresno, Calif.
Clovis West High

PPG: -- RPG: -- APG: --
FG%: -- 3FG: -- FT%: --



32
BILLY WHITE

Forward
6-8, 235, Junior-2L
Las Vegas, Nev.
Green Valley High

PPG: 16.3 RPG: 7.7 APG: 0.7
FG%: 62.5 3FG: 00.0 FT%: 60.0



40
KELVIN DAVIS

Guard
6-3, 220, Senior-1L
Waterbury, Conn.
College of Southern Idaho

PPG: 7.8 RPG: 2.3 APG: 1.0
FG%: 47.8 3FG: 46.7 FT%: 66.7



Head Coach
STEVE FISHER

- -19th full season as head coach • 360-223
- -11th year at San Diego State • 176-141
- -1989 NCAA champion
- -3 NCAA Championship game appearances
- -9 NCAA Tournament appearances
- -15 postseason appearances

San Diego State Coaches and Staff

Brian Dutcher, assistant head coach
Justin Hutson, assistant coach
Mark Fisher, assistant coach
Matt Soria, director of basketball operations
David Velasquez, dir. of player development
Mark Haines, athletic trainer



Game 1

San Diego State 77
UC San Diego 52

Nov. 14, 2009 ♦ San Diego, Calif.
Viejas Arena ♦ Att.: 5,520

SAN DIEGO - San Diego State overcame a sluggish first-half showing and shot nearly 65 percent from the field in the second half to defeat UC San Diego, 77-52, in the Aztecs' season opener.

Newcomer Malcolm Thomas carried San Diego State on this afternoon with his 20 points on 8-of-11 shooting, nine rebounds and two blocks. Fellow newcomer Chase Tapley, meanwhile, finished with 11 points and Kelvin Davis had 10 in a starting role.

Despite shooting 53.8 percent in the first half, the Aztecs were nursing a 31-28 lead at halftime mainly due to their 12 turnovers and 2-for-8 performance at the free-throw line.

In the second half, it was a significantly different story as San Diego State came out on fire, scoring the first 16 points to increase its lead to 19.

With the game comfortably in hand, the Aztecs went on another scoring binge, this time an 11-3 run, to move ahead by 23 with less than four minutes left and eventually cruised to the finish line.

For the game, SDSU shot 59.3 percent from the field, including 64.3 percent in the second half, and outrebounded the Tritons, 43-28. The Aztecs also dominated points in the paint (46-16) and fast-break points (10-0).

UC San Diego was led by Tyler Acevedo, who had 14 points off the bench. Jordan Lawley finished with nine points, while Casey Ryan added eight points and eight rebounds.

UCSD	MP	FG	3FG	FT	R	F	A TO	B	S	TP
Krizman	*15	0-2	0-1	2-2	2	1	0 0	0	1	2
Hatch	*17	0-4	0-0	0-2	2	2	0 2	0	0	0
Wey	*23	2-6	1-4	0-1	2	1	2 3	0	1	5
Lawley	*22	4-11	1-7	0-2	1	3	0 3	0	1	9
Ryan	*27	4-6	0-1	0-0	8	1	4 2	0	0	8
Tarabilida	*16	1-2	0-1	0-0	1	1	1 1	0	0	2
Alvari	4	0-1	0-0	0-0	0	0	0 0	0	0	0
Brue	17	3-7	0-0	0-0	3	1	0 1	0	0	6
Acevedo	24	5-17	4-15	0-0	2	0	1 0	0	1	14
McGrath	2	0-0	0-0	0-0	0	0	0 0	0	0	0
Porter	2	0-0	0-0	0-0	0	0	0 0	0	0	0
Browning	16	1-3	0-0	0-0	2	1	0 0	0	1	2
Bohanan	8	1-3	0-1	0-0	0	4	2 0	0	1	2
Wheeler	7	1-2	0-0	0-0	2	1	0 2	0	0	2
Team					3					
Totals	200	22-64	6-30	2-7	28	16	10 14	0	6	52

SDSU	MP	FG	3FG	FT	R	F	A TO	B	S	TP
Thomas	*29	8-11	0-0	4-8	9	2	1 5	2	1	20
Carlwell	*27	4-7	0-0	1-2	5	0	0 0	1	2	9
Leonard	*28	4-7	0-0	0-0	8	1	3 6	0	1	8
Gay	*30	2-7	0-3	1-2	4	2	4 5	0	2	5
Davis	*25	3-5	2-4	2-3	3	1	3 2	0	1	10
Williams	21	3-4	0-0	0-0	7	3	1 1	0	0	6
Horton	12	2-4	0-0	0-3	1	1	1 0	0	0	4
Deutchman	3	1-1	0-0	2-2	1	0	0 0	0	0	4
Tapley	25	5-8	1-2	0-0	3	1	3 1	0	2	11
Team					2					
Totals	200	32-54	3-9	10-20	43	11	16 20	3	9	77

Halftime: San Diego State 31, UC San Diego 28. **FG %:** San Diego State 59.3, UC San Diego 34.4. **3FG%:** San Diego State 33.3, UC San Diego 20.0. **FT%:** San Diego State 50.0, UC San Diego 28.6. **Officials:** Bill Gracey, Tony Padilla, Casey McClellan. **Technical:** None.



Game 2

Saint Mary's 80
San Diego State 58

Nov. 16, 2009 ♦ Moraga, Calif.
McKeon Pavilion ♦ Att.: 2,774

MORAGA, Calif. - San Diego State dropped an 80-58 decision at Saint Mary's in what could have been the latest tip time in school history, 11 p.m. PT, as the Aztecs and Gaels participated in ESPN's College Hoops Tip-Off Marathon.

SDSU opened the game with a 1-0 lead on a free throw by Malcolm Thomas and never led again as Saint Mary's and more specifically, Mickey McConnell, came out on fire and never looked back.

McConnell went 5-for-5 from three-point range in the first half alone to lead a Gael attack that featured three players with eight points or more at halftime. McConnell finished the half with 17 points, while Matthew Dellavedova and Omar Samhan each had eight. Samhan also had 12 boards as his team enjoyed a 42-21 lead at the break.

With a steep hill to climb, San Diego State chipped away at the lead and came within 12 points with 7:34 to go after Thomas and Billy White took over the game. The duo scored all of SDSU's 14 points in a six-plus minute stretch, with White scoring 10 of the 14.

But like most of the game, the Gaels had an answer for the Aztecs and responded with a 14-3 run to increase their lead to 23 with 3:24 to go to effectively put the game away.

Thomas finished with 14 points and eight rebounds, while White and D.J. Gay each had 10. For Saint Mary's, McConnell had a game-high 24 points and seven assists. Dellavedova and Samhan, meanwhile, had 17 apiece with Samhan adding 16 rebounds, four assists and five blocked shots.

SDSU	MP	FG	3FG	FT	R	F	A TO	B	S	TP
Thomas	*33	4-7	0-0	6-8	8	3	1 4	0	0	14
Carlwell	*18	2-3	0-0	2-2	1	1	0 0	0	1	6
Leonard	*22	2-9	0-2	0-0	7	4	0 2	0	1	4
Gay	*34	3-9	2-3	2-2	1	1	3 1	0	1	10
Davis	*21	2-3	1-1	0-0	2	2	0 1	0	0	5
Williams	4	0-1	0-1	0-0	0	0	0 0	0	0	0
Shelley	23	1-7	0-1	4-6	6	0	2 3	1	2	6
Horton	2	0-0	0-0	0-0	0	0	0 0	0	0	0
Tapley	18	1-6	1-4	0-0	1	1	1 0	0	1	3
White	25	5-11	0-0	0-2	7	4	0 3	1	0	10
Team					3					
Totals	200	20-56	4-12	14-20	36	16	7 14	2	6	58

SMS	MP	FG	3FG	FT	R	F	A TO	B	S	TP
Dellavedova	*32	5-12	3-9	4-4	4	2	3 3	0	3	17
Allen	*19	3-3	1-1	0-0	3	3	0 2	1	0	7
Hunter	*29	1-8	0-2	0-2	2	2	1 1	0	0	2
McConnell	*38	8-14	6-8	2-2	2	0	7 1	0	3	24
Samhan	*33	6-14	0-0	5-7	16	1	4 2	5	1	17
Page	2	1-1	1-1	0-0	0	0	0 0	0	0	3
Young	18	0-1	0-0	0-0	5	5	0 0	3	1	0
Steindl	18	2-6	2-6	0-0	1	4	1 1	0	0	6
Levesque	2	0-1	0-1	0-0	0	0	0 0	0	0	0
Anderson	2	0-1	0-0	0-0	0	0	0 0	0	0	0
Williams	8	2-4	0-1	0-0	5	1	1 0	1	1	4
Team					2					
Totals	200	28-65	13-29	11-15	40	18	17 10	10	9	80

Halftime: Saint Mary's 42, San Diego State 21. **FG %:** Saint Mary's 43.1, San Diego State 35.7. **3FG%:** Saint Mary's 44.8, San Diego State 33.3. **FT%:** Saint Mary's 73.3, San Diego State 70.0. **Officials:** Mike Reed, Frank Harvey, Bruce Hicks. **Technical:** None.



Game 3

San Diego State 86
Santa Clara 53

Nov. 19, 2009 ♦ San Diego, Calif.
Viejas Arena ♦ Att.: 5,401

SAN DIEGO - San Diego State was a completely different team from its performance in its previous game at Saint Mary's as the Aztecs thoroughly dominated Santa Clara, 86-53, in the first game of the West Coast Classic.

Five players scored in double figures and were led by Billy White's 17. D.J. Gay, Tyrone Shelley and Chase Tapley each had 12, while Kelvin Davis had 11. Kawhi Leonard, meanwhile, narrowly posted a double-double after finishing with nine points and a career-high 13 rebounds.

The game was a tight affair with the margin never rising above four points for the first 10-and-a-half minutes. But a 17-0 Aztec run opened the game up and soon SDSU found itself ahead by 17 with six minutes to play in the first half. The Aztecs wound up going into the locker room up 38-22.

In the second period, both teams traded a pair of buckets with Gay knocking down San Diego State's second field goal. The junior's basket spurred what would be the deciding run as the Aztecs ran off 18 straight points and 23 of the next 25 to pull ahead, 61-28 with 11:34 remaining in regulation.

Nearly seven minutes later, SDSU enjoyed the first of its two 40-point leads after Gay connected on a jumper. The second 40-point advantage came with 3:55 left in the game when Tapley knocked down a three off a feed from Bryan Horton.

In the final minutes, Santa Clara outscored the Aztecs, 11-4, to provide the final margin.

While San Diego State had five players score in double figures, Santa Clara had three, led by Niyi Harrison's 14.

SCU	MP	FG	3FG	FT	R	F	A TO	B	S	TP
Dowdell	*25	1-3	0-0	4-4	6	3	1 0	1	2	6
Trasolini	*31	5-14	0-2	0-0	8	3	0 4	2	0	10
Payne	*32	2-9	0-0	3-3	5	1	3 3	1	4	7
Smith	*29	0-12	0-4	2-2	3	3	3 3	0	0	2
Cowels	*31	4-14	3-10	0-0	3	1	2 5	0	1	11
Alexander	11	0-0	0-0	0-1	0	1	1 1	0	0	0
Santos	15	1-2	1-1	0-0	1	2	0 2	0	0	3
Harrison	23	5-9	0-0	4-6	7	0	0 1	0	0	14
Bach	3	0-2	0-2	0-0	0	0	0 0	0	0	0
Team					4					
Totals	200	18-65	4-19	13-16	37	14	10 19	4	7	53

SDSU	MP	FG	3FG	FT	R	F	A TO	B	S	TP
Carlwell	*19	3-5	0-0	0-0	6	5	0 4	0	1	6
Leonard	*28	4-9	1-4	0-0	13	1	4 1	0	2	9
White	*26	7-11	0-0	3-7	8	2	1 0	1	2	17
Gay	*28	5-11	0-4	2-2	2	1	4 3	0	3	12
Davis	*16	4-8	3-6	0-0	2	3	0 1	1	1	11
Williams	12	0-1	0-0	1-2	0	2	1 0	0	0	1
Shelley	21	4-10	2-6	2-6	4	3	1 1	1	1	12
Thomas	20	3-5	0-0	0-0	4	0	3 1	3	0	6
Horton	4	0-0	0-0	0-0	1	0	1 0	1	0	0
Deutchman	4	0-0	0-0	0-0	0	1	0 0	0	0	0
Tapley	22	5-6	2-2	0-0	2	1	1 1	0	0	12
Team					3					
Totals	200	35-66	8-22	8-17	45	19	16 14	6	11	86

Halftime: San Diego State 38, Santa Clara 22. **FG %:** San Diego State 53.0, Santa Clara 27.7. **3FG%:** San Diego State 36.4, Santa Clara 21.1. **FT%:** Santa Clara 81.3, San Diego State 47.1. **Officials:** David Hall, Mark Reischling, Larry Spaulding. **Technical:** None.



Game 4

San Diego State 62 Fresno State 58

Nov. 23, 2009 ♦ Fresno, Calif.
Save Mart Center ♦ Att.: 8,041

FRESNO, Calif. - SDSU stayed perfect in West Coast Classic action and earned its first road victory of the season with its 62-58 win over Fresno State.

Billy White continued his stellar play of late by connecting on 8-of-10 field goals en route to a season-high 22 points, with 18 coming in the second half. The junior also grabbed a team-best eight rebounds, including six on the offensive end. Tyrone Shelley, meanwhile, contributed 17 points and six rebounds.

In the first half, it looked as if the Aztecs would run away with the game, jumping out to an 8-0 lead. That proved to be not the case as the Bulldogs methodically chipped away and pulled even at 16 with 9:40 left in the period thanks to eight straight Fresno State points, including a pair of three-pointers by Mike Ladd.

Soon after the Bulldogs evened the score, SDSU answered with a 7-2 run to pull ahead by five, but Fresno State outscored the visitors, 11-2, to go into the half up, 29-25.

Right out of the gate in the second half, Sylvester Seay gave the Bulldogs their biggest lead of the game at 31-25. The Aztecs, however, hung around and took a 35-33 lead after Shelley made a three. The game was back-and-forth for the rest of the half with neither team enjoying a lead of more than five points.

With under a minute to play in regulation, the game was tied at 58, but all that changed as White continued to punish the Bulldogs on the offensive glass. After a D.J. Gay miss, White grabbed the rebound and was fouled on the putback. The junior knocked down both attempts, giving SDSU a 60-58 lead. After a Fresno State miss on the other end, the Bulldogs were forced to foul Shelley, who calmly made both free throws with under three seconds to play to give the Aztecs the win.

SDSU	MP	FG	3FG	FT	R	F	A	TO	B	S	TP
Thomas	*23	0-1	0-0	3-6	3	3	1	2	0	2	3
Leonard	*24	2-9	0-3	1-2	7	3	0	0	1	3	5
White	*35	8-10	0-0	6-6	8	0	1	2	0	1	22
Shelley	*31	5-12	4-8	3-3	6	2	2	4	0	0	17
Gay	*37	2-12	2-9	0-0	6	2	6	1	0	1	6
Carlwell	21	2-2	0-0	0-0	2	2	0	0	0	0	4
Tapley	6	0-2	0-1	0-0	0	2	0	1	0	0	0
Davis	23	2-7	1-4	0-0	2	0	1	2	0	1	5
Team					2						
Totals	200	21-55	7-25	13-17	36	14	11	12	1	8	62

FS	MP	FG	3FG	FT	R	F	A	TO	B	S	TP
George	*40	5-11	0-2	2-2	4	2	5	6	0	2	12
Seay	*31	3-10	0-4	2-2	1	5	2	1	1	3	8
Smith	*26	8-11	0-0	0-2	10	2	1	1	1	1	16
Ladd	*39	5-11	4-6	0-0	3	1	2	0	0	1	14
Sperling	*11	1-1	0-0	0-1	1	1	2	0	0	0	2
Shepp	31	1-4	1-4	0-0	5	0	6	4	0	0	3
Golubovic	22	1-3	0-2	1-1	2	4	0	1	0	0	3
Team					3						
Totals	200	24-51	5-18	5-8	29	15	18	14	2	7	58

Halftime: Fresno State 29, San Diego State 25. **FG %:** Fresno State 47.1, San Diego State 38.2. **3FG%:** San Diego State 28.0, Fresno State 27.8. **FT%:** San Diego State 76.5, Fresno State 62.5. **Officials:** Randy McCall, Tom O'Neil, Mike Reed. **Technical:** None.

THE STAT CREW SYSTEM
SAN DIEGO STATE Combined Team Statistics (as of Nov 23, 2009)
All games

RECORD:	OVERALL	HOME	AWAY	NEUTRAL
ALL GAMES	3-1	2-0	1-1	0-0
CONFERENCE	0-0	0-0	0-0	0-0
NON-CONFERENCE	3-1	2-0	1-1	0-0

#	Player	gp-gs	min	avg	Total		3-Point		F-Throw		Rebounds				pf	dq	a	to	blk	stl	pts	avg
					fg-fga	fg%	3fg-fga	3fg%	ft-fa	ft%	off	def	tot	avg								
32	WHITE, Billy	3-2	86	28.7	20-32	.625	0-0	.000	9-15	.600	14	9	23	7.7	6	0	2	5	2	3	49	16.3
04	THOMAS, Malcolm	4-3	105	26.3	15-24	.625	0-0	.000	13-22	.591	11	13	24	6.0	8	0	6	12	5	3	43	10.8
03	SHELLEY, Tyrone	3-1	75	25.0	10-29	.345	6-15	.400	9-15	.600	5	11	16	5.3	5	0	5	8	2	4	35	11.7
23	GAY, D.J.	4-4	129	32.2	12-39	.308	4-19	.211	5-6	.833	2	11	13	3.3	6	0	17	10	0	7	33	8.3
40	DAVIS, Kelvin	4-3	85	21.3	11-23	.478	7-15	.467	2-3	.667	3	6	9	2.3	6	0	4	6	1	3	31	7.8
15	LEONARD, Kawhi	4-4	102	25.5	12-34	.353	1-9	.111	1-2	.500	7	28	35	8.8	9	0	7	9	1	7	26	6.5
22	TAPLEY, Chase	4-0	71	17.8	11-22	.500	4-9	.444	0-0	.000	2	4	6	1.5	5	0	5	3	0	3	26	6.5
05	CARLWELL, Brian	4-3	85	21.3	11-17	.647	0-0	.000	3-4	.750	5	9	14	3.5	8	1	0	4	1	4	25	6.3
00	WILLIAMS, Alec	3-0	37	12.3	3-6	.500	0-1	.000	1-2	.500	1	6	7	2.3	5	0	2	1	0	0	7	2.3
10	HORTON, Bryan	3-0	18	6.0	2-4	.500	0-0	.000	0-3	.000	1	1	2	0.7	1	0	2	1	0	0	4	1.3
20	DEUTCHMAN, Jason	2-0	7	3.5	1-1	1.000	0-0	.000	2-2	1.000	0	1	1	0.5	1	0	0	0	0	0	4	2.0
Team											3	7	10				1					
Total.....		4	800		108-231	.468	22-68	.324	45-74	.608	54	106	160	40.0	60	1	50	60	12	34	283	70.8
Opponents.....		4	800		92-245	.376	28-96	.292	31-46	.674	52	82	134	33.5	63	-	55	57	16	29	243	60.8

TEAM STATISTICS	SDSU	OPP	Date	Opponent	Score	Att.
SCORING	283	243	11-14-09	UC SAN DIEGO	W 77-52	5520
Points per game	70.8	60.8	11-16-09	at SAINT MARY'S (CA)	L 58-80	2774
Scoring margin	+10.0	-	11-19-09	SANTA CLARA	W 86-53	5401
FIELD GOALS-ATT	108-231	92-245	11-23-09	at FRESNO STATE	W 62-58	8041
Field goal pct	.468	.376	* - Conference game			
3 POINT FG-ATT	22-68	28-96				
3-point FG pct	.324	.292				
3-pt FG made per game	5.5	7.0				
FREE THROWS-ATT	45-74	31-46				
Free throw pct	.608	.674				
F-Throws made per game	11.3	7.8				
REBOUNDS	160	134				
Rebounds per game	40.0	33.5				
Rebounding margin	+6.5	-				
ASSISTS	50	55				
Assists per game	12.5	13.8				
TURNOVERS	60	57				
Turnovers per game	15.0	14.3				
Turnover margin	-0.7	-				
Assist/turnover ratio	0.8	1.0				
STEALS	34	29				
Steals per game	8.5	7.3				
BLOCKS	12	16				
Blocks per game	3.0	4.0				
ATTENDANCE	10921	10815				
Home games-Avg/Game	2-5460	2-5408				
Neutral site-Avg/Game	-	0-0				

Score by Periods	1st	2nd	Totals
SAN DIEGO STATE	115	168	283
Opponents	121	122	243

THE STAT CREW SYSTEM
SAN DIEGO STATE Combined Team Statistics (as of Nov 24, 2009)
Home games

RECORD:	OVERALL	HOME	AWAY	NEUTRAL
ALL GAMES	2-0	2-0	0-0	0-0
CONFERENCE	0-0	0-0	0-0	0-0
NON-CONFERENCE	2-0	2-0	0-0	0-0

#	Player	gp-gs	min	avg	Total		3-Point		F-Throw		Rebounds				pf	dq	a	to	blk	stl	pts	avg
					fg-fga	fg%	3fg-fga	3fg%	ft-fa	ft%	off	def	tot	avg								
04	THOMAS, Malcolm	2-1	49	24.5	11-16	.688	0-0	.000	4-8	.500	6	7	13	6.5	2	0	4	6	5	1	26	13.0
22	TAPLEY, Chase	2-0	47	23.5	10-14	.714	3-4	.750	0-0	.000	2	3	5	2.5	2	0	4	2	0	2	23	11.5
40	DAVIS, Kelvin	2-2	41	20.5	7-13	.538	5-10	.500	2-3	.667	1	4	5	2.5	4	0	3	3	1	2	21	10.5
23	GAY, D.J.	2-2	58	29.0	7-18	.389	0-7	.000	3-4	.750	0	6	6	3.0	3	0	8	8	0	5	17	8.5
15	LEONARD, Kawhi	2-2	56	28.0	8-16	.500	1-4	.250	0-0	.000	4	17	21	10.5	2	0	7	7	0	3	17	8.5
32	WHITE, Billy	1-1	26	26.0	7-11	.636	0-0	.000	3-7	.429	4	4	8	8.0	2	0	1	0	1	2	17	17.0
05	CARLWELL, Brian	2-2	46	23.0	7-12	.583	0-0	.000	1-2	.500	5	6	11	5.5	5	1	0	4	1	3	15	7.5
03	SHELLEY, Tyrone	1-0	21	21.0	4-10	.400	2-6	.333	2-6	.333	0	4	4	4.0	3	0	1	1	1	2	12	12.0
00	WILLIAMS, Alec	2-0	33	16.5	3-5	.600	0-0	.000	1-2	.500	1	6	7	3.5	5	0	2	1	0	0	7	3.5
10	HORTON, Bryan	2-0	16	8.0	2-4	.500	0-0	.000	0-3	.000	1	1	2	1.0	1	0	2	1	0	0	4	2.0
20	DEUTCHMAN, Jason	2-0	7	3.5	1-1	1.000	0-0	.000	2-2	1.000	0	1	1	0.5	1	0	0	0	0	0	4	2.0
Team											3	2	5				1					
Total.....		2	400		67-120	.558	11-31	.355	18-37	.486	27	61	88	44.0	30	1	32	34	9	20	163	81.5
Opponents.....		2	400		40-129	.310	10-49	.204	15-23	.652	29	36	65	32.5	30	-	20	33	4	13	105	52.5

TEAM STATISTICS	SDSU	OPP	Date	Opponent	Score	Att.
SCORING	163	105	11-14-09	UC SAN DIEGO	w 77-52	5520
Points per game	81.5	52.5	11-19-09	SANTA CLARA	w 86-53	5401
Scoring margin	+29.0	-	* - Conference game			
FIELD GOALS-ATT	67-120	40-129				
Field goal pct	.558	.310				
3 POINT FG-ATT	11-31	10-49				
3-point FG pct	.355	.204				
3-pt FG made per game	5.5	5.0				
FREE THROWS-ATT	18-37	15-23				
Free throw pct	.486	.652				
F-Throws made per game	9.0	7.5				
REBOUNDS	88	65				
Rebounds per game	44.0	32.5				
Rebounding margin	+11.5	-				
ASSISTS	32	20				
Assists per game	16.0	10.0				
TURNOVERS	34	33				
Turnovers per game	17.0	16.5				
Turnover margin	-0.5	-				
Assist/turnover ratio	0.9	0.6				
STEALS	20	13				
Steals per game	10.0	6.5				
BLOCKS	9	4				
Blocks per game	4.5	2.0				
ATTENDANCE	10921	0				
Home games-Avg/Game	2-5460	0-0				
Neutral site-Avg/Game	-	0-0				

Score by Periods	1st	2nd	Totals
SAN DIEGO STATE	69	94	163
Opponents	50	55	105

THE STAT CREW SYSTEM
SAN DIEGO STATE Combined Team Statistics (as of Nov 24, 2009)
Away games

RECORD:	OVERALL	HOME	AWAY	NEUTRAL
ALL GAMES	1-1	0-0	1-1	0-0
CONFERENCE	0-0	0-0	0-0	0-0
NON-CONFERENCE	1-1	0-0	1-1	0-0

#	Player	gp-gs	min	avg	Total		3-Point		F-Throw		Rebounds				pf	dq	a	to	blk	stl	pts	avg
					fg-fga	fg%	3fg-fga	3fg%	ft-fa	ft%	off	def	tot	avg								
32	WHITE, Billy	2-1	60	30.0	13-21	.619	0-0	.000	6-8	.750	10	5	15	7.5	4	0	1	5	1	1	32	16.0
03	SHELLEY, Tyrone	2-1	54	27.0	6-19	.316	4-9	.444	7-9	.778	5	7	12	6.0	2	0	4	7	1	2	23	11.5
04	THOMAS, Malcolm	2-2	56	28.0	4-8	.500	0-0	.000	9-14	.643	5	6	11	5.5	6	0	2	6	0	2	17	8.5
23	GAY, D.J.	2-2	71	35.5	5-21	.238	4-12	.333	2-2	1.000	2	5	7	3.5	3	0	9	2	0	2	16	8.0
40	DAVIS, Kelvin	2-1	44	22.0	4-10	.400	2-5	.400	0-0	.000	2	2	4	2.0	2	0	1	3	0	1	10	5.0
05	CARLWELL, Brian	2-1	39	19.5	4-5	.800	0-0	.000	2-2	1.000	0	3	3	1.5	3	0	0	0	0	1	10	5.0
15	LEONARD, Kawhi	2-2	46	23.0	4-18	.222	0-5	.000	1-2	.500	3	11	14	7.0	7	0	0	2	1	4	9	4.5
22	TAPLEY, Chase	2-0	24	12.0	1-8	.125	1-5	.200	0-0	.000	0	1	1	0.5	3	0	1	1	0	1	3	1.5
00	WILLIAMS, Alec	1-0	4	4.0	0-1	.000	0-1	.000	0-0	.000	0	0	0	0.0	0	0	0	0	0	0	0	0.0
10	HORTON, Bryan	1-0	2	2.0	0-0	.000	0-0	.000	0-0	.000	0	0	0	0.0	0	0	0	0	0	0	0	0.0
Team											0	5	5									
Total.....		2	400		41-111	.369	11-37	.297	27-37	.730	27	45	72	36.0	30	0	18	26	3	14	120	60.0
Opponents.....		2	400		52-116	.448	18-47	.383	16-23	.696	23	46	69	34.5	33	-	35	24	12	16	138	69.0

TEAM STATISTICS	SDSU	OPP	Date	Opponent	Score	Att.
SCORING	120	138	11-16-09	at SAINT MARY'S (CA)	L 58-80	2774
Points per game	60.0	69.0	11-23-09	at FRESNO STATE	W 62-58	8041
Scoring margin	-9.0	-	* - Conference game			
FIELD GOALS-ATT	41-111	52-116				
Field goal pct	.369	.448				
3 POINT FG-ATT	11-37	18-47				
3-point FG pct	.297	.383				
3-pt FG made per game	5.5	9.0				
FREE THROWS-ATT	27-37	16-23				
Free throw pct	.730	.696				
F-Throws made per game	13.5	8.0				
REBOUNDS	72	69				
Rebounds per game	36.0	34.5				
Rebounding margin	+1.5	-				
ASSISTS	18	35				
Assists per game	9.0	17.5				
TURNOVERS	26	24				
Turnovers per game	13.0	12.0				
Turnover margin	-1.0	-				
Assist/turnover ratio	0.7	1.5				
STEALS	14	16				
Steals per game	7.0	8.0				
BLOCKS	3	12				
Blocks per game	1.5	6.0				
ATTENDANCE	0	10815				
Home games-Avg/Game	0-0	2-5408				
Neutral site-Avg/Game	-	0-0				

Score by Periods	1st	2nd	Totals
SAN DIEGO STATE	46	74	120
Opponents	71	67	138

THE STAT CREW SYSTEM
SAN DIEGO STATE Game-by-Game Highs (as of Nov 24, 2009)
All games

Opponent	Date	Score	Points	Rebounds	Assists	Steals	Blocked shots
UC SAN DIEGO	11-14-09	77-52	20-THOMAS, Malcolm	9-THOMAS, Malcolm	4-GAY, D.J.	2-CARLWELL, Brian TAPLEY, Chase GAY, D.J.	2-THOMAS, Malcolm
at SAINT MARY'S (CA)	11-16-09	58-80	14-THOMAS, Malcolm	8-THOMAS, Malcolm	3-GAY, D.J.	2-SHELLEY, Tyrone	1-SHELLEY, Tyrone WHITE, Billy
SANTA CLARA	11-19-09	86-53	17-WHITE, Billy	13-LEONARD, Kawhi	4-LEONARD, Kawhi GAY, D.J.	3-GAY, D.J.	3-THOMAS, Malcolm
at FRESNO STATE	11-23-09	62-58	22-WHITE, Billy	8-WHITE, Billy	6-GAY, D.J.	3-LEONARD, Kawhi	1-LEONARD, Kawhi

THE STAT CREW SYSTEM
SAN DIEGO STATE Team High/Low Analysis (as of Nov 24, 2009)
All games

SAN DIEGO STATE - TEAM GAME HIGHS

POINTS	86		SANTA CLARA (11-19-09)
	77		UC SAN DIEGO (11-14-09)
	62		at FRESNO STATE (11-23-09)
	58		at SAINT MARY'S (CA) (11-16-09)
FIELD GOALS MADE	35		SANTA CLARA (11-19-09)
	32		UC SAN DIEGO (11-14-09)
FIELD GOAL ATTEMPTS	66		SANTA CLARA (11-19-09)
	56		at SAINT MARY'S (CA) (11-16-09)
FIELD GOAL PERCENTAGE	.593	(32-54)	UC SAN DIEGO (11-14-09)
	.530	(35-66)	SANTA CLARA (11-19-09)
3 PT FIELD GOALS MADE	8		SANTA CLARA (11-19-09)
	7		at FRESNO STATE (11-23-09)
3 PT FG ATTEMPTS	25		at FRESNO STATE (11-23-09)
	22		SANTA CLARA (11-19-09)
3 PT FG PERCENTAGE	.364	(8-22)	SANTA CLARA (11-19-09)
	.333	(4-12)	at SAINT MARY'S (CA) (11-16-09)
	.333	(3-9)	UC SAN DIEGO (11-14-09)
FREE THROWS MADE	14		at SAINT MARY'S (CA) (11-16-09)
	13		at FRESNO STATE (11-23-09)
FREE THROW ATTEMPTS	20		at SAINT MARY'S (CA) (11-16-09)
	20		UC SAN DIEGO (11-14-09)
FREE THROW PERCENTAGE	.765	(13-17)	at FRESNO STATE (11-23-09)
	.700	(14-20)	at SAINT MARY'S (CA) (11-16-09)
REBOUNDS	45		SANTA CLARA (11-19-09)
	43		UC SAN DIEGO (11-14-09)
ASSISTS	16		SANTA CLARA (11-19-09)
	16		UC SAN DIEGO (11-14-09)
STEALS	11		SANTA CLARA (11-19-09)
	9		UC SAN DIEGO (11-14-09)
BLOCKED SHOTS	6		SANTA CLARA (11-19-09)
	3		UC SAN DIEGO (11-14-09)
TURNOVERS	20		UC SAN DIEGO (11-14-09)
	14		SANTA CLARA (11-19-09)
	14		at SAINT MARY'S (CA) (11-16-09)
FOULS	19		SANTA CLARA (11-19-09)
	16		at SAINT MARY'S (CA) (11-16-09)

THE STAT CREW SYSTEM
SAN DIEGO STATE High/Low Analysis (as of Nov 24, 2009)
All games

Opponent - GAME HIGHS

POINTS	80	at SAINT MARY'S (CA) (11-16-09)
	58	at FRESNO STATE (11-23-09)
FIELD GOALS MADE	53	SANTA CLARA (11-19-09)
	52	UC SAN DIEGO (11-14-09)
FIELD GOAL ATTEMPTS	28	at SAINT MARY'S (CA) (11-16-09)
	24	at FRESNO STATE (11-23-09)
FIELD GOAL PERCENTAGE	.471 (24-51)	at FRESNO STATE (11-23-09)
	.431 (28-65)	at SAINT MARY'S (CA) (11-16-09)
3 PT FIELD GOALS MADE	13	at SAINT MARY'S (CA) (11-16-09)
	6	UC SAN DIEGO (11-14-09)
3 PT FG ATTEMPTS	30	UC SAN DIEGO (11-14-09)
	29	at SAINT MARY'S (CA) (11-16-09)
3 PT FG PERCENTAGE	.448 (13-29)	at SAINT MARY'S (CA) (11-16-09)
	.278 (5-18)	at FRESNO STATE (11-23-09)
FREE THROWS MADE	13	SANTA CLARA (11-19-09)
	11	at SAINT MARY'S (CA) (11-16-09)
FREE THROW ATTEMPTS	16	SANTA CLARA (11-19-09)
	15	at SAINT MARY'S (CA) (11-16-09)
FREE THROW PERCENTAGE	.813 (13-16)	SANTA CLARA (11-19-09)
	.733 (11-15)	at SAINT MARY'S (CA) (11-16-09)
REBOUNDS	40	at SAINT MARY'S (CA) (11-16-09)
	37	SANTA CLARA (11-19-09)
ASSISTS	18	at FRESNO STATE (11-23-09)
	17	at SAINT MARY'S (CA) (11-16-09)
STEALS	9	at SAINT MARY'S (CA) (11-16-09)
	7	at FRESNO STATE (11-23-09)
BLOCKED SHOTS	7	SANTA CLARA (11-19-09)
	10	at SAINT MARY'S (CA) (11-16-09)
TURNOVERS	4	SANTA CLARA (11-19-09)
	19	SANTA CLARA (11-19-09)
FOULS	14	at FRESNO STATE (11-23-09)
	14	UC SAN DIEGO (11-14-09)
FOULS	18	at SAINT MARY'S (CA) (11-16-09)
	16	UC SAN DIEGO (11-14-09)

THE STAT CREW SYSTEM
SAN DIEGO STATE High/Low Analysis (as of Nov 24, 2009)
All games

SAN DIEGO STATE - GAME LOWS

POINTS	58	at SAINT MARY'S (CA) (11-16-09)
	62	at FRESNO STATE (11-23-09)
	77	UC SAN DIEGO (11-14-09)
FIELD GOALS MADE	86	SANTA CLARA (11-19-09)
	20	at SAINT MARY'S (CA) (11-16-09)
FIELD GOAL ATTEMPTS	21	at FRESNO STATE (11-23-09)
	54	UC SAN DIEGO (11-14-09)
FIELD GOAL PERCENTAGE	55	at FRESNO STATE (11-23-09)
	.357 (20-56)	at SAINT MARY'S (CA) (11-16-09)
3 PT FIELD GOALS MADE	.382 (21-55)	at FRESNO STATE (11-23-09)
	3	UC SAN DIEGO (11-14-09)
3 PT FG ATTEMPTS	4	at SAINT MARY'S (CA) (11-16-09)
	9	UC SAN DIEGO (11-14-09)
3 PT FG PERCENTAGE	12	at SAINT MARY'S (CA) (11-16-09)
	.280 (7-25)	at FRESNO STATE (11-23-09)
FREE THROWS MADE	.333 (3-9)	UC SAN DIEGO (11-14-09)
	.333 (4-12)	at SAINT MARY'S (CA) (11-16-09)
	8	SANTA CLARA (11-19-09)
FREE THROW ATTEMPTS	10	UC SAN DIEGO (11-14-09)
	17	SANTA CLARA (11-19-09)
FREE THROW PERCENTAGE	17	at FRESNO STATE (11-23-09)
	.471 (8-17)	SANTA CLARA (11-19-09)
REBOUNDS	.500 (10-20)	UC SAN DIEGO (11-14-09)
	36	at SAINT MARY'S (CA) (11-16-09)
ASSISTS	36	at FRESNO STATE (11-23-09)
	7	at SAINT MARY'S (CA) (11-16-09)
STEALS	11	at FRESNO STATE (11-23-09)
	6	at SAINT MARY'S (CA) (11-16-09)
BLOCKED SHOTS	8	at FRESNO STATE (11-23-09)
	1	at FRESNO STATE (11-23-09)
TURNOVERS	2	at SAINT MARY'S (CA) (11-16-09)
	12	at FRESNO STATE (11-23-09)
	14	at SAINT MARY'S (CA) (11-16-09)
FOULS	14	SANTA CLARA (11-19-09)
	11	UC SAN DIEGO (11-14-09)
	14	at FRESNO STATE (11-23-09)

THE STAT CREW SYSTEM
SAN DIEGO STATE High/Low Analysis (as of Nov 24, 2009)
All games

Opponent - GAME LOWS

POINTS	52		UC SAN DIEGO (11-14-09)
	53		SANTA CLARA (11-19-09)
	58		at FRESNO STATE (11-23-09)
FIELD GOALS MADE	80		at SAINT MARY'S (CA) (11-16-09)
	18		SANTA CLARA (11-19-09)
FIELD GOAL ATTEMPTS	22		UC SAN DIEGO (11-14-09)
	51		at FRESNO STATE (11-23-09)
FIELD GOAL PERCENTAGE	64		UC SAN DIEGO (11-14-09)
	.277	(18-65)	SANTA CLARA (11-19-09)
3 PT FIELD GOALS MADE	.344	(22-64)	UC SAN DIEGO (11-14-09)
	4		SANTA CLARA (11-19-09)
3 PT FG ATTEMPTS	5		at FRESNO STATE (11-23-09)
	18		at FRESNO STATE (11-23-09)
3 PT FG PERCENTAGE	19		SANTA CLARA (11-19-09)
	.200	(6-30)	UC SAN DIEGO (11-14-09)
FREE THROWS MADE	.211	(4-19)	SANTA CLARA (11-19-09)
	2		UC SAN DIEGO (11-14-09)
FREE THROW ATTEMPTS	5		at FRESNO STATE (11-23-09)
	7		UC SAN DIEGO (11-14-09)
FREE THROW PERCENTAGE	8		at FRESNO STATE (11-23-09)
	.286	(2-7)	UC SAN DIEGO (11-14-09)
REBOUNDS	.625	(5-8)	at FRESNO STATE (11-23-09)
	28		UC SAN DIEGO (11-14-09)
ASSISTS	29		at FRESNO STATE (11-23-09)
	10		UC SAN DIEGO (11-14-09)
STEALS	10		SANTA CLARA (11-19-09)
	6		UC SAN DIEGO (11-14-09)
BLOCKED SHOTS	7		SANTA CLARA (11-19-09)
	0		at FRESNO STATE (11-23-09)
TURNOVERS	2		UC SAN DIEGO (11-14-09)
	10		at FRESNO STATE (11-23-09)
FOULS	14		at SAINT MARY'S (CA) (11-16-09)
	14		UC SAN DIEGO (11-14-09)
	14		at FRESNO STATE (11-23-09)
	15		SANTA CLARA (11-19-09)
			at FRESNO STATE (11-23-09)

THE STAT CREW SYSTEM
SAN DIEGO STATE Player High/Low Analysis (as of Nov 24, 2009)
All games

SAN DIEGO STATE - INDIVIDUAL GAME HIGHS

Points	22		WHITE, Billy at FRESNO STATE (11-23-09)
	20		THOMAS, Malcolm vs UC SAN DIEGO (11-14-09)
	17		SHELLEY, Tyrone at FRESNO STATE (11-23-09)
	17		WHITE, Billy vs SANTA CLARA (11-19-09)
	14		THOMAS, Malcolm at SAINT MARY'S (CA) (11-16-09)
Field Goals Made	8		WHITE, Billy at FRESNO STATE (11-23-09)
	8		THOMAS, Malcolm vs UC SAN DIEGO (11-14-09)
Field Goal Att.	12		GAY, D.J. at FRESNO STATE (11-23-09)
	12		SHELLEY, Tyrone at FRESNO STATE (11-23-09)
FG Pct (min 5 made)	.833	(5-6)	TAPLEY, Chase vs SANTA CLARA (11-19-09)
	.800	(8-10)	WHITE, Billy at FRESNO STATE (11-23-09)
3-Point FG Made	4		SHELLEY, Tyrone at FRESNO STATE (11-23-09)
	3		DAVIS, Kelvin vs SANTA CLARA (11-19-09)
3-Point FG Att.	9		GAY, D.J. at FRESNO STATE (11-23-09)
	8		SHELLEY, Tyrone at FRESNO STATE (11-23-09)
3-Pt FG Pct (min 2 made)	1.000	(2-2)	TAPLEY, Chase vs SANTA CLARA (11-19-09)
	.667	(2-3)	GAY, D.J. at SAINT MARY'S (CA) (11-16-09)
Free Throws Made	6		WHITE, Billy at FRESNO STATE (11-23-09)
	6		THOMAS, Malcolm at SAINT MARY'S (CA) (11-16-09)
Free Throw Att.	8		THOMAS, Malcolm at SAINT MARY'S (CA) (11-16-09)
	8		THOMAS, Malcolm vs UC SAN DIEGO (11-14-09)
FT Pct (min 3 made)	1.000	(6-6)	WHITE, Billy at FRESNO STATE (11-23-09)
	1.000	(3-3)	SHELLEY, Tyrone at FRESNO STATE (11-23-09)
Rebounds	13		LEONARD, Kawhi vs SANTA CLARA (11-19-09)
	9		THOMAS, Malcolm vs UC SAN DIEGO (11-14-09)
Assists	6		GAY, D.J. at FRESNO STATE (11-23-09)
	4		LEONARD, Kawhi vs SANTA CLARA (11-19-09)
	4		GAY, D.J. vs SANTA CLARA (11-19-09)
	4		GAY, D.J. vs UC SAN DIEGO (11-14-09)
Steals	3		LEONARD, Kawhi at FRESNO STATE (11-23-09)
	3		GAY, D.J. vs SANTA CLARA (11-19-09)
Blocked Shots	3		THOMAS, Malcolm vs SANTA CLARA (11-19-09)
	2		THOMAS, Malcolm vs UC SAN DIEGO (11-14-09)
Turnovers	6		LEONARD, Kawhi vs UC SAN DIEGO (11-14-09)
	5		GAY, D.J. vs UC SAN DIEGO (11-14-09)
	5		THOMAS, Malcolm vs UC SAN DIEGO (11-14-09)
Fouls	5		CARLWELL, Brian vs SANTA CLARA (11-19-09)
	4		LEONARD, Kawhi at SAINT MARY'S (CA) (11-16-09)
	4		WHITE, Billy at SAINT MARY'S (CA) (11-16-09)

THE STAT CREW SYSTEM
SAN DIEGO STATE Opponent High/Low Analysis (as of Nov 24, 2009)
All games

OPPONENT INDIVIDUAL GAME HIGHS

Points	24		McCONNELL, Mickey at SAINT MARY'S (CA) (11-16-09)
	17		SAMHAN, Omar at SAINT MARY'S (CA) (11-16-09)
	17		DELLAVEDOVA, Matthew at SAINT MARY'S (CA) (11-16-09)
	16		Smith, Greg at FRESNO STATE (11-23-09)
	14		Ladd, Mike at FRESNO STATE (11-23-09)
	14		HARRISON, Niyi vs SANTA CLARA (11-19-09)
	14		ACEVEDO, Tyler vs UC SAN DIEGO (11-14-09)
Field Goals Made	8		Smith, Greg at FRESNO STATE (11-23-09)
	8		McCONNELL, Mickey at SAINT MARY'S (CA) (11-16-09)
Field Goal Att.	17		ACEVEDO, Tyler vs UC SAN DIEGO (11-14-09)
	14		TRASOLINI, Marc vs SANTA CLARA (11-19-09)
	14		COWELS, Raymond vs SANTA CLARA (11-19-09)
	14		McCONNELL, Mickey at SAINT MARY'S (CA) (11-16-09)
	14		SAMHAN, Omar at SAINT MARY'S (CA) (11-16-09)
FG Pct (min 5 made)	.727	(8-11)	Smith, Greg at FRESNO STATE (11-23-09)
	.571	(8-14)	McCONNELL, Mickey at SAINT MARY'S (CA) (11-16-09)
3-Point FG Made	6		McCONNELL, Mickey at SAINT MARY'S (CA) (11-16-09)
	4		Ladd, Mike at FRESNO STATE (11-23-09)
	4		ACEVEDO, Tyler vs UC SAN DIEGO (11-14-09)
3-Point FG Att.	15		ACEVEDO, Tyler vs UC SAN DIEGO (11-14-09)
	10		COWELS, Raymond vs SANTA CLARA (11-19-09)
3-Pt FG Pct (min 2 made)	.750	(6-8)	McCONNELL, Mickey at SAINT MARY'S (CA) (11-16-09)
	.667	(4-6)	Ladd, Mike at FRESNO STATE (11-23-09)
Free Throws Made	5		SAMHAN, Omar at SAINT MARY'S (CA) (11-16-09)
	4		HARRISON, Niyi vs SANTA CLARA (11-19-09)
	4		DOWDELL, Ben vs SANTA CLARA (11-19-09)
	4		DELLAVEDOVA, Matthew at SAINT MARY'S (CA) (11-16-09)
Free Throw Att.	7		SAMHAN, Omar at SAINT MARY'S (CA) (11-16-09)
	6		HARRISON, Niyi vs SANTA CLARA (11-19-09)
FT Pct (min 3 made)	1.000	(4-4)	DOWDELL, Ben vs SANTA CLARA (11-19-09)
	1.000	(4-4)	DELLAVEDOVA, Matthew at SAINT MARY'S (CA) (11-16-09)
	1.000	(3-3)	PAYNE, Troy vs SANTA CLARA (11-19-09)
Rebounds	16		SAMHAN, Omar at SAINT MARY'S (CA) (11-16-09)
	10		Smith, Greg at FRESNO STATE (11-23-09)
Assists	7		McCONNELL, Mickey at SAINT MARY'S (CA) (11-16-09)
	6		Shepp, Steven at FRESNO STATE (11-23-09)
Steals	4		PAYNE, Troy vs SANTA CLARA (11-19-09)
	3		Seay, Sylvester at FRESNO STATE (11-23-09)
	3		DELLAVEDOVA, Matthew at SAINT MARY'S (CA) (11-16-09)
	3		McCONNELL, Mickey at SAINT MARY'S (CA) (11-16-09)
Blocked Shots	5		SAMHAN, Omar at SAINT MARY'S (CA) (11-16-09)
	3		YOUNG, Mitchell at SAINT MARY'S (CA) (11-16-09)
Turnovers	6		George, Paul at FRESNO STATE (11-23-09)
	5		COWELS, Raymond vs SANTA CLARA (11-19-09)
Fouls	5		Seay, Sylvester at FRESNO STATE (11-23-09)
	5		YOUNG, Mitchell at SAINT MARY'S (CA) (11-16-09)

THE STAT CREW SYSTEM
SAN DIEGO STATE Individual Game-by-Game (as of Nov 24, 2009)
All games

#00 WILLIAMS, Alec

Opponent	Date	gs	min	Total		3-Pointers		Free throws		Rebounds				pf	a	t/o	blk	stl	pts	avg
				fg-fga	pct	3fg-fga	pct	ft-fga	pct	off	def	tot	avg							
UC SAN DIEGO	11-14-09		21	3-4	.750	0-0	.000	0-0	.000	1	6	7	7.0	3	1	1	0	0	6	6.0
at SAINT MARY'S (CA)	11-16-09		4	0-1	.000	0-1	.000	0-0	.000	0	0	0	3.5	0	0	0	0	0	0	3.0
SANTA CLARA	11-19-09		12	0-1	.000	0-0	.000	1-2	.500	0	0	0	2.3	2	1	0	0	0	1	2.3
Totals		0	37	3-6	.500	0-1	.000	1-2	.500	1	6	7	2.3	5	2	1	0	0	7	2.3

Games played: 3
Minutes/game: 12.3
Points/game: 2.3
FG Pct: 50.0
3FG Pct: 0.0
FT Pct: 50.0

Rebounds/game: 2.3
Assists/game: 0.7
Turnovers/game: 0.3
Assist/turnover ratio: 2.0

#03 SHELLEY, Tyrone

Opponent	Date	gs	min	Total		3-Pointers		Free throws		Rebounds				pf	a	t/o	blk	stl	pts	avg
				fg-fga	pct	3fg-fga	pct	ft-fga	pct	off	def	tot	avg							
at SAINT MARY'S (CA)	11-16-09		23	1-7	.143	0-1	.000	4-6	.667	4	2	6	6.0	0	2	3	1	2	6	6.0
SANTA CLARA	11-19-09		21	4-10	.400	2-6	.333	2-6	.333	0	4	4	5.0	3	1	1	1	2	12	9.0
at FRESNO STATE	11-23-09	*	31	5-12	.417	4-8	.500	3-3	1.000	1	5	6	5.3	2	2	4	0	0	17	11.7
Totals		1	75	10-29	.345	6-15	.400	9-15	.600	5	11	16	5.3	5	5	8	2	4	35	11.7

Games played: 3
Minutes/game: 25.0
Points/game: 11.7
FG Pct: 34.5
3FG Pct: 40.0
FT Pct: 60.0

Rebounds/game: 5.3
Assists/game: 1.7
Turnovers/game: 2.7
Assist/turnover ratio: 0.6
Steals/game: 1.3
Blocks/game: 0.7

#04 THOMAS, Malcolm

Opponent	Date	gs	min	Total		3-Pointers		Free throws		Rebounds				pf	a	t/o	blk	stl	pts	avg
				fg-fga	pct	3fg-fga	pct	ft-fga	pct	off	def	tot	avg							
UC SAN DIEGO	11-14-09	*	29	8-11	.727	0-0	.000	4-8	.500	4	5	9	9.0	2	1	5	2	1	20	20.0
at SAINT MARY'S (CA)	11-16-09	*	33	4-7	.571	0-0	.000	6-8	.750	3	5	8	8.5	3	1	4	0	0	14	17.0
SANTA CLARA	11-19-09		20	3-5	.600	0-0	.000	0-0	.000	2	2	4	7.0	0	3	1	3	0	6	13.3
at FRESNO STATE	11-23-09	*	23	0-1	.000	0-0	.000	3-6	.500	2	1	3	6.0	3	1	2	0	2	3	10.8
Totals		3	105	15-24	.625	0-0	.000	13-22	.591	11	13	24	6.0	8	6	12	5	3	43	10.8

Games played: 4
Minutes/game: 26.3
Points/game: 10.8
FG Pct: 62.5
FT Pct: 59.1

Rebounds/game: 6.0
Assists/game: 1.5
Turnovers/game: 3.0
Assist/turnover ratio: 0.5
Steals/game: 0.8
Blocks/game: 1.3

#05 CARLWELL, Brian

Opponent	Date	gs	min	Total		3-Pointers		Free throws		Rebounds				pf	a	t/o	blk	stl	pts	avg
				fg-fga	pct	3fg-fga	pct	ft-fga	pct	off	def	tot	avg							
UC SAN DIEGO	11-14-09	*	27	4-7	.571	0-0	.000	1-2	.500	1	4	5	5.0	0	0	0	1	2	9	9.0
at SAINT MARY'S (CA)	11-16-09	*	18	2-3	.667	0-0	.000	2-2	1.000	0	1	1	3.0	1	0	0	0	1	6	7.5
SANTA CLARA	11-19-09	*	19	3-5	.600	0-0	.000	0-0	.000	4	2	6	4.0	5	0	4	0	1	6	7.0
at FRESNO STATE	11-23-09		21	2-2	1.000	0-0	.000	0-0	.000	0	2	2	3.5	2	0	0	0	0	4	6.3
Totals		3	85	11-17	.647	0-0	.000	3-4	.750	5	9	14	3.5	8	0	4	1	4	25	6.3

Games played: 4
Minutes/game: 21.3
Points/game: 6.3
FG Pct: 64.7
FT Pct: 75.0

Rebounds/game: 3.5
Turnovers/game: 1.0
Steals/game: 1.0
Blocks/game: 0.3

THE STAT CREW SYSTEM
SAN DIEGO STATE Individual Game-by-Game (as of Nov 24, 2009)
All games

#10 HORTON, Bryan

Opponent	Date	gs	min	Total		3-Pointers		Free throws		Rebounds				pf	a	t/o	blk	stl	pts	avg
				fg-fga	pct	3fg-fga	pct	ft-fa	pct	off	def	tot	avg							
UC SAN DIEGO	11-14-09		12	2-4	.500	0-0	.000	0-3	.000	0	1	1	1.0	1	1	0	0	0	4	4.0
at SAINT MARY'S (CA)	11-16-09		2	0-0	.000	0-0	.000	0-0	.000	0	0	0	0.5	0	0	0	0	0	0	2.0
SANTA CLARA	11-19-09		4	0-0	.000	0-0	.000	0-0	.000	1	0	1	0.7	0	1	1	0	0	0	1.3
Totals		0	18	2-4	.500	0-0	.000	0-3	.000	1	1	2	0.7	1	2	1	0	0	4	1.3

Games played: 3
Minutes/game: 6.0
Points/game: 1.3
FG Pct: 50.0
FT Pct: 0.0

Rebounds/game: 0.7
Assists/game: 0.7
Turnovers/game: 0.3
Assist/turnover ratio: 2.0

#15 LEONARD, Kawhi

Opponent	Date	gs	min	Total		3-Pointers		Free throws		Rebounds				pf	a	t/o	blk	stl	pts	avg
				fg-fga	pct	3fg-fga	pct	ft-fa	pct	off	def	tot	avg							
UC SAN DIEGO	11-14-09	*	28	4-7	.571	0-0	.000	0-0	.000	2	6	8	8.0	1	3	6	0	1	8	8.0
at SAINT MARY'S (CA)	11-16-09	*	22	2-9	.222	0-2	.000	0-0	.000	1	6	7	7.5	4	0	2	0	1	4	6.0
SANTA CLARA	11-19-09	*	28	4-9	.444	1-4	.250	0-0	.000	2	11	13	9.3	1	4	1	0	2	9	7.0
at FRESNO STATE	11-23-09	*	24	2-9	.222	0-3	.000	1-2	.500	2	5	7	8.8	3	0	0	1	3	5	6.5
Totals		4	102	12-34	.353	1-9	.111	1-2	.500	7	28	35	8.8	9	7	9	1	7	26	6.5

Games played: 4
Minutes/game: 25.5
Points/game: 6.5
FG Pct: 35.3
3FG Pct: 11.1
FT Pct: 50.0

Rebounds/game: 8.8
Assists/game: 1.8
Turnovers/game: 2.3
Assist/turnover ratio: 0.8
Steals/game: 1.8
Blocks/game: 0.3

#20 DEUTCHMAN, Jason

Opponent	Date	gs	min	Total		3-Pointers		Free throws		Rebounds				pf	a	t/o	blk	stl	pts	avg
				fg-fga	pct	3fg-fga	pct	ft-fa	pct	off	def	tot	avg							
UC SAN DIEGO	11-14-09		3	1-1	1.000	0-0	.000	2-2	1.000	0	1	1	1.0	0	0	0	0	0	4	4.0
SANTA CLARA	11-19-09		4	0-0	.000	0-0	.000	0-0	.000	0	0	0	0.5	1	0	0	0	0	0	2.0
Totals		0	7	1-1	1.000	0-0	.000	2-2	1.000	0	1	1	0.5	1	0	0	0	0	4	2.0

Games played: 2
Minutes/game: 3.5
Points/game: 2.0
FG Pct: 100.0
FT Pct: 100.0

Rebounds/game: 0.5

#22 TAPLEY, Chase

Opponent	Date	gs	min	Total		3-Pointers		Free throws		Rebounds				pf	a	t/o	blk	stl	pts	avg
				fg-fga	pct	3fg-fga	pct	ft-fa	pct	off	def	tot	avg							
UC SAN DIEGO	11-14-09		25	5-8	.625	1-2	.500	0-0	.000	1	2	3	3.0	1	3	1	0	2	11	11.0
at SAINT MARY'S (CA)	11-16-09		18	1-6	.167	1-4	.250	0-0	.000	0	1	1	2.0	1	1	0	0	1	3	7.0
SANTA CLARA	11-19-09		22	5-6	.833	2-2	1.000	0-0	.000	1	1	2	2.0	1	1	1	0	0	12	8.7
at FRESNO STATE	11-23-09		6	0-2	.000	0-1	.000	0-0	.000	0	0	0	1.5	2	0	1	0	0	0	6.5
Totals		0	71	11-22	.500	4-9	.444	0-0	.000	2	4	6	1.5	5	5	3	0	3	26	6.5

Games played: 4
Minutes/game: 17.8
Points/game: 6.5
FG Pct: 50.0
3FG Pct: 44.4

Rebounds/game: 1.5
Assists/game: 1.3
Turnovers/game: 0.8
Assist/turnover ratio: 1.7
Steals/game: 0.8

THE STAT CREW SYSTEM
SAN DIEGO STATE Individual Game-by-Game (as of Nov 24, 2009)
All games

#23 GAY, D.J.

Opponent	Date	gs	min	Total		3-Pointers		Free throws		Rebounds				pf	a	t/o	blk	stl	pts	avg	
				fg-fga	pct	3fg-fga	pct	ft-fa	pct	off	def	tot	avg								
UC SAN DIEGO	11-14-09	*	30	2-7	.286	0-3	.000	1-2	.500	0	4	4	4.0	2	4	5	0	2	5	5.0	
at SAINT MARY'S (CA)	11-16-09	*	34	3-9	.333	2-3	.667	2-2	1.000	0	1	1	2.5	1	3	1	0	1	10	7.5	
SANTA CLARA	11-19-09	*	28	5-11	.455	0-4	.000	2-2	1.000	0	2	2	2.3	1	4	3	0	3	12	9.0	
at FRESNO STATE	11-23-09	*	37	2-12	.167	2-9	.222	0-0	.000	2	4	6	3.3	2	6	1	0	1	6	8.3	
Totals			4	129	12-39	.308	4-19	.211	5-6	.833	2	11	13	3.3	6	17	10	0	7	33	8.3

Games played: 4
Minutes/game: 32.2
Points/game: 8.3
FG Pct: 30.8
3FG Pct: 21.1
FT Pct: 83.3

Rebounds/game: 3.3
Assists/game: 4.3
Turnovers/game: 2.5
Assist/turnover ratio: 1.7
Steals/game: 1.8

#32 WHITE, Billy

Opponent	Date	gs	min	Total		3-Pointers		Free throws		Rebounds				pf	a	t/o	blk	stl	pts	avg	
				fg-fga	pct	3fg-fga	pct	ft-fa	pct	off	def	tot	avg								
at SAINT MARY'S (CA)	11-16-09		25	5-11	.455	0-0	.000	0-2	.000	4	3	7	7.0	4	0	3	1	0	10	10.0	
SANTA CLARA	11-19-09	*	26	7-11	.636	0-0	.000	3-7	.429	4	4	8	7.5	2	1	0	1	2	17	13.5	
at FRESNO STATE	11-23-09	*	35	8-10	.800	0-0	.000	6-6	1.000	6	2	8	7.7	0	1	2	0	1	22	16.3	
Totals			2	86	20-32	.625	0-0	.000	9-15	.600	14	9	23	7.7	6	2	5	2	3	49	16.3

Games played: 3
Minutes/game: 28.7
Points/game: 16.3
FG Pct: 62.5
FT Pct: 60.0

Rebounds/game: 7.7
Assists/game: 0.7
Turnovers/game: 1.7
Assist/turnover ratio: 0.4
Steals/game: 1.0
Blocks/game: 0.7

#40 DAVIS, Kelvin

Opponent	Date	gs	min	Total		3-Pointers		Free throws		Rebounds				pf	a	t/o	blk	stl	pts	avg	
				fg-fga	pct	3fg-fga	pct	ft-fa	pct	off	def	tot	avg								
UC SAN DIEGO	11-14-09	*	25	3-5	.600	2-4	.500	2-3	.667	0	3	3	3.0	1	3	2	0	1	10	10.0	
at SAINT MARY'S (CA)	11-16-09	*	21	2-3	.667	1-1	1.000	0-0	.000	0	2	2	2.5	2	0	1	0	0	5	7.5	
SANTA CLARA	11-19-09	*	16	4-8	.500	3-6	.500	0-0	.000	1	1	2	2.3	3	0	1	1	1	11	8.7	
at FRESNO STATE	11-23-09		23	2-7	.286	1-4	.250	0-0	.000	2	0	2	2.3	0	1	2	0	1	5	7.8	
Totals			3	85	11-23	.478	7-15	.467	2-3	.667	3	6	9	2.3	6	4	6	1	3	31	7.8

Games played: 4
Minutes/game: 21.3
Points/game: 7.8
FG Pct: 47.8
3FG Pct: 46.7
FT Pct: 66.7

Rebounds/game: 2.3
Assists/game: 1.0
Turnovers/game: 1.5
Assist/turnover ratio: 0.7
Steals/game: 0.8
Blocks/game: 0.3

#TM TEAM

Opponent	Date	gs	min	Total		3-Pointers		Free throws		Rebounds				pf	a	t/o	blk	stl	pts	avg
				fg-fga	pct	3fg-fga	pct	ft-fa	pct	off	def	tot	avg							
UC SAN DIEGO	11-14-09		0	0-0	.000	0-0	.000	0-0	.000	1	1	2	2.0	0	0	0	0	0	0	0.0
at SAINT MARY'S (CA)	11-16-09		0	0-0	.000	0-0	.000	0-0	.000	0	3	3	2.5	0	0	0	0	0	0	0.0
SANTA CLARA	11-19-09		0	0-0	.000	0-0	.000	0-0	.000	2	1	3	2.7	0	0	1	0	0	0	0.0
at FRESNO STATE	11-23-09		0	0-0	.000	0-0	.000	0-0	.000	0	2	2	2.5	0	0	0	0	0	0	0.0
Totals			0	0	0-0	.000	0-0	.000	0-0	.000	3	7	10	2.5	0	0	1	0	0	0.0

Games played: 4

Rebounds/game: 2.5
Turnovers/game: 0.3