



SAN DIEGO STATE BASKETBALL

2014-15 MEN'S BASKETBALL GAME NOTES

Mike May, SDSU Associate Athletics Director/Media Relations ♦ E-Mail: mmay@mail.sdsu.edu ♦ Office: 619.594.5547 ♦ Cell: 619.957.8372
 Darin Wong, SDSU Assistant Media Relations Director ♦ E-Mail: dwong@mail.sdsu.edu ♦ Office: 619.594.5548 ♦ Cell: 310.489.2378

GAME INFORMATION

Date / Time: Thursday, Dec. 4 / 8 p.m. PT
Site: San Diego, Calif. / Viejas Arena at Aztec Bowl (12,414)
Television: ESPNU / WatchESPN
Talent: Steve Quis (play-by-play), Craig Robinson (analysis)
SDSU Radio: The Mighty 1090
Talent: Ted Leitner
Live Stats: GoAztecs.com
Series vs. San Diego: San Diego State leads, 28-17
Streak: San Diego State, W8
at San Diego State: San Diego State leads, 19-8
at San Diego: San Diego State leads, 9-8
Neutral: San Diego leads, 1-0
Fisher vs. San Diego: 11-4
First Meeting: Dec. 8, 1962 - SDSU, 68-49, at San Diego State
Last Meeting: Dec. 5, 2013 - SDSU, 65-64, at San Diego
Last Season: Dec. 5, 2013 - SDSU, 65-64, at San Diego
This Season: N/A

SCHEDULE / RESULTS

Date	SDSU	Opp.	Opponent (TV)	Time / Result
N.14	16/17	-	^CSUN (FOX Sports San Diego)	W, 79-58
N.18	16/16	25/rv	Utah (ESPN)	W, 53-49
N.20	16/16	-	Bakersfield (FOX Sports San Diego)	W, 51-27
N.24	15/15	rv/-	#vs. Brigham Young (ESPN2)	2ot-W, 92-87
N.25	15/15	-	#vs. Pittsburgh (ESPN)	W, 74-57
N.26	15/15	3/4	#vs. Arizona (ESPN)	L, 59-61
D.4	13/14	-	San Diego (ESPNU)	8 p.m. PT
D.7	13/14	rv/rv	at Washington (Pac-12 Network)	6 p.m. PT
D.10	-	-	Long Beach State (ESPN3)	7 p.m. PT
D.17	-	-	at Cincinnati (ESPN2)	9 p.m. ET
D.20	-	-	Ball State (Campus Insiders/MW Network)	7 p.m. PT
D.22	-	-	UC Riverside (FOX Sports San Diego)	8 p.m. PT
D.27	-	-	San Diego Christian (FOX Sports San Diego)	7 p.m. PT
D.31	-	-	*Air Force (ESPN3)	2 p.m. PT
J.3	-	-	*at Fresno State (ESPNU)	TBD
J.6	-	-	*New Mexico (CBSSN)	8 p.m. PT
J.14	-	-	*at Wyoming (ESPN2)	9 p.m. MT
J.17	-	-	*UNLV (CBSSN)	3 p.m. PT
J.20	-	-	*at Air Force (CBSSN)	7:45 p.m. MT
J.24	-	-	*at Colorado State (ESPNU or ESPN3)	8 p.m. MT
J.27	-	-	*Fresno State (CBSSN)	6:15 p.m. PT
J.31	-	-	*Utah State (CBSSN)	5 p.m. PT
F.4	-	-	*at Nevada (ESPN3)	7 p.m. PT
F.8	-	-	*at Boise State (CBSSN)	4 p.m. MT
F.11	-	-	*Wyoming (CBSSN)	8 p.m. PT
F.14	-	-	*Colorado State (CBSSN)	5 p.m. PT
F.17	-	-	*at New Mexico (CBSSN)	7:45 p.m. MT
F.21	-	-	*at San José State (ESPN3)	7 p.m. PT
F.28	-	-	*Boise State (ESPN2 or ESPNU)	TBD
M.4	-	-	*at UNLV (CBSSN)	8 p.m. PT
M.7	-	-	*Nevada (CBSSN)	7:15 p.m. PT
M.12-13	-	-	+at MW Championship	TBD

^ - EA SPORTS Maui Invitational Opening Round (Campus Sites)

- EA SPORTS Maui Invitational Championship Round (Lahaina, Hawaii)

* - Mountain West game

+ - Thomas & Mack Center (Las Vegas, Nev.)

GAME 7



#13/14 SAN DIEGO STATE AZTECS

Record: 5-1 (0-0 Mountain West)
Head Coach: Steve Fisher
Career Record: 501-259 (24 Full Seasons), **Record at San Diego State:** 317-177 (16 Seasons)



SAN DIEGO TOREROS

Record: 4-3 (0-0 West Coast)
Head Coach: Bill Grier
Career Record: 104-131 (Eight Seasons), **Record at San Diego:** Same

NEWS AND NOTES

- San Diego State is set to meet its cross-town foe, San Diego, for the 17th straight season.
- The Aztecs have won eight straight in the series, which is the longest streak by either team in the previous 45 matchups.
- SDSU's eight-game winning streak over USD is tied for the seventh longest nationally among teams that have played once each season, not played consecutive home games during the streak and not be in the same conference (see list below).
- The Aztecs are putting their six-game home winning streak vs. the Toreros on the line.
- The last three meetings that have taken place at Viejas Arena have all been double-digit victories for San Diego State. In those wins, the Aztecs' average margin of victory has been 18.3 points.
- Three of the last four meetings with USD have been decided by at least 12 points with the exception of San Diego State's 65-64 victory at Jenny Craig Pavilion. In that game, the Aztecs led by 10 points with 6:34 left in the game before the Toreros attempted a furious rally that fell short.
- San Diego State is looking to extend its 43-game winning streak vs. schools from California. During the stretch, SDSU has defeated the Toreros five times.
- The Aztecs' 43-game winning streak over California teams is the longest active streak in the nation vs. any one state dating to 1996-97 (see list below).
- SDSU is putting another lengthy winning streak on the line vs. USD. Entering the game, the Aztecs have won 16 straight vs. schools that reside in the Pacific Time Zone. The active streak ranks second behind Duke's 17-gamer and dates back to the 1996-97 season (see list below).
- The Aztecs won their 52nd straight game vs. non-conference unranked opponents when they beat Pittsburgh last week in Maui. SDSU will look to make it 53 vs. the unranked Toreros.
- SDSU enters the game having won 17 straight home games. A win vs. USD will tie the second-longest streak in school history.
- San Diego State has also won eight straight non-conference home games.
- SDSU is 10-0 in the game following its last 10 defeats. San Diego State has not lost two straight games since falling at No. 24/24 Colorado State (Feb. 13, 2013) and at UNLV (Feb. 16, 2013). In fact, SDSU has not lost two straight non-conference regular season games since Dec. 10, 2008 (at Arizona) and Dec. 13, 2008 (vs. Saint Mary's in Anaheim).
- The Aztecs are 5-1 after six games for the third straight season. Their effort is tied for the sixth-best start in SDSU's Division I history, which begins with the 1970-71 season.
- SDSU jumped two spots from last week to No. 13 in the Associated Press Top-25 Poll. The Aztecs have been ranked in the AP poll for 20 straight weeks, which is the ninth-longest streak in the nation. In the USA Today Coaches Top-25 Poll, the Aztecs moved up one slot to No. 14.
- San Diego State moved up in the national rankings after going 2-1 and falling in the championship game of the EA SPORTS Maui Invitational last week. The Aztecs won a double-overtime thriller vs. Brigham Young and cruised to a 17-point win over Pittsburgh before falling to Arizona, 61-59, despite leading for 19 minutes, 21 seconds in the game.
- Steve Fisher broke the school record for most wins by a head coach with the Aztecs' victory over Pitt. The 16th-year coach has 317 victories to his credit while at SDSU, which surpasses George Ziegenfuss, who held the position for 21 seasons (1948-69; 316-229).

RECENT DOMINATION

SDSU has won 8 in a row vs. USD, which is tied for the 7th-longest streak nationally among teams that play at least once each season, switch venues yearly and not be in the same league (through Nov. 30).

OUR STATE

SDSU's 43-game winning streak vs. schools from California is the longest active streak in the nation vs. a given state (since 1996-97).

AZTEC TIME ZONE

SDSU is looking to tie Duke for the longest active winning streak vs. schools from the Pacific Time Zone. The Aztecs are currently second with 16 straight wins (since '96-97).

Team	Foe	Streak	Team	State	Streak	Team	Streak
Pittsburgh	Duquesne	13	San Diego State	California	43	Duke	17
Brigham Young	Weber State	11	Syracuse	New York	39	San Diego State	16
Villanova	Penn	11	Connecticut	Connecticut	33	Florida	9
Washington State	Idaho	11	Brigham Young	Colorado	22	Ohio State	8
Utah State	Utah Valley	9	Pittsburgh	Pennsylvania	21	San Francisco	8
UT Arlington	Houston Baptist	9	San Diego State	San Diego	8	Memphis	8
San Diego State	San Diego	8	Memphis	Louisiana	21	UALR	8
Temple	Penn	8					

#13/14 SDSU Aztecs

2014-15 Record: 5-1; 0-0 MW
Five Straight NCAA Appearances, Eight-Time MW Champions

- The Aztecs have won at least 20 games in a school record nine straight seasons and 23 or more in six consecutive seasons.
- San Diego State has advanced to postseason play each of the last nine seasons (2006 NCAA, 2007-09 NIT, 2010-14 NCAA).

- Trends:**
- San Diego State is T-6th nationally in winning percentage with Ohio State since the beginning of 2010-11, trailing Wichita State, Kansas, Duke, Syracuse and Gonzaga (through Nov. 30).
 - San Diego State has won its last 124 games when leading with five minutes to play.

	PPG	RPG	APG	FG	3FG	FT	
0 Skylar Spencer Forward, 6-10, 240, Jr.-2L Inglewood, Calif. (Price HS)	14-15: 3.3 MW: 0.0	4.2 0.0	0.7 0.0	53.8 0.0	0/0 0.0	37.5 0.0	5th nationally in blocked shots, 10th blocked shots/gm. (through Nov. 30)... Set single-season school record for blks. in 13-14 (89)... Is a career 59.6% shooter... 162 career blks. (2nd in SDSU history)... Blocked multiple shots 4x in 14-15... Matched his career high with 6 blks. and led the team with 8 rebounds vs. CSUN... 4 blks. vs. Bakersfield... 11 blks. in Maui (5 vs. BYU & Pitt, 1 vs. Ariz.).
2 Kevin Zabo Guard, 6-2, 185, Fr.-HS Gatineau, Quebec, Canada (Brewster Academy)	14-15: 4.5 MW: 0.0	1.5 0.0	1.2 0.0	39.1 0.0	3/9 0.0	6/9 0.0	Pronounced Kevin ZAH-bo... Three-star recruit by Rivals.com and ESPN.com... Helped Brewster Academy to a 33-2 record and the National Prep and NEPSAC Class AAA championships in 2013-14... 7 pts., 2 rebs., 2 ast. vs. Bakersfield... Played a career-high 18 minutes vs. BYU (4 pts., a career-high 2 rebs., career-high 2 asts.)... Career-high 8 pts. vs. Pitt... Maui numbers: 4.0 pts., 1.3 rebs., 1.3 ast.
3 Angelo Chol Forward, 6-9, 220, Jr.-TR San Diego, Calif. (Arizona)	14-15: 6.8 MW: 0.0	3.5 0.0	0.2 0.0	70.8 0.0	0/0 0.0	46.7 0.0	Preseason Mountain West Newcomer of the Year... Eligible this season after sitting out 13-14 following his transfer from Arizona... Is a career 54.9% shooter... 39.5% of career rebounds have come on the offensive glass... Made 17-of-24 FGA this season... 8 pts., 5 rebs. vs. Utah... Season-high 2 blks. vs. BYU, Ariz... Career-high 10 pts. vs. Pittsburgh... Maui numbers: 6.3 pts., 2.3 rebs., 1.7 blks.
4 Dakarai Allen Guard, 6-5, 190, So.-1L Elk Grove, Calif. (Sheldon HS)	14-15: 2.8 MW: 0.0	2.0 0.0	0.2 0.0	50.0 0.0	0/0 0.0	1/1 0.0	Pronounced Duk-KAR-ee... Played in 29 games, starting one, in 13-14... Averaged 2.5 points and 1.2 rebounds in 10.6 minutes last season... 15 of 34 rebounds on offensive glass in 13-14... Played in all six games this season (10.7 mpg)... Career-high 5 rebounds, including 3 offensive, vs. Bakersfield... 2 pts., 2 rebs. vs. Pittsburgh... 4 pts. (2-2 FG) vs. Ariz... Maui numbers: 6 pts. (3-4 FG) in 27 mins.
5 Dwayne Polee II Forward, 6-7, 200, Sr.-2L Los Angeles, Calif. (St. John's)	14-15: 9.5 MW: 0.0	3.2 0.0	1.7 0.0	32.7 0.0	24.0 0.0	68.0 0.0	Preseason All-Mountain West... 2014 MW Sixth Man of the Year... In the 13-14 postseason, he averaged 14.0 points on 51.0 percent shooting (54.2 3FG)... Has 23 career double-figure scoring games... Scored in double figures in 7 of last 11 games (12.0 ppg; 132 pts.)... 13 pts., 5 rebs., 3 stl. vs. Bakersfield... Career-high 3 ast. vs. BYU... Maui numbers: 8.3 pts., 2.7 rebs., 2.0 ast.
11 D'Erryl Williams Guard, 6-2, 195, So.-1L Sacramento, Calif. (Sheldon HS)	14-15: 0.7 MW: 0.0	0.0 0.0	0.3 0.0	1/1 0.0	0/0 0.0	0/0 0.0	Pronounced Dee-AIR-ol... Played in 20 games last season... Saw action in 10 of the last 14 games in 13-14... Had just three turnovers in 127 mins. last season... In his last 6 games of 13-14: 10 pts., 4-4 FGs in 35 minutes... Nine of his 13 points last season came during conference play... Played 12 or more minutes five times, including twice in March... Played 3x this yr... 2 pts., 1 ast., 1 stl. vs. Pitt.
12 Trey Kell Guard, 6-4, 215, Fr.-HS San Diego, Calif. (St. Augustine HS)	14-15: 8.7 MW: 0.0	3.5 0.0	1.7 0.0	38.1 0.0	15.4 0.0	69.2 0.0	Maui Invitational all-tournament pick... Became 13th freshman to start opening game in Fisher's career (vs. CSUN, 4 pts., 3 ast.)... ESPN 4-star recruit... ESPN listed him as the 8th-best player in Calif. and No. 81 on the ESPN 100... Was No. 118 on the Rivals 150... Career-high 5 rebs. vs. Bakersfield... 14 pts. vs. BYU, Arizona... Career-high 15 pts., 3 ast. vs. Pitt... Maui numbers: 14.3 pts., 53.8 FG.
13 Winston Shepard Forward, 6-8, 210, Jr.-2L Houston, Texas (Findlay Prep)	14-15: 11.8 MW: 0.0	5.5 0.0	1.0 0.0	44.9 0.0	4/8 0.0	71.9 0.0	Preseason All-MW, Maui Invitational all-tournament pick, MW PoW... Had 24 double-figure scoring games last season... SDSU was 9-1 last year when he committed one TO or less... 33 career double-figure scoring games... 14 pts. (7-10 FT) vs. CSUN... Season-high 18 pts., 8 rebs., 3 ast. vs. BYU... 13 pts., 7 rebs., CH 3 ast. vs. Pitt... 14 pts., 6 rebs. vs. Arizona... Maui numbers: 15.0 pts., 7.0 rebs., 2.0 ast.
20 JJ O'Brien Forward, 6-7, 215, Sr.-2L Rancho Cucamonga, Calif. (Utah)	14-15: 9.0 MW: 0.0	6.5 0.0	2.5 0.0	44.2 0.0	2/8 0.0	77.8 0.0	Team leader in assists... Started and played in 35 of 36 games last season... Has 30 career double-figure scoring efforts and 6 double-doubles... 13 pts., SDSU-high 4 ast. vs. CSUN... 12 pts., career-high 11 rebs., 3 ast. vs. Utah... 13 pts., game-high 9 rebs., season- and game-high 6 ast. in career-high 48 mins. vs. BYU... Team-high 6 rebs. vs. Arizona... Maui numbers: 8.0 pts., 5.7 rebs., 2.7 ast.
21 Malik Pope Forward, 6-10, 205, Fr.-HS Sacramento, Calif. (Laguna Creek HS)	14-15: 3.0 MW: 0.0	0.7 0.0	0.0 0.0	2/9 0.0	1/5 0.0	4/4 0.0	5-star recruit by Rivals.com... When he signed with SDSU, he was No. 17 on the Rivals 150... Finished his prep career at No. 55 on the ESPN 100 and earned four stars... Broke his leg during his junior season at Laguna Creek before reinjuring the leg before his senior campaign... Made debut vs. Bakersfield: 4 pts., 2 rebs., 2 blks., 2 stl. in 14 minutes... Maui numbers: 5 pts. in 14 mins.
40 Matt Shrigley Forward, 6-6, 190, So.-1L San Diego, Calif. (La Costa Canyon HS)	14-15: 0.0 MW: 0.0	0.0 0.0	0.0 0.0	0.0 0.0	0.0 0.0	0.0 0.0	Has not seen action this season due to a broken bone in his non-shooting elbow (left) suffered in the exhibition game vs. Point Loma... Before getting hurt, he had 4 pts., 1 reb., 1 stl in 8 mins... Last season, he played in all 36 games, starting three times, and averaged 5.2 pts. and 1.6 rebs... Entered the season as the top returning three-point shooter with 40 makes in 2013-14.

Steve Fisher

Head Coach (16th season at San Diego State)
Two-Time National and Three-Time Mountain West Coach of Year

- Fisher has guided San Diego State to eight Mountain West championships (2006, 2011, 2012, 2014 regular season; 2002, 2006, 2010, 2011 tourney).
- Fisher has led the Aztecs to nine straight 20-win seasons. The last six seasons have produced at least 23 victories.
- Fisher has coached San Diego State to 11 postseason appearances (2002, 2006, 2010, 2011, 2012, 2013, 2014 NCAA; 2003, 2007, 2008, 2009 NIT).
- Fisher is the longest-tenured head coach in the Mountain West.
- Fisher will receive the 2015 John R. Wooden Award Legends of Coaching honor.

SCHEDULE / RESULTS

Date	Opponent (Television)	Time/Result	Note
EA SPORTS Maui Invitational Opening Round (Campus Sites)			
N.14	CSUN (FOX Sports San Diego)	W, 79-58	► SDSU wins 42nd straight game vs. a California school; Quinn leads SDSU with 15 points; Spencer blocks a career-high six shots
N.18	(25/rv) Utah (ESPN)	W, 53-49	► San Diego State beats Utah for sixth straight time; O'Brien puts up 12 points, 11 rebounds, three assists to lead team
N.20	Bakersfield (FOX Sports San Diego)	W, 51-27	► The Aztecs hold the Roadrunners to the lowest scoring output of the season in Division I (SDSU Division I record)
EA SPORTS Maui Invitational Championship Round (Lahaina Civic Center; Lahaina, Hawaii)			
N.24	vs. (rv/-) Brigham Young (ESPN2)	2ot-W, 92-87	► Quinn knocks down game-tying 3FG in first overtime to force 2OT after BYU forced OT initially; Quinn scores 22 points off the bench
N.25	vs. Pittsburgh (ESPN)	W, 74-57	► SDSU shoots a season-high 58.7 percent from the floor; Kell scored a career-high 15 points
N.26	vs. (3/4) Arizona (ESPN)	L, 59-61	► San Diego State leads for 19:21; Seven ties, 13 lead changes; SDSU holds Arizona to 36.5 percent shooting, but goes 13-for-24 from FT
D.4	San Diego (ESPN)	8 p.m. PT	► The Aztecs have won a series-best eight straight and 11 of the last 12; SDSU has won six in a row at home
D.7	at (rv/rv) Washington (Pac-12 Network)	6 p.m. PT	► Return game from last season (SDSU, 70-63, at Viejas Arena); SDSU's first trip to Seattle since 2004
D.10	Long Beach State (ESPN3)	7 p.m. PT	► SDSU has won four straight vs. LBSU; First meeting since 2011; San Diego State leads series, 36-22 (19-10 at home)
D.17	at Cincinnati (ESPN2)	9 p.m. ET	► First-ever meeting; Last time SDSU visited state of Ohio during regular season was in 2010 and went 3-0 in Oxford
D.20	Ball State (Campus Insiders/Mountain West Network)	7 p.m. PT	► First meeting between the schools since 1999, inside Viejas Arena; Ball State leads series, 3-1
D.22	UC Riverside (FOX Sports San Diego)	8 p.m. PT	► San Diego State has defeated UC Riverside in all 10 meetings, including last season's 77-41 effort at Viejas Arena
D.27	San Diego Christian (FOX Sports San Diego)	7 p.m. PT	► The Aztecs have won all four meetings, which have occurred in each of the last four seasons
D.31	*Air Force (ESPN3)	2 p.m. PT	► SDSU has won nine straight vs. Air Force at home, all by at least seven points; SDSU won, 64-56, in 2014
J.3	*at Fresno State (ESPN)	TBD	► The Aztecs have won on their last four trips to Fresno; Last loss came in 2000; SDSU won, 82-67, last season
J.6	*New Mexico (CBS Sports Network)	8 p.m. PT	► San Diego State rallied from 16-point deficit to beat UNM, 51-48, last season to capture Mountain West regular-season title
J.14	*at Wyoming (ESPN2)	9 p.m. MT	► The Aztecs have split last four meetings in Laramie; Wyoming snapped SDSU's 20-game winning streak last year
J.17	*UNLV (CBS Sports Network)	3 p.m. PT	► SDSU has won five of the last six vs. UNLV inside Viejas Arena; The Aztecs beat UNLV, 63-52, a year ago
J.20	*at Air Force (CBS Sports Network)	7:45 p.m. MT	► San Diego State has won four of last six inside Clune Arena, including last season's 79-72 triumph
J.24	*at Colorado State (ESPN or ESPN3)	8 p.m. MT	► Aztecs have won seven of last nine at Moby Arena; SDSU defeated Colorado State in Fort Collins last season, 71-61
J.27	*Fresno State (CBS Sports Network)	6:15 p.m. PT	► The Aztecs have won four straight vs. Fresno State at home and have not suffered a home defeat since 1999
J.31	*Utah State (CBS Sports Network)	5 p.m. PT	► San Diego State won all three meetings with Utah State, including last season's 60-45 decision at home
F.4	*at Nevada (ESPN3)	7 p.m. PT	► SDSU has won three straight vs. Nevada and is making its first trip to Reno since 2013 (W, 78-57)
F.8	*at Boise State (CBS Sports Network)	4 p.m. MT	► SDSU is 2-1 all-time in Boise, including last season's 67-65 thriller thanks to Dwayne Polee II's game-winning three-pointer
F.11	*Wyoming (CBS Sports Network)	8 p.m. PT	► San Diego State has won six straight vs. Wyoming at home by a margin of 24.2 points
F.14	*Colorado State (CBS Sports Network)	5 p.m. PT	► The Aztecs have beaten the Rams 11 straight times at Viejas Arena, including last season's 65-56 victory
F.17	*at New Mexico (CBS Sports Network)	7:45 p.m. MT	► SDSU has split the last four games played inside The Pit; UNM defeated the Aztecs, 58-44, last season
F.21	*at San José State (ESPN3)	7 p.m. PT	► SDSU snapped a three-game losing streak at SJSU with last year's 75-50 decision; San Diego State is 8-24 all-time at SJSU
F.28	*Boise State (ESPN2 or ESPN)	TBD	► The Aztecs are 4-0 all-time vs. Boise State at home with the last three being decided by three points or less
M.4	*at UNLV (CBS Sports Network)	8 p.m. PT	► SDSU has won seven of the last 10 vs. UNLV in Las Vegas, including both games last year (regular season, MW tournament)
M.7	*Nevada (CBS Sports Network)	7:15 p.m. PT	► San Diego State is 4-1 all-time vs. Nevada at home; SDSU has won the last nine Senior Night games
M.12-14	^ at Mountain West Championship	TBD	► The Aztecs have won the tournament four times, including three times in Las Vegas at Thomas & Mack Center

* - Mountain West game, ^ - Thomas & Mack Center (Las Vegas, Nev.)

More from the Arizona Game

- The loss snapped SDSU's run of 16 straight regular-season victories when having 24 hours or less to prepare.
- San Diego State had its 15-game non-conference winning streak snapped. It was the second longest in school history.
- San Diego State fell to 13-4 in its last 17 vs. current members of the Pac-12 Conference and 14-5 since the start of the 2009-10 season.
- The last five games between the San Diego State and Arizona have been decided by nine points or less.
- Winston Shepard and Trey Kell were named to the EA SPORTS Maui Invitational all-tournament team after the final horn. Shepard averaged 15.0 points, 7.0 rebounds and 2.0 assists. Kell, meanwhile, averaged 14.3 points, 3.3 rebounds and 2.0 assists.

Series History vs. USD

- The Aztecs are 28-17 all-time vs. the Toreros and have won eight straight.
- San Diego State is 19-8 vs. USD at home and has won six in a row at Viejas Arena in the series.
- The series has produced some entertaining games as 27 of the 45 all-time meetings have been decided by 10 points or less. Four meetings have also needed overtime, most recently the 2009 get-together at Jenny Craig Pavilion.
- SDSU has won six straight games vs. members of the West Coast Conference, the league in which USD is affiliated.

Shepard Named MW Player of the Week

- Winston Shepard was named Mountain West Player of the Week for the first time of his career on Monday.
- At the EA SPORTS Maui Invitational, he averaged team highs in points (15.0), rebounds (7.0), three-point percentage (.500), and minutes played (33.7). He also ranked second on the team in field-goal percentage (.500; min 25 attempts), free-throw percentage (.722; min 15 attempts) and assists (2.0) en route to being selected to the all-tournament team.
- The junior forward had his best game of the tournament vs. BYU, recording 18 points, eight rebounds and three assists in a career-high 40 minutes played. He also scored 13 points with seven rebounds and three assists in a win against Pittsburgh, and closed tournament play with 14 points, six rebounds and a steal against No. 3/4 Arizona on Nov. 26.
- Shepard's 45 total points in the three contests were his most since scoring 47 points in a three-game stretch in January of last season. In addition, his three-game double-figure scoring output is his longest since a four-game double-digit scoring streak from Feb. 22-March 5 of last season.

MEDIA RELATIONS

MEDIA RELATIONS OFFICE

Fowler Athletics Center
5302 55th Street, Suite 3014
San Diego, CA 92182
 ■ Office: 619.594.5547
 ■ Fax: 619.582.6541

MIKE MAY

Associate Athletics Director

- Coach Fisher Interviews
- E-Mail: mmay@mail.sdsu.edu
- Office: 619.594.5547
- Cell: 619.957.8372

DARIN WONG

Assistant Director

- Student-Athlete Interviews
- E-Mail: dwong@mail.sdsu.edu
- Office: 619.594.5547
- Cell: 310.489.2378
- Twitter: @dwong_

STAY CONNECTED

- Athletics Website: goaztecs.com
- Twitter: @GoAztecs / #AztecMBB
- Facebook: facebook.com/goaztecs
- Instagram: @goaztecs
- YouTube: youtube.com/goaztecscom

SERIES HISTORY

SAN DIEGO STATE LEADS, 28-17

Home: 19-8, Away: 9-8, Neutral: 0-1

Date	Location	Score
D.8.62	H-Peterson Gym	W 68-49
D.6.63	A-USD Sports Center	W 70-69
J.22.65	H-Peterson Gym	2ot-L 85-89
D.16.65	A-USD Sports Center	L 47-54
D.15.66	H-Peterson Gym	ot-W 55-50
D.9.67	A-USD Sports Center	W 69-59
F.20.69	H-Peterson Gym	L 65-72
F.3.70	A-USD Sports Center	W 70-67
J.26.71	H-Peterson Gym	W 97-82
J.25.72	H-Sports Arena	W 87-69
F.27.73	A-USD Sports Center	L 67-78
F.25.75	A-USD Sports Center	W 84-61
D.19.75	H-Peterson Gym	W 78-62
D.8.76	A-USD Sports Center	L 63-67
D.4.79	H-Sports Arena	ot-W 67-58
D.2.80	H-Sports Arena	W 60-52
D.10.81	H-Sports Arena	W 41-36
D.9.82	H-Sports Arena	W 47-45
J.5.84	H-Sports Arena	W 61-47
D.6.84	H-Sports Arena	W 57-53
D.14.85	H-Sports Arena	L 64-81
D.11.86	H-Sports Arena	L 67-83
D.19.87	H-Sports Arena	L 53-76
D.6.89	H-Sports Arena	W 85-75
N.27.90	H-Sports Arena	L 74-75
N.22.91	A-Sports Arena (so)	L 57-60
D.1.92	N-Sports Arena (so)	L 60-85
D.2.95	A-USD Sports Center (d)	L 65-69
D.8.96	H-Sports Arena	W 87-70
D.19.98	H-Cox Arena (:02)	L 51-52
D.4.99	A-USD Sports Center	L 45-73
D.9.00	H-Cox Arena	L 52-55
D.5.01	A-Jenny Craig Pavilion	L 67-72
J.8.03	H-Cox Arena	W 78-72
D.3.03	A-Jenny Craig Pavilion	W 66-63
D.1.04	H-Cox Arena	W 83-63
N.30.05	A-Jenny Craig Pavilion	L 80-90
N.29.06	H-Cox Arena	W 79-76
N.19.07	A-Jenny Craig Pavilion	W 69-64
D.6.08	H-Cox Arena	W 57-46
D.2.09	A-Jenny Craig Pavilion	ot-W 69-62
D.11.10	H-Viejas Arena	W 77-49
D.7.11	A-Jenny Craig Pavilion	W 74-62
D.15.12	H-Viejas Arena	W 72-56
D.5.13	A-Jenny Craig Pavilion	W 65-64

H - Home Game, A - Away Game, d - Day Game, so - Season Opener, (x:xx) - Game-winning or Game-Tying Shot

Kell's Coming Out Party

- Trey Kell had a coming out party of sorts in Maui after scoring in double figures in all three games and averaging 14.3 points.
- His stat line the first three games: 3.0 points (.125 FG, 0-7 3FG, 5-9 FT), 3.7 rebounds, 1.3 assists, 1.3 steals.
- His stat line the last three games: 14.3 points (.538 FG, 2-6 3FG, 13-17 FT), 3.3 rebounds, 2.0 assists, 1.0 steals.

A Little Bit of Everything

- JJ O'Brien has done a little bit of everything this season, from scoring to rebounding to handing out assists.
- The senior has led the team in scoring once (three double-figure scoring efforts this year), but has also led the team in rebounding and assists three times.
- To date, the 6-7 forward has the team's top rebounding effort (11 vs. Utah) and the top assist performance (6 vs. BYU) this season.

S.W.A.T. Rim

- Several opponents have suffered from S.W.A.T. Rim (Spencer Waits At The Rim) in the early going.
- Skylar Spencer ranks among the top-10 nationally in total blocked shots (22) and blocked shots per game (3.7), through Nov. 30 games.
- The junior has blocked at least four shots four times this season and recorded at least one rejection in every game.
- He turned away a career-high-tying six shots vs. CSUN and had five blocked shots against both BYU and Pittsburgh.

Passing Marks in Non-Conference Action

- San Diego State has won 52 straight non-conference games vs. unranked foes in the regular season.
- SDSU's last regular-season loss to an unranked non-conference opponent came on Dec. 19, 2009, at Arizona State.
- Since that Dec. 19, 2009, loss, the Aztecs have gone 60-6 in non-conference action vs. all foes.

The Defense Does Not Rest

- SDSU has held its last 23 non-conference opponents to 70 points or less in games played at home.
- In those 23 games, San Diego State is 22-1 with the only loss coming to No. 6/5 Arizona last season.
- In the aforementioned 20 games, only three teams have shot above 40.0 percent from the field (UC Santa Barbara in 2012-13; No. 6/5 Arizona in 2013-14, CSUN in 2014-15).

Streaking Through California

- SDSU has won 43 straight games vs. teams from the state of California, a streak that dates to Dec. 2, 2009.
- San Diego State has also beaten five Pac-12 schools during this remarkable run.
- The 43-game winning streak vs. California schools is the longest active streak in the country (through Nov. 20).

School	Streak
SDSU vs. California	43
Syracuse vs. New York	39
UConn vs. Connecticut	33
Brigham Young vs. Colorado	22

- Since the start of the 2010-11 season, San Diego State owns the best record of any school in California (119-28).

Nearly Unbeatable

- San Diego State truly has a homecourt advantage and its record inside Viejas Arena speaks for itself. The Aztecs are 80-6 in their last 86 home games.
- Since the start of 2005-06, the Aztecs are 130-15 inside Viejas and have suffered just one three-loss season at home (2007-08).
- Only 10 teams have won inside Viejas Arena since the start of 2005-06. Of the 10, five were non-conference foes.

Class of the Mountain West

- SDSU was picked to win the Mountain West in the league's preseason poll.
- The Aztecs earned 383 points and 34 of 35 first-place votes. Boise State was picked second with 275 points and received the other first-place tally. The rest of the poll: 3. New Mexico (270), 4. UNLV (269), 5. Colorado State (258), 6. Wyoming (256), 7. Fresno State (232), 8. Nevada (126), 9. Air Force (102), 10. Utah State (98), 11. San Jose State (41).
- Dwayne Polee II and Winston Shepard were named to the preseason all-MW team. SDSU was the lone team with two honorees.
- Junior Angelo Chol was tabbed the preseason MW Newcomer of the Year. The forward is eligible after transferring from Arizona.

Mountain West's Best

- Since the beginning of the Mountain West in 1999-00, San Diego State has won more men's basketball championships than any other current member of the league. Here is the list of current Mountain West schools with their regular-season championships (includes ties)

AMONG THE BEST

BEST FOOTBALL AND MEN'S BASKETBALL WINNING PERCENTAGE SINCE THE BEGINNING OF THE 2010-11 ACADEMIC YEAR (through Dec. 1)

Rk.	Team	W	L	Pct.
1.	Ohio State	165	40	80.5
2.	Louisville	172	49	77.8
3.	San Diego State	160	51	75.8
4.	Wisconsin	160	56	74.1
5.	Oregon	159	56	74.0
6.	Michigan State	161	57	73.9
7.	Florida	159	59	72.9
8.	Arizona	156	59	72.6
9.	Duke	153	59	72.2
10.	Syracuse	155	60	72.1

BEST MEN'S BASKETBALL WINNING PERCENTAGE SINCE THE BEGINNING OF THE 2010-11 SEASON (through Dec. 1)

Rk.	Team	W	L	Pct.
1.	Wichita State	125	24	83.9
2.	Kansas	128	27	82.6
3.	Duke	122	27	81.9
4.	Syracuse	124	28	81.6
5.	Gonzaga	118	27	81.4
6.	Ohio State	124	29	81.0
	San Diego State	119	28	81.0
8.	Louisville	126	31	80.3
9.	Florida	123	33	78.8
	Belmont	115	31	78.8

and tournament championships: 1. San Diego State 8, New Mexico 8, 3. UNLV 3, 4. Wyoming 2, 5. Air Force 1 and Colorado State 1.

MOUNTAIN WEST RECORDS, SINCE 2010-11 SEASON (includes MW Championship)

Rk.	Team	W	L	Pct.	RS Championships	Tourney Championships
1.	San Diego State	57	18	76.0	3	1
2.	New Mexico	56	19	74.7	2	3
3.	UNLV	45	28	61.6	0	0
4.	Colorado State	37	33	52.9	0	0
5.	Boise State	23	30	43.4	0	0
6.	Fresno State	15	22	40.5	0	0
7.	Utah State	8	12	40.0	0	0
8.	Nevada	13	23	36.1	0	0
9.	Air Force	23	45	33.8	0	0
10.	Wyoming	23	46	33.3	0	0
11.	San José State	1	18	05.3	0	0

Passing the Two-Million Mark

- This is the 18th season of SDSU men's basketball inside Viejas Arena and its total attendance surpassed two million vs. Utah back on Nov. 18.
- The 12,414 fans inside Viejas for the Utah game brought the men's hoops total to 2,002,355.

No. 1 All-Time

- Steve Fisher is SDSU's all-time winningest coach.
- The 16th-year head coach earned victory No. 317 at San Diego State after the Aztecs dismissed Pittsburgh at the Maui Invitational. The former leader was George Ziegenfuss, who won 316 games in 21 seasons.

Program Notes

- SDSU finished 2013-14 with a 31-5 record (16-2 MW), its second 30-win effort in the last four seasons (34-3 in 2010-11).
- The Aztecs won the 2014 Mountain West regular-season title, their league-best eighth conference championship.
- San Diego State has won 20 or more games and advanced to the postseason nine straight years.
- SDSU is one of 13 schools to have won 20 or more games nine straight years. The others are Akron, Brigham Young, Duke, Florida, Gonzaga, Kansas, Louisville, Memphis, North Carolina, Ohio State, Pittsburgh and Syracuse.
- San Diego State has appeared in five consecutive NCAA tournaments, which is a school record.
- SDSU is one of 11 teams, and the only team from California, to have advanced to five straight NCAA tournaments.
- San Diego State is one of seven teams in the nation to have advanced to five consecutive NCAA tournaments and win at least 23 games in each of those seasons.
- The Aztecs advanced to the Sweet 16 in 2014, their second appearance in the last four seasons (2010-11).
- San Diego State is one of 17 teams in the nation to have made at least two Sweet 16 appearances in the last four seasons.
- The Aztecs own five of the Mountain West's last seven NCAA tournament victories (current members only).
- SDSU has had three NBA Draft picks in the last four seasons (Kawhi Leonard in 2011, Jamaal Franklin in 2013, Xavier Thames in 2014). Former Aztec Malcolm Thomas, who finished his career in 2011, is currently with the Philadelphia 76ers.

POLL TRACKER

SAN DIEGO STATE IN THE TOP-25 POLLS

Week	Associated Press		Coaches	
	Rk.	Points	Rk.	Points
Preseason	16	560	17	251
Nov. 17	16	564	16	278
Nov. 24	15	736	15	348
Dec. 1	13	784	14	380

AP POLL BREAKDOWN

Total Polls Ranked	63
Top 10 Rankings	21
Longest Consecutive Polls Ranked	23
Current Streak	20


Seasons Ranked	5
Consecutive Seasons Ranked	5

Highest Ranking	4 (Jan. 24, 2011)
Record As Ranked Team	94-19
Record As Ranked Team vs. AP Top 25	6-9
Record As Ranked Team vs. Unranked	88-10

LAST TIME SAN DIEGO STATE WAS...

Ranked: Dec. 1, 2014
Ranked In The Top 15: Dec. 1, 2014 (13th)
Ranked In The Top 10: March 10, 2014 (T-8th)
Ranked In The Top 5: Feb. 10, 2014 (5th)

RANK	WEEKS	RECORD
No. 1		
No. 2		
No. 3		
No. 4	1	1-1
No. 5	3	4-1
No. 6	8	12-3
No. 7	5	10-0
No. 8	1	2-1
No. 9	1	2-0
No. 10	2	3-0
No. 11	1	2-0
No. 12		
No. 13	7	7-5
No. 14	1	2-0
No. 15	2	2-3
No. 16	4	7-0
No. 17	4	6-1
No. 18	4	8-1
No. 19	1	1-0
No. 20	2	0-1
No. 21	2	4-0
No. 22	3	2-2
No. 23	1	1-0
No. 24	4	6-0
No. 25	6	9-0
TOTALS	63	94-19




JEFF JACOBS JAM CENTER

On Nov. 12, 2013, San Diego State announced plans to break ground in spring 2014, on the 23,500-square-foot Jeff Jacobs JAM Center. The \$14.5-million facility will be located just south of Fowler Athletics Center and east of the San Diego State football practice fields. The JAM Center will include:

- Two full-length basketball courts
- Locker rooms
- Team lounges
- Coaches locker rooms
- Eight baskets
- Film rooms
- Athletic training room

"This has been a priority for the basketball programs for some time and will help both basketball programs immensely. This will be another showcase facility for the athletic department as well as the University as a whole." - SDSU head coach Steve Fisher



SDSU BROADCAST ROSTER

San Diego at No. 13/14 San Diego State | Viejas Arena at Aztec Bowl | December 4, 2014



0
SKYLAR SPENCER
Forward
6-10, 240, Junior-2L
Inglewood, Calif.
Price High
PPG: 3.3 RPG: 4.2 APG: 0.7
FG%: 53.8 3FG: 0/0 FT%: 37.5



2
KEVIN ZABO
Guard
6-2, 185, Freshman-HS
Gatineau, Quebec, Canada
Brewster Academy
PPG: 4.5 RPG: 1.5 APG: 1.2
FG%: 39.1 3FG: 3/9 FT%: 67.9



3
ANGELO CHOL
Forward
6-9, 220, Junior-TR
San Diego, Calif.
Arizona
PPG: 6.8 RPG: 3.5 APG: 0.2
FG%: 70.8 3FG: 0/0 FT%: 46.7



4
DAKARAI ALLEN
Guard
6-5, 190, Sophomore-1L
Elk Grove, Calif.
Sheldon High
PPG: 2.8 RPG: 2.0 APG: 0.2
FG%: 50.0 3FG: 0/0 FT%: 1/1



5
WAYNE POLEE II
Forward
6-7, 200, Senior-2L
Los Angeles, Calif.
St. John's
PPG: 9.5 RPG: 3.2 APG: 1.7
FG%: 32.7 3FG: 24.0 FT%: 68.0



10
AQEEL QUINN
Guard
6-3, 200, Senior-1L
Los Angeles, Calif.
CSUN
PPG: 9.7 RPG: 3.2 APG: 0.8
FG%: 40.0 3FG: 31.3 FT%: 8/13




11
D'ERRYL WILLIAMS
Guard
6-2, 195, Sophomore-1L
Sacramento, Calif.
Sheldon High
PPG: 0.7 RPG: 0.0 APG: 0.3
FG%: 1/1 3FG: 0/0 FT%: 0/0



12
TREY KELL
Guard
6-4, 215, Freshman-HS
San Diego, Calif.
St. Augustine HS
PPG: 8.7 RPG: 3.5 APG: 1.7
FG%: 38.1 3FG: 15.4 FT%: 69.2



13
WINSTON SHEPARD
Forward
6-8, 210, Junior-2L
Houston, Texas
Findlay Prep
PPG: 11.8 RPG: 5.5 APG: 1.0
FG%: 44.9 3FG: 4/8 FT%: 71.9



14
ZYLAN CHEATHAM
Forward
6-7, 210, Freshman-HS
Phoenix, Ariz.
South Mountain High
PPG: - RPG: - APG: -
FG%: - 3FG: - FT%: -



20
JJ O'BRIEN
Forward
6-7, 215, Senior-3L
Rancho Cucamonga, Calif.
Utah
PPG: 9.0 RPG: 6.5 APG: 2.5
FG%: 44.2 3FG: 2/8 FT%: 77.8



21
MALIK POPE
Forward
6-10, 205, Freshman-HS
Sacramento, Calif.
Laguna Creek High
PPG: 3.0 RPG: 0.7 APG: 0.0
FG%: 2/9 3FG: 1/5 FT%: 4/4



22
PARKER U'U
Guard
6-4, 220, Sophomore-TR
Sacramento, Calif.
Hartford
PPG: - RPG: - APG: -
FG%: - 3FG: - FT%: -



40
MATT SHRIGLEY
Guard
6-6, 190, Sophomore-1L
San Diego, Calif.
La Costa Canyon High
PPG: - RPG: - APG: -
FG%: - 3FG: - FT%: -



HEAD COACH
STEVE FISHER
• 24th full season (501-258)
• 16th year at SDSU (317-176)
• 1989 NCAA champion
• 3 NCAA title game appearances
• 11 NCAA Tournament appearances
• Two-time national coach of the year

2014-15 SAN DIEGO STATE ALPHABETICAL ROSTER

No.	Name	Pos.	Ht.	Wt.	Yr.	Exp.	Most Recent Div. I Season			Hometown (High School/Previous School)
							PPG	RPG	APG	
4	Dakarai Allen	G	6-5	190	So.	1L	2.5	1.2	0.4	Elk Grove, Calif. (Sheldon High)
14	Zylan Cheatham	F	6-7	210	Fr.	HS	--	--	--	Phoenix, Ariz. (South Mountain High)
3	Angelo Chol	F	6-9	220	Jr.	TR	1.9	2.0	0.1	San Diego, Calif. (Hoover High/Arizona)
33	Niksha Federico	F	6-6	185	So.	SQ	2.8	0.8	0.3	San Diego, Calif. (Cathedral Catholic High)
12	Trey Kell	G	6-4	215	Fr.	HS	--	--	--	San Diego, Calif. (St. Augustine High)
20	JJ O'Brien	F	6-7	215	Sr.	2L	7.8	4.7	1.1	Rancho Cucamonga, Calif. (Alta Loma High/Utah)
5	Dwayne Polee II	F	6-7	200	Sr.	2L	8.5	3.3	0.4	Los Angeles, Calif. (Westchester High/St. John's)
21	Malik Pope	F	6-10	205	Fr.	HS	--	--	--	Sacramento, Calif. (Laguna Creek High)
10	Aqeel Quinn	G	6-3	200	Sr.	1L	5.0	1.6	1.0	Los Angeles, Calif. (Leuzinger High/CSUN)
13	Winston Shepard	F	6-8	210	Jr.	2L	11.6	4.9	2.1	Houston, Texas (Findlay Prep (Nev.))
40	Matt Shrigley	F	6-6	190	So.	1L	5.2	1.6	0.5	San Diego, Calif. (La Costa Canyon High)
0	Skylar Spencer	F	6-10	240	Jr.	2L	4.8	4.3	0.2	Inglewood, Calif. (Price High)
24	Ryan Staten	G	6-2	185	Sr.	SQ	0.9	1.1	0.1	San Pablo, Calif. (Piedmont High)
22	Parker U'u	G	6-4	220	So.	TR	1.4	1.1	0.2	Sacramento, Calif. (Jesuit High/Hartford)
11	D'Erryl Williams	G	6-2	195	So.	1L	0.7	0.6	0.4	Sacramento, Calif. (Sheldon High)
23	Kibret Woldemichael	G	5-7	150	So.	SQ	2.5	0.3	1.0	San Marcos, Calif. (Mission Hills High)
2	Kevin Zabo	G	6-2	185	Fr.	HS	--	--	--	Gatineau, Quebec, Canada (Brewster Academy (N.H.))

2014-15 SAN DIEGO STATE NUMERICAL ROSTER

No.	Name	Pos.	Ht.	Wt.	Yr.	Exp.	Most Recent Div. I Season			Hometown (High School/Previous School)
							PPG	RPG	APG	
0	Skylar Spencer	F	6-10	240	Jr.	2L	4.8	4.3	0.2	Inglewood, Calif. (Price High)
2	Kevin Zabo	G	6-2	185	Fr.	HS	--	--	--	Gatineau, Quebec, Canada (Brewster Academy (N.H.))
3	Angelo Chol	F	6-9	220	Jr.	TR	1.9	2.0	0.1	San Diego, Calif. (Hoover High/Arizona)
4	Dakarai Allen	G	6-5	190	So.	1L	2.5	1.2	0.4	Elk Grove, Calif. (Sheldon High)
5	Dwayne Polee II	F	6-7	200	Sr.	2L	8.5	3.3	0.4	Los Angeles, Calif. (Westchester High/St. John's)
10	Aqeel Quinn	G	6-3	200	Sr.	1L	5.0	1.6	1.0	Los Angeles, Calif. (Leuzinger High/CSUN)
11	D'Erryl Williams	G	6-2	195	So.	1L	0.7	0.6	0.4	Sacramento, Calif. (Sheldon High)
12	Trey Kell	G	6-4	215	Fr.	HS	--	--	--	San Diego, Calif. (St. Augustine High)
13	Winston Shepard	F	6-8	210	Jr.	2L	11.6	4.9	2.1	Houston, Texas (Findlay Prep (Nev.))
14	Zylan Cheatham	F	6-7	210	Fr.	HS	--	--	--	Phoenix, Ariz. (South Mountain High)
20	JJ O'Brien	F	6-7	215	Sr.	2L	7.8	4.7	1.1	Rancho Cucamonga, Calif. (Alta Loma High/Utah)
21	Malik Pope	F	6-10	205	Fr.	HS	--	--	--	Sacramento, Calif. (Laguna Creek High)
22	Parker U'u	G	6-4	220	So.	TR	1.4	1.1	0.2	Sacramento, Calif. (Jesuit High/Hartford)
23	Kibret Woldemichael	G	5-7	150	So.	SQ	2.5	0.3	1.0	San Marcos, Calif. (Mission Hills High)
24	Ryan Staten	G	6-2	185	Sr.	SQ	0.9	1.1	0.1	San Pablo, Calif. (Piedmont High)
33	Niksha Federico	F	6-6	185	So.	SQ	2.8	0.8	0.3	San Diego, Calif. (Cathedral Catholic High)
40	Matt Shrigley	F	6-6	190	So.	1L	5.2	1.6	0.5	San Diego, Calif. (La Costa Canyon High)

Head Coach:	Steve Fisher (Illinois State, 1967)
Associate Head Coach:	Brian Dutcher (Minnesota, 1982)
Assistant Coaches:	Justin Hutson (CSU Bakersfield, 1994), David Velasquez (San Diego State, 2007)
Assistant to the Head Coach:	Mark Fisher (Michigan, 2001)
Director of Operations:	Matt Soria (San Diego State, 2002)
Director of Player Development:	Tim Shelton (San Diego State, 2011)

PRONUNCIATIONS

Dakarai Allen:	Duh-KAR-ee Allen
Zylan Cheatham:	ZY-lin Cheat-um
Niksha Federico:	NEEK-sha Federico
Aqeel Quinn:	Uh-KEEL Quinn
Ryan Staten:	Ryan State-in
Parker U'u:	Parker You-you
D'Erryl Williams:	Dee-AIR-ol Williams
Kevin Zabo:	Kevin ZAH-bo



STEVE FISHER

24th-Full Season • 16th Season at SDSU • Illinois State, 1967

Steve Fisher has guided the Aztec basketball program to unparalleled heights. In 15 seasons, he has taken a program that regularly missed out on the conference postseason tournament, to one which has become one of the best programs in the country.

When Fisher arrived on the scene in March of 1999, he found a basketball program that wasn't good enough to be called average. The Aztecs had suffered through 13 losing seasons in 14 years. Members of the school's last NCAA team were in the early stages of middle age. The expectations were set. The Aztecs were expected to lose. The year before Fisher's arrival on campus, San Diego State won just four games.

Now those days are a distant memory. Fisher has guided San Diego State to the NCAA Tournament seven times, including five straight with at least one victory in three of the last four years. In 2011, he led SDSU to a 34-3 record and a berth in the Sweet 16. In 2014, the Aztecs nearly matched the 2011 squad by going 31-5 and also reaching the Sweet 16. Fisher has also taken the Aztecs to the NIT four times, including their run to the national semifinals in 2009. San Diego State has currently been to the postseason nine straight years.

On March 26, 1999, San Diego State announced its arrival on the basketball scene when it introduced Fisher as its new coach. Fresh from a stint with the Sacramento Kings and with three appearances in the Final Four and a national championship in his pocket, he rolled up his sleeves and went to work. And work was needed. It looked to be a daunting challenge and yet the man with one of the highest winning percentages in NCAA Tournament history had no reservations.

No head-coaching career, at any level, started quicker than that of Fisher. Six games into his head-coaching career he was undefeated and sporting a national championship ring. And the success didn't stop with the national title.

Fisher's eight-plus seasons at Michigan produced a 184-82 (.692) record, nine postseason tournament berths and three trips to the NCAA championship game, including the magical run to the 1989 national title.

Under Fisher, the Wolverines also claimed a NIT championship, won at least 20 games four times and finished among the top three in the powerful Big Ten Conference five times. In 1995, Michigan set a league record by holding opponents to just 39.4 percent shooting from the floor.

Fisher and Co., raised the bar even higher in the postseason. His seven NCAA Tournament teams at Michigan combined for a 20-6 record, which put him fourth

among active coaches and ninth in NCAA history with a winning percentage of .769 in the national bracket after his stint in Ann Arbor. Only 13 coaches have taken more teams to the Final Four, including just six that are still active. He is one of three coaches to take three squads to the Final Four in the first five years of a head-coaching career, and one of just six coaches to lead a team to a NIT title as well as the NCAA.

His accomplishments may be even greater at San Diego State. In 2001-02 he led the Aztecs to the postseason for the first time since 1985 and for just the fourth time ever. The 21 wins were second most for the school as a Division I program and the most since 1985. The fact that those numbers came after just three seasons signifies what is one of the great turnarounds in college basketball.

He followed that up with a third consecutive season with a .500 or better record in 2002-03 and led SDSU back to the postseason for the second consecutive season for only the second time in the school's Division I history. In addition, SDSU claimed its first Division I postseason victory with a win in the NIT.

In 2006-07, he led SDSU to the MW regular season and tournament crowns and a berth in the NCAA Tournament. That team finished with a Division I then-school-record 24 wins. And the last eight seasons, Fisher has led the Aztecs to eight additional 20-win seasons, including six straight 23-win campaigns, and eight consecutive postseason appearances. In 2011-12, in what was perceived as a rebuilding year, Fisher led SDSU to a 26-8 record, a spot in the NCAA Tournament and its second straight Mountain West regular-season title. Then in 2012-13, Fisher and the Aztecs advanced to the third round of the NCAAs for the second time in three years with their third-ever NCAA tournament win. And then in 2013-14, in what also called a rebuilding season, SDSU won the Mountain West and reached the Sweet 16 before finishing 31-5.

Then on Nov. 19, 2014, San Diego State added three more years to Fisher's current contract, which was set to expire at the end of the 2014-15 campaign. With the additional three seasons, Fisher is set atop Montezuma Mesa through the 2017-18 season.

RECORD BREAKDOWN

	Career
Home	282-73
Away	131-145
Neutral	88-40

By Month

November	76-25
December	130-42
January	110-68
February	91-70
March	88-48
April	4-2

Games Decided By/In

1-Point Games	23-9
2 Points	25-21
3 Points or Less	91-61
Overtime	38-16

Steve Fisher Year-By-Year

Year	School	W	L	Pct.	Conference			Postseason/Honors
					W	L	Pct.	
1989	Michigan	6	0	1.000	-	-	-	NCAA Champions
1989-90	Michigan	23	8	.742	12	6	.667	NCAA Second Round
1990-91	Michigan	14	15	.483	7	11	.389	NIT First Round
1991-92	Michigan	25	9	.735	11	7	.611	NCAA Runner-Up, <i>Basketball Times</i> Coach of the Year
1992-93	Michigan	31	5	.861	15	3	.833	NCAA Runner-Up
1993-94	Michigan	24	8	.750	13	5	.722	NCAA Regional Finalist
1994-95	Michigan	17	14	.548	11	7	.611	NCAA First Round
1995-96	Michigan	20	12	.625	10	8	.556	NCAA First Round
1996-97	Michigan	24	11	.686	9	9	.500	NIT Champions
Eight Full Seasons at UM		184	82	.692	88	56	.611	7 NCAA Tournaments, 9 Postseason Appearances
Year	School	W	L	Pct.	W	L	Pct.	Postseason/Honors
1999-00	San Diego State	5	23	.179	0	14	.000	
2000-01	San Diego State	14	14	.500	4	10	.286	8th-most improved team in the country (Sagarin Ratings)
2001-02	San Diego State	21	12	.636	7	7	.500	NCAA First Round; Aztecs' first NCAA trip since 1985
2002-03	San Diego State	16	14	.552	6	8	.429	NIT Second Round; Aztecs reach postseason in consecutive yrs
2003-04	San Diego State	14	16	.483	5	9	.357	Two players that earned all-league honors return in 04-05
2004-05	San Diego State	11	18	.379	4	10	.286	Young Aztecs drop seven games by four points or less or in overtime
2005-06	San Diego State	24	9	.727	13	3	.813	MWC regular season and tournament champs.; NCAA berth
2006-07	San Diego State	22	11	.667	10	6	.625	NIT Second Round; First road win in D-1 postseason tourney
2007-08	San Diego State	20	13	.606	9	7	.563	NIT First Round; Third straight 20-win season
2008-09	San Diego State	26	10	.722	11	5	.688	NIT Semifinals; Fourth straight 20-win year; SDSU-record 26 wins
2009-10	San Diego State	25	9	.735	11	5	.667	NCAA First Round, MWC tournament champions
2010-11	San Diego State	34	3	.919	14	2	.875	NCAA Sweet 16; MWC champions (co-reg. season, tourney), MWC COY
2011-12	San Diego State	26	8	.765	10	4	.714	NCAA Second Round; MW co-reg. season champs; MW COY
2012-13	San Diego State	23	11	.676	9	7	.563	NCAA Third Round; Fifth straight season with at least 23 wins
2013-14	San Diego State	31	5	.861	16	2	.889	NCAA Sweet 16; Outright Mountain West regular-season champions
2014-15	San Diego State	5	1	8.33	0	0	.000	
16 Seasons at SDSU		317	177	.642	129	99	.566	7 NCAA Tournaments; 11 Postseason Appearances
		W	L	Pct.	W	L	Pct.	Postseason/Honors
24-Full Season Career		501	259	.659	217	155	.583	14 NCAA Tournaments, 20 Postseason Appearances

SEASON / CAREER HIGHS

Points

Season 8 vs. Brigham Young (11-24-14)
Career 13 at Kansas (1-5-14)

Rebounds

Season 9 vs. Brigham Young (11-24-14)
Career 11 at USC (11-25-12)

Assists

Season 3 vs. CSUN (11-14-14)
Career 3 vs. CSUN (11-14-14)

Field Goals

Season 3 vs. Brigham Young (11-24-14)
Career 6 at San Diego (12-5-13)

Field Goals Attempted

Season 4 vs. Brigham Young (11-24-14)
4 vs. Utah (11-18-14)
Career 10 at Kansas (1-5-14)

Three-Point Field Goals

Season
Career

Three-Point FG Attempted

Season
Career

Free Throws

Season 2 vs. Brigham Young (11-24-14)
2 vs. CSUN (11-14-14)
Career 4 at San José State (1-22-14)
4 vs. Ark.-Pine Bluff (11-21-12)

Free Throws Attempted

Season 6 vs. Brigham Young (11-24-14)
Career 7 vs. Ark.-Pine Bluff (11-21-12)

Steals

Season 3 vs. CSUN (11-14-14)
Career 4 vs. New Mexico State (3-20-14)

Blocked Shots

Season 6 vs. CSUN (11-14-14)
Career 6 vs. CSUN (11-14-14)
6 at Kansas (1-5-14)

Minutes Played

Season 37 vs. Brigham Young (11-24-14)
Career 40 at Utah State (1-25-14)



0 • SKYLAR SPENCER

FORWARD • 6-10 • 240 • JUNIOR - 2L
INGLEWOOD, CALIF. (PRICE HIGH)

BIG NOTES

- Is the all-time SDSU single-season blocked shots leader with 89, which was established last year.
- Has at least one blocked shot in 63 games, including 43 of his last 46, and multiple blocks 42 times in his career.
- Has blocked multiple shots in 26 of his last 36 games (98 blocks).

SEASON HIGHLIGHTS

- Matched his career high with six blocked shots and led the team with eight rebounds and three steals vs. CSUN (11-14-14).
- Blocked a game-high four shots vs. Bakersfield (11-20-14).
- Posted a season-high eight points and nine rebounds, and blocked a game-high five shots vs. Brigham Young (11-24-14).
- Had a game-high five blocked shots, which was three more than Pittsburgh (11-25-14) had as a team.

2014-15 GAME-BY-GAME STATISTICS

Opponent	GS	FG	3FG	FT	O-D-R	PF	TP	A	TO	B	S	MP
CSUN	*	1-3	0-0	2-4	3-5-8	2	4	3	1	6	3	29
Utah	*	2-4	0-0	0-0	2-1-3	2	4	0	1	1	1	16
Bakersfield	*	0-1	0-0	1-2	2-1-3	1	1	0	1	4	2	21
vs. Brigham Young	*	3-4	0-0	2-6	4-5-9	3	8	1	1	5	0	37
vs. Pittsburgh	*	1-1	0-0	0-0	1-1-2	0	2	0	0	5	0	23
vs. Arizona	*	0-0	0-0	1-4	0-0-0	3	1	0	0	1	1	19
San Diego												
at Washington												
Long Beach State												
at Cincinnati												
Ball State												
UC Riverside												
San Diego Christian												
Air Force												
at Fresno State												
New Mexico												
at Wyoming												
UNLV												
at Air Force												
at Colorado State												
Fresno State												
Utah State												
at Nevada												
at Boise State												
Wyoming												
Colorado State												
at New Mexico												
at San Jose State												
Boise State												
at UNLV												
Nevada												

MISCELLANEOUS STATS / SAN DIEGO STATE RECORD

Category	2014-15 Season		Career Games
	Games	SDSU W/L	
Double-Figure Scoring	0	0-0	6
Double-Figure Rebounding	0	0-0	2
Led SDSU in Scoring	0	0-0	0
Led SDSU in Rebounding	2	2-0	5
Multiple Blocked Shots	4	4-0	42
One Turnover or Less	6	5-1	65
Consecutive Games	Current	Long	
Consecutive Games Played	76	76	
Without Fouling Out	36	39	
Scoring A Point	7	12	
Double-Figure Scoring	0	1	
With At Least 1 Blocked Shot	9	18	

► SPENCER CAREER STATISTICS

Year	G-GS	Min.-Avg.	FG-FGA	Pct.	3P-3PA	Pct.	FT-FTA	Pct.	OR	DR	Reb	Avg.	PF-D	AT	TO	BS	ST	Pts	Avg.
12-13	34-0	484-14.2	43-65	.662	0-0	.000	11-29	.379	40	60	100	2.9	50-0	6	17	51	10	97	2.9
13-14	36-36	857-23.8	74-130	.569	0-0	.000	25-52	.481	65	91	156	4.3	81-1	8	29	89	25	173	4.8
14-15	6-6	145-24.2	7-13	.538	0-0	.000	6-16	.375	12	13	25	4.2	11-0	4	4	22	7	20	3.3
Totals	76-42	1,486-19.6	124-208	.596	0-0	.000	42-97	.433	117	164	281	3.7	142-1	18	50	162	42	290	3.8

CAREER HIGHS

Points

Career 8 vs. Pittsburgh (11-25-14)

Rebounds

Career 2 vs. Arizona (11-26-14)
2 vs. Brigham Young (11-24-14)
2 vs. Bakersfield (11-20-14)
2 vs. Utah (11-18-14)

Assists

Career 2 vs. Arizona (11-26-14)
2 vs. Brigham Young (11-24-14)
2 vs. Bakersfield (11-20-14)

Field Goals

Career 2 vs. Pittsburgh (11-25-14)
2 vs. Brigham Young (11-24-14)
2 vs. Bakersfield (11-20-14)
2 vs. CSUN (11-14-14)

Field Goals Attempted

Career 6 vs. Brigham Young (11-24-14)

Three-Point Field Goals

Career 1 vs. Pittsburgh (11-25-14)
1 vs. Bakersfield (11-20-14)
1 vs. Utah (11-18-14)

Three-Point FG Attempted

Career 3 vs. Bakersfield (11-20-14)

Free Throws

Career 3 vs. Pittsburgh (11-25-14)

Free Throws Attempted

Career 3 vs. Pittsburgh (11-25-14)
3 vs. Utah (11-18-14)

Steals

Career 2 vs. CSUN (11-14-14)

Blocked Shots

Career

Minutes Played

Career 18 vs. Brigham Young (11-24-14)



2 • KEVIN ZABO

GUARD • 6-2 • 185 • FRESHMAN - HS
GATINEAU, QUEBEC, CANADA (BREWSTER ACADEMY)

SEASON HIGHLIGHTS

- Had four points, one rebound, one assist and two steals in 15 minutes in his debut vs. CSUN (11-14-14).
- Made his first career three-pointer and finished with four points, and grabbed a career-best two rebounds vs. No. 25 Utah (11-18-14).
- Scored a career-high eight points vs. Pittsburgh (11-25-14) thanks to a shooting line of 2-for-2 field goals, 1-for-1 from three-point distance and 3-for-3 from the free-throw line.

2014-15 GAME-BY-GAME STATISTICS

Opponent	GS	FG	3FG	FT	O-D-R	PF	TP	A	TO	B	S	MP
CSUN	2-5	0-2	0-0	0-1-1	1	4	1	2	0	2	2	15
Utah	1-2	1-1	1-3	1-1-2	0	4	0	0	0	0	0	16
Bakersfield	2-5	1-3	2-2	0-2-2	4	7	2	2	0	1	1	17
vs. Brigham Young	2-6	0-2	0-0	0-2-2	2	4	2	3	0	1	1	18
vs. Pittsburgh	2-2	1-1	3-3	0-0-0	3	8	0	1	0	0	1	17
vs. Arizona	0-3	0-0	0-1	0-2-2	0	0	2	1	0	1	1	14
San Diego												
at Washington												
Long Beach State												
at Cincinnati												
Ball State												
UC Riverside												
San Diego Christian												
Air Force												
at Fresno State												
New Mexico												
at Wyoming												
UNLV												
at Air Force												
at Colorado State												
Fresno State												
Utah State												
at Nevada												
at Boise State												
Wyoming												
Colorado State												
at New Mexico												
at San Jose State												
Boise State												
at UNLV												
Nevada												

MISCELLANEOUS STATS / SAN DIEGO STATE RECORD

Category	2014-15 Season		Career Games
	Games	SDSU W/L	
Double-Figure Scoring	0	0-0	0
Double-Figure Assists	0	0-0	0
Led SDSU in Scoring	0	0-0	0
Led SDSU in Rebounding	0	0-0	0
Led SDSU in Assists	2	1-1	2
15+ Point Games	0	0-0	0
5+ Assist Games	0	0-0	0
Consecutive Games	Current	Long	
Double-Figure Scoring	0	0	
With At Least 1 Assist	1	2	
Played 30 or More Minutes	0	0	
Consecutive Made FTs	0	5	

► ZABO CAREER STATISTICS

Year	G-GS	Min.-Avg.	FG-FGA	Pct.	3P-3PA	Pct.	FT-FTA	Pct.	OR	DR	Reb	Avg.	PF-D	AT	TO	BS	ST	Pts	Avg.
14-15	6-0	97-16.2	9-23	.391	3-9	.333	6-9	.667	1	8	9	1.5	10-0	7	9	0	5	27	4.5

SEASON / CAREER HIGHS

Points

Season 10 vs. Pittsburgh (11-25-14)
 Career 10 vs. Pittsburgh (11-25-14)
 10 vs. Northern Arizona (11-28-12)

Rebounds

Season 5 vs. Bakersfield (11-20-14)
 5 vs. Utah (11-18-14)
 Career 8 vs. Stanford (2-6-13)

Assists

Season 1 vs. Arizona (11-26-14)
 Career 1 - nine times

Field Goals

Season 4 vs. Utah (11-18-14)
 4 vs. CSUN (11-14-14)
 Career 4 vs. Utah (11-18-14)
 4 vs. CSUN (11-14-14)
 4 at Colorado (2-14-13)

Field Goals Attempted

Season 6 vs. Utah (11-18-14)
 Career 6 vs. Utah (11-18-14)
 6 vs. Stanford (2-6-13)
 6 at Colorado (2-14-13)
 6 vs. USC (2-23-12)

Three-Point Field Goals

Season
 Career

Three-Point FG Attempted

Season
 Career

Free Throws

Season 4 vs. Pittsburgh (11-25-14)
 Career 4 vs. Pittsburgh (11-25-14)
 4 vs. Northern Arizona (11-28-12)
 4 at Washington State (2-16-12)
 4 vs. Colorado (2-9-12)

Free Throws Attempted

Season 6 vs. Pittsburgh (11-25-14)
 Career 7 at Washington State (2-16-12)

Steals

Season 1 vs. Pittsburgh (11-25-14)
 1 vs. Brigham Young (11-25-14)
 Career 4 vs. Valparaiso (11-7-11)

Blocked Shots

Season 2 vs. Arizona (11-26-14)
 2 vs. Brigham Young (11-24-14)
 Career 4 at Stanford (2-4-12)

Minutes Played

Season 24 vs. Utah (11-18-14)
 Career 24 vs. Utah (11-18-14)
 24 vs. Stanford (2-6-13)



3 • ANGELO CHOL

FORWARD • 6-9 • 220 • JUNIOR - TR
 SAN DIEGO, CALIF. (ARIZONA)

BIG NOTES

- Has made 17 of his 24 field-goal attempts this season.
- Scored in eight straight games, which is his career long (previous: 5).
- In his most recent season (2012-13 at Arizona), 42.9 percent of his rebounds came on the offensive glass.

SEASON HIGHLIGHTS

- Had eight points (4-4 FG) and four rebounds in 15 minutes in his debut vs. CSUN (11-14-14).
- Recorded eight points and pulled down a season-best five rebounds in a career-high-tying 24 minutes vs. No. 25 Utah (11-18-14).
- Pulled down a season-high five rebounds vs. Bakersfield (11-20-14).
- Scored a career-high 10 points vs. Pittsburgh (11-25-14).

2014-15 GAME-BY-GAME STATISTICS

Opponent	GS	FG	3FG	FT	O-D-R	PF	TP	A	TO	B	S	MP
CSUN	4-4	0-0	0-0	1-3-4	5	8	0	0	0	0	0	15
Utah	4-6	0-0	0-2	3-2-5	2	8	0	0	0	0	0	24
Bakersfield	3-5	0-0	0-3	3-2-5	1	6	0	1	0	0	0	17
vs. Brigham Young	1-1	0-0	2-2	0-3-3	3	4	0	2	2	1	1	12
vs. Pittsburgh	3-4	0-0	4-6	0-3-3	4	10	0	2	1	1	1	14
vs. Arizona	2-4	0-0	1-2	1-0-1	2	5	1	3	2	0	1	17
San Diego												
at Washington												
Long Beach State												
at Cincinnati												
Ball State												
UC Riverside												
San Diego Christian												
Air Force												
at Fresno State												
New Mexico												
at Wyoming												
UNLV												
at Air Force												
at Colorado State												
Fresno State												
Utah State												
at Nevada												
at Boise State												
Wyoming												
Colorado State												
at New Mexico												
at San Jose State												
Boise State												
at UNLV												
Nevada												

MISCELLANEOUS STATS / SAN DIEGO STATE RECORD

Category	2014-15 Season		Career Games
	Games	SDSU W/L	
Double-Figure Scoring	0	0-0	1
Double-Figure Rebounding	0	0-0	0
Led SDSU in Scoring	0	0-0	0
Led SDSU in Rebounding	0	0-0	0
Multiple Blocked Shots	2	1-1	12
One Turnover or Less	3	3-0	59
Consecutive Games	Current	Long	
Consecutive Games Played	6	49	
Without Fouling Out	5	62	
Scoring A Point	8	8	
Double-Figure Scoring	0	1	
With At Least 1 Blocked Shot	3	5	

► CHOL CAREER STATISTICS

Year	G-GS	Min.-Avg.	FG-FGA	Pct.	3P-3PA	Pct.	FT-FTA	Pct.	OR	DR	Reb	Avg.	PF-D	AT	TO	BS	ST	Pts	Avg.
11-12*	35-0	427-12.2	40-71	.563	0-0	.000	19-28	.679	30	50	80	2.3	74-1	5	23	29	13	99	2.8
12-13*	28-0	239-8.5	21-47	.447	0-0	.000	12-19	.632	24	32	56	2.0	27-0	3	19	9	4	54	1.9
14-15	6-0	99-16.5	17-24	.708	0-0	.000	7-15	.467	8	13	21	3.5	17-1	1	8	5	2	41	6.8
Totals	69-0	765-11.1	78-142	.549	0-0	.000	38-62	.613	62	95	157	2.3	118-2	9	50	43	19	194	2.8

* at ARIZONA

SEASON / CAREER HIGHS

Points

Season	6 vs. CSUN (11-14-14)
Career	8 vs. Southern Utah (12-18-13) 8 vs. Marquette (12-1-13) 8 vs. San Diego Christian (11-20-13)

Rebounds

Season	5 vs. Bakersfield (11-20-14)
Career	5 vs. Bakersfield (11-20-14)

Assists

Season	1 vs. Bakersfield (11-20-14)
Career	3 vs. St. Katherine (12-27-13)

Field Goals

Season	3 vs. CSUN (11-14-14)
Career	3 vs. CSUN (11-14-14) 3 vs. Colorado State (2-1-14) 3 vs. Southern Utah (12-18-13) 3 vs. Marquette (12-1-13) 3 vs. San Diego Christian (11-20-13)

Field Goals Attempted

Season	4 vs. Bakersfield (11-20-14) 4 vs. Utah (11-18-14) 4 vs. CSUN (11-14-14)
Career	7 vs. Marquette (12-1-13)

Three-Point Field Goals

Season	
Career	

Three-Point FG Attempted

Season	
Career	

Free Throws

Season	1 vs. Bakersfield (11-20-14)
Career	7 vs. UC Riverside (11-8-13)

Free Throws Attempted

Season	1 vs. Bakersfield (11-20-14)
Career	8 vs. Southern Utah (12-18-13) 8 vs. UC Riverside (11-8-13)

Steals

Season	2 vs. Bakersfield (11-20-14)
Career	3 vs. St. Katherine (12-27-13) 3 vs. Southern Utah (12-18-13) 3 vs. San Diego Christian (11-20-13)

Blocked Shots

Season	
Career	3 vs. Washington (12-8-13)

Minutes Played

Season	14 vs. Bakersfield (11-20-14) 14 vs. CSUN (11-14-14)
Career	25 vs. Southern Utah (12-18-13)



4 • DAKARAI ALLEN

GUARD • 6-5 • 190 • SOPHOMORE - 11
ELK GROVE, CALIF. (SHELDON HIGH)

BIG NOTES

- Averaged a team-best 2.4 steals per 40 minutes along with 1.3 blocked shots, which was the second-highest figure among 2013-14 Aztecs.
- Logged the most minutes and games played of any of the true freshmen on the team in 2013-14.

SEASON HIGHLIGHTS

- Set a then-career high with four rebounds and matched his personal best with three buckets vs. CSUN (11-14-14).
- Pulled down a career-best five rebounds and had a season-high two steals vs. Bakersfield (11-20-14).

2014-15 GAME-BY-GAME STATISTICS

Opponent	GS	FG	3FG	FT	O-D-R	PF	TP	A	TO	B	S	MP
CSUN	3-4	0-0	0-0	2-2-4	1	6	0	0	0	0	1	14
Utah	0-4	0-0	0-0	1-0-1	1	0	0	0	0	0	0	9
Bakersfield	2-4	0-0	1-1	3-2-5	1	5	1	3	0	2	14	
vs. Brigham Young												
vs. Pittsburgh/Chaminade												
TBD												
San Diego												
at Washington												
Long Beach State												
at Cincinnati												
Ball state												
UC Riverside												
San Diego Christian												
Air Force												
at Fresno State												
New Mexico												
at Wyoming												
UNLV												
at Air Force												
at Colorado State												
Fresno State												
Utah State												
at Nevada												
at Boise State												
Wyoming												
Colorado State												
at New Mexico												
at San Jose State												
Boise State												
at UNLV												
Nevada												

MISCELLANEOUS STATS / SAN DIEGO STATE RECORD

Category	2014-15 Season		Career Games
	Games	SDSU W/L	
Double-Figure Scoring	0	0-0	0
15-Point Games	0	0-0	0
Led SDSU in Scoring	0	0-0	0
Led SDSU in Rebounding	0	0-0	0
Led SDSU in Assists	0	0-0	1
Multiple Steals	1	1-0	6
One Turnover or Less	2	2-0	28
Consecutive Games	Current	Long	
Consecutive Games Played	3	12	
Without Fouling Out	28	28	
Scoring A Point	1	4	
Double-Figure Scoring	0	0	
With At Least 1 Assist	1	2	

▶ ALLEN CAREER STATISTICS

Year	G-GS	Min.-Avg.	FG-FGA	Pct.	3P-3PA	Pct.	FT-FTA	Pct.	OR	DR	Reb	Avg.	PF-D	AT	TO	BS	ST	Pts	Avg.
13-14	29-1	306-10.6	25-60	.417	0-0	.000	23-43	.535	15	19	34	1.2	44-1	11	14	10	18	73	2.5
14-15	3-0	37-12.3	5-12	.417	0-0	.000	1-1	1.000	6	4	10	3.3	3-0	1	3	0	3	11	3.7
Totals	32-1	343-10.7	30-72	.411	0-0	.000	24-44	.545	21	23	44	1.4	47-1	12	17	10	21	84	2.6

SEASON / CAREER HIGHS

Points

Season 13 vs. Bakersfield (11-20-14)
Career 19 vs. St. Katherine (12-27-13)

Rebounds

Season 5 vs. Bakersfield (11-20-14)
Career 12 vs. St. Katherine (12-27-13)

Assists

Season 3 vs. Brigham Young (11-24-14)
Career 3 vs. Brigham Young (11-24-14)
3 vs. Utah State (3-13-14)
3 vs. Gonzaga (3-17-11)

Field Goals

Season 4 vs. CSUN (11-14-14)
Career 8 vs. St. Katherine (12-27-13)

Field Goals Attempted

Season 14 vs. Bakersfield (11-20-14)
Career 16 at Saint Mary's (11-16-11)

Three-Point Field Goals

Season 1 vs. Arizona (11-26-14)
1 vs. Pittsburgh (11-25-14)
1 vs. Brigham Young (11-14-14)
1 vs. Bakersfield (11-20-14)
1 vs. Utah (11-18-14)
1 vs. CSUN (11-14-14)
Career 3 vs. Arizona (3-27-14)
3 vs. New Mexico (3-15-14)
3 at UNLV (3-14-14)
3 at Wyoming (2-11-14)
3 vs. St. Katherine (12-27-13)
3 vs. Wyoming (2-19-13)

Three-Point FG Attempted

Season 8 vs. Bakersfield (11-20-14)
Career 8 vs. Bakersfield (11-20-14)

Free Throws

Season 6 vs. Bakersfield (11-20-14)
Career 7 at UNLV (3-14-14)

Free Throws Attempted

Season 6 vs. Brigham Young (11-24-14)
6 vs. Bakersfield (11-20-14)
Career 9 vs. New Mexico State (3-20-14)

Steals

Season 4 vs. Utah (11-18-14)
Career 4 vs. Utah (11-18-14)
4 vs. New Mexico (3-8-14)

Blocked Shots

Season 2 vs. Utah (11-18-14)
Career 4 vs. UNLV (1-18-14)

Minutes Played

Season 31 vs. Arizona (11-26-14)
Career 31 vs. Arizona (11-26-14)
31 at Notre Dame (1-8-11)



5 • DWAYNE POLEE II

FORWARD • 6-7 • 200 • SENIOR - 2L
LOS ANGELES, CALIF. (ST. JOHN'S)

BIG NOTES

- Scored in double figures in eight of his last 11 games (132 points; 12.0 ppg).
- Has scored in double figures in 12 of the last 20 games.
- Has multiple steals in five of six games this season.
- Had 13 double-figure scoring games off the bench last season, which led all SDSU reserves.

SEASON HIGHLIGHTS

- Scored in double figures for a career-long sixth straight game after he registered 11 vs. CSUN (11-14-14).
- Matched his career high with four steals and blocked a season-high two shots vs. No. 25 Utah (11-18-14).
- Scored 13 points and went 6-for-6 from the free-throw line, while tallying a season-high two assists and three steals vs. Bakersfield (11-20-14).
- Tied his career high with three assists vs. Brigham Young (11-24-14).
- Registered 11 points in a career-high-tying 31 minutes vs. No. 3/4 Arizona (11-26-14).

2014-15 GAME-BY-GAME STATISTICS

Opponent	GS	FG	3FG	FT	O-D-R	PF	TP	A	TO	B	S	MP
CSUN	*	4-11	1-5	2-4	1-3-4	1	11	1	3	0	2	27
Utah		2-6	1-2	3-4	1-1-2	2	8	1	2	2	4	26
Bakersfield	*	3-14	1-8	6-6	3-2-5	0	13	2	1	1	3	22
vs. Brigham Young	*	3-9	1-5	2-6	1-2-3	2	9	3	2	0	2	29
vs. Pittsburgh	*	2-6	1-3	0-0	0-1-1	0	5	1	0	0	2	22
vs. Arizona	*	3-6	1-2	4-5	1-3-4	1	11	2	1	1	1	31
San Diego												
at Washington												
Long Beach State												
at Cincinnati												
Ball State												
UC Riverside												
San Diego Christian												
Air Force												
at Fresno State												
New Mexico												
at Wyoming												
UNLV												
at Air Force												
at Colorado State												
Fresno State												
Utah State												
at Nevada												
at Boise State												
Wyoming												
Colorado State												
at New Mexico												
at San Jose State												
Boise State												
at UNLV												
Nevada												

MISCELLANEOUS STATS / SAN DIEGO STATE RECORD

Category	2013-14 Season		Career Games
	Games	SDSU W/L	
Double-Figure Scoring	3	2-1	23
Double-Figure Rebounds	0	0-0	1
Double-Doubles	0	0-0	1
Led SDSU in Scoring	1	1-0	4
Led SDSU in Rebounding	0	0-0	2
Led SDSU in Assists	2	1-1	2
20+ Point Games	0	0-0	0
2+ Steal Games	5	5-0	18
Consecutive Games	Current	Long	
Double-Figure Scoring	1	6	
With At Least 1 Rebound	21	21	
15+ Minutes Played	19	19	
Consecutive Games Played	31	51	

► POLEE II CAREER STATISTICS

Year	G-GS	Min.-Avg.	FG-FGA	Pct.	3P-3PA	Pct.	FT-FTA	Pct.	OR	DR	Reb	Avg.	PF-D	AT	TO	BS	ST	Pts	Avg.
10-11*	33-27	491-14.9	62-136	.456	5-22	.227	17-27	.630	26	55	81	2.5	51-0	19	20	15	17	146	4.4
12-13	26-0	245-9.4	23-54	.426	6-18	.333	20-28	.714	13	36	49	1.9	23-0	4	16	4	6	72	2.8
13-14	33-0	592-17.9	100-212	.472	36-92	.391	45-60	.750	23	85	108	3.3	63-2	13	31	17	36	281	8.5
14-15	6-5	157-26.2	17-52	.327	6-25	.240	17-25	.680	7	12	19	3.2	6-0	10	9	4	14	57	9.5
Totals	98-32	1,485-15.2	202-454	.445	53-157	.338	99-140	.707	69	188	257	2.6	143-2	46	76	40	73	556	5.7

* at ST. JOHN'S

SEASON / CAREER HIGHS

Points

Season 22 vs. Brigham Young (11-24-14)
 Career 22 vs. Brigham Young (11-24-14)

Rebounds

Season 5 vs. Arizona (11-26-14)
 5 vs. Brigham Young (11-24-14)
 Career 7 vs. Southern Utah (12-18-13)

Assists

Season 3 vs. CSUN (11-14-14)
 Career 7 vs. UC Irvine (2-5-11)

Field Goals

Season 8 vs. Brigham Young (11-24-14)
 Career 8 vs. Brigham Young (11-24-14)

Field Goals Attempted

Season 18 vs. Brigham Young (11-24-14)
 Career 18 vs. Brigham Young (11-24-14)

Three-Point Field Goals

Season 6 vs. Brigham Young (11-24-14)
 Career 6 vs. Brigham Young (11-24-14)

Three-Point FG Attempted

Season 15 vs. Brigham Young (11-24-14)
 Career 15 vs. Brigham Young (11-24-14)

Free Throws

Season 4 vs. Utah (11-18-14)
 Career 7 at Cal Poly (1-21-12)
 7 vs. Long Beach State (1-7-12)
 7 at Pepperdine (12-10-11)

Free Throws Attempted

Season 6 vs. Utah (11-18-14)
 Career 9 vs. Long Beach State (1-7-12)

Steals

Season 4 vs. Utah (11-18-14)
 Career 5 vs. McNeese State (12-21-13)

Blocked Shots

Season
 Career 1 at Air Force (1-12-14)
 1 at Colorado State (1-1-14)
 1 vs. Pacific (1-12-12)
 1 vs. UC Irvine (12-29-11)
 1 at Washington (12-22-11)
 1 vs. Pacifica (12-17-11)
 1 vs. CSU Bakersfield (11-30-11)
 1 vs. CS Fullerton (3-10-11)
 1 vs. UC Irvine (2-5-11)
 1 at UC Santa Barbara (1-29-11)

Minutes Played

Season 38 vs. Brigham Young (11-24-14)
 Career 38 vs. Brigham Young (11-24-14)



10 • AQEEL QUINN

GUARD • 6-3 • 200 • SENIOR - !L
 LOS ANGELES, CALIF. (CSUN)

BIG NOTES

- Knocked down a three-pointer with 10 seconds left in overtime to tie the game and force double overtime in the game vs. Brigham Young (11-24-14).
- Committed one turnover or less 26 times last season and has not committed multiple turnovers in any game this year.
- Owns the highest scoring output of the season for SDSU (22 points vs. Brigham Young).

SEASON HIGHLIGHTS

- Led SDSU in scoring for the first time of his career with 15 points vs. CSUN (11-14-14).
- Started and played 30 minutes, while racking up a game-high four steals vs. No. 25 Utah (11-18-14).
- Scored a career-high 22 points, his first 20-point effort of his career, on a personal-record eight field goals, including six three-pointers, in a career-best 38 minutes vs. Brigham Young (11-24-14).

2014-15 GAME-BY-GAME STATISTICS

Opponent	GS	FG	3FG	FT	O-D-R	PF	TP	A	TO	B	S	MP
CSUN	5	10	3-8	2-2	1-1-2	2	15	3	0	0	1	17
Utah	*	1-6	0-2	4-6	2-0-2	2	6	0	1	0	4	30
Bakersfield	1-4	1-4	1-2	0-3-3	3	4	2	0	0	0	0	19
vs. Brigham Young	8-18	6-15	0-1	1-4-5	1	22	0	1	0	0	0	38
vs. Pittsburgh	3-6	0-2	1-2	0-2-2	1	7	0	1	0	0	0	18
vs. Arizona	2-6	0-1	0-0	3-2-5	4	4	0	0	0	0	0	20
San Diego												
at Washington												
Long Beach State												
at Cincinnati												
Ball state												
UC Riverside												
San Diego Christian												
Air Force												
at Fresno State												
New Mexico												
at Wyoming												
UNLV												
at Air Force												
at Colorado State												
Fresno State												
Utah State												
at Nevada												
at Boise State												
Wyoming												
Colorado State												
at New Mexico												
at San Jose State												
Boise State												
at UNLV												
Nevada												

MISCELLANEOUS STATS / SAN DIEGO STATE RECORD

Category	2014-15 Season		Career Games
	Games	SDSU W/L	
Double-Figure Scoring	2	2-0	14
20-Point Games	1	1-0	1
Led SDSU in Scoring	2	2-0	2
Led SDSU in Rebounding	0	0-0	1
Led SDSU in Assists	1	1-0	4
Multiple 3FG	2	2-0	20
Multiple Steals	1	1-0	14
One Turnover or Less	6	5-1	67
Consecutive Games	Current	Long	
Consecutive Games Played	7	35	
Without Fouling Out	74	74	
Scoring A Point	6	20	
Double-Figure Scoring	0	3	
With At Least 1 Assist	0	6	

► QUINN CAREER STATISTICS

* at CSUN

Year	G-GS	Min.-Avg.	FG-FGA	Pct.	3P-3PA	Pct.	FT-FTA	Pct.	OR	DR	Reb	Avg.	PF-D	AT	TO	BS	ST	Pts	Avg.
10-11*	32-0	405-12.7	29-88	.330	16-37	.432	28-36	.778	7	38	45	1.4	46-1	51	38	3	16	102	3.2
11-12*	23-10	486-21.1	44-151	.291	20-77	.260	49-59	.831	12	37	49	2.1	39-0	39	41	5	15	157	6.8
13-14	32-1	515-16.1	53-146	.363	28-80	.350	27-37	.730	11	41	52	1.6	42-0	31	23	2	23	161	5.0
14-15	6-1	142-23.7	20-50	.400	10-32	.313	8-13	.615	7	12	19	3.2	13-0	5	3	0	5	58	9.7
Totals	93-12	1,548-16.6	146-435	.336	74-226	.327	112-145	.772	37	128	165	1.8	140-1	126	105	10	59	478	5.1

SEASON / CAREER HIGHS

Points

Season	2 vs. Pittsburgh (11-25-14)
Career	4 at Fresno State (3-1-14) 4 vs. San José State (2-25-14)

Rebounds

Season	
Career	3 vs. UC Riverside (11-8-13)

Assists

Season	1 vs. Pittsburgh (11-25-14)
Career	3 vs. Southern Utah (12-8-13)

Field Goals

Season	1 vs. Pittsburgh (11-25-14)
Career	2 vs. San José State (2-25-14)

Field Goals Attempted

Season	1 vs. Pittsburgh (11-25-14)
Career	2 vs. San José State (2-25-14) 2 at Air Force (1-12-14) 2 vs. UC Riverside (11-8-13)

Three-Point Field Goals

Season	
Career	1 at Fresno State (3-1-14)

Three-Point FG Attempted

Season	
Career	1 at Fresno State (3-1-14)

Free Throws

Season	
Career	2 vs. UC Riverside (11-8-13)

Free Throws Attempted

Season	
Career	3 at Fresno State (3-1-14)

Steals

Season	1 vs. Pittsburgh (11-25-14)
Career	1 vs. Pittsburgh (11-25-14)

Blocked Shots

Season	
Career	1 vs. San José State (2-25-14) 1 vs. Coll. of Charleston (11-28-13)

Minutes Played

Season	6 vs. Pittsburgh (11-25-14)
Career	17 vs. Coll. of Charleston (11-28-13)



11 • D'ERRYL WILLIAMS

GUARD • 6-2 • 195 • SOPHOMORE - 11
SACRAMENTO, CALIF. (SHELDON HIGH)

BIG NOTES

- Committed only three turnovers in 127 minutes and went 10 straight games without a miscue in 2013-14.
- Played 10 times through the first 22 games in 2013-14, but earned minutes in 10 of the final 14 games, including a stretch of seven in a row.
- Was one of four scholarship players to have a positive assist-to-turnover ratio (2.67) in 2013-14.

SEASON HIGHLIGHTS

- Played four minutes vs. Bakersfield (11-20-14).
- Scored his first points of the season off a steal and breakaway layup in six minutes vs. Pittsburgh (11-25-14).

2014-15 GAME-BY-GAME STATISTICS

Opponent	GS	FG	3FG	FT	O-D-R	PF	TP	A	TO	B	S	MP
CSUN		0-0	0-0	0-0	0-0-0	0	0	0	1	0	0	1
Utah		DNP-CD										
Bakersfield		0-0	0-0	0-0	0-0-0	0	0	0	0	0	0	4
vs. Brigham Young		DNP-CD										
vs. Pittsburgh		1-1	0-0	0-0	0-0-0	0	2	1	0	0	1	6
vs. Arizona		DNP-CD										
San Diego												
at Washington												
Long Beach State												
at Cincinnati												
Ball State												
UC Riverside												
San Diego Christian												
Air Force												
at Fresno State												
New Mexico												
at Wyoming												
UNLV												
at Air Force												
at Colorado State												
Fresno State												
Utah State												
at Nevada												
at Boise State												
Wyoming												
Colorado State												
at New Mexico												
at San Jose State												
Boise State												
at UNLV												
Nevada												

MISCELLANEOUS STATS / SAN DIEGO STATE RECORD

Category	2014-15 Season		Career Games
	Games	SDSU W/L	
Double-Figure Scoring	0	0-0	0
20-Point Games	0	0-0	0
Led SDSU in Scoring	0	0-0	0
Led SDSU in Rebounding	0	0-0	0
Led SDSU in Assists	0	0-0	2
Multiple 3FG	0	0-0	0
Multiple Steals	0	0-0	0
One Turnover or Less	3	3-0	23
Consecutive Games	Current	Long	
Consecutive Games Played	0	7	
One Turnover or Less	23	23	
Scoring A Point	1	2	
Double-Figure Scoring	0	0	
With At Least 1 Assist	1	2	

► WILLIAMS CAREER STATISTICS

Year	G-GS	Min.-Avg.	FG-FGA	Pct.	3P-3PA	Pct.	FT-FTA	Pct.	OR	DR	Reb	Avg.	PF-D	AT	TO	BS	ST	Pts	Avg.
13-14	20-0	127-6.4	4-12	.333	1-1	1.000	4-9	.444	3	8	11	0.6	17-0	8	3	2	0	13	0.7
14-15	3-0	11-3.7	1-1	1.000	0-0	.000	0-0	.000	0	0	0	0.0	0-0	1	1	0	1	2	0.7
Totals	23-0	138-6.0	5-13	.385	1-1	1.000	4-9	.444	3	8	11	0.5	17-0	9	4	2	1	15	0.7

CAREER HIGHS

Points

Career 15 vs. Pittsburgh (11-25-14)

Rebounds

Career 5 vs. Bakersfield (11-20-14)

Assists

Career 3 vs. Pittsburgh (11-25-14)
3 vs. CSUN (11-14-14)

Field Goals

Career 7 vs. Pittsburgh (11-25-14)

Field Goals Attempted

Career 10 vs. Arizona (11-26-14)

Three-Point Field Goals

Career 1 vs. Arizona (11-26-14)
1 vs. Pittsburgh (11-25-14)

Three-Point FG Attempted

Career 3 vs. Arizona (11-25-14)
3 vs. Bakersfield (11-20-14)

Free Throws

Career 8 vs. Brigham Young (11-24-14)

Free Throws Attempted

Career 10 vs. Brigham Young (11-24-14)

Steals

Career 2 vs. Utah (11-18-14)

Blocked Shots

Career 1 vs. Pittsburgh (11-25-14)

Minutes Played

Career 26 vs. Arizona (11-26-14)



12 • TREY KELL

GUARD • 6-4 • 215 • FRESHMAN - HS
SAN DIEGO, CALIF. (ST. AUGUSTINE HIGH)

BIG NOTES

■ Became the 13th freshman to start a season-opening game under Steve Fisher and the eighth in Fisher's 16 years at SDSU. He joined Juwan Howard, Jalen Rose, Chris Webber, Jerod Ward, Albert White, Bradley Jackson, Steve Sir, Brandon Heath, Richie Williams, D.J. Gay, Tim Shelton and Kawhi Leonard as the only freshmen to start a season opener with Fisher at the helm.

■ Named to the EA SPORTS Maui Invitational all-tournament team.

■ Has scored in double figures three straight games after scoring just nine points total in his first three outings.

SEASON HIGHLIGHTS

■ Had four points, three assists and zero turnovers in his debut vs. CSUN (11-14-14).

■ Posted a career-high two steals vs. No. 25 Utah (11-18-14).

■ Pulled down a career high five rebounds vs. Bakersfield (11-20-14).

■ Went 8-for-10 from the free-throw line en route to 14 points, his first career double-digit scoring effort, vs. Brigham Young (11-24-14).

■ Made a career-high seven field goals before finishing with a career-high 15 points to go with a career-high three assists vs. Pittsburgh (11-25-14).

■ Recorded 14 points in a career-high 26 minutes vs. No. 3/4 Arizona (11-26-14).

2014-15 GAME-BY-GAME STATISTICS

Opponent	GS	FG	3FG	FT	O-D-R	PF	TP	A	TO	B	S	MP
CSUN	*	1-5	0-2	2-4	1-1-2	0	4	3	0	0	1	25
Utah	*	1-5	0-2	3-4	1-3-4	0	5	0	1	0	2	24
Bakersfield	*	0-6	0-3	0-1	0-5-5	1	0	1	1	0	1	21
vs. Brigham Young	*	3-7	0-1	8-10	0-4-4	1	14	2	1	0	1	24
vs. Pittsburgh	*	7-9	1-2	0-0	0-2-2	1	15	3	1	1	1	25
vs. Arizona	*	4-10	1-3	5-7	0-4-4	4	14	1	3	0	1	26
San Diego												
at Washington												
Long Beach State												
at Cincinnati												
Ball State												
UC Riverside												
San Diego Christian												
Air Force												
at Fresno State												
New Mexico												
at Wyoming												
UNLV												
at Air Force												
at Colorado State												
Fresno State												
Utah State												
at Nevada												
at Boise State												
Wyoming												
Colorado State												
at New Mexico												
at San Jose State												
Boise State												
at UNLV												
Nevada												

MISCELLANEOUS STATS / SAN DIEGO STATE RECORD

Category	2014-15 Season	
	Games	SDSU W/L
Double-Figure Scoring	3	2-1
Double-Figure Assists	0	0-0
Double-Doubles	0	0-0
Led SDSU in Scoring	2	1-1
Led SDSU in Rebounding	0	0-0
Led SDSU in Assists	0	0-0
15+ Point Games	1	1-0
5+ Assist Games	0	0-0
Consecutive Games	Current	Long
Double-Figure Scoring	3	3
With At Least 1 Assist	4	4
Played 30 or More Minutes	0	0
Consecutive Made FTs	5	5

► KELL CAREER STATISTICS

Year	G-GS	Min.-Avg.	FG-FGA	Pct.	3P-3PA	Pct.	FT-FTA	Pct.	OR	DR	Reb	Avg.	PF-D	AT	TO	BS	ST	Pts	Avg.
14-15	6-6	145-24.2	16-42	.381	2-13	.154	18-26	.692	2	19	21	3.5	7-0	10	7	1	7	52	8.7

SEASON / CAREER HIGHS

Points

Season 18 vs. Brigham Young (11-24-14)
 Career 21 vs. St. Katherine (12-27-13)

Rebounds

Season 8 vs. Brigham Young (11-24-14)
 Career 10 vs. Creighton (11-29-13)

Assists

Season 3 vs. Pittsburgh (11-25-14)
 3 vs. Brigham Young (11-24-14)
 Career 7 vs. Fresno State (1-9-13)

Field Goals

Season 6 vs. Arizona (11-26-14)
 6 vs. Brigham Young (11-24-14)
 Career 7 vs. Nevada (2-8-14)
 7 vs. St. Katherine (12-27-13)

Field Goals Attempted

Season 12 vs. Arizona (11-26-14)
 Career 15 vs. New Mexico (3-15-14)

Three-Point Field Goals

Season 1 vs. Arizona (11-26-14)
 1 vs. Brigham Young (11-24-14)
 1 vs. Utah (11-18-14)
 1 vs. CSUN (11-14-14)
 Career 3 vs. Nevada (2-23-13)

Three-Point FG Attempted

Season 2 vs. Brigham Young (11-24-14)
 2 vs. Bakersfield (11-20-14)
 Career 4 vs. Washington (12-8-13)
 4 vs. Nevada (2-23-13)

Free Throws

Season 7 vs. Pittsburgh (11-25-14)
 7 vs. CSUN (11-14-14)
 Career 10 vs. Creighton (11-29-13)
 10 vs. UNLV (1-16-13)

Free Throws Attempted

Season 10 vs. CSUN (11-14-14)
 Career 14 at Fresno State (3-1-14)
 14 vs. Fresno State (1-15-14)

Steals

Season 1 vs. Arizona (11-26-14)
 1 vs. Pittsburgh (11-25-14)
 1 vs. Utah (11-18-14)
 Career 5 vs. St. Katherine (12-27-13)

Blocked Shots

Season 2 vs. Bakersfield (11-20-14)
 Career 3 vs. Boise State (3-13-13)

Minutes Played

Season 40 vs. Brigham Young (11-24-14)
 Career 40 vs. Brigham Young (11-24-14)



13 • WINSTON SHEPARD

FORWARD • 6-8 • 210 • JUNIOR - 2L
 HOUSTON, TEXAS (FINDLAY PREP)

BIG NOTES

- Mountain West Player of the Week (Dec. 1).
- Named to the EA SPORTS Maui Invitational all-tournament team.
- Scored in double figures in three straight games.
- Has gotten to the free-throw line more than anyone on the team.

SEASON HIGHLIGHTS

- Scored 14 points, which included a 7-for-10 effort from the free-throw line, vs. CSUN (11-14-14).
- Pulled down a team-high six rebounds and two blocked shots vs. Bakersfield (11-20-14).
- Filled the stat sheet with 18 points, eight rebounds and three assists in 40 minutes vs. Brigham Young (11-24-14).
- Shared game-high honors in rebounds (7) and assists (3), while scoring 13 points vs. Pittsburgh (11-25-14).
- Had game highs of 14 points and six rebounds vs. No. 3/4 Arizona (11-26-14).

2014-15 GAME-BY-GAME STATISTICS

Opponent	GS	FG	3FG	FT	O-D-R	PF	TP	A	TO	B	S	MP
CSUN	*	3-5	1-1	7-10	0-2-2	2	14	0	3	0	0	27
Utah	*	2-6	1-1	1-2	1-3-4	4	6	0	3	0	1	17
Bakersfield	*	2-8	0-2	2-2	3-3-6	2	6	0	3	2	0	26
vs. Brigham Young	*	6-10	1-2	5-6	3-5-8	3	18	3	3	1	0	40
vs. Pittsburgh	*	3-8	0-1	7-9	3-4-7	0	13	3	1	0	1	28
vs. Arizona	*	6-12	1-1	1-3	0-6-6	1	14	0	1	0	1	33
San Diego												
at Washington												
Long Beach State												
at Cincinnati												
Ball State												
UC Riverside												
San Diego Christian												
Air Force												
at Fresno State												
New Mexico												
at Wyoming												
UNLV												
at Air Force												
at Colorado State												
Fresno State												
Utah State												
at Nevada												
at Boise State												
Wyoming												
Colorado State												
at New Mexico												
at San Jose State												
Boise State												
at UNLV												
Nevada												

MISCELLANEOUS STATS / SAN DIEGO STATE RECORD

Category	2014-15 Season		Career	
	Games	SDSU W/L	Games	SDSU W/L
Double-Figure Scoring	4	3-1	34	27-7
20-Point Games	0	0-0	1	1-0
Led SDSU in Scoring	1	0-1	8	6-2
Led SDSU in Rebounding	3	2-1	7	5-2
Led SDSU in Assists	1	1-0	14	11-3
Multiple Assists	2	2-0	39	32-7
Multiple 3FGM	0	0-0	1	1-0
One Turnover or Less	2	1-1	27	20-7
Consecutive Games	Current	Long		
Consecutive Games Played	33	38		
Without Fouling Out	72	72		
Scoring A Point	72	72		
Double-Figure Scoring	3	5		
With At Least 1 3FGM	1	2		

► SHEPARD CAREER STATISTICS

Year	G-GS	Min.-Avg.	FG-FGA	Pct.	3P-3PA	Pct.	FT-FTA	Pct.	OR	DR	Reb	Avg.	PF-D	AT	TO	BS	ST	Pts	Avg.
12-13	31-2	629-20.3	57-145	.393	7-28	.250	57-99	.576	30	80	110	3.5	39-0	61	63	12	13	178	5.7
13-14	35-34	932-26.6	136-330	.412	7-38	.184	128-202	.634	59	111	170	4.9	45-0	74	80	12	35	407	11.6
14-15	6-6	171-28.5	22-49	.449	4-8	.500	23-32	.719	10	23	33	5.5	12-0	6	14	3	3	71	11.8
Totals	72-42	1,732-24.1	215-524	.410	18-74	.243	208-333	.625	99	214	313	4.3	96-0	141	157	27	51	656	9.1

SEASON / CAREER HIGHS

Points	
Season	13 vs. Brigham Young (11-24-14) 13 vs. CSUN (11-14-14)
Career	19 vs. Arizona (11-14-13)

Rebounds	
Season	11 vs. Utah (11-18-14)
Career	11 vs. Utah (11-18-14) 11 at Air Force (1-12-14) 11 at UNLV (2-16-13) 11 at New Mexico (2-19-11) 11 vs. BYU (1-11-11)

Assists	
Season	6 vs. Brigham Young (11-24-14)
Career	7 vs. Nevada (2-23-13)

Field Goals	
Season	6 vs. Brigham Young (11-24-14)
Career	7 vs. San Diego Christian (11-20-13) 7 at UNLV (2-16-13) 7 vs. New Mexico (1-19-11)

Field Goals Attempted	
Season	11 vs. Brigham Young (11-24-14)
Career	17 at UNLV (2-16-13)

Three-Point Field Goals	
Season	1 vs. Brigham Young (11-24-14) 1 vs. CSUN (11-14-14)
Career	2 vs. San Diego Christian (11-20-13)

Three-Point Field Goals Attempted	
Season	2 vs. Brigham Young (11-24-14) 2 vs. Bakersfield (11-20-14) 2 vs. CSUN (11-14-14)
Career	3 vs. Arizona (11-14-13)

Free Throws	
Season	6 vs. Utah (11-18-14)
Career	7 at Air Force (1-12-14) 7 vs. Arizona (11-14-13)

Free Throws Attempted	
Season	8 vs. Bakersfield (11-20-14)
Career	11 vs. Arizona (11-14-13)

Steals	
Season	2 vs. Pittsburgh (11-25-14)
Career	4 vs. San Diego (12-15-12)

Blocked Shots	
Season	1 vs. Brigham Young (11-24-14) 1 vs. CSUN (11-14-14)
Career	3 vs. UNLV (3-5-11)

Minutes Played	
Season	48 vs. Brigham Young (11-24-14)
Career	48 vs. Brigham Young (11-24-14)



20 • JJ O'BRIEN

FORWARD • 6-7 • 215 • SENIOR - 2L
RANCHO CUCAMONGA, CALIF. (UTAH)

BIG NOTES

- Started the last 94 non-Senior Night games in which he has seen action.
- Averaged career highs in scoring, free-throw percentage and minutes played last season.

SEASON HIGHLIGHTS

- Dished out a team-high four assists, and added 13 points and seven rebounds vs. CSUN (11-14-14).
- Recorded a double-double with a game-high 12 points and a career- and team-best 11 rebounds, and added a team-high three assists in 38 minutes vs. No. 25 Utah (11-18-14).
- Played 48 of a possible 50 minutes and finished with 13 points, a game-high nine rebounds and a game-high six assists vs. Brigham Young (11-24-14).
- Pulled down a team-high six rebounds vs. No. 3/4 Arizona (11-26-14).

2014-15 GAME-BY-GAME STATISTICS

Opponent	GS	FG	3FG	FT	O-D-R	PF	TP	A	TO	B	S	MP
CSUN	*	5-9	1-2	2-2	4-3-7	1	13	4	2	1	1	30
Utah	*	3-10	0-1	6-6	3-8-11	2	12	3	3	0	1	38
Bakersfield	*	0-4	0-2	5-8	1-3-4	1	5	0	0	0	0	25
vs. Brigham Young	*	6-11	1-2	0-0	4-5-9	2	13	6	2	1	1	48
vs. Pittsburgh	*	4-5	0-0	0-0	1-1-2	2	8	1	1	0	2	19
vs. Arizona	*	1-4	0-1	1-2	2-4-6	4	3	1	2	0	0	31
San Diego												
at Washington												
Long Beach State												
at Cincinnati												
Ball State												
UC Riverside												
San Diego Christian												
Air Force												
at Fresno State												
New Mexico												
at Wyoming												
UNLV												
at Air Force												
at Colorado State												
Fresno State												
Utah State												
at Nevada												
at Boise State												
Wyoming												
Colorado State												
at New Mexico												
at San Jose State												
Boise State												
at UNLV												
Nevada												

MISCELLANEOUS STATS / SAN DIEGO STATE RECORD

Category	2014-15 Season		Career Games
	Games	SDSU W/L	
Double-Figure Scoring	3	3-0	30
Double-Figure Rebounding	1	1-0	11
20-Point Games	0	0-0	0
Double-Doubles	1	1-0	6
Led SDSU in Scoring	1	1-0	7
Led SDSU in Rebounding	3	2-1	12
Led SDSU in Assists	3	3-0	12
Multiple Assists	3	3-0	37
Multiple Steals	1	1-0	18
Consecutive Games	Current	Long	
Without Fouling Out	30	30	
Consecutive Games Started	46	48	
Scoring A Point	43	43	
Double-Figure Scoring	0	6	
With An Assist	3	11	

► O'BRIEN CAREER STATISTICS

Year	G-GS	Min.-Avg.	FG-FGA	Pct.	3P-3PA	Pct.	FT-FTA	Pct.	OR	DR	Reb	Avg.	PF-D	AT	TO	BS	ST	Pts	Avg.
10-11*	22-21	610-27.7	54-131	.412	2-18	.111	30-51	.588	46	74	120	5.5	50-3	27	39	4	10	140	6.4
12-13	34-33	919-27.0	111-211	.526	1-5	.200	23-51	.451	82	70	152	4.5	62-2	51	48	14	31	246	7.2
13-14	35-35	975-27.9	101-220	.459	5-18	.278	67-104	.644	71	92	163	4.7	73-2	38	48	12	24	274	7.8
14-15	6-6	191-31.8	19-43	.442	2-8	.250	14-18	.778	15	24	39	6.5	12-0	15	10	2	5	54	9.0
Totals	97-95	2,695-27.8	285-605	.471	10-49	.204	134-224	.598	214	260	474	4.9	197-7	131	145	32	70	714	7.4

* at UTAH

CAREER HIGHS

Points

Career 4 vs. Bakersfield (11-20-14)

Rebounds

Career 2 vs. Bakersfield (11-20-14)

Assists

Career

Field Goals

Career 1 vs. Arizona (11-26-14)
1 vs. Bakersfield (11-20-14)

Field Goals Attempted

Career 6 vs. Bakersfield (11-20-14)

Three-Point Field Goals

Career 1 vs. Arizona (11-26-14)

Three-Point FG Attempted

Career 2 vs. Bakersfield (11-20-14)

Free Throws

Career 2 vs. Pittsburgh (11-25-14)
2 vs. Bakersfield (11-20-14)

Free Throws Attempted

Career 2 vs. Pittsburgh (11-25-14)
2 vs. Bakersfield (11-20-14)

Steals

Career 2 vs. Bakersfield (11-20-14)

Blocked Shots

Career 2 vs. Pittsburgh (11-25-14)
2 vs. Bakersfield (11-20-14)

Minutes Played

Career 14 vs. Bakersfield (11-20-14)



21 • MALIK POPE

FORWARD • 6-10 • 205 • FRESHMAN - HS
SACRAMENTO, CALIF. (LAGUNA CREEK HIGH)

SEASON HIGHLIGHTS

- Made his debut vs. Bakersfield (11-20-14) and finished with four points, two rebounds, two blocked shots and two steals in 14 minutes.
- Finished with two points and two blocked shots in 12 minutes vs. Pittsburgh (11-25-14).
- Knocked down his first career three-pointer with No. 3/4 Arizona (11-26-14).

2014-15 GAME-BY-GAME STATISTICS

Opponent	GS	FG	3FG	FT	O-D-R	PF	TP	A	TO	B	S	MP
CSUN												
Utah												
Bakersfield	1-6	0-2	2-2	2-0-2	1	4	0	1	2	2	14	
vs. Brigham Young				DNP-CD								
vs. Pittsburgh	0-2	0-2	2-2	0-0-0	0	2	0	0	2	0	12	
vs. Arizona	1-1	1-1	0-0	0-0-0	0	3	0	1	0	0	2	
San Diego												
at Washington												
Long Beach State												
at Cincinnati												
Ball state												
UC Riverside												
San Diego Christian												
Air Force												
at Fresno State												
New Mexico												
at Wyoming												
UNLV												
at Air Force												
at Colorado State												
Fresno State												
Utah State												
at Nevada												
at Boise State												
Wyoming												
Colorado State												
at New Mexico												
at San Jose State												
Boise State												
at UNLV												
Nevada												

MISCELLANEOUS STATS / SAN DIEGO STATE RECORD

Category	2014-15 Season		Career Games
	Games	SDSU W/L	
Double-Figure Scoring	0	0-0	0
Double-Figure Assists	0	0-0	0
Double-Doubles	0	0-0	0
Led SDSU in Scoring	0	0-0	0
Led SDSU in Rebounding	0	0-0	0
Led SDSU in Assists	0	0-0	0
15+ Point Games	0	0-0	0
2+ Assist Games	0	0-0	0
Consecutive Games	Current	Long	
Double-Figure Scoring	0	0	
With At Least 1 Assist	0	0	
Played 30 or More Minutes	0	0	
Consecutive Made FTs	4	4	

► POPE CAREER STATISTICS

Year	G-GS	Min.-Avg.	FG-FGA	Pct.	3P-3PA	Pct.	FT-FTA	Pct.	OR	DR	Reb	Avg.	PF-D	AT	TO	BS	ST	Pts	Avg.
14-15	3-0	28-9.3	2-9	.222	1-5	.200	4-4	1.000	2	0	2	0.7	1-0	0	2	4	2	9	3.0

SEASON / CAREER HIGHS

Points	
Season	
Career	9 at Colorado (12-29-12)
Rebounds	
Season	
Career	7 at Rice (12-15-12)
Assists	
Season	
Career	2 vs. New Hampshire (2-20-13) 2 vs. Central Connecticut (11-24-12)
Field Goals	
Season	
Career	3 at Colorado (12-29-12)
Field Goals Attempted	
Season	
Career	7 at Colorado (12-29-12)
Three-Point Field Goals	
Season	
Career	3 at Colorado (12-29-12)
Three-Point FG Attempted	
Season	
Career	5 at Albany (2-16-13) 5 at Colorado (12-29-12)
Free Throws	
Season	
Career	3 at Fairleigh Dickinson (12-9-12)
Free Throws Attempted	
Season	
Career	4 at Fairleigh Dickinson (12-9-12)
Steals	
Season	
Career	4 at Colorado (12-29-12)
Blocked Shots	
Season	
Career	
Minutes Played	
Season	
Career	22 vs. Marist (12-22-12)



22 • PARKER U'U

GUARD • 6-4 • 220 • SOPHOMORE - TR
SACRAMENTO, CALIF. (HARTFORD)

SEASON HIGHLIGHTS

- Scored four points in three minutes in the exhibition vs. Point Loma (11-7-14).

2014-15 GAME-BY-GAME STATISTICS

Opponent	GS	FG	3FG	FT	O-D-R	PF	TP	A	TO	B	S	MP
CSUN				DNP-CD								
Utah				DNP-CD								
Bakersfield				DNP-CD								
vs. Brigham Young				Did Not Travel								
vs. Pittsburgh				Did Not Travel								
vs. Arizona				Did Not Travel								
San Diego												
at Washington												
Long Beach State												
at Cincinnati												
Ball state												
UC Riverside												
San Diego Christian												
Air Force												
at Fresno State												
New Mexico												
at Wyoming												
UNLV												
at Air Force												
at Colorado State												
Fresno State												
Utah State												
at Nevada												
at Boise State												
Wyoming												
Colorado State												
at New Mexico												
at San Jose State												
Boise State												
at UNLV												
Nevada												

MISCELLANEOUS STATS / SAN DIEGO STATE RECORD

Category	2014-15 Season Games	SDSU W/L	Career Games
Double-Figure Scoring	0	0-0	0
Led SDSU in Scoring	0	0-0	0
Led SDSU in Rebounding	0	0-0	0
Led SDSU in Assists	0	0-0	0
Multiple Assists	0	0-0	2
Multiple Steals	0	0-0	2
Consecutive Games			
	Current	Long	
Without Fouling Out	21	21	
Consecutive Games Played	0	18	
Scoring A Point	0	3	
Double-Figure Scoring	0	0	
With An Assist	0	1	

► U'U CAREER STATISTICS

* at HARTFORD

Year	G-GS	Min.-Avg.	FG-FGA	Pct.	3P-3PA	Pct.	FT-FTA	Pct.	OR	DR	Reb	Avg.	PF-D	AT	TO	BS	ST	Pts	Avg.	
12-13*	29-0	218-7.5	13-45	.289	10-35	.286	5-6	.833	6	25	31	1.1	21-0	6	22	0	10	41	1.4	
14-15																				
Totals	29-0	218-7.5	13-45	.289	10-35	.286	5-6	.833	6	25	31	1.1	21-0	6	22	0	10	41	1.4	

SEASON / CAREER HIGHS

Points

Season
Career 6 vs. St. Katherine (12-27-13)

Rebounds

Season
Career 1 vs. St. Katherine (12-27-13)

Assists

Season
Career 3 vs. San José State (2-25-14)

Field Goals

Season
Career 2 vs. St. Katherine (12-27-13)

Field Goals Attempted

Season
Career 2 vs. St. Katherine (12-27-13)

Three-Point Field Goals

Season
Career 1 vs. McNeese State (12-21-13)

Three-Point FG Attempted

Season
Career 1 vs. McNeese State (12-21-13)

Free Throws

Season
Career 1 vs. Southern Utah (12-18-13)

Free Throws Attempted

Season
Career 2 vs. Southern Utah (12-18-13)

Steals

Season
Career

Blocked Shots

Season
Career

Minutes Played

Season
Career 8 vs. St. Katherine (12-27-13)



23 • KIBRET WOLDEMICHAEL

GUARD • 5-7 • 150 • SOPHOMORE - SQ
SAN MARCOS, CALIF. (MISSION HILLS HIGH)

SEASON HIGHLIGHTS

- Played three minutes in the exhibition game vs. Point Loma (11-7-14).

2014-15 GAME-BY-GAME STATISTICS

Opponent	GS	FG	3FG	FT	O-D-R	PF	TP	A	TO	B	S	MP
CSUN				DNP-CD								
Utah				DNP-CD								
Bakersfield				DNP-CD								
vs. Brigham Young				Did Not Travel								
vs. Pittsburgh				Did Not Travel								
vs. Arizona				Did Not Travel								
San Diego												
at Washington												
Long Beach State												
at Cincinnati												
Ball state												
UC Riverside												
San Diego Christian												
Air Force												
at Fresno State												
New Mexico												
at Wyoming												
UNLV												
at Air Force												
at Colorado State												
Fresno State												
Utah State												
at Nevada												
at Boise State												
Wyoming												
Colorado State												
at New Mexico												
at San Jose State												
Boise State												
at UNLV												
Nevada												

► WOLDEMICHAEL CAREER STATISTICS

Year	G-GS	Min.-Avg.	FG-FGA	Pct.	3P-3PA	Pct.	FT-FTA	Pct.	OR	DR	Reb	Avg.	PF-D	AT	TO	BS	ST	Pts	Avg.
13-14	4-0	18-4.5	3-4	.750	3-4	.750	1-2	.500	0	1	1	0.3	0-0	4	2	0	0	10	2.5
14-15																			
Totals	4-0	18-4.5	3-4	.750	3-4	.750	1-2	.500	0	1	1	0.3	0-0	4	2	0	0	10	2.5

SEASON / CAREER HIGHS

Points

Season
Career 3 vs. San Diego Christian (1-5-12)

Rebounds

Season
Career 5 vs. St. Katherine (12-27-13)

Assists

Season
Career 1 vs. St. Katherine (12-27-13)

Field Goals

Season
Career 1 vs. St. Katherine (12-27-13)
1 vs. Southern Utah (12-18-13)
1 vs. UC Riverside (11-8-13)
1 vs. Fresno State (2-9-13)
1 vs. San Diego Christian (1-5-12)

Field Goals Attempted

Season
Career 2 vs. San José State (2-25-14)
2 vs. St. Katherine (12-27-13)
2 vs. Fresno State (2-9-13)

Three-Point Field Goals

Season
Career

Three-Point FG Attempted

Season
Career

Free Throws

Season
Career 1 vs. San Diego Christian (1-5-12)

Free Throws Attempted

Season
Career 2 vs. San Diego Christian (1-5-12)

Steals

Season
Career 1 vs. Ark.-Pine Bluff (11-21-12)
1 vs. San Diego Christian (11-13-12)

Blocked Shots

Season
Career

Minutes Played

Season
Career 4 vs. St. Katherine (12-27-13)
4 vs. San Diego Christian (11-20-13)
4 vs. San Diego Christian (1-5-12)



24 • RYAN STATEN

GUARD • 6-2 • 185 • SENIOR - SQ
SAN PABLO, CALIF. (PIEDMONT HIGH)

SEASON HIGHLIGHTS

- Played three minutes in the exhibition game vs. Point Loma (11-7-14).

2014-15 GAME-BY-GAME STATISTICS

Opponent	GS	FG	3FG	FT	O-D-R	PF	TP	A	TO	B	S	MP
CSUN				DNP-CD								
Utah				DNP-CD								
Bakersfield				DNP-CD								
vs. Brigham Young				Did Not Travel								
vs. Pittsburgh				Did Not Travel								
vs. Arizona				Did Not Travel								
San Diego												
at Washington												
Long Beach State												
at Cincinnati												
Ball state												
UC Riverside												
San Diego Christian												
Air Force												
at Fresno State												
New Mexico												
at Wyoming												
UNLV												
at Air Force												
at Colorado State												
Fresno State												
Utah State												
at Nevada												
at Boise State												
Wyoming												
Colorado State												
at New Mexico												
at San Jose State												
Boise State												
at UNLV												
Nevada												

► STATEN CAREER STATISTICS

Year	G-GS	Min.-Avg.	FG-FGA	Pct.	3P-3PA	Pct.	FT-FTA	Pct.	OR	DR	Reb	Avg.	PF-D	AT	TO	BS	ST	Pts	Avg.
11-12	2-0	5-2.5	1-1	1.000	0-0	.000	1-2	.500	0	1	1	0.5	0-0	0	1	0	0	3	1.5
12-13	5-0	8-1.6	1-5	.200	0-0	.000	0-0	.000	0	1	1	0.2	0-0	0	0	0	2	2	0.4
13-14	7-0	19-2.7	3-7	.429	0-0	.000	0-3	.000	3	5	8	1.1	3-0	1	0	0	0	6	0.9
14-15																			
Totals	14-0	32-2.3	5-13	.385	0-0	.000	1-5	.200	3	7	10	0.7	3-0	1	1	0	2	11	0.8

SEASON / CAREER HIGHS

Points

Season
Career 6 vs. San José State (2-25-14)

Rebounds

Season
Career 1 vs. San José State (2-25-14)
1 vs. St. Katherine (12-27-13)
1 vs. McNeese State (12-21-13)

Assists

Season
Career 1 vs. St. Katherine (12-27-13)

Field Goals

Season
Career 2 vs. San José State (2-25-14)
2 vs. St. Katherine (12-27-13)

Field Goals Attempted

Season
Career 2 vs. San José State (2-25-14)
2 vs. St. Katherine (12-27-13)

Three-Point Field Goals

Season
Career 2 vs. San José State (2-25-14)

Three-Point FG Attempted

Season
Career 2 vs. San José State (2-25-14)

Free Throws

Season
Career

Free Throws Attempted

Season
Career

Steals

Season
Career

Blocked Shots

Season
Career

Minutes Played

Season
Career 4 vs. St. Katherine (12-27-13)



33 • NIKSHA FEDERICO

FORWARD • 6-6 • 185 • FRESHMAN - HS
SAN DIEGO, CALIF. (CATHEDRAL CATHOLIC HIGH)

SEASON HIGHLIGHTS

■ Has not seen action this season.

2014-15 GAME-BY-GAME STATISTICS

Opponent	GS	FG	3FG	FT	O-D-R	PF	TP	A	TO	B	S	MP
CSUN												
Utah												
Bakersfield												
vs. Brigham Young												
vs. Pittsburgh												
vs. Arizona												
San Diego												
at Washington												
Long Beach State												
at Cincinnati												
Ball state												
UC Riverside												
San Diego Christian												
Air Force												
at Fresno State												
New Mexico												
at Wyoming												
UNLV												
at Air Force												
at Colorado State												
Fresno State												
Utah State												
at Nevada												
at Boise State												
Wyoming												
Colorado State												
at New Mexico												
at San Jose State												
Boise State												
at UNLV												
Nevada												

► FEDERICO CAREER STATISTICS

Year	G-GS	Min.-Avg.	FG-FGA	Pct.	3P-3PA	Pct.	FT-FTA	Pct.	OR	DR	Reb	Avg.	PF-D	AT	TO	BS	ST	Pts	Avg.
13-14	4-0	10-2.5	4-6	.667	3-5	.600	0-0	.000	1	2	3	0.8	1-0	1	0	0	0	11	2.8
14-15																			
Totals	4-0	10-2.5	4-6	.667	3-5	.600	0-0	.000	1	2	3	0.8	1-0	1	0	0	0	11	2.8

SEASON / CAREER HIGHS

Points

Season
Career 15 vs. Utah State (2-18-14)

Rebounds

Season
Career 5 at UNLV (3-14-14)
5 vs. St. Katherine (12-27-13)

Assists

Season
Career 4 vs. St. Katherine (12-27-13)

Field Goals

Season
Career 5 at UNLV (3-5-14)
5 vs. Utah State (2-18-14)
5 at Air Force (1-12-14)
5 vs. San Diego Christian (11-20-13)

Field Goals Attempted

Season
Career 12 vs. McNeese State (12-21-13)

Three-Point Field Goals

Season
Career 4 at UNLV (3-5-14)
4 vs. Utah State (2-18-14)
4 vs. Coll. of Charleston (11-28-13)

Three-Point FG Attempted

Season
Career 9 vs. McNeese State (12-21-13)

Free Throws

Season
Career 3 vs. San Jose State (2-25-14)

Free Throws Attempted

Season
Career 4 vs. Fresno State (1-15-14)
4 vs. St. Katherine (12-27-13)

Steals

Season
Career 2 vs. San Jose State (2-15-14)
2 vs. Creighton (11-29-13)

Blocked Shots

Season
Career 2 vs. Air Force (2-15-14)

Minutes Played

Season
Career 25 vs. St. Katherine (12-27-13)



40 • MATT SHRIGLEY

FORWARD • 6-6 • 190 • SOPHOMORE - 1L
SAN DIEGO, CALIF. (LA COSTA CANYON HIGH)

BIG NOTES

- His 40 three-point makes and 113 three-point attempts last season rank fifth on SDSU's all-time freshman list.
- Shot 35.4 percent from behind the three-point arc last year, which was the third-best mark on the team and seventh on SDSU's freshman records list.

SEASON HIGHLIGHTS

- Had four points and one rebound in the exhibition game vs. Point Loma (11-7-14) before suffering an elbow injury.

2014-15 GAME-BY-GAME STATISTICS

Opponent	GS	FG	3FG	FT	O-D-R	PF	TP	A	TO	B	S	MP
CSUN				DNP-Injured								
Utah				DNP-Injured								
Bakersfield				DNP-Injured								
vs. Brigham Young				DNP-Injured								
vs. Pittsburgh				DNP-Injured								
vs. Arizona				DNP-Injured								
San Diego												
at Washington												
Long Beach State												
at Cincinnati												
Ball State												
UC Riverside												
San Diego Christian												
Air Force												
at Fresno State												
New Mexico												
at Wyoming												
UNLV												
at Air Force												
at Colorado State												
Fresno State												
Utah State												
at Nevada												
at Boise State												
Wyoming												
Colorado State												
at New Mexico												
at San Jose State												
Boise State												
at UNLV												
Nevada												

MISCELLANEOUS STATS / SAN DIEGO STATE RECORD

Category	2014-15 Season		Career	
	Games	SDSU W/L	Games	SDSU W/L
Double-Figure Scoring	0	9-0	9	9-0
20-Point Games	0	0-0	0	0-0
Led SDSU in Scoring	0	0-0	1	1-0
Led SDSU in Rebounding	0	0-0	0	0-0
Led SDSU in Assists	0	0-0	0	0-0
Multiple 3FG	0	0-0	12	12-0
Multiple Steals	0	0-0	2	2-0
One Turnover or Less	0	0-0	28	24-4
Consecutive Games	Current	Long		
Consecutive Games Played	36	36		
Without Fouling Out	36	36		
Scoring A Point	0	11		
Double-Figure Scoring	0	3		
With At Least 1 Assist	0	2		

► SHRIGLEY CAREER STATISTICS

Year	G-GS	Min.-Avg.	FG-FGA	Pct.	3P-3PA	Pct.	FT-FTA	Pct.	OR	DR	Reb	Avg.	PF-D	AT	TO	BS	ST	Pts	Avg.	
13-14	36-3	568-15.8	63-168	.375	40-113	.354	22-33	.667	8	48	56	1.6	54-0	18	17	12	14	188	5.2	
14-15																				
Totals	36-3	568-15.8	63-168	.375	40-113	.354	22-33	.667	8	48	56	1.6	54-0	18	17	12	14	188	5.2	



Game 1

#16/17 San Diego State 79
CSUN 58

Nov. 14, 2014 ♦ San Diego, Calif.
Viejas Arena ♦ Att.: 12,414

SAN DIEGO - No. 16/17 San Diego State had four players reach double figures in scoring and shot 50.0 percent field the field to defeat CSUN, 79-58, to win its second straight season opener.

The Matadors took an early 4-0 lead to open the game, while the Aztecs were slow to get started. Dwayne Polee II recorded the first points of the new season when he was left open in the corner where he proceeded to knock down a three-pointer.

The game remained a two-possession-or-less contest for more than 12 minutes. After SDSU went ahead by six, CSUN trimmed its deficit to two with 8:11 to go.

The Aztecs, however, responded by closing the first half on a 24-6 run, which covered 7 minutes, 52 seconds, to take a 41-21 lead into halftime and never let the Matadors get any closer than 12 points the rest of the way.

Aqeel Quinn, who was playing a school in which he spent his first two seasons, led the Aztecs with 15 points off the bench. Winston Shepard scored 14 points and JJ O'Brien added 13 points, seven rebounds and a team-high four assists. Polee finished with 11 points and frontcourt teammate Skylar Spencer filled the stat sheet with four points, a team-high eight rebounds, a career-high three assists, a personal-best six blocked shots and three steals.

Trey Kell, who was in the starting lineup with O'Brien, Polee II, Shepard and Spencer, became the 13th freshman, and eighth Aztec, to start a season opener for head coach Steve Fisher.

With the starting five and the rest of the Aztecs earning the victory, SDSU pocketed its 42nd consecutive win over schools from California. San Diego State also secured its 121st straight decision when leading with five minutes to play.

CSUN was led by Stephen Maxwell's 15 points and 10 rebounds. Stephan Hicks added 16 points.

CSUN	FG	3FG	FT	R	F	TP	A	TO	B	S	MP
Hicks*	7-14	0-0	2-5	3	1	16	1	1	0	1	35
Maxwell*	7-16	0-0	1-2	10	1	15	1	3	0	1	32
Hale-Edmerson*	2-4	0-0	0-0	5	5	4	0	3	1	2	19
Drew*	1-3	0-1	0-0	0	1	2	5	3	0	1	26
Parks*	2-8	0-2	5-7	1	2	9	4	4	0	2	34
Webb	0-1	0-0	0-1	3	0	0	0	0	0	1	13
Douglas	2-4	1-1	0-1	4	2	5	0	0	0	0	15
Cid	0-0	0-0	0-0	0	0	0	0	0	0	0	1
Efferson	1-1	1-1	0-0	0	0	3	0	2	0	0	5
Elliott	2-7	0-1	0-0	5	4	4	0	1	2	0	20
Team				5							
Totals	24-58	2-6	8-15	34	19	58	11	17	3	8	200

SDSU	FG	3FG	FT	R	F	TP	A	TO	B	S	MP
Spencer*	1-3	0-0	2-4	8	2	4	3	1	6	3	29
Polee II*	4-11	1-5	2-4	4	1	11	1	3	0	2	27
O'Brien*	5-9	1-2	2-2	7	1	13	4	2	1	1	30
Kell*	1-5	0-2	2-4	2	0	4	3	0	0	1	25
Shepard*	3-5	1-1	7-10	2	2	14	0	3	0	0	27
Zabo	2-5	0-2	0-0	1	1	4	1	2	0	2	15
Chol	4-4	0-0	0-0	4	5	8	0	0	0	0	15
Allen	3-4	0-0	0-0	4	1	6	0	0	0	1	14
Quinn	5-10	3-8	2-2	2	2	15	3	0	0	1	17
Team				3							
Totals	28-56	6-20	17-26	37	15	79	15	12	7	11	200

Halftime: San Diego State 41, CSUN 21. **FG%:** San Diego State 50.0, CSUN 41.4. **3FG%:** CSUN 33.3, San Diego State 30.0. **FT%:** San Diego State 65.4, CSUN 53.3. **Officials:** Michael Irving, Shawn Lehigh, Frank Harvey III. **Technical:** None.



Game 2

#16/16 San Diego State 53
#25/rv Utah 49

Nov. 18, 2014 ♦ San Diego, Calif.
Viejas Arena ♦ Att.: 12,414

SAN DIEGO - No. 16/16 San Diego State engaged No. 25/rv Utah in a defensive battle and prevailed, 53-49, in front of a sold-out crowd inside Viejas Arena and a nationally televised audience on ESPN.

The teams combined to shoot 11-for-44 from the floor in the first half and even though the Aztecs outscored the Utes, 9-2, in points off turnovers, Utah made 6-of-10 free throws to take a slim 18-17 lead into halftime.

The second half featured slightly better shooting and the first 10 minutes the score remained close. Angelo Chol, however, sparked San Diego State by scoring six straight points to help the Aztecs jump out to a 30-24 lead. The spurt was continued by a free throw from Dwayne Polee II and the 9-0 run was capped by a JJ O'Brien layup.

Utah immediately cut its deficit to six points, but a Polee II triple extended SDSU's lead back up to nine. The Utes continued to stay close, getting to within five points with 5:01 to go, but the Aztecs, once again, had an answer and were up, 40-31, three possessions later.

Utah found itself trailing by seven points with 2:34 left in the game and began to send SDSU to the free-throw line. San Diego State accepted the challenge and calmly knocked down 13 of its last 14 attempts, including its first nine to squash the Utes' furious rally that featured a trio of three-pointers in the final 1:54. Utah's Delon Wright was also fouled on a three with 10 seconds left and made all three attempts, which brought the Utes to within two points before Polee II made both of his free throws on the Aztecs' next possession to ice the game.

O'Brien led SDSU with 12 points and 11 rebounds. Aqeel Quinn, meanwhile, held Utah's top returner, Wright, to seven points on 2-of-13 shooting.

UU	FG	3FG	FT	R	F	TP	A	TO	B	S	MP
Reyes*	2-4	0-0	4-5	9	3	8	1	2	1	0	21
Loveridge*	2-7	1-5	0-0	1	2	5	2	5	0	1	29
Poehl*	1-3	0-0	2-6	12	3	4	0	2	7	1	35
Taylor*	3-10	3-8	0-0	2	5	9	1	1	0	0	25
Wright, D.*	2-13	0-5	3-3	8	2	7	5	3	2	3	37
Chapman	3-5	0-1	2-2	3	2	8	0	0	0	0	15
Wright, I.	2-4	2-4	0-0	0	1	6	0	3	0	0	16
Ogbe	1-3	0-2	0-0	1	2	2	0	2	0	0	13
Bachynski	0-0	0-0	0-0	2	2	0	0	0	0	0	5
Kuzma	0-1	0-0	0-0	0	0	0	0	0	0	0	4
Team				0							
Totals	16-50	6-25	11-16	38	22	49	9	18	10	5	200

SDSU	FG	3FG	FT	R	F	TP	A	TO	B	S	MP
Spencer*	2-4	0-0	0-0	3	2	4	0	1	1	1	16
Shepard*	2-6	1-1	1-2	4	4	6	0	3	0	1	17
O'Brien*	3-10	0-1	6-6	11	2	12	3	3	0	1	38
Quinn*	1-6	0-2	4-6	2	2	6	0	1	0	4	30
Kell*	1-5	0-2	3-4	4	0	5	0	1	0	2	24
Zabo	1-2	1-1	1-3	2	0	4	0	0	0	0	16
Chol	4-6	0-0	0-2	5	2	8	0	0	0	0	24
Allen	0-4	0-0	0-0	1	1	0	0	0	0	0	9
Polee II	2-6	1-2	3-4	2	2	8	1	2	2	4	26
Team				0							
Totals	16-49	3-9	18-27	34	15	53	4	11	3	13	200

Halftime: Utah 18, San Diego State 17. **FG%:** San Diego State 32.7, Utah 32.0. **3FG%:** San Diego State 33.3, Utah 24.0. **FT%:** Utah 68.8, San Diego State 66.7. **Officials:** David Hall, Randy McCall, Tony Padilla. **Technical:** None.



Game 3

#16/16 San Diego State 51
Bakersfield 27

Nov. 20, 2014 ♦ San Diego, Calif.
Viejas Arena ♦ Att.: 12,414

SAN DIEGO - No. 16/16 San Diego State countered its poor shooting night by playing stifling defense to beat Bakersfield, 51-27, to win its 43rd straight game vs. schools from California.

The 27 points allowed were the fewest allowed in Division I in 2014-15. It was also the fewest allowed by SDSU in its Division I history, which dates to the 1970-71 campaign, and the fewest allowed by an Aztec team since Dec. 3, 1949.

In the first half alone, San Diego State limited the Roadrunners to 18.8-percent shooting and 12 points overall. Bakersfield's point total was tied for the fifth fewest scored in a first half in 2014-15 and was the second fewest allowed by the Aztecs since 1996-97.

SDSU was not much better in the opening 20 minutes, shooting 20.8 percent from the floor, including a 1-for-12 effort from behind the three-point arc. San Diego State, however, held the Roadrunners scoreless for the first 12 minutes, 16 seconds and owned an 11-0 advantage from the charity stripe, to go into half-time ahead, 22-12.

In the second half, the offensive struggles continued for both teams, but moreso for Bakersfield as it went through long stretches without scoring including a 9-minute, 20-second span to close the game where it scored only three points -- on a three-pointer with 25 seconds left.

Dwayne Polee II scored 13 points to lead all players and Winston Shepard pulled down six rebounds to lead the Aztecs, who shot 24.6 percent for the game. Five-star recruit Malik Pope saw his first action of the season after recovering from two leg injuries suffered in high school. The forward played 14 minutes and finished with four points and a pair of rebounds, blocked shots and steals.

CSUB	FG	3FG	FT	R	F	TP	A	TO	B	S	MP
Mays*	3-9	0-0	0-0	10	2	6	2	3	0	2	28
Ahmed, Al.*	3-9	0-2	0-1	4	5	6	2	3	0	0	22
Corbin*	0-2	0-2	0-0	2	2	0	0	6	0	1	16
Maynor*	0-9	0-7	0-0	2	1	0	2	1	0	0	23
Richmond*	1-10	0-4	0-0	6	3	2	0	2	2	0	23
Wrapp	3-4	0-0	0-1	6	4	6	2	4	0	1	25
Connors	1-3	1-2	0-0	2	1	3	1	0	0	0	15
Airington	1-4	0-1	2-2	3	3	4	0	0	0	1	18
Jones	0-3	0-0	0-1	1	1	0	0	0	0	1	16
Ahmed, Ab.	0-3	0-2	0-0	0	2	0	0	1	0	0	14
Team				9				3			
Totals	12-56	1-20	2-5	45	24	27	9	23	2	6	200

SDSU	FG	3FG	FT	R	F	TP	A	TO	B	S	MP
Spencer*	0-1	0-0	1-2	3	1	1	0	1	4	2	21
Polee II*	3-14	1-8	6-6	5	0	13	2	1	1	3	22
Shepard*	2-8	0-2	2-2	6	2	6	0	3	2	0	26
O'Brien*	0-4	0-2	5-8	4	1	5	0	0	0	0	25
Kell*	0-6	0-3	0-1	5	1	0	1	1	0	1	21
Zabo	2-5	1-3	2-2	2	4	7	2	2	0	1	17
Chol	3-5	0-0	0-3	5	1	6	0	1	0	0	17
Allen	2-4	0-0	1-1	5	1	5	1	3	0	2	14
Quinn	1-4	1-4	1-2	3	3	4	2	0	0	0	19
Williams	0-0	0-0	0-0	0	0	0	0	0	0	0	4
Pope	1-6	0-2	2-2	2	1	4	0	1	2	2	14
Team				7							
Totals	14-57	3-24	20-29	47	15	51	8	13	9	11	200

Halftime: San Diego State 22, Bakersfield 12. **FG%:** San Diego State 24.6, Bakersfield 21.4. **3FG%:** San Diego State 12.5, Bakersfield 5.0. **FT%:** San Diego State 69.0, Bakersfield 40.0. **Officials:** Eric Curry, Tom O'Neill, Dan Chrisman. **Technical:** None.



Game 4

**#15/15 San Diego State 92
Brigham Young 87 (2ot)**
Nov. 24, 2014 ♦ Lahaina, Hawaii
Lahaina Civic Center ♦ Att.: 2,400

LAHAINA, Hawaii - No. 15/15 San Diego State met an old foe in Brigham Young at the EA SPORTS Maui Invitational and the date did not disappoint as the Aztecs earned a 92-87 double-overtime victory in the quarterfinal round.

Sharing the hardwood for the first time since 2011 when both schools were members of the Mountain West, SDSU looked poised to win with ease in the early going.

The Aztecs jumped all over the Cougars, building an 11-0 lead and later led by 10 with under 14 minutes to play. BYU rallied to tie the score at 26 with 7:31 left in the half, but San Diego State closed the frame on a 15-7 run to go into the locker room ahead, 41-33.

The Aztecs continued to lead by eight with under 10 minutes left in the second half only to have Brigham Young close the gap as the game rolled on. Trailing by three points with under two minutes to go, Tyler Haws knocked down a three with 1:38 remaining. SDSU had a chance to win the game in regulation when JJ O'Brien swooped down the lane and missed a contested layup. Winston Shepard, however, tried a put-back dunk, but came up short.

In overtime, BYU turned a two-point deficit into a five-point lead with 1:35 left. The Aztecs would not be denied, though, getting a layup from O'Brien and game-changing play from Aqeel Quinn. The senior missed a three-pointer that Skylar Spencer rebounded and gave back to Quinn, who stepped behind the three-point arc and knocked down the shot to level the score. The Cougars had a chance to win the game, but Kyle Collinsworth's layup was off the mark.

In the second overtime, it was all Aztecs as they received two free-throws from Trey Kell and a dunk from Dwayne Polee II and never looked back.

BYU	FG	3FG	FT	R	F	TP	A	TO	B	S	MP
Austin*	0-4	0-2	0-0	5	5	0	0	0	0	1	26
Worthington*	0-1	0-0	0-0	1	3	0	0	1	0	0	8
Fischer*	4-13	3-9	0-0	1	2	11	2	3	1	1	42
Haws*	9-24	5-9	3-4	2	1	26	1	4	0	1	48
Collinsworth*	7-14	1-2	6-8	7	4	21	6	2	0	3	45
Toolson	0-0	0-0	0-0	1	0	0	0	0	0	0	1
Winder	5-12	2-3	2-4	5	3	14	1	0	0	0	37
Bartley IV	0-0	0-0	0-0	0	0	0	0	0	0	0	0+
Nixon	0-0	0-0	0-0	3	0	0	2	0	0	0	6
Nielson	4-7	2-5	2-2	4	1	12	1	0	2	0	22
Kaufusi	1-3	0-0	1-4	4	4	3	0	0	1	0	15
Team				6					1		
Totals	30-78	13-30	14-22	38	24	87	13	11	4	6	250

SDSU	FG	3FG	FT	R	F	TP	A	TO	B	S	MP
Spencer*	3-4	0-0	2-6	9	3	8	1	1	5	0	37
Polee II*	3-9	1-5	2-6	3	2	9	3	2	0	2	29
Shepard*	6-10	1-2	5-6	8	3	18	3	3	1	0	40
O'Brien*	6-11	1-2	0-0	9	2	13	6	2	1	1	48
Kell*	3-7	0-1	8-10	4	1	14	2	1	0	1	24
Zabo	2-6	0-2	0-0	2	4	2	3	0	1	1	18
Chol	1-1	0-0	2-2	3	3	4	0	2	2	1	12
Allen	0-0	0-0	0-0	0	0	0	0	0	0	0	4
Quinn	8-18	6-15	0-1	5	1	22	0	1	0	0	38
Team				5					1		
Totals	32-66	9-27	19-31	48	17	92	17	16	9	6	250

Halftime: San Diego State 41, Brigham Young 33. **FG%:** San Diego State 48.5, Brigham Young 38.5. **3FG%:** Brigham Young 43.3, San Diego State 33.3. **FT%:** Brigham Young 63.6, San Diego State 61.3. **Officials:** Randy McCall, Mike Sanzere, Wally Rutecki. **Technical:** None.



Game 5

**#15/15 San Diego State 74
Pittsburgh 57**
Nov. 25, 2014 ♦ Lahaina, Hawaii
Lahaina Civic Center ♦ Att.: 2,400

LAHAINA, Hawaii - No. 15/15 San Diego State met Pittsburgh in the first-ever meeting between the programs in the semifinals of the EA SPORTS Maui Invitational and cruised to a 74-57 victory.

The Panthers scored first, but it would be the only time they would lead. Trey Kell answered with six straight points and Skylar Spencer capped an 8-0 run with a layup to propel SDSU to an 8-2 lead.

The Aztecs kept Pittsburgh at a safe distance for the middle portion of the first half before closing on a 9-2 run in the final 3 minutes, 15 seconds to open up a 39-25 lead at intermission.

San Diego State continued to get what it wanted as the second half got underway and led by 20 points after a three-pointer from Kell and a three-point play from Winston Shepard.

Pittsburgh responded by getting two easy buckets inside the paint and a three-pointer from Ryan Luther to get the Panthers to within 13 points. The Aztecs, however, pulled away by converting their free-throws and locking down defensively, which led to many offensive chances.

One of those chances was created by D'Erryl Williams, who knocked the ball away from a Panther near midcourt and raced down the floor for the layup. The basket gave San Diego State its biggest lead at 68-43 with 3:41 to go in regulation. SDSU enjoyed a lead of at least 20 points the rest of the way before Pittsburgh scored five unanswered points to end the game.

San Diego State, which was led by a career-high 15 points from Kell, shot a season-high 58.7 percent from the field and was 17-for-22 from the charity stripe. Pittsburgh, meanwhile, was limited to 37.7 percent shooting and forced into committing 17 turnovers.

PITT	FG	3FG	FT	R	F	TP	A	TO	B	S	MP
Artis*	2-7	0-1	0-0	5	2	4	1	1	0	0	20
Young*	4-10	0-2	0-0	7	3	8	1	0	0	1	33
Randall*	0-1	0-0	2-2	2	3	2	0	1	0	0	15
Robinson*	5-12	1-3	6-6	3	2	17	3	5	0	1	30
Jones*	3-6	1-3	2-4	3	2	9	1	2	0	0	32
Luther	2-3	1-2	0-2	3	3	5	0	1	0	0	18
Newkirk	1-4	0-1	2-2	2	3	4	1	2	0	0	18
Jeter	2-4	1-2	0-1	5	0	5	1	0	1	1	14
Johnson	1-6	1-3	0-0	1	1	3	1	2	1	0	19
Uchebo	0-0	0-0	0-0	0	0	0	0	0	0	0	1
Team				4					3		
Totals	20-53	5-17	12-17	35	19	57	9	17	2	3	200

SDSU	FG	3FG	FT	R	F	TP	A	TO	B	S	MP
Spencer*	1-1	0-0	0-0	2	0	2	0	0	5	0	23
Polee II*	2-6	1-3	0-0	1	0	5	1	0	0	2	22
Shepard*	3-8	0-1	7-9	7	0	13	3	1	0	1	28
O'Brien*	4-5	0-0	0-0	2	2	8	1	1	0	2	19
Kell*	7-9	1-2	0-0	2	1	15	3	1	1	1	25
Zabo	2-2	1-1	3-3	0	3	8	0	1	0	0	17
Chol	3-4	0-0	4-6	3	4	10	0	2	1	1	14
Allen	1-2	0-0	0-0	2	3	2	0	2	1	0	16
Quinn	3-6	0-2	1-2	2	1	7	0	1	0	0	18
Williams	1-1	0-0	0-0	0	0	2	1	0	0	1	6
Pope	0-2	0-2	2-2	0	0	2	0	0	2	0	12
Team				0							
Totals	27-46	3-11	17-22	21	14	74	9	9	10	8	200

Halftime: San Diego State 39, Pittsburgh 25. **FG%:** San Diego State 58.7, Pittsburgh 37.7. **3FG%:** Pittsburgh 29.4, San Diego State 27.3. **FT%:** San Diego State 77.3, Pittsburgh 70.6. **Officials:** Mike Scyphers, Verne Harris, Ryan Wells. **Technical:** None.



Game 6

**#3/4 Arizona 61
#15/15 San Diego State 59**
Nov. 26, 2014 ♦ Lahaina, Hawaii
Lahaina Civic Center ♦ Att.: 2,400

LAHAINA, Hawaii - No. 15/15 San Diego State and No. 3/4 Arizona got together for the fourth time in the last three seasons, this time in the championship game of the EA SPORTS Maui Invitational, and the Wildcats emerged with the win for the fourth time, 61-59, to capture the title.

Much like the previous three meetings, the game lived up to the hype between the only two nationally ranked programs in the field.

The game was a see-saw battle, with the Aztecs enjoying a lead for much of the game. SDSU owned a 10-4 lead with 15:25 left in the first half and had an answer nearly every time the Wildcats looked poised to take the lead. Arizona was within two and the Aztecs got a three-pointer from Dwayne Polee II. The Wildcats cut their deficit to one, only to have Polee II knock down a jumper. The trend continued throughout the first half until Arizona took a 32-29 lead with 1:34 left, but this time, Winston Shepard had an answer, laying the ball in to get SDSU within one, 32-31, at half-time.

In the second half, the teams traded figurative punches as the score was tied four times and changed hands seven times in the first 15 minutes. Arizona, however, took minor control of the game as the clock dipped under 5:00, scoring six of the next eight points to take a 57-51 lead.

Down six, Trey Kell was fouled while taking and making a three-pointer, and made his one free-throw, to bring SDSU to within two points. Stanley Johnson kept Arizona out in front by making a pair of free-throws, with JJ O'Brien answering by converting 1-of-2 on the other end. Trailing by three, the Aztecs fouled T.J. McConnell, who made both of his free-throws, and Shepard knocked down a three-pointer with three seconds left to provide the final margin.

UA	FG	3FG	FT	R	F	TP	A	TO	B	S	MP
Johnson*	4-14	1-1	9-10	9	2	18	1	2	1	3	37
Ashley*	3-6	0-0	0-0	5	4	6	0	3	2	2	35
Tarczewski*	0-3	0-0	3-4	1	5	3	1	2	1	1	27
York*	0-2	0-1	2-2	2	4	2	0	0	0	0	11
McConnell*	4-6	1-1	2-3	3	3	11	3	3	0	0	32
Jackson-Cartwright	1-4	0-1	0-0	3	1	2	2	0	0	0	9
Ristic	1-2	0-0	0-0	1	0	2	0	0	0	0	3
Hollis-Jefferson	5-13	0-2	4-5	6	0	14	2	1	3	1	32
Pitts	1-2	1-2	0-0	2	0	3	1	0	0	0	14
Team				2							
Totals	19-52	3-8	20-24	34	19	61	10	11	7	7	200

SDSU	FG	3FG	FT	R	F	TP	A	TO	B	S	MP
Spencer*	0-0	0-0	1-4	0	3	1	0	0	1	1	19
Polee II*	3-6	1-2	4-5	4	1	11	2	1	1	1	31
Shepard*	6-12	1-1	1-3	6	1	14	0	1	0	1	33
O'Brien*	1-4	0-1	1-2	6	4	3	1	2	0	0	31
Kell*	4-10	1-3	5-7	4	4	14	1	3	0	1	26
Zabo	0-3	0-0	0-1	2	0	0	2	1	0	1	14
Chol	2-4	0-0	1-2	1	2	5	1	3	2	0	17
Allen	2-2	0-0	0-0	0	4	0	2	0	0	0	7
Quinn	2-6	0-1	0-0	5	4	4	0	0	0	0	20
Pope	1-1	1-1	0-0	0	0	3	0	1	0	0	2
Team				4							
Totals	21-48	4-9	13-24	32	19	59	7	14	4	5	200

Halftime: Arizona 32, San Diego State 31. **FG%:** San Diego State 43.8, Arizona 36.5. **3FG%:** San Diego State 44.4, Arizona 37.5. **FT%:** Arizona 83.3, San Diego State 54.2. **Officials:** David Hall, Mike Scyphers, Tim Nestor. **Technical:** None.

SAN DIEGO STATE SCHEDULE/RESULTS

Record: 5-1 (Home: 3-0, Away: 0-0, Neutral: 2-1)
 Mountain West: 0-0 (Home: 0-0, Away: 0-0)

Date	SDSU NR	Opponent	SDSU Result	W-L	Record	MW	Scorer	San Diego State High			Attendance
								Rebounder	Assists		
Nov. 14	16/17	CSUN~	W 79-58	W1	1-0		Quinn - 15	Spencer - 8	O'Brien - 4	12,414 (c)	
Nov. 18	16/16	(25/rv) UTAH	W 53-49	W2	2-0		O'Brien - 12	O'Brien - 11	O'Brien - 3	12,414 (c)	
Nov. 20	16/16	BAKERSFIELD	W 51-27	W3	3-0		Polee - 13	Shepard - 6	Polee/Zabo/Quinn - 2	12,414 (c)	
Nov. 24	15/15	vs. (rv/-) Brigham Young#	2ot-W 92-87	W4	4-0		Quinn - 22	O'Brien, Spencer - 9	O'Brien - 6	2,400 (c)	
Nov. 25	15/15	vs. Pittsburgh#	W 74-57	W5	5-0		Kell - 15	Shepard - 7	Kell, Shepard - 3	2,400 (c)	
Nov. 26	15/15	vs. (3/4) Arizona#	L 59-61	L1	5-1		Kell, Shepard - 14	O'Brien, Shepard - 6	Polee II, Zabo - 2	2,400 (c)	
Dec. 4	13/14	SAN DIEGO									
Dec. 7	13/14	at (rv/rv) Washington									
Dec. 10		LONG BEACH STATE									
Dec. 17		at Cincinnati									
Dec. 20		BALL STATE									
Dec. 22		UC RIVERSIDE									
Dec. 27		SAN DIEGO CHRISTIAN									
Dec. 31		AIR FORCE*									
Jan. 3		at Fresno State*									
Jan. 6		NEW MEXICO*									
Jan. 14		at Wyoming*									
Jan. 17		UNLV*									
Jan. 20		at Air Force*									
Jan. 24		at Colorado State*									
Jan. 27		FRESNO STATE*									
Jan. 31		UTAH STATE*									
Feb. 4		at Nevada*									
Feb. 8		at Boise State*									
Feb. 11		WYOMING*									
Feb. 14		COLORADO STATE*									
Feb. 17		at New Mexico*									
Feb. 21		at San Jose State*									
Feb. 28		BOISE STATE*									
March 4		at UNLV*									
March 7		NEVADA*									

Caps denotes home game. ~ - EA SPORTS Maui Invitational Opening Round (Campus Sites). # - EA SPORTS Maui Invitational Championship Round (Lahaina Civic Center; Lahaina, Hawaii). * - Mountain West Game. ` - Indicates the 2015 Mountain West Men's Basketball Championship (Thomas & Mack Center; Las Vegas, Nev.). c - Indicates capacity crowd. SDSU NR - San Diego State national ranking (*Associated Press* and *USA Today* coaches polls at game time). Time to the right of opponent name indicates time remaining on a game-winning shot.

Record/Attendance Summary

	G	W-L	Total	Average	High
Home	3	3-0	37,242	12,414	12,414 - three times
Mountain West					
Away					
Mountain West					
Neutral	3	2-1	7,200	2,400	2,400 - three times
Total	6	5-1	44,442	7,407	12,414 - three times
Mountain West					

Win/Loss Margin

	1	2	3	4	5	6	7	8	9	10	11	12	13	14	15	16	17	18	19	20	21	22	24	≤3	≤5	≤10
Win				1	1												1				1	1			2	2
Loss		1																						1	1	1

SEASON STATS

Record: 5-1 (Home: 3-0, Away: 0-0, Neutral: 2-1)

No.	Player	GP	GS	Min	Avg	TOTAL			3-PTS			FT			REBOUNDS				PF	FO	A	TO	Blk	Stl	Pts	Avg
						FG	FGA	Pct	3FG	FGA	Pct	FT	FTA	Pct	Off	Def	Tot	Avg								
13	SHEPARD, Winston	6	6	171	28.5	22	49	.449	4	8	.500	23	32	.719	10	23	33	5.5	12	0	6	14	3	3	71	11.8
10	QUINN, Aqeel	6	1	142	23.7	20	50	.400	10	32	.313	8	13	.615	7	12	19	3.2	13	0	5	3	0	5	58	9.7
05	POLEE II, Dwayne	6	5	157	26.2	17	52	.327	6	25	.240	17	25	.680	7	12	19	3.2	6	0	10	9	4	14	57	9.5
20	O'BRIEN, JJ	6	6	191	31.8	19	43	.442	2	8	.250	14	18	.778	15	24	39	6.5	12	0	15	10	2	5	54	9.0
12	KELL, Trey	6	6	145	24.2	16	42	.381	2	13	.154	18	26	.692	2	19	21	3.5	7	0	10	7	1	7	52	8.7
03	CHOL, Angelo	6	0	99	16.5	17	24	.708	0	0	.000	7	15	.467	8	13	21	3.5	17	1	1	8	5	2	41	6.8
02	ZABO, Kevin	6	0	97	16.2	9	23	.391	3	9	.333	6	9	.667	1	8	9	1.5	10	0	7	9	0	5	27	4.5
00	SPENCER, Skylar	6	6	145	24.2	7	13	.538	0	0	.000	6	16	.375	12	13	25	4.2	11	0	4	4	22	7	20	3.3
04	ALLEN, Dakarai	6	0	64	10.7	8	16	.500	0	0	.000	1	1	1.000	6	6	12	2.0	6	0	1	7	1	3	17	2.8
21	POPE, Malik	3	0	28	9.3	2	9	.222	1	5	.200	4	4	1.000	2	0	2	0.7	1	0	0	2	4	2	9	3.0
11	WILLIAMS, D'Erryl	3	0	11	3.7	1	1	1.000	0	0	.000	0	0	.000	0	0	0	0.0	0	0	1	1	0	1	2	0.7
TM	TEAM														9	10	19	3.2	0			1			0	
SAN DIEGO STATE		6				138	322	.429	28	100	.280	104	159	.654	79	140	219	36.5	95	1	60	75	42	54	408	68.0
OPPONENTS		6				121	347	.349	30	106	.283	67	99	.677	93	131	224	37.3	127	-	61	97	28	35	339	56.5

SCORE BY PERIODS:	1st	2nd	OT	2OT	Total
SAN DIEGO STATE	191	192	9	16	408
OPPONENTS	141	178	9	11	339

Mountain West: 0-0 (Home: 0-0, Away: 0-0)

HOME/AWAY STATS

Home: 3-0

No.	Player	GP	GS	Min	Avg	TOTAL			3-PTS			REBOUNDS			PF	FO	A	TO	Blk	Stl	Pts	Avg				
						FG	FGA	Pct	3FG	FGA	Pct	FT	FTA	Pct									Off	Def	Tot	Avg
05	POLEE II, Dwayne	3	2	75	25.0	9	31	.290	3	15	.200	11	14	.786	5	6	11	3.7	3	0	4	6	3	9	32	10.7
20	O'BRIEN, JJ	3	3	93	31.0	8	23	.348	1	5	.200	13	16	.813	8	14	22	7.3	4	0	7	5	1	2	30	10.0
13	SHEPARD, Winston	3	3	70	23.3	7	19	.368	2	4	.500	10	14	.714	4	8	12	4.0	8	0	0	9	2	1	26	8.7
10	QUINN, Aqeel	3	1	66	22.0	7	20	.350	4	14	.286	7	10	.700	3	4	7	2.3	7	0	5	1	0	5	25	8.3
03	CHOL, Angelo	3	0	56	18.7	11	15	.733	0	0	.000	0	5	.000	7	7	14	4.7	8	1	0	1	0	0	22	7.3
02	ZABO, Kevin	3	0	48	16.0	5	12	.417	2	6	.333	3	5	.600	1	4	5	1.7	5	0	3	4	0	3	15	5.0
04	ALLEN, Dakarai	3	0	37	12.3	5	12	.417	0	0	.000	1	1	1.000	6	4	10	3.3	3	0	1	3	0	3	11	3.7
12	KELL, Trey	3	3	70	23.3	2	16	.125	0	7	.000	5	9	.556	2	9	11	3.7	1	0	4	2	0	4	9	3.0
00	SPENCER, Skylar	3	3	66	22.0	3	8	.375	0	0	.000	3	6	.500	7	7	14	4.7	5	0	3	3	11	6	9	3.0
21	POPE, Malik	1	0	14	14.0	1	6	.167	0	2	.000	2	2	1.000	2	0	2	2.0	1	0	0	1	2	2	4	4.0
11	WILLIAMS, D'Erryl	2	0	5	2.5	0	0	.000	0	0	.000	0	0	.000	0	0	0	0.0	0	0	0	1	0	0	0	0.0
TM	TEAM														3	7	10	3.3	0			0			0	
SAN DIEGO STATE		3				58	162	.358	12	53	.226	55	82	.671	48	70	118	39.3	45	1	27	36	19	35	183	61.0
OPPONENTS		3				52	164	.317	9	51	.176	21	36	.583	46	71	117	39.0	65	-	29	58	15	19	134	44.7

SCORE BY PERIODS:	1st	2nd	OT	2OT	Total
SAN DIEGO STATE	80	103			183
OPPONENTS	51	83			134

Road/Neutral: 2-1 (Away: 0-0, Neutral: 2-1)

No.	Player	GP	GS	Min	Avg	TOTAL			3-PTS			REBOUNDS			PF	FO	A	TO	Blk	Stl	Pts	Avg				
						FG	FGA	Pct	3FG	FGA	Pct	FT	FTA	Pct									Off	Def	Tot	Avg
13	SHEPARD, Winston	3	3	101	33.7	15	30	.500	2	4	.500	13	18	.722	6	15	21	7.0	4	0	6	5	1	2	45	15.0
12	KELL, Trey	3	3	75	25.0	14	26	.538	2	6	.333	13	17	.765	0	10	10	3.3	6	0	6	5	1	3	43	14.3
10	QUINN, Aqeel	3	0	76	25.3	13	30	.433	6	18	.333	1	3	.333	4	8	12	4.0	6	0	0	2	0	0	33	11.0
05	POLEE II, Dwayne	3	3	82	27.3	8	21	.381	3	10	.300	6	11	.545	2	6	8	2.7	3	0	6	3	1	5	25	8.3
20	O'BRIEN, JJ	3	3	98	32.7	11	20	.550	1	3	.333	1	2	.500	7	10	17	5.7	8	0	8	5	1	3	24	8.0
03	CHOL, Angelo	3	0	43	14.3	6	9	.667	0	0	.000	7	10	.700	1	6	7	2.3	9	0	1	7	5	2	19	6.3
02	ZABO, Kevin	3	0	49	16.3	4	11	.364	1	3	.333	3	4	.750	0	4	4	1.3	5	0	4	5	0	2	12	4.0
00	SPENCER, Skylar	3	3	79	26.3	4	5	.800	0	0	.000	3	10	.300	5	6	11	3.7	6	0	1	1	11	1	11	3.7
04	ALLEN, Dakarai	3	0	27	9.0	3	4	.750	0	0	.000	0	0	.000	0	2	2	0.7	3	0	0	4	1	0	6	2.0
21	POPE, Malik	2	0	14	7.0	1	3	.333	1	3	.333	2	2	1.000	0	0	0	0.0	0	0	0	1	2	0	5	2.5
11	WILLIAMS, D'Erryl	1	0	6	6.0	1	1	1.000	0	0	.000	0	0	.000	0	0	0	0.0	0	0	1	0	0	1	2	2.0
TM	TEAM														6	3	9	3.0	0			1			0	
SAN DIEGO STATE		3				80	160	.500	16	47	.340	49	77	.636	31	70	101	33.7	50	0	33	39	23	19	225	75.0
OPPONENTS		3				69	183	.377	21	55	.382	46	63	.730	47	60	107	35.7	62	-	32	39	13	16	205	68.3

SCORE BY PERIODS:	1st	2nd	OT	2OT	Total
SAN DIEGO STATE	111	89	9	16	225
OPPONENTS	90	95	9	11	205

WIN/LOSS STATS

Wins: 5

No.	Player	GP	GS	Min	Avg	TOTAL			3-PTS			REBOUNDS			PF	FO	A	TO	Blk	Stl	Pts	Avg				
						FG	FGA	Pct	3FG	FGA	Pct	FT	FTA	Pct									Off	Def	Tot	Avg
13	SHEPARD, Winston	5	5	138	27.6	16	37	.432	3	7	.429	22	29	.759	10	17	27	5.4	11	0	6	13	3	2	57	11.4
10	QUINN, Aqeel	5	1	122	24.4	18	44	.409	10	31	.323	8	13	.615	4	10	14	2.8	9	0	5	3	0	5	54	10.8
20	O'BRIEN, JJ	5	5	160	32.0	18	39	.462	2	7	.286	13	16	.813	13	20	33	6.6	8	0	14	8	2	5	51	10.2
05	POLEE II, Dwayne	5	4	126	25.2	14	46	.304	5	23	.217	13	20	.650	6	9	15	3.0	5	0	8	8	3	13	46	9.2
12	KELL, Trey	5	5	119	23.8	12	32	.375	1	10	.100	13	19	.684	2	15	17	3.4	3	0	9	4	1	6	38	7.6
03	CHOL, Angelo	5	0	82	16.4	15	20	.750	0	0	.000	6	13	.462	7	13	20	4.0	15	1	0	5	3	2	36	7.2
02	ZABO, Kevin	5	0	83	16.6	9	20	.450	3	9	.333	6	8	.750	1	6	7	1.4	10	0	5	8	0	4	27	5.4
00	SPENCER, Skylar	5	5	126	25.2	7	13	.538	0	0	.000	5	12	.417	12	13	25	5.0	8	0	4	4	21	6	19	3.8
04	ALLEN, Dakarai	5	0	57	11.4	6	14	.429	0	0	.000	1	1	1.000	6	6	12	2.4	6	0	1	5	1	3	13	2.6
21	POPE, Malik	2	0	26	13.0	1	8	.125	0	4	.000	4	4	1.000	2	0	2	1.0	1	0	0	1	4	2	6	3.0
11	WILLIAMS, D'Erryl	3	0	11	3.7	1	1	1.000	0	0	.000	0	0	.000	0	0	0	0.0	0	0	1	1	0	1	2	0.7
TM	TEAM														5	10	15	3.0	0			1			0	
SAN DIEGO STATE		5				117	274	.427	24	91	.264	91	135	.674	68	119	187	37.4	76	1	53	61	38	49	349	69.8
OPPONENTS		5				102	295	.346	27	98	.276	47	75	.627	80	110	190	38.0	108	-	51	86	21	28	278	55.6
SCORE BY PERIODS:		1st	2nd	OT	OT2	Total																				
SAN DIEGO STATE		160	164	9	16	349																				
Opponents		109	149	9	11	278																				

SCORE BY PERIODS:	1st	2nd	OT	2OT	Total
SAN DIEGO STATE	160	164	9	16	349
OPPONENTS	109	149	9	11	278

Losses: 1

No.	Player	GP	GS	Min	Avg	TOTAL			3-PTS			REBOUNDS			PF	FO	A	TO	Blk	Stl	Pts	Avg				
						FG	FGA	Pct	3FG	FGA	Pct	FT	FTA	Pct									Off	Def	Tot	Avg
13	SHEPARD, Winston	1	1	33	33.0	6	12	.500	1	1	1.000	1	3	.333	0	6	6	6.0	1	0	0	1	0	1	14	14.0
12	KELL, Trey	1	1	26	26.0	4	10	.400	1	3	.333	5	7	.714	0	4	4	4.0	4	0	1	3	0	1	14	14.0
05	POLEE II, Dwayne	1	1	31	31.0	3	6	.500	1	2	.500	4	5	.800	1	3	4	4.0	1	0	2	1	1	1	11	11.0
03	CHOL, Angelo	1	0	17	17.0	2	4	.500	0	0	.000	1	2	.500	1	0	1	1.0	2	0	1	3	2	0	5	5.0
10	QUINN, Aqeel	1	0	20	20.0	2	6	.333	0	1	.000	0	0	.000	3	2	5	5.0	4	0	0	0	0	0	4	4.0
04	ALLEN, Dakarai	1	0	7	7.0	2	2	1.000	0	0	.000	0	0	.000	0	0	0	0.0	0	0	0	2	0	0	4	4.0
20	O'BRIEN, JJ	1	1	31	31.0	1	4	.250	0	1	.000	1	2	.500	2	4	6	6.0	4	0	1	2	0	0	3	3.0
21	POPE, Malik	1	0	2	2.0	1	1	1.000	1	1	1.000	0	0	.000	0	0	0	0.0	0	0	0	1	0	0	3	3.0
00	SPENCER, Skylar	1	1	19	19.0	0	0	.000	0	0	.000	1	4	.250	0	0	0	0.0	3	0	0	0	1	1	1	1.0
02	ZABO, Kevin	1	0	14	14.0	0	3	.000	0	0	.000	0	1	.000	0	2	2	2.0	0	0	2	1	0	1	0	0.0
TM	TEAM														4	0	4	4.0	0			0			0	
SAN DIEGO STATE		1				21	48	.438	4	9	.444	13	24	.542	11	21	32	32.0	19	0	7	14	4	5	59	59.0
OPPONENTS		1				19	52	.365	3	8	.375	20	24	.833	13	21	34	34.0	19	-	10	11	7	7	61	61.0

SCORE BY PERIODS:	1st	2nd	OT	2OT	Total
SAN DIEGO STATE	31	28			59
OPPONENTS	32	29			61

INDIVIDUAL GAME-BY-GAME (POINTS/REBS./ASTS.)

Opponent	0 Skylar Spencer	2 Kevin Zabo	3 Angelo Chol	4 Dakarai Allen	5 Dwayne Polee II	10 Aqeel Quinn	11 D'Erryl Williams	12 Trey Kell	13 Winston Shepard	14 Zylan Cheatham	20 JJ O'Brien	21 Malik Pope	22 Parker U'U	23 Kibret Woldemichael	24 Ryan Staten	33 Niksha Federico	40 Matt Shrigley
CSUN~	4/8/3	4/1/1	8/4/0	6/4/0	11/4/1	15/2/3	0/0/0	4/2/3	14/2/0	INJ	13/7/4	DND	CD	CD	CD	INJ	INJ
(25/rv) UTAH	4/3/0	4/2/0	8/5/0	0/1/0	8/2/1	6/2/0	CD	5/4/0	6/4/0	INJ	12/11/3	DND	CD	CD	CD	INJ	INJ
BAKERSFIELD	1/3/0	7/2/2	6/5/0	5/5/1	13/5/2	4/3/2	0/0/0	0/5/1	6/6/0	INJ	5/4/0	4/2/0	CD	CD	CD	INJ	INJ
vs. (rv/-) BYU#	8/9/1	4/2/2	4/3/0	0/0/0	9/3/3	22/5/0	CD	14/4/2	18/8/3	INJ	13/9/6	CD	DNT	DNT	DNT	DNT	INJ
vs. Pittsburgh#	2/2/0	8/0/0	10/3/0	2/2/0	5/1/1	7/2/0	2/0/1	15/2/3	13/7/3	INJ	8/2/1	2/0/0	DNT	DNT	DNT	DNT	INJ
vs. (3/4) Arizona#	1/0/0	0/2/2	5/1/1	4/0/0	11/4/2	4/5/0	CD	14/4/1	14/6/0	INJ	3/6/1	3/0/0	DNT	DNT	DNT	DNT	INJ
SAN DIEGO																	
at (rv/rv) Washington																	
LONG BEACH STATE																	
at Cincinnati																	
BALL STATE																	
UC RIVERSIDE																	
SAN DIEGO CHRISTIAN																	
AIR FORCE*																	
at Fresno State*																	
NEW MEXICO*																	
at Wyoming*																	
UNLV*																	
at Air Force*																	
at Colorado State*																	
FRESNO STATE*																	
UTAH STATE*																	
at Nevada*																	
at Boise State*																	
WYOMING*																	
COLORADO STATE*																	
at New Mexico*																	
at San Jose State*																	
BOISE STATE*																	
at UNLV*																	
NEVADA*																	

Bold and red indicates players started. CD – Did Not Play-Coach's Decision. DND - Did Not Dress. DNT - Did Not Travel. INJ – Did Not Play-Injured. SUSP - Suspension. ~ - EA SPORTS Maui Invitational Opening Round (Campus Sites). # - EA SPORTS Maui Invitational Championship Round (Lahaina Civic Center; Lahaina, Hawaii). * Mountain West game. ` - Indicates the 2015 Mountain West Men's Basketball Championship (Thomas & Mack Center; Las Vegas, Nev.).

STARTING LINEUPS

F	F	C	G	G	W-L	Record As SDSU Starter	Season	Career*
Polee II	O'Brien	Spencer	Shepard	Kell	4-1	Dakarai Allen	0-0	1-0
Shepard	O'Brien	Spencer	Quinn	Kell	1-0	Trey Kell	5-1	5-1
						JJ O'Brien	5-1	57-17
						Dwayne Polee II	4-1	4-1
						Aqeel Quinn	1-0	2-0
						Winston Shepard	5-1	35-7
						Matt Shrigley	0-0	3-0
						Skylar Spencer	5-1	36-6
						* Aztec career		

INDIVIDUAL SUPERLATIVES

Category	San Diego State	Opponent
Points Scored	22 - Aqeel Quinn vs. Brigham Young (11-24-14)	26 - Tyler Haws, Brigham Young (11-24-14)
Field Goals	8 - Aqeel Quinn vs. Brigham Young (11-24-14)	9 - Tyler Haws, Brigham Young (11-24-14)
Field Goals Attempted	18 - Aqeel Quinn vs. Brigham Young (11-24-14)	24 - Tyler Haws, Brigham Young (11-24-14)
Highest FG Percentage (min. 5 made)	.778 (7-9) - Trey Kell vs. Pittsburgh (11-25-14)	.500 (7-14) - Stephan Hicks, CSUN (11-14-14)
Highest FG Percentage (min. 10 made)	NA	NA
3-Point Field Goals Made	6 - Aqeel Quinn vs. Brigham Young (11-24-14)	5 - Tyler Haws, Brigham Young (11-24-14)
3-Point Field Goals Attempted	15 - Aqeel Quinn vs. Brigham Young (11-24-14)	9 - Chase Fischer/Tyler Haws, Brigham Young (11-24-14)
3-Point Field Goal Percentage (min. 4 made)	.400 (6-15) - Aqeel Quinn vs. Brigham Young (11-24-14)	.556 (5-9) - Tyler Haws, Brigham Young (11-24-14)
3-Point Field Goal Percentage (min. 5 made)	.400 (6-15) - Aqeel Quinn vs. Brigham Young (11-24-14)	.556 (5-9) - Tyler Haws, Brigham Young (11-24-14)
Free Throws	8 - Trey Kell vs. Brigham Young (11-24-14)	9 - Stanley Johnson, Arizona (11-26-14)
Free Throws Attempted	10 - Trey Kell vs. Brigham Young (11-24-14), Winston Shepard vs. CSUN (11-14-14)	10 - Stanley Johnson, Arizona (11-26-14)
Free Throw Percentage (min. 7 made)	.800 (8-10) - Trey Kell vs. Brigham Young (11-24-14)	.900 (9-10) - Stanley Johnson (11-26-14)
Free Throw Percentage (min. 10 made)	NA	.900 (9-10) - Stanley Johnson (11-26-14)
Offensive Rebounds	4 - JJ O'Brien/Skylar Spencer vs. BYU (11-24-14), JJ O'Brien vs. CSUN (11-14-14)	6 - Chris Reyes, Utah (11-18-14)
Defensive Rebounds	8 - JJ O'Brien vs. Utah (11-18-14)	7 - Jakob Poeltl/Delon Wright, Utah (11-18-14)
Total Rebounds	11 - JJ O'Brien vs. Utah (11-18-14)	12 - Jakob Poeltl, Utah (11-18-14)
Assists	6 - JJ O'Brien vs. Brigham Young (11-24-14)	6 - Kyle Collinsworth, Brigham Young (11-24-14)
Blocked Shots	6 - Skylar Spencer vs. CSUN (11-14-14)	7 - Jakob Poeltl, Utah (11-18-14)
Steals	4 - Dwayne Polee II/Aqeel Quinn vs. Utah (11-18-14)	3 - Stanley Johnson, Arizona (11-26-14), Kyle Collinsworth, BYU (11-24-14), Delon Wright, Utah (11-18-14)
Minutes Played	48 - JJ O'Brien vs. Brigham Young (11-24-14)	48 - Tyler Haws, Brigham Young (11-24-14)

TEAM SUPERLATIVES

SDSU High	SDSU Low	Category	Opponent High	Opponent Low
92 vs. Brigham Young (11-24-14)	51 vs. Bakersfield (11-20-14)	Points Scored	87 vs. Brigham Young (11-24-14)	27 vs. Bakersfield (11-20-14)
32 vs. Brigham Young (11-24-14)	14 vs. Bakersfield (11-20-14)	Field Goals	30 vs. Brigham Young (11-24-14)	12 vs. Bakersfield (11-20-14)
66 vs. Brigham Young (11-24-14)	46 vs. Pittsburgh (11-25-14)	Field Goals Attempted	78 vs. Brigham Young (11-24-14)	50 vs. Utah (11-18-14)
.587 vs. Pittsburgh (11-25-14)	.246 vs. Bakersfield (11-20-14)	FG Percentage	.414 vs. CSUN (11-14-14)	.214 vs. Bakersfield (11-20-14)
9 vs. Brigham Young (11-24-14)	3 vs. Pitt (11-15-14), vs. CSUB (11-20-14), vs. Utah (11-18-14)	3-Point Field Goals Made	13 vs. Brigham Young (11-24-14)	1 vs. Bakersfield (11-20-14)
27 vs. Brigham Young (11-24-14)	9 vs. Arizona (11-26-14), vs. Utah (11-18-14)	3-Point Field Goals Attempted	30 vs. Brigham Young (11-24-14)	6 vs. CSUN (11-14-14)
.444 vs. Arizona (11-26-14)	.125 vs. Bakersfield (11-20-14)	3-Point Field Goal Percentage	.433 vs. Brigham Young (11-24-14)	.050 vs. Bakersfield (11-20-14)
20 vs. Bakersfield (11-20-14)	13 vs. Arizona (11-26-14)	Free Throws Made	20 vs. Arizona (11-26-14)	2 vs. Bakersfield (11-20-14)
31 vs. Brigham Young (11-24-14)	22 vs. Pittsburgh (11-25-14)	Free Throws Attempted	24 vs. Arizona (11-26-14)	5 vs. Bakersfield (11-20-14)
.773 vs. Pittsburgh (11-25-14)	.542 vs. Arizona (11-26-14)	Free Throw Percentage	.833 vs. Arizona (11-26-14)	.400 vs. Bakersfield (11-20-14)
18 vs. Bakersfield (11-20-14)	5 vs. Pittsburgh (11-25-14)	Offensive Rebounds	17 vs. Pitt (11-25-14), BYU (11-24-14), vs. CSUN (11-20-14)	13 vs. Arizona (11-26-14)
33 vs. Brigham Young (11-24-14)	16 vs. Pittsburgh (11-25-14)	Defensive Rebounds	28 vs. Bakersfield (11-20-14)	18 vs. Pittsburgh (11-25-14)
48 vs. Brigham Young (11-24-14)	21 vs. Pittsburgh (11-25-14)	Total Rebounds	45 vs. Bakersfield (11-20-14)	34 vs. Arizona (11-26-14), vs. CSUN (11-14-14)
19 vs. Arizona (11-26-14)	14 vs. Pittsburgh (11-25-14)	Fouls	24 vs. BYU (11-24-14), vs. Bakersfield (11-20-14)	19 vs. Ariz (11-26-14), vs. Pitt (11-25-14), vs. CSUN (11-14-14)
1 vs. CSUN (11-14-14)	0 - many times	Fouled Out	1 - five times	0 - many times
17 vs. Brigham Young (11-24-14)	4 vs. Utah (11-18-14)	Assists	13 vs. Brigham Young (11-24-14)	9 vs. Pitt (11-25-14), vs. CSUB (11-20-14), vs. Utah (11-18-14)
16 vs. Brigham Young (11-24-14)	9 vs. Pittsburgh (11-25-14)	Turnovers	18 vs. Utah (11-18-14)	9 vs. Pittsburgh (11-25-14)
10 vs. Pittsburgh (11-25-14)	3 vs. Utah (11-18-14)	Blocked Shots	10 vs. Utah (11-18-14)	2 vs. Pittsburgh (11-25-14), vs. CSUB (11-20-14)
13 vs. Utah (11-18-14)	5 vs. Arizona (11-26-14)	Steals	8 vs. CSUN (11-14-14)	3 vs. Pittsburgh (11-25-14)
41 (1st) vs. BYU (11-24-14), (1st) vs. CSUN (11-14-14)	12 (1st) vs. Bakersfield (11-20-14)	Points/Half	37 (2nd) vs. CSUN (11-14-14)	12 (1st) vs. Bakersfield (11-20-14)
.625 (1st) vs. Pittsburgh (11-25-14)	.208 (1st) vs. Bakersfield (11-20-14)	FG Percentage/Half	.484 (2nd) vs. CSUN (11-14-14)	.188 (1st) vs. Bakersfield (11-20-14)
4 vs. BYU (11-24-14), vs. CSUN (11-14-14)	1 vs. Bakersfield (11-20-14)/vs. Utah (11-18-14)	Double-Figure Scorers	4 vs. Brigham Young (11-24-14)	0 vs. Bakersfield (11-20-14), vs. Utah (11-18-14)
+10 vs. Brigham Young (11-24-14)	-14 vs. Pittsburgh (11-25-14)	Rebound Margin	+14 vs. Pittsburgh (11-25-14)	-10 vs. Brigham Young (11-24-14)
+20 vs. CSUN (11-14-14)	-1 vs. Arizona (11-26-14), vs. Utah (11-18-14)	Halftime Scoring Margin	+1 vs. Arizona (11-26-14), vs. Utah (11-18-14)	-20 vs. CSUN (11-14-14)

BIGGEST LEADS/TIME IN LEAD/SPECIALTY STATS

Date	Opponent	SDSU Result		SDSU Big Opp Big		Ties	LC	SDSU in		Opp in	Tied	Paint		Off TOs		2nd Ch.		Bench	
		W	L	Lead	Lead			Lead	Lead			SD	Opp	SD	Opp	SD	Opp	SD	Opp
Nov. 14	CSUN~	W		79-58	22	4	2	1	31:58	4:36	3:23	40	36	21	19	17	5	33	12
Nov. 18	(25/rv) UTAH	W		53-49	10	3	3	7	31:44	5:52	2:20	22	18	16	8	16	15	20	16
Nov. 20	BAKERSFIELD	W		51-27	27	0	0	0	39:05	0:00	0:24	14	22	21	0	5	4	26	13
Nov. 24	vs. (rv/-) Brigham Young#	2ot-W		92-87	11	5	6	4	42:20	2:58	4:11	40	28	13	15	22	15	30	29
Nov. 25	vs. Pittsburgh#	W		74-57	25	2	1	1	37:43	0:38	1:39	38	20	23	12	8	16	31	17
Nov. 26	vs. (3/4) Arizona#	L		59-61	6	6	7	13	19:21	13:09	7:12	24	18	9	22	14	12	16	21
Dec. 4	SAN DIEGO																		
Dec. 7	at (rv/rv) Washington																		
Dec. 10	LONG BEACH STATE																		
Dec. 17	at Cincinnati																		
Dec. 20	BALL STATE																		
Dec. 22	UC RIVERSIDE																		
Dec. 27	SAN DIEGO CHRISTIAN																		
Dec. 31	AIR FORCE*																		
Jan. 3	at Fresno State*																		
Jan. 6	NEW MEXICO*																		
Jan. 14	at Wyoming*																		
Jan. 17	UNLV*																		
Jan. 20	at Air Force*																		
Jan. 24	at Colorado State*																		
Jan. 27	FRESNO STATE*																		
Jan. 31	UTAH STATE*																		
Feb. 4	at Nevada*																		
Feb. 8	at Boise State*																		
Feb. 11	WYOMING*																		
Feb. 14	COLORADO STATE*																		
Feb. 17	at New Mexico*																		
Feb. 21	at San Jose State																		
Feb. 28	BOISE STATE*																		
March 4	at UNLV*																		
March 7	NEVADA*																		

Caps denotes home game. ~ - EA SPORTS Maui Invitational Opening Round (Campus Site). # - EA SPORTS Maui Invitational Championship Round (Lahaina Civic Center; Lahaina, Hawaii). * - Mountain West Game. ` - Indicates the 2015 Mountain West Men's Basketball Championship (Thomas & Mack Center; Las Vegas, Nev.). Number in parentheses to the left of team name indicates opponent national ranking at game time. Number to the left of team name in brackets indicates opponent seed. ! - Next to time indicates SDSU did not trail in the second half.

LEADS AND DEFICITS	SEASON	MOUNTAIN WEST GAME
SDSU Biggest Halftime Lead	20 vs. CSUN (11-14-14)	
SDSU Biggest Halftime Lead Lost	8 vs. Brigham Young (11-24-14)	
SDSU Biggest Halftime Lead Lost in a Loss	NA	
SDSU Biggest Halftime Deficit	1 vs. Arizona (11-26-14), vs. Utah (11-18-14)	
SDSU Biggest Halftime Deficit Overcome	1 vs. Arizona (11-26-14), vs. Utah (11-18-14)	
SDSU Biggest Halftime Deficit Overcome for Victory	1 vs. Utah (11-18-14)	
SDSU Biggest Lead	27 vs. Bakersfield (11-20-14)	
SDSU Biggest Lead Lost	11 vs. Brigham Young (11-24-14)	
SDSU Biggest Lead Lost in a Loss	6 vs. Arizona (11-26-14)	
SDSU Biggest Deficit	6 vs. Arizona (11-26-14)	
SDSU Biggest Deficit Overcome	5 vs. Brigham Young (11-24-14)	
SDSU Biggest Deficit Overcome in a Victory	5 vs. Brigham Young (11-24-14)	

MISCELLANEOUS STATISTICS

SEASON	Team Leader -----			Games With -----					Double-Doubles	
	Points	Rebounds	Assists	10+ Pts	20+Pts	30+Pts	10+Rebs	10+Ass.	Point/Reb.	Point/Ast.
Dakarai Allen										
Kevin Zabo										
Angelo Chol				1						
Niksha Federico										
Trey Kell	2		1	3						
JJ O'Brien	1	3	3	3			1		1	
Dwayne Polee II	1		2	3						
Malik Pope										
Aqeel Quinn	2		1	2	1					
Winston Shepard	1	3	1	4						
Matt Shrigley										
Skylar Spencer		2								
Ryan Staten										
Parker U'u										
D'Erryl Williams										
Kibret Woldemichael										
Kevin Zabo			2							

CAREER	Team Leader -----			Games With -----					Double-Doubles	
	Points	Rebounds	Assists	10+ Pts	20+Pts	30+Pts	10+Rebs	10+Ass.	Point/Reb.	Point/Ast.
Dakarai Allen			1							
Kevin Zabo										
Angelo Chol				1						
Niksha Federico										
Trey Kell	2		1	3						
JJ O'Brien	7	12	12	30			10		6	
Dwayne Polee II	4	2	2	23			1		1	
Malik Pope										
Aqeel Quinn	2	1	4	14	1					
Winston Shepard	8	6	14	34	1		1		1	
Matt Shrigley	1			8						
Skylar Spencer		4		6			2			
Ryan Staten										
Parker U'u										
D'Erryl Williams			2							
Kibret Woldemichael										
Kevin Zabo			2							

DUNKS	SEASON	GM. HIGH
Dakarai Allen	1	1
Angelo Chol	1	1
Trey Kell	1	1
JJ O'Brien	1	1
Dwayne Polee II	2	1
Skylar Spencer	1	1
TOTAL	7	3

TOP SCORING PERFORMANCES
22, Aqeel Quinn vs. Brigham Young (11-24-14)
18, Winston Shepard vs. Brigham Young (11-24-14)
15, Trey Kell vs. Pittsburgh (11-25-14)
15, Aqeel Quinn vs. CSUN (11-14-14)
14, Trey Kell vs. Arizona (11-26-14)
14, Winston Shepard vs. Arizona (11-26-14)
14, Trey Kell vs. Brigham Young (11-24-14)
14, Winston Shepard vs. CSUN (11-14-14)
13, Winston Shepard vs. Pittsburgh (11-25-14)
13, JJ O'Brien vs. Brigham Young (11-24-14)
13, Dwayne Polee II vs. Bakersfield (11-20-14)
13, JJ O'Brien vs. CSUN (11-14-14)

TOP REBOUNDING PERFORMANCES
11, JJ O'Brien vs. Utah (11-18-14)
9, JJ O'Brien vs. Brigham Young (11-24-14)
9, Skylar Spencer vs. Brigham Young (11-24-14)
8, Winston Shepard vs. Brigham Young (11-24-14)
8, Skylar Spencer vs. CSUN (11-14-14)
7, Winston Shepard vs. Pittsburgh (11-25-14)
7, JJ O'Brien vs. CSUN (11-14-14)
6, JJ O'Brien vs. Arizona (11-26-14)
6, Winston Shepard vs. Arizona (11-26-14)
6, Winston Shepard vs. Bakersfield (11-20-14)

TOP ASSIST PERFORMANCES
6, JJ O'Brien vs. Brigham Young (11-24-14)
4, JJ O'Brien vs. CSUN (11-14-14)
3, Trey Kell vs. Pittsburgh (11-25-14)
3, Winston Shepard vs. Pittsburgh (11-25-14)
3, Dwayne Polee II vs. Brigham Young (11-24-14)
3, Winston Shepard vs. Brigham Young (11-24-14)
3, JJ O'Brien vs. Utah (11-18-14)
3, Trey Kell vs. CSUN (11-14-14)
3, Aqeel Quinn vs. CSUN (11-14-14)
3, Skylar Spencer vs. CSUN (11-14-14)

TOP 3-POINT FG PERFORMANCES
6, Aqeel Quinn vs. Brigham Young (11-24-14)
3, Aqeel Quinn vs. CSUN (11-14-14)

TOP STEALS
4, Dwayne Polee II vs. Utah (11-18-14)
4, Aqeel Quinn vs. Utah (11-18-14)
3, Dwayne Polee II vs. Bakersfield (11-20-14)
3, Skylar Spencer vs. CSUN (11-14-14)

GAMES MISSED
Zylan Cheatham6
Niksha Federico6
Matt Shrigley6
Malik Pope2
TOTAL20

* - conference game, ^ - conference tournament game.

MISCELLANEOUS STATISTICS

San Diego State's Record When...

Category	2014-15 Season	Fisher Era	SDSU Streak	Note
Home	3-0	189-52	Won 17	SDSU is 82-6 in its last 88 home games; Aztecs are 75-1 in last 76 home games vs. unranked teams
Away	0-0	85-101	Won 3	SDSU is 35-13 in its last 48 road games; Aztecs are 37-8 in last 45 road games vs. non-top 25 teams
Neutral	2-1	43-23	Lost 1	Aztecs have won 23 of the last 33 games at neutral sites
Scoring First	2-1		Lost 1	SDSU is 71-16 in its last 87 games in which it has scored first
Opponent Scores First	3-0		Won 4	SDSU is 48-12 in its last 60 games in which the opponent has scored first
Leading at Half	4-0	243-43	Won 4	SDSU is 63-3 in its last 66 games when ahead at half. Losses: at UNLV (2-16-13), vs. FGCU (3-24-13), vs. No. 4/5 Ariz. (3-27-14)
Trailing at Half	1-1	59-129	Lost 1	SDSU is 21-20 since the beginning of the 2010-11 season when trailing at halftime
Tied at Half	0-0	15-5	Won 1	SDSU is 6-2 in last eight games that have been tied at half
Leading with 5:00 Left	5-0		Won 125	SDSU is 113-0 in this category since the beginning of the 2010-11 campaign; Last loss: at Wyoming (1-9-10)
Trailing with 5:00 Left	0-1		Lost 5	SDSU is 3-18 in its last 20; Last wins: vs. Wyoming (2-22-12), vs. Boise State (2-6-13), at Utah State (1-25-14)
Tied with 5:00 Left	0-0		Won 2	at Boise State (2-5-14), at UNLV (3-1-14) are recent games that were tied with five minutes to play
In Overtime	1-0	19-13	Won 9	SDSU is 18-1 in its last 19 overtime games. Last loss: at No. 15/23 New Mexico (2-6-10)
SDSU Outrebounds Opp.	3-0	231-72	Won 3	SDSU is 88-12 in its last 100 games when outrebounding foe. Last Ls: at Wyo. (2-11-14), vs. No. 4/5 Ariz. (3-27-14)
SDSU is Outrebounded	2-1	79-100	Lost 1	SDSU is 28-15 in its last 43 games when outrebounded
Opp. Commits More TOs	4-0	188-60	Won 5	SDSU is 67-13 in its last 80 when committing fewer turnovers. Last loss: vs. No. 20/20 New Mexico (3-16-14)
SDSU Commits More TOs	1-1	109-105	Lost 1	SDSU is 41-13 in its last 54 games when committing more turnovers
SDSU More FT Attempts	5-0	234-60	Won 29	SDSU is 89-10 in its last 99 games in the category. Last loss: vs. No. 6/5 Arizona (11-14-13)
Opp. More FT Attempts	0-0	73-113	Lost 2	SDSU is 26-17 in its last 43 games in this category
SDSU Shoots Better than Opp.	5-1	257-36	Lost 1	SDSU is 109-3 in last 112 when outshooting the foe. Ls: at No. 14/16 UNLV (2-11-12), vs. No. 3/3 Ariz. (12-25-12), vs. No. 3/4 Ariz. (11-26-14)
Opp. Shoots Better than SDSU	0-0	55-138	Lost 1	SDSU is 19-24 since the beginning of the 2010-11 season when the opponent has a higher FG pct.
SDSU Shoots 50% or Better	2-0	119-14	Won 48	Won 48 straight games; Last loss: at No. 15 UNM (2-6-10); Won 58 straight at home when FG pct. >= 50.0 pct. (UNLV, 1-26-02)
SDSU Shoots 40-50%	1-1	150-76	Lost 1	SDSU is 51-8 in its last 59 and 26-3 in last 29. Losses during stretch: at AFA (2-2-13), vs. FGCU (3-24-13), vs. Arizona (11-26-14)
SDSU Shoots 40% or Less	2-0	48-87	Won 2	SDSU is 25-20 in last 45 games; SDSU is 26-0 since Feb. 22, 2005 at home when shooting at least 38.9 pct.
Opp. Shoots 50% or Better	0-0	23-57	Lost 2	Only seven teams in the last 70 games have shot 50% from the field. No team has done it at Viejas in last 22 games
Opp. Shoots 40-50%	1-0	128-101	Won 1	Last losses: vs. No. 20/20 New Mexico (3-15-14), vs. No. 4/5 Arizona (3-27-14)
Opp. Shoots 40% or Less	4-1	167-19	Lost 1	SDSU is 77-6 in last 83 games. Last loss: vs. No. 3/4 Arizona (11-26-14); Won 93 straight at home when opp. >= 40.0 FG pct.
SDSU Bench Outscores Opp.	5-0	175-71	Won 7	SDSU is 77-11 in this category since the beginning of the 2010-11 season; Aztecs are 45-7 in last 52 games
Opp. Bench Outscores SDSU	0-1	135-97	Lost 2	SDSU is 39-15 in this category since the beginning of the 2010-11 season
SDSU Scores Less Than 60	2-1	28-59	Lost 1	SDSU is 14-9 in its last 23 games when scoring less than 60 points
SDSU Scores Between 60-69	0-0	88-76	Lost 1	SDSU is 34-15 in its last 49 games. Last losses: at Wyoming (2-11-14), vs. No. 4/5 Arizona (3-27-14)
SDSU Scores Between 70-79	2-0	117-24	Won 14	The Aztecs are 58-3 in their last 61 games when scoring between 70-79 points. Last loss: vs. FGCU (3-24-13)
SDSU Scores Between 80-89	0-0	64-16	Won 9	SDSU is 16-2 in its last 18 games when scoring between 80-89 points
SDSU Scores Between 90-99	1-0	18-2	Won 13	The Aztecs have won 13 straight games and are 18-2 under Steve Fisher in this category
SDSU Scores 100+	0-0	2-0	Won 25	The Aztecs have won 25 straight games when reaching triple digits
Opp. Scores Less Than 60	4-0	154-13	Won 8	SDSU is 81-3 in the category in last 84 games; Losses: at AFA (2-18-12), at Wyo. (1-19-13), at UNM (2-22-14)
Opp. Scores Between 60-69	0-1	100-47	Lost 1	SDSU is 32-11 in the category since the start of 2010-11. Last loss: vs. No. 3/4 Arizona (11-26-14)
Opp. Scores Between 70-79	0-0	56-62	Lost 1	SDSU is 13-10 in its last 23 games when allowing between 70-79 points
Opp. Scores Between 80-89	1-0	6-38	Won 2	SDSU is 2-4 since the beginning of the 2010-11 season in this category.
Opp. Scores Between 90-99	0-0	1-14	Won 1	SDSU snapped a 24-game losing streak in the category by winning at TCU (3-3-12)
Opp. Scores 100+	0-0	0-3	Lost 9	
Wearing Black	0-0		Won 2	SDSU is 22-11 in its last 33 games in the black uniforms; Last worn: at UNLV (3-5-14)
Wearing Red	0-0		Lost 1	Aztecs are 14-4 in their last 18 when wearing red since the start of 2010-11; Last worn: at Wyoming (2-11-14)
Wearing White	4-1		Lost 1	SDSU is 79-11 in white uniforms since the beginning of the 2010-11 season
Wearing Camouflage	0-0	0-1	Lost 1	SDSU lost to No. 9/9 Syracuse (11-11-12)
Wearing Pewter Gray	0-0	3-1	Won 2	Uniforms made its debut vs. USD (12-15-12); also worn against UNLV (1-16-13), FS (2-9-13), BSU (3-13-13)
Wearing Turquoise	1-0	1-0	Won 1	Uniforms made its debut vs. Bakersfield (11-20-14)
On Monday	1-0		Won 6	Aztecs are 5-0 on Monday since the beginning of 2010-11
On Tuesday	2-0		Won 4	SDSU is 19-3 in its last 22 games played on Tuesday. Last loss: at Wyoming (2-11-14)
On Wednesday	0-1		Lost 1	SDSU is 29-7 in its last 36 games played on Wednesday
On Thursday	1-0		Won 1	Aztecs played just 15 Thursday games since the start of the 2010-11 season
On Friday	1-0		Won 6	SDSU is 17-2 in its last 19 games played on the day
On Saturday	0-0		Won 1	SDSU is 39-11 in its last 50 games played on Saturday
On Sunday	0-0		Won 4	The Aztecs have played only 11 Sunday games since the beginning of the 2010-11 campaign (9-2)
In November	5-1		Lost 1	SDSU is 26-5 in November since the beginning of the 2010-11 campaign
In December	0-0		Won 6	The Aztecs are 30-1 in their last 31 games played in December. Last loss: vs. No. 3/3 Arizona (12-25-12)
In January	0-0		Won 10	SDSU is 26-4 in last 30 January games
In February	0-0		Won 1	SDSU is 13-6 in its last 19 games played during the month
In March	0-0		Lost 1	The Aztecs are 31-11 in their last 42 March games