

SAN DIEGO STATE AZTECS MEN'S BASKETBALL GAME NOTES

SEVEN-TIME MOUNTAIN WEST CHAMPIONS | FOUR CONSECUTIVE NCAA TOURNAMENT APPEARANCES

WASHINGTON (4-3) at [24/rv] SAN DIEGO STATE (6-1)

December 8 | Viejas Arena at Aztec Bowl (12,414) | San Diego, Calif. | Noon PT



#AZTECMBB

Record: 6-1 (0-0 Mountain West)
Head Coach: Steve Fisher
15th year at SDSU (287-172)

TOP PERFORMERS

Scoring Xavier Thames - 17.4
Rebounding Josh Davis - 9.4
Assists Winston Shepard - 2.1



WASHINGTON

Record: 4-3 (0-0 Pac-12)
Head Coach: Lorenzo Romar
12th year at UW (241-132)

TOP PERFORMERS

Scoring C.J. Wilcox - 22.6
Rebounding Mike Anderson - 8.3
Assists Nigel Williams-Goss - 5.0

#WASHvsSDSU

- San Diego State and Washington are meeting in the first game of a home-and-home series. The Aztecs will return the game in Seattle next season.
- This is the first time the teams have met since completing a home-and-home agreement in 2004. Similar to that contract, the series started in San Diego with the Huskies earning a 92-81 win back in 2003. The next season, the Aztecs went to Seattle and were dealt a

- 98-69 loss by No. 16/21 Washington.
- The Aztecs are 0-2 all-time vs. Washington.
- SDSU is 0-1 vs. the Pac-12 this season, falling to No. 6/5 Arizona at home, but has won 11 of its last 13 meetings (11-2) against current members of the league. San Diego State's only two losses during its current 13-game stretch vs. the Pac-12 have come to Arizona (Dec. 25, 2012 and Nov. 14, 2013).

No. 24 #AztecMBB Enters Finals Week With Sunday Afternoon Home Game Against Pac-12 Opponent Washington on CBS Sports Network

A grueling stretch of five games in 11 days comes to an end on Sunday for No. 24/rv San Diego State (6-1) when the Aztecs play host to Washington (4-3). Game time is set for noon PT and the game will be shown nationally on CBS Sports Network and can be heard on both The Mighty 1090 and 105.7 The Walrus.

During this period, SDSU has extended its win streak to five games, defeated three teams that won at least 20 games last season, including two nationally ranked squads, and claimed the DIRECTV Wooden Legacy tournament. Sunday will mark the first home game for the Aztecs during this five-game stretch. In fact, San Diego State is playing its first home game in 18 days (Nov. 20).

The Aztecs are coming off a 65-64 victory at cross-town neighbor San Diego on Thursday night. The Aztecs shot just 36.2 percent from the field, but parlayed a 44-29 rebound advantage into a 29-2 advantage in second-chance points to come away with the victory. SDSU led the final 18:10 of the game, but had to withstand a final three-point attempt to claim its school-record eighth consecutive victory in the series.

Senior point guard Xavier Thames, who earlier in the week earned national player-of-the-week honors from both CBSsports.com and NBCsports.com, scored 17 points and added four rebounds and four assists. Senior forward Josh Davis recorded his second double-double of the season and the 33rd of his career with 10 points and a season-high 15 points. Sophomore forward Skylar Spencer matched his career high with 12 points and a season-high six rebounds, while junior forward Dwayne Polee II added 12 points in 18 minutes off the bench.

San Diego State will look to extend several impressive streaks on Sunday.

- The Aztecs are 17-1 in their last 18 home games against unranked foes and are 73-4 since Feb. 23, 2008, against non-top 25 teams at Viejas.
- SDSU is 26-1 in its last 27 December games and has won 24 straight against unranked teams during the final month of the year.
- San Diego State is 11-2 in its last 13 games against current members of the Pac-12 Conference. The two losses during that stretch came to No. 3/3 Arizona last year and No. 6/5 Arizona this season.
- The Aztecs have won 41 straight non-conference home games against opponents not ranked in either major poll at game time.

2013-14 #AZTECMBB SCHEDULE

Date	SDSU	Opp.	Opponent (TV)	Time/Result
N.8	-	-	UC Riverside	W, 77-41
N.14	-	6/5	Arizona (CBSSN)	L, 60-69
N.20	-	-	San Diego Christian (FS San Diego)	W, 93-41
N.28	-	-	#vs. College of Charleston (ESPN2)	W, 72-52
N.29	-	20/18	#vs. Creighton (ESPN2)	W, 86-80
D.1	-	25/rv	^vs. Marquette (ESPN2)	W, 67-59
D.5	24/rv	-	at San Diego (FS San Diego)	W, 65-64
D.8	24/rv	-	Washington (CBSSN)	Noon PT
D.18	-	-	Southern Utah (4SD)	7 p.m. PT
D.21	-	-	McNeese State (4SD)	7 p.m. PT
D.27	-	-	St. Katherine College (FS San Diego)	7 p.m. PT
J.1	-	-	*at Colorado State (CBSSN)	7 p.m. MT
J.5	-	-	at Kansas (CBS)	12:30/3:30 p.m. CT
J.8	-	-	*Boise State (ESPN2/ESPN3)	8 p.m. PT
J.12	-	-	*at Air Force (ESPN3)	2 p.m. MT
J.15	-	-	*Fresno State (ESPN3)	7 p.m. PT
J.18	-	-	*UNLV (CBSSN)	3 p.m. PT
J.22	-	-	*at San José State (ESPN3)	7 p.m. PT
J.25	-	-	*at Utah State (ESPN2/ESPN3)	9 p.m. MT
F.1	-	-	*Colorado State (ESPN2)	4 p.m. PT
F.5	-	-	*at Boise State (CBSSN)	7:15 p.m. MT
F.8	-	-	*Nevada (ESPN3)	7 p.m. PT
F.11	-	-	*at Wyoming (ESPN2)	9 p.m. MT
F.15	-	-	*Air Force (CBSSN)	5 p.m. PT
F.18	-	-	*Utah State (ESPN2/ESPN3)	8 p.m. PT
F.22	-	-	*at New Mexico (ESPN2)	8 p.m. MT
F.25	-	-	*San José State (CBSSN)	8 p.m. PT
M.1	-	-	*at Fresno State (CBSSN)	7 p.m. PT
M.5	-	-	*at UNLV (CBSSN)	8 p.m. PT
M.8	-	-	*New Mexico (CBSSN)	7 p.m. PT
M.12-15	-	-	+at MW Championship	TBD

- Wooden Legacy (Fullerton, Calif.); ^ - Wooden Legacy (Anaheim, Calif.); * - MW game; + - Reese's MW Championship (Las Vegas, Nev.)

ON THE AIR

TELEVISION

- CBS Sports Network** (Cox 321, TW 415, DIRECTV 221, Dish 158, AT&T U-verse 643) - Dave Ryan (PxP), Doug Gottlieb (analysis)

RADIO

- The Mighty 1090/105.7 The Walrus** - Ted Leitner (PxP), Jeff Lasky (pregame, halftime, postgame)

SAN DIEGO STATE #AZTECMBB

No.	Name (Career G/GS)	Pos.	Ht.	Wt.	Cl.	PPG	RPG	Misc.	Note	◆ - Probable Starter
0	◆ Skylar Spencer (41/7)	F	6-10	235	So.	3.6	3.6	2.0 bpg	11 blocked shots the last five games; Has at least one blocked shot in 11 straight games	
2	◆ Xavier Thames (99/66)	G	6-3	195	Sr.	17.4	2.9	1.7 apg	Leading scorer; 26 points vs. No. 20/18 Creighton; Career-high 29 points vs. No. 25 Marquette	
4	Dakarai Allen (7/0)	G	6-5	195	Fr.	5.0	2.3	75.0 FT	Rivals.com four-star player; Averaging 17.3 minutes; Career-high 8 points vs. Marquette	
5	Dwayne Polee II (65/27)	F	6-7	195	Jr.	8.3	2.7	1.0 spg	12 points off the bench at San Diego; 6 steals this season, 6 in 26 games last year	
10	Aqeel Quinn (58/10)	G	6-3	200	Jr.	4.3	1.0	2.7 apg	Sat out 201-13 after transferring from CS Northridge; Game-high 5 assists vs. SD Christian	
11	D'Erryl Williams (6/0)	G	6-2	200	Fr.	0.3	1.0	2/2 FT	Teammate of Dakarai Allen at Sheldon HS in Sacramento; Seen action in 6 games (8.5 mpg)	
12	James Johnson (24/0)	F	6-10	235	Jr.	1.2	2.0	2/2 FT	DNP at USD; Career-high 2 steals vs. No. 6/5 Arizona; Averaging a career-high 10.0 minutes	
13	◆ Winston Shepard (38/9)	F	6-8	205	So.	11.0	4.6	2.1 apg	Four 10+point gms.; 1st career double-double vs. No. 20/18 Creighton (16 points, 10 rebounds)	
20	◆ JJ O'Brien (63/61)	F	6-7	220	Jr.	10.7	5.6	50.9 FG	10+ points in 4 of last 6 games; Career-high 19 points vs. No. 6/5 Arizona; 15 vs. Creighton	
22	◆ Josh Davis (104/75)	F	6-7	215	Sr.	8.1	9.4	1.0 apg	Team leader in rebounding; 11 rebounds vs. No. 25 Marquette; 10 points, 15 rebounds at USD	
24	Ryan Staten (9/0)	G	6-2	190	Jr.	1.0	0.0	3.5 mpg	Walk-on; Played in a career-high five games in 2012-13; Played in two games this season	
40	Matt Shrigley (7/0)	F	6-6	195	R-Fr.	8.0	1.1	53.8 3FG	Career-high 4 3FG vs. CoFC; 11 for last 22 FGA; 10+ points in three of last five games	

Head Coach: Steve Fisher (Illinois State, 1967) • 471-254 (23rd full season overall) • 287-172 (15th season at SDSU) **Assoc. Head Coach/Head Coach In Waiting:** Brian Dutcher (Minnesota, 1982) **Assistant Coaches:** Justin Hutson (CSU Bakersfield, 1194), David Velasquez (San Diego State, 2007) **Assistant to the Head Coach:** Mark Fisher (Michigan, 2001) **Dir. of Operations:** Matt Soria (San Diego State, 2002) **Dir. of Player Development:** Tim Shelton (San Diego State, 2011) **Athletic Trainer:** Tom Abdenour (Wayne State, 1976) **Strength and Conditioning:** Randy Shelton (San Diego State, 2000)

#24/rv SDSU Aztecs

2013-14 Record: 6-1; 0-0 MW
Four Straight NCAA Tournament Appearances

- The Aztecs have won at least 20 games in a school record eight straight seasons and 23 or more in five consecutive seasons.
- San Diego State has advanced to postseason play each of the last eight seasons (2006 NCAA, 2007-09 NIT, 2010-13 NCAA).

Trends:

- SDSU is 10th nationally in win pct. since the beginning of 2010-11, trailing Kansas, Ohio State, Duke, Syracuse, Gonzaga, Belmont, Wichita State, Kentucky, and Saint Mary's.
- San Diego State is 46-3 in its last 49 when scoring between 70-79 points.

0	Skylar Spencer <i>Forward, 6-10, 235, So.-1L</i> <i>Inglewood, Calif. (Price HS)</i>	<p>13-14 PPG 3.6 RPG 3.6 APG 0.4 FG 60.0 3FG 0/0 FT 1/6</p> <p>MW</p> <p>Career Highs: Points: 12 - two times Rebounds: 11 at USC (11-25-12) Assists: 2 vs. Nevada (2-23-13)</p>	<p>Started all 7 games this season, averaging 20.9 minutes... Career-high 12 points, season-high 6 rebounds at USD... Matched a career high with 4 blocked shots vs. San Diego Christian... Has blocked multiple shots in a game 17 times in his career... Blocked a shot in 11 straight games dating to last year... 11 blks. in last 5 gms... Set the SDSU and MW freshman record last season with 51 blocked shots.</p>
2	Xavier Thames <i>Guard, 6-3, 195, Sr.-2L</i> <i>Sacramento, Calif. (Washington State)</i>	<p>13-14 PPG 17.4 RPG 2.9 APG 1.7 FG 45.3 3FG 56.7 FT 80.4</p> <p>MW</p> <p>Career Highs: Points: 29 vs. Marquette (12-1-13) Rebounds: 10 at UCSB (11-26-11) Assists: 11 at San Diego (12-7-11)</p>	<p>MW and national player of the week (Dec. 2)... Wooden Legacy MOP... Made 12 of last 18 3FGA... Led the team in scoring 5 times this season... 17 points at USD... Career-high 29 points vs. No. 25 Marquette... 26 points vs. No. 20/18 Creighton... 19 points, 5 rebounds vs. No. 6/5 Arizona... Three-year starter... Career 81.9-percent FT shooter at SDSU... 38 career double-figure scoring efforts.</p>
4	Dakarai Allen <i>Guard, 6-5, 195, Fr.-HS</i> <i>Elk Grove, Calif. (Sheldon HS)</i>	<p>13-14 PPG 5.0 RPG 2.3 APG 0.6 FG 43.5 3FG 0/0 FT 75.0</p> <p>MW</p> <p>Career Highs: Points: 8 - two times Rebounds: 3 - two times Assists: 1 - four times</p>	<p>Played in all 7 games... Career-high 8 points vs. San Diego Christian and No. 25 Marquette... 16 minutes vs. No. 20/18 Creighton... Played 20 minutes (3 points, 2 rebounds) vs. No. 6/5 Arizona... 7 points (7-8 FT), 3 rebounds in 20 minutes vs. UCR... Of the reserves, averages a team-high 18.0 minutes... Four-star recruit by Rivals.com... Pronounced Duh-KAR-ee.</p>
5	Dwayne Polee II <i>Forward, 6-7, 195, Jr.-1L</i> <i>Los Angeles, Calif. (St. John's)</i>	<p>13-14 PPG 8.3 RPG 2.7 APG 0.2 FG 45.5 3FG 27.8 FT 5/6</p> <p>MW</p> <p>Career Highs: Points: 16 - two times Rebounds: 9 vs. Columbia (11-17-11) Assists: 3 vs. Gonzaga (3-17-11)</p>	<p>12 points off bench at USD... 11 points, 4 rebounds in 17 minutes off bench vs. No. 20/18 Creighton... 14 points (6-10 FG), 7 rebounds vs. San Diego Christian... 6 points, 3 rebounds, career-high 3 steals, 2 blocks in just 14 minutes vs. UC Riverside... 6 steals in 6 games this season after having 6 in 26 games last season... 65 career games (28 starts)... Has 10 career double-figure scoring games, 3 this year.</p>
10	Aqeel Quinn <i>Guard, 6-3, 200, Jr.-TR</i> <i>Gardena, Calif. (Cal State Northridge)</i>	<p>13-14 PPG 4.3 RPG 1.0 APG 2.7 FG 4/14 2/9 3/3</p> <p>MW</p> <p>Career Highs: Points: 17 at Pepperdine (12-10-11) Rebounds: 6 - two times Assists: 7 vs. UC Irvine (2-5-11)</p>	<p>DNP vs. No. 20/18 Creighton, No. 25 Marquette, at San Diego... Team-high 24 minutes vs. San Diego Christian (game-high 5 assists)... Followed that up with 5 points and 2 assists in 11 minutes vs. College of Charleston... Aztec debut vs. UCR: 2 points, 1 assist, 1 steal... Walk-on last season, but awarded a scholarship for 2013-14... 58 career games with 10 starts... Pronounced Uh-KEEL.</p>
11	D'Erryl Williams <i>Guard, 6-2, 200, Fr.-HS</i> <i>Sacramento, Calif. (Sheldon HS)</i>	<p>13-14 PPG 0.3 RPG 1.0 APG 0.7 FG 0/4 0/0 2/2</p> <p>MW</p> <p>Career Highs: Points: 2 vs. UC Riverside (11-8-13) Rebounds: 3 vs. UC Riverside (11-8-13) Assists: 2 - two times</p>	<p>Played in six games... Played 17 minutes off the bench vs. CoC after missing the San Diego Christian game (ankle)... CH 2 assists in 9 minutes vs. No. 6/5 Arizona... Sheldon HS teammate of classmate Dakarai Allen... A three-star recruit out by Rivals.com... Helped Sheldon HS to a 27-6 record and a 10-0 mark in league action last year... Tough defender... Pronounced Dee-AIR-ol.</p>
12	James Johnson <i>Forward, 6-10, 235, Jr.-1L</i> <i>San Diego, Calif. (Virginia)</i>	<p>13-14 PPG 1.2 RPG 2.0 APG 0.2 FG 2/5 0/0 2/2</p> <p>MW</p> <p>Career Highs: Points: 6 - two times Rebounds: 5 vs. UC Riverside (11-8-13) Assists: 1 - four times</p>	<p>Played in 5 games this season... DNP at USD (ankle) 9 minutes vs. No. 25 Marquette... 4 rebounds, career-high 20 minutes vs. San Diego Christian... Career-high 2 steals vs. No. 6/5 Arizona... 4 points, career-high 5 rebounds vs. UCR... Career-high 10.0 minutes per game this season... Played in 13 games last season after becoming eligible at mid-year... Scored 14 points in 52 minutes last year.</p>
13	Winston Shepard <i>Forward, 6-8, 205, So.-1L</i> <i>Houston, Texas (Findlay Prep)</i>	<p>13-14 PPG 11.0 RPG 4.6 APG 2.1 FG 40.0 2/8 69.2</p> <p>MW</p> <p>Career Highs: Points: 18 vs. UNLV (1-16-13) Rebounds: 10 vs. Creighton (11-29-13) Assists: 7 at Fresno State (1-9-13)</p>	<p>5 double-figure scoring games this season (second most on team)... Started every game this year... Team-high 4 assists at USD... 8 points, 6 rebounds vs. No. 25 Marquette... 1st career double-double (16 points, career-high 10 rebounds) vs. No. 20/18 Creighton... Game-high 15 points vs. CoC... Has 11 career double-figure scoring games... Has played in 37 straight games dating to last season.</p>
20	JJ O'Brien <i>Forward, 6-7, 220, Jr.-1L</i> <i>Rancho Cucamonga, Calif. (Utah)</i>	<p>13-14 PPG 10.7 RPG 5.6 APG 1.4 FG 50.9 2/5 65.5</p> <p>MW</p> <p>Career Highs: Points: 19 vs. Arizona (11-14-13) Rebounds: 11 - three times Assists: 7 vs. Nevada (2-23-13)</p>	<p>Third-leading scorer while shooting 50.9 pct. from the floor... CH 19 points, 6 rebounds vs. No. 6/5 Arizona... 15 points, 7 rebounds vs. No. 20/18 Creighton... Shooting 52.1 percent on 2-point FGAs... A returning starter who has started 61 of his 63 games played... Pulled down multiple rebounds in 54 of his last 58 games... Has 23 career double-figure scoring efforts and four double-doubles.</p>
22	Josh Davis <i>Forward, 6-8, 215, Sr.-TR</i> <i>Raleigh, N.C. (Tulane)</i>	<p>13-14 PPG 8.1 RPG 9.4 APG 1.0 FG 42.9 0/0 46.9</p> <p>MW</p> <p>Career Highs: Points: 27 at Georgia Tech (11-9-12) Rebounds: 17 at Bradley (3-23-13) Assists: 8 vs. Tulsa (1-19-13)</p>	<p>Leading rebounder... Wooden Legacy all-tourney... Season-high 15 rebounds, 10 points at USD... 11 rebounds vs. Marquette... 15 points, 13 rebounds vs. SD Christian... MW preseason newcomer of the year... Has 33 career double-doubles... 42 games with at least 10 boards... Ranked 4th in doubles-doubles (19) and 8th in rebounding (10.7) in NCAA Div. I last year... Played in 104 games (75 starts).</p>
40	Matt Shrigley <i>Forward, 6-6, 195, Fr.-RS</i> <i>San Diego, Calif. (La Costa Canyon HS)</i>	<p>13-14 PPG 8.0 RPG 1.1 APG 0.7 FG 50.0 53.8 4/7</p> <p>MW</p> <p>Career Highs: Points: 14 vs. San Diego Christian (11-20-13) Rebounds: 4 vs. San Diego Christian (11-20-13) Assists: 2 vs. San Diego Christian (11-20-13)</p>	<p>Averaging 18.0 minutes off the bench... Last 5 gms.: 44 points, 11-22 3FGs, 4 asts., 91 minutes... 4-5 FG (2-3 3FG) vs. Creighton... Hit a career-high 4 3FGs for 12 points vs. CoC... Went off for 14 points vs. San Diego Christian... Redshirted last season... A local product out of La Costa Canyon HS... Has the ability to knock down the open shot... Was a three-star athlete coming out of HS (Rivals.com).</p>

Steve Fisher

Head Coach (15th season at San Diego State)
Two-Time National and Mountain West Coach of Year

- Fisher has guided San Diego State to seven Mountain West championships (2006, 2011, 2012 regular season; 2002, 2006, 2010, 2011 tourney).
- Fisher has led the Aztecs to eight straight 20-win seasons. The last five seasons have produced at least 23 victories.
- Fisher has coached San Diego State to 10 postseason appearances (2002, 2006, 2010, 2011, 2012, 2013 NCAA; 2003, 2007, 2008, 2009 NIT).
- Fisher is the longest-tenured head coach in the Mountain West.

#AZTECMBB SCHEDULE/RESULTS

Date	Opponent (Television)	Time/Result	Note
N.8	UC Riverside	W, 77-41	► SDSU holds UCR to 13 first-half points and 30.8 FG overall; SDSU: 27-37 FT; Thames: 15 points; Davis: 11 points, 8 rebounds
N.14	No. 6/5 Arizona (CBSSN)	L, 60-69	► San Diego State rallies from 14 down to cut deficit to four with 1:51 left before falling by nine; O'Brien, Thames: 19 points
N.20	San Diego Christian (FS San Diego)	W, 93-41	► The Aztecs jump out to a 21-0 lead and never look back; SDC scores first bucket with 10:35 left in first half
DIRECTV Wooden Legacy (Titan Gym: Fullerton, Calif. Honda Center; Anaheim, Calif.)			
N.28	#vs. College of Charleston (ESPN2)	W, 72-52	► SDSU leads wire-to-wire, starts game on 17-1 run; Four Aztecs score in double figures; Shepard: 15 points; Shrigley: 4-7 3FGA
N.29	#vs. No. 20/18 Creighton (ESPN2)	W, 86-80	► SDSU made 26 of 31 free-throws; Thames: Career-high 26 points; Shepard: 16 points, career-high 10 rebounds
D.1	^vs. No. 25/rv Marquette (ESPN2)	W, 67-59	► San Diego State wins the DIRECTV Wooden Legacy; Thames: Career-high 29 points; Davis: 11 rebounds
D.5	at San Diego (FS San Diego)	W, 65-64	► Aztecs win eighth straight over USD; Toreros miss three-pointer in final seconds with SDSU up by one; Thames: 17 points
D.8	Washington (CBSSN)	Noon PT	► First meeting since 2004; San Diego State trails the series, 2-0
D.18	Southern Utah (4SD)	7 p.m. PT	► Aztecs have won two straight in series; Series tied, 2-2; First meeting since '11
D.21	McNeese State (4SD)	7 p.m. PT	► San Diego State won only meeting, 91-85, on Dec. 20, 1984 in Las Vegas
D.27	St. Katherine College (FS San Diego)	7 p.m. PT	► Firebirds embark on inaugural season; School located in Encinitas, Calif.
J.1	*at Colorado State (CBSSN)	7 p.m. MT	► Aztecs have won six of last eight at Moby Arena, but have not won since 2011
J.5	at Kansas (CBS)	12:30/3:30 p.m. CT	► San Diego State heads to Kansas for first time since 1979; Series is tied at 1-1
J.8	*Boise State (ESPN/ESPN3)	8 p.m. PT	► SDSU beat Boise State at home last year and is 3-0 all-time vs. Boise State at home
J.12	*at Air Force (ESPN3)	2 p.m. MT	► San Diego State has won three of last five inside Clune Arena
J.15	*Fresno State (ESPN3)	7 p.m. PT	► The Aztecs have won six straight vs. Fresno State, including last year's sweep
J.18	*UNLV (CBSSN)	3 p.m. PT	► SDSU has won four of the last five vs. UNLV inside Viejas Arena
J.22	*at San José State (ESPN3)	7 p.m. PT	► The Aztecs will visit SJSU for first time since 1999; Last three straight at San José State
J.25	*at Utah State (ESPN/ESPN3)	9 p.m. MT	► San Diego State is making its first trip to Logan since 1962
F.1	*Colorado State (ESPN)	4 p.m. PT	► The Aztecs have beaten the Rams 10 straight times at Viejas Arena
F.5	*at Boise State (CBSSN)	7:15 p.m. MT	► San Diego State looks to avenge last season's 69-65 loss to Boise State at Taco Bell Arena
F.8	*Nevada (ESPN3)	7 p.m. PT	► San Diego State has won three of four all-time home meetings with Nevada
F.11	*at Wyoming (ESPN)	9 p.m. MT	► The Aztecs have won two of the last three in Laramie, but lost last season
F.15	*Air Force (CBSSN)	5 p.m. PT	► San Diego State has won eight straight vs. Air Force at home, all by at least seven points
F.18	*Utah State (ESPN/ESPN3)	8 p.m. PT	► San Diego State will welcome Utah State to campus for first time since 1998
F.22	*at New Mexico (ESPN2)	8 p.m. MT	► San Diego State has won two of the last three played inside The Pit, and five of eight overall
F.25	*San José State (CBSSN)	8 p.m. PT	► San Diego State is 22-9 and winners of two straight vs. San José State at home
M.1	*at Fresno State (CBSSN)	7 p.m. PT	► The Aztecs have won on their last three trips to Fresno State; Last loss came in 2000
M.5	*at UNLV (CBSSN)	8 p.m. PT	► San Diego State has won five of last eight vs. UNLV in Las Vegas, but dropped last two
M.8	*New Mexico (CBSSN)	7 p.m. PT	► San Diego State handed New Mexico its worst loss last season, 55-34, inside Viejas Arena
M.12-15	+at MW Championship	TBD	► SDSU has advanced to the Mountain West championship game in four of the last five seasons

- Titan Gym (Fullerton, Calif.); ^ Honda Center (Anaheim, Calif.); * - Mountain West game; + - Reese's MW Championship (Las Vegas, Nev.)

Odds and Ends

- San Diego State is looking to move to 7-1 for the third time in as many seasons.
- The Aztecs have at least six wins in their first seven games for the fourth consecutive year.
- SDSU is looking to improve upon its 26-1 record in its last 27 December games.
- Since the start of the 2009-10 campaign, San Diego State is 30-2 in the month of December.
- The Aztecs improved to 98-0 in their last 98 when leading with five minutes to play following their win at San Diego.
- The Aztecs are seventh nationally in points allowed (58.0), 21st in field-goal percentage defense (.377) and 21st in effective field-goal percentage defense through Dec 5.
- SDSU is 11th nationally in three-point field-goal percentage (.438).

Passing Marks in Non-Conference Action

- San Diego State has won 44 straight non-conference games vs. unranked foes in the regular season.
- SDSU's last regular-season loss to an unranked non-conference opponent came on Dec. 19, 2009, at Arizona State.
- Since that Dec. 19, 2009, loss, the Aztecs have gone 50-5 in non-conference action vs. all foes.

Rank and File

- San Diego State finds itself ranked in the AP poll for the first time since Jan. 28, 2013.
- This is the fourth straight season SDSU has been ranked in the AP after never being ranked in the first 40 Division I seasons of the program.
- San Diego State is only nationally ranked team in the Mountain West.
- The Aztecs are receiving votes in the USA Today Coaches Poll, sitting in the 28th spot overall.

Not Too Bad

- San Diego State is 64-14 all-time when it is ranked in at least one of the two major top-25 polls.
- The Aztecs are 61-8 all-time as an AP Top-25 club when facing an unranked opponent.

Beast Mode

- Josh Davis corralled a season-high 15 rebounds at USD, which equaled the Toreros' starting lineup's total for the game. Davis also grabbed five offensive boards, while USD pulled down six as a team.
- In adding 10 points to his stat line, Davis posted his second double-double of the season and 33rd of his career.
- The 10-plus rebounding effort was his 42nd of career and his eighth with at least 15 boards.
- Over his last three games, Davis is averaging 11.3 rebounds.

SAN DIEGO STATE MEDIA RELATIONS

MEDIA RELATIONS OFFICE

Fowler Athletics Center
5302 55th Street
San Diego, CA 92182
■ Office: 619.594.5547
■ Fax: 619.582.6541

MIKE MAY | Associate Athletics Director

■ Coach Fisher Interviews
■ E-Mail: mmay@mail.sdsu.edu
■ Office: 619.594.5547
■ Cell: 619.957.8372

DARIN WONG | Assistant Director

■ Student-Athlete Interviews
■ E-Mail: dwong@mail.sdsu.edu
■ Office: 619.594.5547
■ Cell: 310.489.2378
■ Twitter: @dwong_

SOCIAL MEDIA

■ Twitter: @GoAztecs
■ Twitter (Media Only): @AztecsPR
■ Facebook: facebook.com/goaztecs
■ Instagram: @goaztecs
■ YouTube: youtube.com/goaztecscom

#AZTECMBB-WASHINGTON SERIES HISTORY

WASHINGTON LEADS, 2-0

Home: 1-0, Away: 0-1, Neutral: 0-0

Date	Location	Score
D.27.03	San Diego (CA)	L 81-92
D.7.04	Seattle (16/21)	L 69-98

CA - Cox Arena, (#/#) - Opponent national ranking

Stay Hot

- Xavier Thames, the National Player of the Week (CBSSports.com, NBCSports.com) and Mountain West Player of the Week, enters the Washington game with a hot hand, having made 10 of his last 14 attempts from three-point distance (.714).
- Thames has been money at the free-throw line, making 27 of 33 over his last four games (.818).
- The guard has made at least eight free throws in each of his last three games.
- At the Wooden Legacy, Thames connected on 56.3 percent of his field-goal attempts, including 11 of 15 from three-point range (.733).
- Thames is 16th nationally in three-point field-goal percentage (.567).

Stay Hot, Part II

- Matt Shrigley, over his last five games, has been impressive with his shooting stroke off the bench, connecting on 51.6 percent of his field-goal attempts. During this five-game period, Shrigley is averaging 8.8 points in 18.2 minutes.
- From behind the arc, Shrigley has made 50.0 percent of his attempts (11-22), which is second to Thames' 13-for-20 effort (.650).

Spark Off the Bench

- Dwayne Polee II has provided a nice spark off the bench for the Aztecs, averaging 8.3 points (4th on team; 1st among reserves) in 14.8 minutes.
- Three times this season, Polee has reached double figures in scoring, which is tied for the most among the Aztec reserves with Matt Shrigley. All three efforts have come in his last five games.

Reunion

- It will be a reunion of sorts when both teams hit the floor. SDSU's sophomore forward Winston Shepard and Washington's freshman guard Nigel Williams-Goss were teammates at Findlay Prep in Nevada. San Diego State's freshmen duo of Darakai Allen and D'Erryl Williams, meanwhile, were teammates with Husky freshman guard Darin Johnson at Sheldon High School in Sacramento, Calif.

Series History vs. Washington

- San Diego State trails the all-time series with Washington, 2-0.
- Both games have been high scoring affairs with average score: Washington 95.0, San Diego State 75.0.
- SDSU is 0-1 vs. Washington and home (2003) and on the road (2004).

San Diego State vs. the Pac-12

- The Aztecs have won 11 of their last 13 meetings against current members the league.
- Last year alone, SDSU went 2-1 vs. the league, beating USC on the road and No. -/24 UCLA at a neutral site before falling to No. 3/3 Arizona in Hawaii.
- SDSU has won six of its last seven games at home vs. current Pac-12 schools. Prior to losing to No. 6/5 Arizona earlier this season, the Aztecs' last loss came on Nov. 18, 2008, against No. 15/15 Arizona State.
- San Diego State has won nine of its last 10 vs. current Pac-12 members in games that have taken place within California state lines.
- SDSU is 55-139 all-time vs. current Pac-12 Conference members.

Steve Fisher vs. the Pac-12

- Steve Fisher has won 11 of his last 13 meetings vs. the current Pac-12 alignment, including six of the last seven at home.
- Fisher is 25-42 all-time vs. current Pac-12 members.

Streaking Through California

- SDSU has won 36 straight games vs. teams from the state of California, a streak that dates to Dec. 2, 2009.
- San Diego State has also beaten five Pac-12 schools during this remarkable run, including last season's victories over UCLA and USC.
- The 36-game winning streak vs. California schools is the longest active streak in the country. Kansas is second with 10 straight wins vs. California teams.
- SDSU ranks second behind Syracuse (37) for the longest active winning streak vs. any one state (through Dec. 5).

School	Streak
Syracuse vs. New York	37 (33H, 4A)
SDSU vs. California	36 (24H, 9A, 3N)
UConn vs. Connecticut	33 (32H, 1N)
Ohio State vs. Pennsylvania	22 (11H, 8A, 3N)

- Since the start of the 2010-11 season, San Diego State owns the best record of any school in California (88-22).

Back-to-Back Jacks

- For the first time in school history, San Diego State beat a nationally ranked team in back-to-back outings after it beat No. 20/18 Creighton

AMONG THE BEST

A look at where San Diego State ranks in a couple of categories nationally.

BEST FOOTBALL AND MEN'S BASKETBALL WINNING PERCENTAGE SINCE THE BEGINNING OF THE 2010-11 ACADEMIC YEAR (through Dec. 5)

Rk.	Team	W	L	Pct.
1.	Ohio State	131	27	82.9
2.	Louisville	132	41	76.3
3.	San Diego State	122	41	74.8
4.	Oregon	126	43	74.6
5.	Syracuse	126	44	74.1
6.	Missouri	118	43	73.3
7.	Michigan State	122	45	73.1
8.	Wisconsin	122	45	73.1
9.	Brigham Young	122	46	72.6
10.	Alabama	119	46	72.1

BEST MEN'S BASKETBALL WINNING PERCENTAGE SINCE THE BEGINNING OF THE 2010-11 SEASON (through Dec. 5)

Rk.	Team	W	L	Pct.
1.	Kansas	104	17	86.0
2.	Ohio State	101	19	84.2
3.	Duke	96	20	82.8
4.	Syracuse	99	21	82.5
5.	Gonzaga	90	21	81.1
6.	Belmont	91	22	80.5
7.	Wichita State	94	23	80.3
8.	Kentucky	95	24	79.8
9.	Saint Mary's	86	22	79.6
10.	San Diego State	89	23	79.5

and No. 25/rv Marquette.

■ At the final horn, SDSU joined Villanova as the only schools to accomplish the feat this season and the only teams to beat two AP Top-25 teams this year.

Breaking the Big East Curse

■ In eight tries, SDSU never beat a Big East team until it faced No. 20/18 Creighton. The win over the Bluejays snapped that streak and the Aztecs later put a W2 in the streak column after defeating No. 25/rv Marquette to win the Wooden Legacy.

Only 24 Hours? No Problem

■ San Diego State's win over No. 20/18 Creighton is more impressive when considering it had less than 24 hours to prepare.
■ The victory should come as no surprise because under Steve Fisher, the Aztecs are 15-0 in their last 15 regular-season games when they have 24 hours or less to prepare for a foe.
■ In their last 11 postseason games with 24 hours or less to prepare, the Aztecs are 8-3.

Don't Let It Get Close

■ San Diego State has been tough to beat when the score gets tight. In games decided by six points or less or in overtime, the Aztecs have the best record nationally since the start of the 2010-11 season.

BEST RECORD IN GAMES DECIDED BY SIX POINTS OR LESS OR IN OT, SINCE 2010-11 (through Dec. 5)

Rk.	Team	W	L	Pct.
1.	San Diego State	29	8	78.4
2.	Kansas	23	7	76.7
3.	Notre Dame	21	7	75.0
4.	Memphis	27	9	75.0
5.	North Carolina	22	9	71.0

The Defense Does Not Rest

■ SDSU has held its last 16 non-conference opponents to 70 points or less in games played at home. Only one has hit the 70-point plateau (UC Santa Barbara last season).
■ In those 16 games, San Diego State is 15-1 with the only loss coming to No. 6/5 Arizona.
■ In the aforementioned 16 games, only two teams have shot above 40.0 percent from the field (UC Santa Barbara, 47.4 percent; No. 6/5 Arizona, 44.6 percent).
■ The Aztecs forced UCR into committing 21 turnovers, the most by a Division I opponent since Long Beach State finished with 23 miscues on Nov. 19, 2011.
■ San Diego State held No. 6/5 Arizona to its lowest scoring output of the season (69).
■ SDSU jumped out to a 21-0 lead before beating San Diego Christian by 52 points. The Aztecs held the Hawks to 22.2 percent shooting from the field and forced 23 turnovers.

Holding Its Own

■ The Aztecs are 2-1 this season vs. teams that reside in the AP Top 25 at game time. SDSU fell to No. 6 Arizona and beat No. 20 Creighton and No. 25 Marquette.
■ San Diego State is 12-15 in its last 27 games vs. teams that own an Associated Press Top-25 ranking.
■ San Diego State is 5-3 in its last eight vs. AP-ranked teams at home and 6-10 in its last 16 at road/neutral sites.
■ The Aztecs are 3-1 in their last four vs. AP-ranked sides in games played in San Diego.
■ SDSU is 2-6 in its last eight vs. top-10 foes, which reaches back to the 2009-10 campaign. Prior to that, it was 3-25 in the first 28 occurrences.
■ The aforementioned streaks are impressive considering San Diego State went 10-73 in its first 83 games vs. AP-ranked teams. Since then SDSU is 14-16 in its last 30.

Elite Company

■ SDSU is one of 10 schools nationally to have won at least 23 games and advanced to the NCAA tournament in each of the last four seasons. The others are Duke, Gonzaga, Kansas State, Missouri, Ohio State, Syracuse, Temple, UNLV and Wisconsin. Against that group of nine, the Aztecs have gone a combined 8-4 the last four seasons.

SDSU Inks Top-10 Signing Class

■ San Diego State signed four high school standouts on Nov. 13, the first day of the signing period, in Zylan Cheatham, Trey Kell, Malik Pope and Kevin Zabo.
■ Rivals.com has the Aztecs' class at No. 9 nationally, 247Sports.com has it at No. 11, Scout.com considers the group the 12th-best in America, and ESPN.com rates it as the 14th-best crop of players to sign National Letters of Intent.
■ Pope headlines the group as a five-star player, while Cheatham and Kell are considered four-star athletes. Zabo is a three-star point guard from Canada.

Davis Named Preseason MW Newcomer of the Year

■ Josh Davis was voted the preseason Mountain West Newcomer of the Year by media who cover the league.
■ Davis is a graduate transfer from Tulane who averaged 17.6 points and 10.7 rebounds, ranked fourth in double-doubles (19) and eighth in rebounding in the NCAA last season.
■ Davis is the third Aztec in the last three seasons to earn preseason newcomer-of-the-year honors (Dwayne Polee II, Xavier Thames) and sixth overall.

#AztecMBB Picked Fourth in Preseason Poll

■ San Diego State was picked to finish in fourth in the preseason MW media poll.
■ The Aztecs earned 212 points, just two shy of second-place holders, UNLV and Boise State.
■ New Mexico was picked to win the league with 263 points and 23 of 24 first-place votes. UNLV had the other first-place consideration.

AZTEC SPECIALTY NUMBERS

SAN DIEGO STATE'S RECORD WHEN...

■ Double-Figure Scoring

Name	13-14	SDSU Career
Xavier Thames	5-1	26-8
JJ O'Brien	3-1	11-6
Winston Shepard	4-1	9-3
Dwayne Polee II	3-0	5-0
Josh Davis	3-0	3-0
Matt Shrigley	2-0	2-0
Skylar Spencer	1-0	2-0

■ Scoring 20-Plus Points

Name	13-14	SDSU Career
Xavier Thames	2-0	4-1

■ Grabbing 10-Plus Rebounds

Name	13-14	SDSU Career
JJ O'Brien		2-1
Josh Davis	3-0	3-0
Winston Shepard	1-0	1-0
Skylar Spencer		1-0
Xavier Thames		1-0

SAN DIEGO STATE SINGLE-GAME LEADERS

■ Scoring

Name	13-14	SDSU Career
Xavier Thames	5	11
JJ O'Brien	2	4
Winston Shepard	1	1

■ Rebounding

Name	13-14	SDSU Career
JJ O'Brien	1	6
Josh Davis	5	5
Xavier Thames		3
Winston Shepard	1	2
Skylar Spencer		1

■ Assists

Name	13-14	SDSU Career
Xavier Thames	3	31
JJ O'Brien	2	8
Winston Shepard	2	6
Aqeel Quinn	2	2
D'Erryl Williams	2	2

POLL TRACKER

SAN DIEGO STATE IN THE TOP-25 POLLS

Week	Associated Press		Coaches	
	Rk.	Points	Rk.	Points
Preseason	--	--	--	--
Nov. 11	--	--	--	--
Nov. 18	--	--	--	--
Nov. 25	--	--	--	--
Dec. 2	24	150	28	35

AP POLL BREAKDOWN

Total Polls Ranked	44
Top 10 Rankings	13
Longest Consecutive Polls Ranked	23
Current Streak	1

Seasons Ranked	4
Consecutive Seasons Ranked	4

Highest Ranking	4 (Jan. 24, 2011)
Record As Ranked Team	63-14
Record As Ranked Team vs. AP Top 25	3-6

LAST TIME SAN DIEGO STATE WAS...

Ranked: Jan. 28, 2013
Ranked In The Top 15: Jan. 14, 2013 (15th)
Ranked In The Top 10: March 14, 2011 (6th)
Ranked In The Top 5: Jan. 24, 2011 (4th)

RANK	WEEKS	RECORD
No. 1		
No. 2		
No. 3		
No. 4	1	1-1
No. 5		
No. 6	7	11-2
No. 7	4	8-0
No. 8		
No. 9	1	2-0
No. 10		
No. 11	1	2-0
No. 12		
No. 13	3	1-4
No. 14	1	2-0
No. 15	1	0-2
No. 16	2	4-0
No. 17	4	6-1
No. 18	4	8-1
No. 19	1	1-0
No. 20	1	0-1
No. 21	1	2-0
No. 22	3	2-2
No. 23	1	1-0
No. 24	3	4-0
No. 25	5	9-0
TOTALS	44	64-14

20 Wins, Again

- San Diego State posted its 18th 20-win campaign last season, 11th during the Division I era and ninth under Steve Fisher, including eight consecutive.
- Steve Fisher has won at least 20 games in a campaign 15 times. Of those, nine have come while coaching the Aztecs.
- San Diego State is one of 18 schools that have won at least 20 games eight seasons in a row. The other 17 are Akron, BYU, Butler, Duke, Florida, Gonzaga, Kansas, Louisville, Marquette, Memphis, North Carolina, Ohio State, Pittsburgh, Syracuse and Utah State. Prior to USU joining the Mountain West this year, SDSU was the only conference school to accomplish the feat.

Mountain West's Best

- Since the beginning of the Mountain West in 1999-00, San Diego State has won more men's basketball championships than any other current member of the league. Here is the list of current Mountain West schools with their regular-season championships (includes ties) and tournament championships: 1. San Diego State 7, 2. New Mexico 6, 3. UNLV 4, 4. Wyoming 2, 5. Air Force 1 and Colorado State 1.

MOUNTAIN WEST RECORDS, SINCE 2010-11 SEASON (includes MW Championship)

Rk.	Team	W	L	Pct.	RS Championships	Tourney Championships
1.	San Diego State	39	15	72.2	2	1
2.	New Mexico	38	16	70.4	2	2
3.	UNLV	34	19	64.2	0	0
4.	Colorado State	30	21	58.9	0	0
5.	Boise State	12	20	37.5	0	0
6.	Air Force	17	32	34.7	0	0
7.	Fresno State	5	12	29.4	0	0
8.	Wyoming	14	36	28.0	0	0
9.	Nevada	3	14	17.6	0	0

Spreading the Love

- Twice this season, Steve Fisher has played every suited Aztec and had every scholarship player log double-digit minutes (UC Riverside, San Diego Christian).
- The UCR game, when 11 logged at least 10 minutes, marked the first time Fisher had that many players record at least 10 minutes since Dec. 30, 2002, when SDSU beat IPFW, 74-58. Fisher went 3,966 days between the two dates.
- The UCR game also marked the first time Fisher played 11 scholarship players since March 1, 2011, vs. Wyoming.
- For an encore, Fisher had 10 Aztecs play double-digit minutes and had the 11 Aztecs who were available see the floor in the game vs. San Diego Christian. D'Erryl Williams did not suit due to an ankle injury.

Trends

- San Diego State has won 26 of its last 27 games when shooting at least 40 percent from the field and a minimum 25 percent from three-point range.
- San Diego State has won 43 of its last 44 when shooting at least 40 percent from the field, at least 25 percent from three-point range and at least 67 percent from the free-throw line.
- Since Feb. 10, 2010, San Diego State is 38-1 when scoring at least 76 points. The Aztecs have won 20 straight games when reaching that plateau.
- The Aztecs have won 40 games in a row when shooting 50 percent or better from the field.

Nearly Unbeatable

- San Diego State truly has a homecourt advantage and its record inside Viejas Arena speaks for itself. The Aztecs are 64-6 in their last 70 home games and went 14-1 at Viejas a year ago.
- Since the start of the 2005-06 campaign, the Aztecs are 114-15 inside Viejas and have suffered just one three-loss season at home (2007-08).
- Only 10 teams have won inside Viejas Arena since the start of 2005-06. Of the 10, five were non-conference foes.

Madhouse on the Mesa

- The entire San Diego State home slate is sold out this season, which features 16 regular-season games. Viejas Arena seats 12,414.
- During the Aztecs' 34-3 Sweet 16 season in 2010-11, they sold out Viejas Arena 13 out of 15 dates. In 2011-12, SDSU played in front of a full house 11 times and performed for more than 10,800 fans 19 different times. And last season, the entire 15-game schedule was sold out.

2014 #AztecMBB Recruiting Class

AZTEC FOR LIFE

SAN DIEGO STATE™ BASKETBALL



F 6-8 205 **Malik POPE**
Laguna Creek HS (Elk Grove, CA)



F 6-7 205 **Zylan CHEATHAM**
South Mountain HS (Phoenix, AZ)



G 6-4 190 **Trey KELL**
St. Augustine HS (San Diego, CA)



G 6-2 185 **Kevin ZABO**
Brewster Academy (Wolfeboro, NH)

San Diego State has received signed National Letters of Intent from four highly regarded prep standouts. The quartet makes up what is widely considered as the **top signing class in program history**.

HEAD COACH STEVE FISHER

“The thing I like about this group is they were talked about nationally, but they were talked about in our staff meetings long before we started recruiting them. Rarely do you get every player that makes an official visit. **We had four official visits, and all four of them have committed to us.**”

INDIVIDUAL PROSPECT RANKINGS

ESPN 100	RIVALIS 150	SCOUT	247SPORTS
52. Malik Pope	17. Malik Pope	26. Malik Pope	27. Malik Pope
79. Trey Kell	73. Zylan Cheatham	68. Zylan Cheatham	74. Zylan Cheatham
87. Zylan Cheatham	118. Trey Kell	71. Trey Kell	113. Trey Kell
			123. Kevin Zabo

@ebosshoops
Eric Bossi | National Basketball Recruiting Analyst for rivals.com

Checking in at **No. 9 overall**, the Aztecs have one heck of a class coming to San Diego.

5 THE FIFTH PIECE

Junior transfer Angelo Chol will join the incoming group as an eligible player in 2014 after sitting out this season. Chol was a 4-star recruit, rated the **#73** prospect in the country in the Rivals 150 for the class of 2011.






BASKETBALL PERFORMANCE CENTER

On Nov. 12, San Diego State announced plans to break ground in spring 2014, on a 23,500-square-foot Basketball Performance Center. The \$14.5-million facility will be located just south of Fowler Athletics Center and east of the San Diego State football practice fields. The Basketball Performance Center will include:

- Two full-length basketball courts
- Locker rooms
- Team lounges
- Coaches locker rooms
- Eight baskets
- Film rooms
- Athletic training room

"This has been a priority for the basketball programs for some time and will help both basketball programs immensely. This will be another showcase facility for the athletic department as well as the University as a whole." - SDSU head coach Steve Fisher



SDSU Broadcast Roster

Washington at No. 24/rv San Diego State | Viejas Arena at Aztec Bowl | December 8, 2013



0
SKYLAR SPENCER

Forward
6-10, 235, Sophomore-1L
Inglewood, Calif.
Price High

PPG: 3.6 RPG: 3.6 APG: 0.4
FG%: 60.0 3FG: 0/0 FT%: 1/6



2
XAVIER THAMES

Guard
6-3, 190, Senior-2L
Sacramento, Calif.
Washington State

PPG: 17.4 RPG: 2.9 APG: 1.7
FG%: 45.3 3FG: 56.7 FT%: 80.4



4
DAKARAI ALLEN

Guard
6-5, 195, Freshman-HS
Elk Grove, Calif.
Sheldon High

PPG: 5.0 RPG: 2.3 APG: 0.6
FG%: 43.5 3FG: 0/0 FT%: 75.0



5
DWAYNE POLEE II

Forward
6-7, 195, Junior-1L
Los Angeles, Calif.
St. John's

PPG: 8.3 RPG: 2.7 APG: 0.2
FG%: 45.5 3FG: 27.8 FT%: 5/6



10
AQEEL QUINN

Guard
6-3, 200, Junior-TR
Gardena, Calif.
Cal State Northridge

PPG: 4.3 RPG: 1.0 APG: 2.7
FG%: 28.6 3FG: 2/9 FT%: 3/3



11
D'ERRYL WILLIAMS

Guard
6-2, 200, Freshman-HS
Sacramento, Calif.
Sheldon High

PPG: 0.3 RPG: 1.0 APG: 0.7
FG%: 0/4 3FG: 0/0 FT%: 2/2



12
JAMES JOHNSON

Forward
6-10, 235, Junior-1L
San Diego, Calif.
Virginia

PPG: 1.2 RPG: 2.0 APG: 0.2
FG%: 2/5 3FG: 0/0 FT%: 2/2



13
WINSTON SHEPARD

Forward
6-8, 205, Sophomore-1L
Houston, Texas
Findlay Prep


PPG: 11.0 RPG: 4.6 APG: 2.1
FG%: 40.0 3FG: 2/8 FT%: 69.2



20
JJ O'BRIEN

Forward
6-7, 220, Junior-1L
Rancho Cucamonga, Calif.
Utah

PPG: 10.7 RPG: 5.6 APG: 1.4
FG%: 50.9 3FG: 2/5 FT%: 65.5



22
JOSH DAVIS

Forward
6-8, 215, Senior-TR
Raleigh, N.C.
Tulane


PPG: 8.1 RPG: 9.4 APG: 1.0
FG%: 42.9 3FG: 0/0 FT%: 46.9



24
RYAN STATAN

Guard
6-2, 190, Junior-SQ
San Pablo, Calif.
Piedmont High

PPG: 1.0 RPG: 0.0 APG: 0.0
FG%: 1/2 3FG: 0/0 FT%: 0/0



40
MATT SHRIGLEY

Forward
6-6, 195, Freshman-RS
San Diego, Calif.
La Costa Canyon High

PPG: 8.0 RPG: 1.1 APG: 0.7
FG%: 50.0 3FG: 53.8 FT%: 4/7



Head Coach
STEVE FISHER

- – 23rd full season as head coach • 471-254
- – 15th year at San Diego State • 287-172
- – 1989 NCAA champion
- – 3 NCAA Championship game appearances
- – 11 NCAA Tournament appearances (17 postseason appearances overall)
- – 2012 MW Coach of the Year, USBWA District IX Coach of the Year | 2011 Naismith National Coach of the Year, NABC National Coach of the Year, MWC Co-Coach of the Year, USBWA District IX Coach of the Year

San Diego State Coaches and Staff

Brian Dutcher, associate head coach/head coach in waiting
Justin Hutson, assistant coach
David Velasquez, assistant coach
Mark Fisher, assistant to the head coach
Matt Soria, director of basketball operations
Tim Shelton director of player development
Tom Abdenour, athletic trainer

2013-14 SAN DIEGO STATE ALPHABETICAL ROSTER

No.	Name	Pos.	Ht.	Wt.	Yr.	Exp.	Most Recent Div. I Season			Hometown (High School/Previous School)
							PPG	RPG	APG	
4	Dakarai Allen	G	6-5	195	Fr.	HS	--	--	--	Elk Grove, Calif. (Sheldon High)
22	Josh Davis	F	6-8	215	Sr.	TR	17.6	10.7	1.7	Raleigh, N.C. (Athens Drive (N.C) High/Tulane Univ.)
12	James Johnson	F	6-10	235	Jr.	1L	1.1	0.2	0.1	San Diego, Calif. (Elsinore High/Univ. of Virginia)
20	JJ O'Brien	F	6-7	220	Jr.	1L	7.2	4.5	1.5	Rancho Cucamonga, Calif. (Alta Loma High/Univ. of Utah)
5	Dwayne Polee II	F	6-7	195	Jr.	1L	2.8	1.9	0.2	Los Angeles, Calif. (Westchester High/St. John's Univ.)
10	Aqeel Quinn	G	6-3	200	Jr.	TR	6.8	2.1	1.7	Gardena, Calif. (Leuzinger High/CS Northridge)
13	Winston Shepard	F	6-8	205	So.	1L	5.7	3.5	2.0	Houston, Texas (Findlay Prep (Nev.))
40	Matt Shrigley	F	6-6	195	Fr.	RS	--	--	--	San Diego, Calif. (La Costa Canyon High)
0	Skylar Spencer	F	6-10	235	So.	1L	2.9	2.9	0.2	Inglewood, Calif. (Price High)
24	Ryan Staten	G	6-2	190	Jr.	SQ	0.4	0.2	0.0	San Pablo, Calif. (Piedmont High)
2	Xavier Thames	G	6-3	195	Sr.	2L	9.5	2.7	2.4	Sacramento, Calif. (Pleasant Grove High/Washington State Univ.)
11	D'Erryl Williams	G	6-2	200	Fr.	HS	--	--	--	Sacramento, Calif. (Sheldon High)

2013-14 SAN DIEGO STATE NUMERICAL ROSTER

No.	Name	Pos.	Ht.	Wt.	Yr.	Exp.	Most Recent Div. I Season			Hometown (High School/Previous School)
							PPG	RPG	APG	
0	Skylar Spencer	F	6-10	235	So.	1L	2.9	2.9	0.2	Inglewood, Calif. (Price High)
2	Xavier Thames	G	6-3	195	Sr.	2L	9.5	2.7	2.4	Sacramento, Calif. (Pleasant Grove High/Washington State Univ.)
4	Dakarai Allen	G	6-5	195	Fr.	HS	--	--	--	Elk Grove, Calif. (Sheldon High)
5	Dwayne Polee II	F	6-7	195	Jr.	1L	2.8	1.9	0.2	Los Angeles, Calif. (Westchester High/St. John's Univ.)
10	Aqeel Quinn	G	6-3	200	Jr.	TR	6.8	2.1	1.7	Gardena, Calif. (Leuzinger High/CS Northridge)
11	D'Erryl Williams	G	6-2	200	Fr.	HS	--	--	--	Sacramento, Calif. (Sheldon High)
12	James Johnson	F	6-10	235	Jr.	1L	1.1	0.2	0.1	San Diego, Calif. (Elsinore High/Univ. of Virginia)
13	Winston Shepard	F	6-8	205	So.	1L	5.7	3.5	2.0	Houston, Texas (Findlay Prep (Nev.))
20	JJ O'Brien	F	6-7	220	Jr.	1L	7.2	4.5	1.5	Rancho Cucamonga, Calif. (Alta Loma High/Univ. of Utah)
22	Josh Davis	F	6-8	215	Sr.	TR	17.6	10.7	1.7	Raleigh, N.C. (Athens Drive (N.C) High/Tulane Univ.)
24	Ryan Staten	G	6-2	190	Jr.	SQ	0.4	0.2	0.0	San Pablo, Calif. (Piedmont High)
40	Matt Shrigley	F	6-6	195	Fr.	RS	--	--	--	San Diego, Calif. (La Costa Canyon High)

Head Coach:	Steve Fisher (Illinois State, 1967)
Associate Head Coach:	Brian Dutcher (Minnesota, 1982)
Assistant Coaches:	Justin Hutson (CSU Bakersfield, 1994), David Velasquez (San Diego State, 2007)
Assistant to the Head Coach:	Mark Fisher (Michigan, 2001)
Director of Operations:	Matt Soria (San Diego State, 2002)
Director of Player Development:	Tim Shelton (San Diego State, 2011)

ELIGIBLE IN 2014-15

No.	Name	Pos.	Ht.	Wt.	Yr.	Exp.	Most Recent Div. I Season			Hometown (High School/Previous School)
							PPG	RPG	APG	
3	Angelo Chol	F	6-9	225	Jr.	TR	1.9	2.0	0.1	San Diego, Calif. (Hoover High/Univ. of Arizona)
14	Parker U'u	G	6-4	210	So.	TR	1.4	1.1	0.2	Sacramento, Calif. (Jesuit High/Univ. of Hartford)

PRONUNCIATIONS

Dakarai Allen:	Duh-KAR-ee Allen
Aqeel Quinn:	Uh-KEEL Quinn
Ryan Staten:	Ryan State-in
Xavier Thames:	Xavier Th-AIMS
Parker U'u:	Parker You-you
D'Erryl Williams:	Dee-AIR-ol Williams



STEVE FISHER

23rd-Full Season • 15th Season at SDSU • Illinois State, 1967

Steve Fisher has guided the Aztec basketball program to unparalleled heights. In 14 seasons, he has taken a program that regularly missed out on the conference postseason tournament, to one which has become one of the best programs in the country.

The best news for SDSU fans is that the school exercised its contract option on Fisher prior to the 2011-12 season, which keeps the coach on Montezuma Mesa through 2014-15.

When Fisher arrived on the scene in March of 1999, he found a basketball program that wasn't good enough to be called average. The Aztecs had suffered through 13 losing seasons in 14 years. Members of the school's last NCAA team were in the early stages of middle age. The expectations were set. The Aztecs were expected to lose. The year before Fisher's arrival on campus, San Diego State won just four games.

Now those days are a distant memory. Fisher has guided San Diego State to the NCAA Tournament six times, including four straight with third-round appearances in two of the last three years. In 2011, he led SDSU to a 34-3 record and a berth in the Sweet 16. Fisher has also taken the Aztecs to the NIT four times, including their run to the national semifinals in 2009. San Diego State has currently been to the postseason eight straight years.

On March 26, 1999, San Diego State announced its arrival on the basketball scene when it introduced Fisher as its new coach. Fresh from a stint with the Sacramento Kings and with three appearances in the Final Four and a national championship in his pocket, he rolled up his sleeves and went to work. And work was needed. It looked to be a daunting challenge and yet the man with one of the highest winning percentages in NCAA Tournament history had no reservations.

No head-coaching career, at any level, started quicker than that of Fisher. Six games into his head-coaching career he was undefeated and sporting a national championship ring. And the success didn't stop with the national title.

Fisher's eight-plus seasons at Michigan produced a 184-82 (.692) record, nine postseason tournament berths and three trips to the NCAA championship game, including the magical run to the 1989 national title.

Under Fisher, the Wolverines also claimed an NIT championship, won at least 20 games four times and finished among the top three in the powerful Big Ten Conference five times. In 1995, Michigan set a league record by holding opponents to just 39.4 percent shooting from the floor.

Fisher and Co., raised the bar even higher in the postseason. His seven NCAA Tournament teams at Michigan combined for a 20-6 record, which put him fourth among active coaches and ninth in NCAA history with a winning percentage of .769 in the national bracket after his stint in Ann Arbor. Only 13 coaches have taken more teams to the Final Four, including just five that are still active. He is one of three coaches to take three squads to the Final Four in the first five years of a head-coaching career, and one of just six coaches to lead a team to a NIT title as well as the NCAA.

His accomplishments may be even greater at San Diego State. In 2001-02 he led the Aztecs to the postseason for the first time since 1985 and for just the fourth time ever. The 21 wins were second most for the school as a Division I program and the most since 1985. The fact that those numbers came after just three seasons signifies what is one of the great turnarounds in college basketball.

He followed that up with a third consecutive season with a .500 or better record in 2002-03 and led SDSU back to the postseason for the second consecutive season for only the second time in the school's Division I history. In addition, SDSU claimed its first Division I postseason victory with a win in the NIT.

In 2006-07, he led SDSU to the MW regular season and tournament crowns and a berth in the NCAA Tournament. That team finished with a Division I then-school-record 24 wins. And the last seven seasons, Fisher has led the Aztecs to seven additional 20-win seasons, including five straight 23-win campaigns, and seven consecutive postseason appearances. In 2012, in what was perceived as a rebuilding year, Fisher led SDSU to a 26-8 record, a spot in the NCAA Tournament and its second straight Mountain West regular-season title. Then last season, Fisher and the Aztecs advanced to the third round of the NCAAs for the second time in three years with their third-ever NCAA tournament win.

RECORD BREAKDOWN

	Career
Home	266-73
Away	122-143
Neutral	83-37

By Month

November	71-24
December	126-42
January	102-68
February	85-69
March	81-46
April	4-2

Games Decided By/In

1-Point Games	23-9
2 Points	24-20
3 Points or Less	88-60
Overtime	35-16

► Steve Fisher Year-By-Year

Year	School	W	L	Pct.	Conference			Postseason/Honors
					W	L	Pct.	
1989	Michigan	6	0	1.000	-	-	-	NCAA Champions
1989-90	Michigan	23	8	.742	12	6	.667	NCAA Second Round
1990-91	Michigan	14	15	.483	7	11	.389	NIT First Round
1991-92	Michigan	25	9	.735	11	7	.611	NCAA Runner-Up, <i>Basketball Times</i> Coach of the Year
1992-93	Michigan	31	5	.861	15	3	.833	NCAA Runner-Up
1993-94	Michigan	24	8	.750	13	5	.722	NCAA Regional Finalist
1994-95	Michigan	17	14	.548	11	7	.611	NCAA First Round
1995-96	Michigan	20	12	.625	10	8	.556	NCAA First Round
1996-97	Michigan	24	11	.686	9	9	.500	NIT Champions
Eight Full Seasons at UM		184	82	.692	88	56	.611	7 NCAA Tournaments, 9 Postseason Appearances
Year	School	W	L	Pct.	W	L	Pct.	Postseason/Honors
1999-00	San Diego State	5	23	.179	0	14	.000	
2000-01	San Diego State	14	14	.500	4	10	.286	8th-most improved team in the country (Sagarin Ratings)
2001-02	San Diego State	21	12	.636	7	7	.500	NCAA First Round; Aztecs' first NCAA trip since 1985
2002-03	San Diego State	16	14	.552	6	8	.429	NIT Second Round; Aztecs reach postseason in consecutive yrs
2003-04	San Diego State	14	16	.483	5	9	.357	Two players that earned all-league honors return in 04-05
2004-05	San Diego State	11	18	.379	4	10	.286	Young Aztecs drop seven gms. by four pts. or less or OT
2005-06	San Diego State	24	9	.727	13	3	.813	MWC regular season and tournament champs; NCAA berth
2006-07	San Diego State	22	11	.667	10	6	.625	NIT Second Round; First road win in D-I postseason tourney
2007-08	San Diego State	20	13	.606	9	7	.563	NIT First Round; Third straight 20-win season
2008-09	San Diego State	26	10	.722	11	5	.688	NIT Semifinals; Fourth straight 20-win year; SDSU-record 26 wins
2009-10	San Diego State	25	9	.735	11	5	.667	NCAA First Round, MWC tournament champions
2010-11	San Diego State	34	3	.919	14	2	.875	NCAA Sweet 16; MWC champions (co-reg. season, tourney), MWC COY
2011-12	San Diego State	26	8	.765	10	4	.714	NCAA Second Round; MW co-reg. season champs; MW COY
2012-13	San Diego State	23	11	.676	9	7	.563	NCAA Third Round; Fifth straight season with at least 23 wins
2013-14	San Diego State	6	1	.857				
15 Seasons at SDSU		287	172	.625	113	97	.538	6 NCAA Tournaments; 10 Postseason Appearances
		W	L	Pct.	W	L	Pct.	Postseason/Honors
23-Full Season Career		471	254	.650	201	153	.568	13 NCAA Tournaments, 19 Postseason Appearances

SEASON/CAREER HIGHS

Points

Season 12 at San Diego (12-5-13)
 Career 12 at San Diego (12-5-13)
 12 vs. Ark.-Pine Bluff (11-21-12)

Rebounds

Season 6 at San Diego (12-5-13)
 6 vs. Coll. of Charleston (11-28-13)
 Career 11 at USC (11-25-12)

Assists

Season 1 vs. Marquette (12-1-13)
 1 vs. San Diego Christian (11-20-13)
 1 vs. UC Riverside (11-8-13)
 Career 2 vs. Nevada (2-23-13)

Field Goals

Season 6 at San Diego (12-5-13)
 Career 6 at San Diego (12-5-13)

Field Goals Attempted

Season 7 at San Diego (12-5-13)
 Career 7 at San Diego (12-5-13)

Three-Point Field Goals

Season
 Career

Three-Point FG Attempted

Season
 Career

Free Throws

Season 1 vs. San Diego Christian (11-20-13)
 Career 4 vs. Ark.-Pine Bluff (11-21-12)

Free Throws Attempted

Season 4 vs. San Diego Christian (11-20-13)
 Career 7 vs. Ark.-Pine Bluff (11-21-12)

Steals

Season 2 vs. San Diego Christian (11-20-13)
 Career 3 vs. New Mexico (1-26-13)

Blocked Shots

Season 4 vs. San Diego Christian (11-20-13)
 Career 4 vs. San Diego Christian (11-20-13)
 4 vs. Nevada (2-23-13)
 4 vs. Wyoming (2-19-13)
 4 vs. Boise State (2-6-13)
 4 vs. PLNU (12-18-12)

Minutes Played

Season 28 at San Diego (12-5-13)
 Career 30 at USC (11-25-12)



0 • SKYLAR SPENCER

FORWARD • 6-9 • 235 • SOPHOMORE - 1L
 INGLEWOOD, CALIF. (PRICE HIGH)

BIG NOTES

- ▶ Became the all-time SDSU and MW freshman leader in blocked shots (51) last year.
- ▶ Has 37 blocks in his last 20 games dating to 2012-13.
- ▶ Has made 35 of his last 56 field-goal attempts dating to last season.
- ▶ Has at least one blocked shot in 31 games, including 11 straight and multiple blocks 17 times in his career.

SEASON HIGHLIGHTS

- ▶ Blocked a team-high two shots vs. UC Riverside (11-8-13) in his first-ever start.
- ▶ Matched his career high with four blocked shots in only 17 minutes vs. San Diego Christian (11-20-13).
- ▶ Blocked a game-high three shots, grabbed a season-high six rebounds and played a season-high 27 minutes vs. College of Charleston (11-28-13).
- ▶ Made both of his field-goal attempts to finish with a season-high four points vs. No. 25/rv Marquette (12-1-13).
- ▶ Set a career high with 12 points and matched his season high with six rebounds at San Diego (12-5-13).

2013-14 GAME-BY-GAME STATISTICS

Opponent	GS	FG	3FG	FT	O-D-R	PF	TP	A	TO	B	S	MP
UC Riverside	*	1-5	0-0	0-0	0-3-3	0	2	1	0	2	1	19
Arizona	*	0-0	0-0	0-0	0-2-2	2	0	0	0	1	0	21
San Diego Christian	*	1-2	0-0	1-4	2-1-3	1	3	1	0	4	2	17
vs. College of Charleston	*	1-3	0-0	0-2	1-5-6	1	2	0	2	3	0	27
vs. Creighton	*	1-1	0-0	0-0	1-2-3	0	2	0	0	1	0	13
vs. Marquette	*	2-2	0-0	0-0	2-0-2	5	4	1	0	1	0	21
at San Diego	*	6-7	0-0	0-0	4-2-6	4	12	0	1	2	1	28
Washington												
Southern Utah												
McNeese State												
St. Katherine												
at Colorado State*												
at Kansas												
Boise State*												
at Air Force*												
Fresno State*												
UNLV*												
at San José State*												
at Utah State*												
Colorado State*												
at Boise State*												
Nevada*												
at Wyoming*												
Air Force*												
Utah State*												
at New Mexico*												
San José State*												
at Fresno State*												
at UNLV*												
New Mexico*												
at MW Championship												

▶ SPENCER CAREER STATISTICS

Year	G-GS	Min.-Avg.	FG-FGA	Pct.	3P-3PA	Pct.	FT-FTA	Pct.	OR	DR	Reb	Avg.	PF-D	AT	TO	BS	ST	Pts	Avg.
12-13	34-0	484-14.2	43-65	.662	0-0	.000	11-29	.379	40	60	100	2.9	50-0	6	17	51	10	97	2.9
13-14	7-7	146-20.9	12-20	.600	0-0	.000	1-6	.167	10	15	25	3.6	13-1	3	3	14	4	25	3.6
Totals	41-7	630-15.4	55-85	.647	0-0	.000	12-35	.343	50	75	125	3.0	63-1	9	20	65	14	122	3.0

SEASON/CAREER HIGHS

Points

Season 29 vs. Marquette (12-1-13)
Career 29 vs. Marquette (12-1-13)

Rebounds

Season 5 vs. Arizona (11-14-13)
Career 10 at UCSB (11-26-11)

Assists

Season 4 at San Diego (12-5-13)
Career 11 at San Diego (12-7-11)

Field Goals

Season 7 vs. Marquette (12-1-13)
7 vs. Creighton (11-29-13)
Career 7 vs. Marquette (12-1-13)
7 vs. Creighton (11-29-13)
7 at TCU (3-3-12)
7 at New Mexico (1-18-12)
7 vs. Creighton (11-30-11)

Field Goals Attempted

Season 16 vs. Marquette (12-1-13)
16 vs. Arizona (11-14-13)
Career 16 vs. Marquette (12-1-13)
16 vs. Arizona (11-14-13)

Three-Point Field Goals

Season 5 vs. Marquette (12-1-13)
Career 5 vs. Marquette (12-1-13)
5 vs. UCLA (12-1-12)

Three-Point FG Attempted

Season 6 vs. Marquette (12-1-13)
6 vs. UC Riverside (11-8-13)
Career 6 vs. Marquette (12-1-13)
6 vs. UC Riverside (11-8-13)
6 at Boise State (3-9-13)
6 at New Mexico (2-27-13)
6 at Colorado State (2-13-13)
6 vs. UCLA (12-1-12)
6 at USC (11-25-12)

Free Throws

Season 10 vs. Marquette (12-1-13)
Career 13 at UCSB (11-26-11)

Free Throws Attempted

Season 11 vs. Marquette (12-1-13)
Career 16 at UCSB (11-26-11)

Steals

Season 4 vs. UC Riverside (11-8-13)
Career 5 vs. Syracuse (11-11-12)

Blocked Shots

Season
Career 2 vs. Fresno State (2-9-13)
2 at Missouri State (11-17-12)

Minutes Played

Season 36 vs. Marquette (12-1-13)
36 vs. Arizona (11-14-13)
Career 41 at UCSB (11-26-11)



2 • XAVIER THAMES

GUARD • 6-3 • 192 • SENIOR - 2L
SACRAMENTO, CALIF. (WASHINGTON STATE)

BIG NOTES

- Is the national player of the week (CBSSports.com, NBCSports.com) and the Mountain West Player of the Week (first career) (12-2-13).
- Named the DIRECTV Wooden Legacy Most Outstanding Player.
- Made 134 of his last 162 free-throw attempts dating back to 2011-12, including 26 of his last 31.
- Scored in double figures in 10 of his last 13 outings dating to last year and six of seven this season.
- Played 32 or more minutes in 10 of his last 13 games dating to last season.
- Put together back-to-back career-high scoring performances (26 vs. Creighton, 29 vs. Marquette) in the final two games of the Wooden Legacy.
- Has made 10 of his last 14 attempts from three-point distance.

SEASON HIGHLIGHTS

- Led all scorers with 15 points and all players with four steals vs. UC Riverside (11-8-13).
- Set season highs in points (team-high 19), rebounds (5) and assists (team-high 2) vs. No. 6/5 Arizona (11-14-13).
- Made 4-of-6 shots (2-4 3FG) en route to 11 points vs. College of Charleston (11-28-13).
- Exploded for a then-career-high 26 points vs. No. 20/18 Creighton (11-29-13) after connecting on 7-of-10 from the field (season-high four three-pointers) and 8-of-10 from the free-throw line.
- Stayed hot by making a career-high-tying 5-of-6 from three-point distance and 10-of-11 from free-throw line en route for a career-high 29 points vs. No. 25/rv Marquette (12-1-13).
- Led the team with 17 points and a season-high four assists at San Diego (12-5-13).

2013-14 GAME-BY-GAME STATISTICS

Opponent	GS	FG	3FG	FT	O-D-R	PF	TP	A	TO	B	S	MP
UC Riverside	*	5-12	2-6	3-4	0-1-1	0	15	1	0	0	4	21
Arizona	*	5-16	2-4	7-9	1-4-5	1	19	2	3	0	2	36
San Diego Christian	*	2-4	1-2	0-0	1-0-1	1	5	1	0	0	0	15
vs. College of Charleston	*	4-6	2-4	1-2	0-3-3	2	11	2	2	0	2	24
vs. Creighton	*	7-10	4-5	8-10	1-2-3	3	26	1	4	0	1	33
vs. Marquette	*	7-16	5-6	10-11	2-1-3	1	29	1	2	0	1	36
at San Diego	*	4-11	1-3	8-10	1-3-4	4	17	4	4	0	1	32
Washington												
Southern Utah												
McNeese State												
St. Katherine												
at Colorado State*												
at Kansas												
Boise State*												
at Air Force*												
Fresno State*												
UNLV*												
at San José State*												
at Utah State*												
Colorado State*												
at Boise State*												
Nevada*												
at Wyoming*												
Air Force*												
Utah State*												
at New Mexico*												
San José State*												
at Fresno State*												
at UNLV*												
New Mexico*												
at MW Championship												

MISCELLANEOUS STATS/SAN DIEGO STATE RECORD

Category	2013-14 Season		Career Games
	Games	SDSU W/L	
Double-Figure Scoring	6	5-1	38
Double-Figure Assists	0	0-0	1
Double-Figure Rebounds	0	0-0	1
Double-Doubles	0	0-0	2
Led SDSU in Scoring	5	4-1	11
Led SDSU in Rebounding	0	0-0	3
Led SDSU in Assists	3	2-1	31
20+ Point Games	2	2-0	5
6+ Assist Games	0	0-0	10
Consecutive Games	Current	Long	
Double-Figure Scoring	4	4	
With At Least 1 Assist	9	48	
Played 30 or More Minutes	3	16	
Consecutive Made Fts	4	24	

► THAMES CAREER STATISTICS

Year	G-GS	Min.-Avg.	FG-FGA	Pct.	3P-3PA	Pct.	FT-FTA	Pct.	OR	DR	Reb	Avg.	PF-D	AT	TO	BS	ST	Pts	Avg.
09-10*	31-4	546-17.6	54-131	.412	9-34	.265	25-39	.641	13	32	45	1.5	59-0	38	29	1	24	142	4.6
11-12	31-30	1048-33.8	98-244	.402	16-52	.308	101-122	.828	15	85	100	3.2	69-1	128	78	7	30	313	10.1
12-13	30-25	861-28.7	87-248	.351	37-104	.356	75-92	.815	14	67	81	2.7	42-0	72	53	9	31	286	9.5
13-14	7-7	197-28.1	34-75	.453	17-30	.567	37-46	.804	6	14	20	2.9	12-0	12	15	0	11	122	17.4
Totals	99-66	2652-26.8	273-698	.391	79-220	.359	238-299	.796	48	198	246	2.5	182-1	250	175	17	96	863	8.7

* at WASHINGTON STATE

CAREER HIGHS

Points

Career 8 vs. Marquette (12-1-13)
8 vs. San Diego Christian (11-20-13)

Rebounds

Career 3 vs. Marquette (12-1-13)
3 vs. UC Riverside (11-8-13)

Assists

Career 1 vs. Creighton (11-29-13)
1 vs. San Diego Christian (11-20-13)
1 vs. UC Riverside (11-8-13)

Field Goals

Career 3 vs. Marquette (12-1-13)
3 vs. San Diego Christian (11-20-13)

Field Goals Attempted

Career 7 vs. Marquette (12-1-13)

Three-Point Field Goals

Career

Three-Point FG Attempted

Career

Free Throws

Career 7 vs. UC Riverside (11-8-13)

Free Throws Attempted

Career 8 vs. UC Riverside (11-8-13)

Steals

Career 3 vs. San Diego Christian (11-20-13)

Blocked Shots

Career 1 vs. San Diego Christian (11-20-13)
1 vs. Arizona (11-14-13)

Minutes Played

Career 22 vs. San Diego Christian (11-20-13)



4 • DAKARAI ALLEN

GUARD • 6-5 • 195 • FRESHMAN - HS
ELK GROVE, CALIF. (SHELDON HIGH)

SEASON HIGHLIGHTS

- Scored seven points all on free throws (7-8) in 20 minutes vs. UC Riverside (11-8-13)... The 20 minutes were the most of any Aztec reserve.
- Played a bench-high 20 minutes vs. No. 6/5 Arizona (11-14-13).
- Set career highs in points (8), steals (3) and minutes played (22) vs. San Diego Christian (11-20-13).
- Was 2-for-2 from the field and finished with five points in 13 minutes vs. College of Charleston (11-28-13).
- Matched his career high with eight points and three rebounds vs. No. 25/rv Marquette (12-1-13).

2013-14 GAME-BY-GAME STATISTICS

Opponent	GS	FG	3FG	FT	O-D-R	PF	TP	A	TO	B	S	MP
UC Riverside	0-0	0-0	7-8	1-2-3	1	7	1	2	0	1	20	
Arizona	1-2	0-0	1-2	1-1-2	4	3	0	0	1	0	20	
San Diego Christian	3-6	0-0	2-3	1-1-2	3	8	1	1	1	3	22	
vs. College of Charleston	2-2	0-0	1-1	1-1-2	5	5	0	0	0	0	13	
vs. Creighton	0-3	0-0	0-0	1-1-2	1	0	1	0	0	0	16	
vs. Marquette	3-7	0-0	2-2	2-1-3	2	8	0	0	0	2	17	
at San Diego	1-3	0-0	2-4	1-1-2	3	4	1	0	0	1	13	
Washington												
Southern Utah												
McNeese State												
St. Katherine												
at Colorado State*												
at Kansas												
Boise State*												
at Air Force*												
Fresno State*												
UNLV*												
at San José State*												
at Utah State*												
Colorado State*												
at Boise State*												
Nevada*												
at Wyoming*												
Air Force*												
Utah State*												
at New Mexico*												
San José State*												
at Fresno State*												
at UNLV*												
New Mexico*												
at MW Championship												

► ALLEN CAREER STATISTICS

Year	G-GS	Min.-Avg.	FG-FGA	Pct.	3P-3PA	Pct.	FT-FTA	Pct.	OR	DR	Reb	Avg.	PF-D	AT	TO	BS	ST	Pts	Avg.
13-14	7-0	121-17.3	10-23	.435	0-0	.000	15-20	.750	8	8	16	2.3	19-1	4	3	2	7	35	5.0

SEASON/CAREER HIGHS

Points

Season 14 vs. San Diego Christian (11-20-13)
 Career 16 vs. Wyoming (2-19-13)
 16 at Saint Mary's (11-16-11)

Rebounds

Season 7 vs. San Diego Christian (11-20-13)
 Career 9 vs. Columbia (11-17-11)

Assists

Season 1 at San Diego (12-5-13)
 Career 3 vs. Gonzaga (3-17-11)

Field Goals

Season 6 vs. San Diego Christian (11-20-13)
 Career 6 vs. San Diego Christian (11-20-13)
 6 vs. Wyoming (2-19-13)
 6 at Saint Mary's (11-16-11)

Field Goals Attempted

Season 10 at San Diego (12-5-13)
 10 vs. San Diego Christian (11-20-13)
 Career 16 at Saint Mary's (11-16-11)

Three-Point Field Goals

Season 2 at San Diego (12-5-13)
 2 vs. Creighton (11-29-13)
 Career 3 vs. Wyoming (2-19-13)

Three-Point FG Attempted

Season 6 at San Diego (12-5-13)
 Career 6 at San Diego (12-5-13)

Free Throws

Season 2 vs. San Diego Christian (11-20-13)
 2 vs. UC Riverside (11-8-13)
 Career 4 vs. UCSB (12-6-12)
 4 vs. Texas Southern (12-3-12)
 4 vs. SD Christian (11-13-12)
 4 vs. Gonzaga (3-17-11)

Free Throws Attempted

Season 3 vs. San Diego Christian (11-20-13)
 Career 6 vs. CSU Bakersfield (1-3-13)
 6 vs. SD Christian (11-13-12)

Steals

Season 3 vs. San Diego Christian (11-20-13)
 3 vs. UC Riverside (11-8-13)
 Career 3 vs. San Diego Christian (11-20-13)
 3 vs. UC Riverside (11-8-13)
 3 vs. Gonzaga (3-17-11)

Blocked Shots

Season 2 vs. UC Riverside (11-8-13)
 Career 3 vs. DePaul (2-23-11)
 3 at West Virginia (12-29-10)

Minutes Played

Season 20 vs. San Diego Christian (11-20-13)
 Career 31 at Notre Dame (1-8-11)



5 • DWAYNE POLEE II

FORWARD • 6-7 • 195 • JUNIOR - 1L
 LOS ANGELES, CALIF. (ST. JOHN'S)

BIG NOTES

- ▶ Has made 20 of his last 24 free-throws dating to last season.
- ▶ Has six steals in six games played this season. Last year, he has six steals in 26 games.
- ▶ Has three double-figure scoring games off the bench, which is tied with Matt Shrigley for the most of the reserves.

SEASON HIGHLIGHTS

- ▶ Recorded a career-high three steals, while adding six points, three rebounds and a team-high two blocked shots in 14 minutes off the bench vs. UC Riverside.
- ▶ Matched his career high with three steals and six made field goals, while finishing with a season-best 14 points and seven rebounds vs. San Diego Christian (11-20-13).
- ▶ Contributed 11 points and four rebounds in 17 minutes off the bench vs. No. 20/18 Creighton (11-29-13).
- ▶ Poured in 12 points, including six on three-pointers, in 18 minutes at San Diego (12-5-13).

2013-14 GAME-BY-GAME STATISTICS

Opponent	GS	FG	3FG	FT	O-D-R	PF	TP	A	TO	B	S	MP
UC Riverside	2-7	0-2	2-2	0-3-3	1	6	0	3	2	3	14	
Arizona	DNP-CD											
San Diego Christian	6-10	0-1	2-3	1-6-7	4	14	0	2	1	3	20	
vs. College of Charleston	2-4	1-1	0-0	0-0-0	0	5	0	3	0	0	8	
vs. Creighton	4-7	2-5	1-1	0-4-4	0	11	0	0	1	0	17	
vs. Marquette	1-6	0-3	0-0	0-1-1	2	2	0	0	0	0	12	
at San Diego	5-10	2-6	0-0	1-0-1	1	12	1	1	0	0	18	
Washington												
Southern Utah												
McNeese State												
St. Katherine												
at Colorado State*												
at Kansas												
Boise State*												
at Air Force*												
Fresno State*												
UNLV*												
at San José State*												
at Utah State*												
Colorado State*												
at Boise State*												
Nevada*												
at Wyoming*												
Air Force*												
Utah State*												
at New Mexico*												
San José State*												
at Fresno State*												
at UNLV*												
New Mexico*												
at MW Championship												

MISCELLANEOUS STATS/SAN DIEGO STATE RECORD

Category	2013-14 Season		Career Games
	Games	SDSU W/L	
Double-Figure Scoring	3	3-0	10
Double-Figure Rebounds	0	0-0	0
Double-Doubles	0	0-0	0
Led SDSU in Scoring	0	0-0	0
Led SDSU in Rebounding	0	0-0	0
Led SDSU in Assists	0	0-0	0
20+ Point Games	0	0-0	0
2+ Steal Games	2	2-0	5
Consecutive Games			
	Current	Long	
Double-Figure Scoring	1	2	
With At Least 1 Rebound	3	7	
15+ Minutes Played	1	7	
Consecutive Games Played	5	48	

▶ POLEE II CAREER STATISTICS

Year	G-GS	Min.-Avg.	FG-FGA	Pct.	3P-3PA	Pct.	FT-FTA	Pct.	OR	DR	Reb	Avg.	PF-D	AT	TO	BS	ST	Pts	Avg.
10-11*	33-27	49.1-14.9	62-136	.456	5-22	.227	17-27	.630	26	55	81	2.5	51-0	19	20	15	17	146	4.4
12-13	26-0	24.5-9.4	23-54	.426	6-18	.333	20-28	.714	13	36	49	1.9	23-0	4	16	4	6	72	2.8
13-14	6-0	89-14.8	20-44	.455	5-18	.278	5-6	.833	2	14	16	2.7	8-0	1	9	4	6	50	8.3
Totals	65-27	82.5-12.7	105-234	.449	16-58	.276	42-61	.689	41	105	146	2.2	82-0	24	45	23	29	268	4.1

* at ST. JOHN'S

SEASON/CAREER HIGHS

Points

Season 6 vs. San Diego Christian (11-20-13)
 Career 17 at Pepperdine (12-10-11)

Rebounds

Season 2 vs. Coll. of Charleston (11-28-13)
 Career 6 vs. Pacifica (12-17-11)
 6 at Santa Clara (12-3-11)

Assists

Season 5 vs. San Diego Christian (11-20-13)
 Career 7 vs. UC Irvine (2-5-11)

Field Goals

Season 2 vs. Coll. of Charleston (11-28-13)
 2 vs. San Diego Christian (11-20-13)
 Career 6 vs. UC Irvine (12-29-11)

Field Goals Attempted

Season 7 vs. San Diego Christian (11-20-13)
 Career 14 vs. UC Irvine (12-29-11)

Three-Point Field Goals

Season 1 vs. Coll. of Charleston (11-28-13)
 1 vs. San Diego Christian (11-20-13)
 Career 3 vs. UC Irvine (12-29-11)

Three-Point FG Attempted

Season 5 vs. San Diego Christian (11-20-13)
 Career 9 vs. UC Irvine (12-29-11)

Free Throws

Season 2 vs. UC Riverside (11-8-13)
 Career 7 at Cal Poly (1-21-12)
 7 vs. Long Beach State (1-7-12)
 7 at Pepperdine (12-10-11)

Free Throws Attempted

Season 2 vs. UC Riverside (11-8-13)
 Career 9 vs. Long Beach State (1-7-12)

Steals

Season 1 vs. San Diego Christian (11-20-13)
 1 vs. UC Riverside (11-8-13)
 Career 3 vs. Long Beach State (1-7-12)

Blocked Shots

Season
 Career 1 vs. Pacific (1-12-12)
 1 vs. UC Irvine (12-29-11)
 1 at Washington (12-22-11)
 1 vs. Pacifica (12-17-11)
 1 vs. CSU Bakersfield (11-30-11)
 1 vs. CS Fullerton (3-10-11)
 1 vs. UC Irvine (2-5-11)
 1 at UC Santa Barbara (1-29-11)

Minutes Played

Season 24 vs. San Diego Christian (11-20-13)
 Career 36 vs. UC Irvine (12-29-11)



10 • AQEEL QUINN

GUARD • 6-3 • 200 • JUNIOR - TR
 GARDENA, CALIF. (CS NORTHRIDGE)

SEASON HIGHLIGHTS

- ▶ Posted two points, one assist and one steal in 14 minutes in his first-ever game as an Aztec vs. UC Riverside (11-8-13).
- ▶ Led the team in minutes (24) and finished with six points and a team-high five assists vs. San Diego Christian (11-20-13).
- ▶ Set a season high with two rebounds, while adding five points and a team-high two assists vs. College of Charleston (11-28-13).

2013-14 GAME-BY-GAME STATISTICS

Opponent	GS	FG	3FG	FT	O-D-R	PF	TP	A	TO	B	S	MP
UC Riverside	0-4	0-2	2-2	0-0-0	1	2	1	0	0	0	1	14
Arizona	DNP-CD											
San Diego Christian	2-7	1-5	1-1	0-1-1	3	6	5	5	0	1	24	
vs. College of Charleston	2-3	1-2	0-0	0-2-2	1	5	2	1	0	0	11	
vs. Creighton	DNP-CD											
vs. Marquette	DNP-CD											
at San Diego	DNP-CD											
Washington												
Southern Utah												
McNeese State												
St. Katherine												
at Colorado State*												
at Kansas												
Boise State*												
at Air Force*												
Fresno State*												
UNLV*												
at San José State*												
at Utah State*												
Colorado State*												
at Boise State*												
Nevada*												
at Wyoming*												
Air Force*												
Utah State*												
at New Mexico*												
San José State*												
at Fresno State*												
at UNLV*												
New Mexico*												
at MW Championship												

► QUINN CAREER STATISTICS

* at CS NORTHRIDGE

Year	G-GS	Min.-Avg.	FG-FGA	Pct.	3P-3PA	Pct.	FT-FTA	Pct.	OR	DR	Reb	Avg.	PF-D	AT	TO	BS	ST	Pts	Avg.
10-11*	32-0	405-12.7	29-88	.330	16-37	.432	28-36	.778	7	38	45	1.4	46-1	51	38	3	16	102	3.2
11-12*	23-10	486-21.1	44-151	.291	20-77	.260	49-59	.831	12	37	49	2.1	39-0	39	41	5	15	157	6.8
13-14	3-0	49-16.3	4-14	.286	2-9	.222	3-3	1.000	0	3	3	1.0	5-0	8	6	0	2	13	4.3
Totals	58-10	940-16.2	77-253	.304	38-123	.309	80-98	.816	19	78	97	1.7	90-1	98	85	8	33	272	4.7

CAREER HIGHS

Points

Career 2 vs. UC Riverside (11-8-13)

Rebounds

Career 3 vs. UC Riverside (11-8-13)

Assists

Career 2 vs. Coll. of Charleston (11-28-13)
2 vs. Arizona (11-14-13)

Field Goals

Career

Field Goals Attempted

Career 2 vs. UC Riverside (11-8-13)

Three-Point Field Goals

Career

Three-Point FG Attempted

Career

Free Throws

Career 2 vs. UC Riverside (11-8-13)

Free Throws Attempted

Career 2 vs. UC Riverside (11-8-13)

Steals

Career

Blocked Shots

Career 1 vs. Coll. of Charleston (11-28-13)

Minutes Played

Career 17 vs. Coll. of Charleston (11-28-13)



11 • D'ERRYL WILLIAMS

GUARD • 6-3 • 200 • FRESHMAN - HS
SACRAMENTO, CALIF. (SHELDON HIGH)

SEASON HIGHLIGHTS

- ▶ Scored two points in 13 minutes in his SDSU debut vs. UC Riverside (11-8-13).
- ▶ Had a career-high two assists and came in off the bench to spark SDSU's late-game run vs. No. 6/5 Arizona (11-14-13).
- ▶ In a career-high 17 minutes, posted a career- and team-high two assists and blocked his first career shot vs. College of Charleston (11-28-13).

2013-14 GAME-BY-GAME STATISTICS

Opponent	GS	FG	3FG	FT	O-D-R	PF	TP	A	TO	B	S	MP
UC Riverside	0-2	0-0	2-2	1-2-3	1	2	0	1	0	0	13	
Arizona	0-0	0-0	0-0	0-1-1	3	0	2	0	0	0	9	
San Diego Christian	DNP-Injured											
vs. College of Charleston	0-1	0-0	0-0	0-1-1	0	0	2	0	1	0	17	
vs. Creighton	0-0	0-0	0-0	0-0-0	2	0	0	0	0	0	6	
vs. Marquette	0-1	0-0	0-0	0-1-1	1	0	0	0	0	0	2	
at San Diego	0-0	0-0	0-0	0-0-0	1	0	0	1	0	0	4	
Washington												
Southern Utah												
McNeese State												
St. Katherine												
at Colorado State*												
at Kansas												
Boise State*												
at Air Force*												
Fresno State*												
UNLV*												
at San José State*												
at Utah State*												
Colorado State*												
at Boise State*												
Nevada*												
at Wyoming*												
Air Force*												
Utah State*												
at New Mexico*												
San José State*												
at Fresno State*												
at UNLV*												
New Mexico*												
at MW Championship												

► WILLIAMS CAREER STATISTICS

Year	G-GS	Min.-Avg.	FG-FGA	Pct.	3P-3PA	Pct.	FT-FTA	Pct.	OR	DR	Reb	Avg.	PF-D	AT	TO	BS	ST	Pts	Avg.
13-14	6-0	51-8.5	0-4	.000	0-0	.000	2-2	1.000	1	5	6	1.0	8-0	4	2	1	0	2	0.3

SEASON/CAREER HIGHS

Points

Season 4 vs. UC Riverside (11-8-13)
 Career 6 vs. PLNU (12-18-12)
 6 vs. S.C. State (11-13-11)

Rebounds

Season 5 vs. UC Riverside (11-8-13)
 Career 5 vs. UC Riverside (11-8-13)

Assists

Season 1 vs. San Diego Christian (11-20-13)
 Career 1 vs. San Diego Christian (11-20-13)
 1 vs. PLNU (12-18-12)
 1 vs. Longwood (12-3-11)
 1 vs. S.C. State (11-13-11)

Field Goals

Season 1 vs. San Diego Christian (11-20-13)
 1 vs. UC Riverside (11-8-13)
 Career 2 vs. PLNU (12-18-12)

Field Goals Attempted

Season 3 vs. San Diego Christian (11-20-13)
 Career 3 vs. San Diego Christian (11-20-13)
 3 vs. PLNU (12-18-12)

Three-Point Field Goals

Season
 Career

Three-Point FG Attempted

Season
 Career

Free Throws

Season 2 vs. UC Riverside (11-8-13)
 Career 6 vs. S.C. State (11-13-11)

Free Throws Attempted

Season 2 vs. UC Riverside (11-8-13)
 Career 8 vs. S.C. State (11-13-11)

Steals

Season 2 vs. Arizona (11-14-13)
 Career 2 vs. Arizona (11-14-13)

Blocked Shots

Season 1 vs. San Diego Christian (11-20-13)
 Career 1 vs. San Diego Christian (11-20-13)
 vs. Wyoming (2-19-13)

Minutes Played

Season 20 vs. San Diego Christian (11-20-13)
 Career 20 vs. San Diego Christian (11-20-13)



12 • JAMES JOHNSON

FORWARD • 6-9 • 235 • JUNIOR - 1L
 SAN DIEGO, CALIF. (VIRGINIA)

SEASON HIGHLIGHTS

- ▶ Collected a career-high five rebounds vs. UC Riverside (11-8-13).
- ▶ Picked up a career-high two steals in only three minutes vs. No. 6/5 Arizona (11-14-13).
- ▶ Established career highs in assists (1), blocked shots (1) and minutes (20) vs. San Diego Christian (11-20-13).

2013-14 GAME-BY-GAME STATISTICS

Opponent	GS	FG	3FG	FT	O-D-R	PF	TP	A	TO	B	S	MP
UC Riverside	1-2	0-0	2-2	1-4-5	5	4	0	0	0	0	1	12
Arizona	0-0	0-0	0-0	0-0-0	1	0	0	0	0	0	2	3
San Diego Christian	1-3	0-0	0-0	0-4-4	5	2	1	0	1	0	1	20
vs. College of Charleston	0-0	0-0	0-0	0-1-1	3	0	0	0	0	0	0	6
vs. Creighton	DNP-CD											
vs. Marquette	0-0	0-0	0-0	0-0-0	2	0	0	0	0	0	0	9
at San Diego	DNP-Injured											
Washington												
Southern Utah												
McNeese State												
St. Katherine												
at Colorado State*												
at Kansas												
Boise State*												
at Air Force*												
Fresno State*												
UNLV*												
at San José State*												
at Utah State*												
Colorado State*												
at Boise State*												
Nevada*												
at Wyoming*												
Air Force*												
Utah State*												
at New Mexico*												
San José State*												
at Fresno State*												
at UNLV*												
New Mexico*												
at MW Championship												

MISCELLANEOUS STATS/SAN DIEGO STATE RECORD

Category	2013-14 Season		Career Games
	Games	SDSU W/L	
Double-Figure Scoring	0	0-0	0
20-Point Games	0	0-0	0
Led SDSU in Scoring	0	0-0	0
Led SDSU in Rebounding	0	0-0	0
Led SDSU in Assists	0	0-0	0
Multiple Blocks	0	0-0	0
Multiple Steals	1	0-1	1
One Turnover or Less	4	3-1	20
Consecutive Games	Current	Long	
Consecutive Games Played	0	6	
Without Fouling Out	2	19	
Scoring A Point	0	2	
Double-Figure Scoring	0	0	
With At Least 1 Block	0	1	

▶ JOHNSON CAREER STATISTICS

Year	G-GS	Min.-Avg.	FG-FGA	Pct.	3P-3PA	Pct.	FT-FTA	Pct.	OR	DR	Reb	Avg.	PF-D	AT	TO	BS	ST	Pts	Avg.
11-12*	6-0	37-6.2	0-3	.000	0-0	.000	9-16	.563	2	6	8	1.3	8-0	2	3	0	0	9	1.5
12-13	13-0	52-4.0	4-8	.500	0-0	.000	6-10	.600	1	1	2	0.2	7-0	1	6	1	0	14	1.1
13-14	5-0	50-10.0	2-5	.400	0-0	.000	2-2	1.000	1	9	10	2.5	16-2	1	0	1	3	6	1.2
Totals	24-0	139-5.8	6-16	.375	0-0	.000	17-28	.607	4	16	20	0.8	31-2	4	9	2	3	29	1.2

* at VIRGINIA

SEASON/CAREER HIGHS

Points

Season 16 vs. Creighton (11-29-13)
Career 18 vs. UNLV (1-16-13)

Rebounds

Season 10 vs. Creighton (11-29-13)
Career 10 vs. Creighton (11-29-13)

Assists

Season 5 vs. UC Riverside (11-8-13)
Career 7 vs. Fresno State (1-9-13)

Field Goals

Season 6 vs. Coll. of Charleston (11-28-13)
Career 6 vs. Coll. of Charleston (11-28-13)

Field Goals Attempted

Season 12 vs. Creighton (11-29-13)
Career 12 vs. Creighton (11-29-13)
12 at Wyoming (1-19-13)

Three-Point Field Goals

Season 1 vs. San Diego Christian (11-20-13)
1 vs. Arizona (11-14-13)
Career 3 vs. Nevada (2-23-13)

Three-Point FG Attempted

Season 3 vs. Creighton (11-29-13)
3 vs. Arizona (11-14-13)
Career 4 vs. Nevada (2-23-13)

Free Throws

Season 10 vs. Creighton (11-29-13)
Career 10 vs. Creighton (11-29-13)
10 vs. UNLV (1-16-13)

Free Throws Attempted

Season 12 vs. Creighton (11-29-13)
Career 12 vs. Creighton (11-29-13)
12 vs. UNLV (1-16-13)

Steals

Season 2 vs. Creighton (11-29-13)
Career 2 vs. Creighton (11-29-13)
2 vs. UNLV (1-16-13)

Blocked Shots

Season 2 vs. Marquette (12-1-13)
Career 3 vs. Boise State (3-13-13)

Minutes Played

Season 29 vs. Marquette (12-1-13)
29 vs. Creighton (11-29-13)
Career 34 at Fresno State (1-9-13)



13 • WINSTON SHEPARD

FORWARD • 6-8 • 205 • SOPHOMORE - 1L
HOUSTON, TEXAS (FINDLAY PREP)

BIG NOTES

- ▶ Double figures in scoring in five of seven games this season.
- ▶ Scored in double figures a career-high five straight games to open the season.
- ▶ The last four games, he has made 19-of-24 free-throw attempts.

SEASON HIGHLIGHTS

- ▶ Filled the stat sheet with 10 points, six rebounds and five assists in a starting role vs. UC Riverside (11-8-13).
- ▶ Set a then-season high with 12 points vs. No. 6/5 Arizona (11-14-13).
- ▶ Had 10 points and three assists in only 15 minutes vs. San Diego Christian (11-20-13).
- ▶ Led the team in scoring for the first-time ever with 15 points on a career-high six field goals vs. College of Charleston (11-28-13).
- ▶ Recorded his first career double-double with a season-high 16 points and career-high 10 rebounds vs. No. 20/18 Creighton (11-29-13). He also made a career-high 10 free throws.
- ▶ Blocked a season-high two shots, pulled down six boards and scored eight points vs. No. 25/rv Marquette (12-1-13).
- ▶ Shared game-high honors with four assists at San Diego (12-5-13).

2013-14 GAME-BY-GAME STATISTICS

Opponent	GS	FG	3FG	FT	O-D-R	PF	TP	A	TO	B	S	MP
UC Riverside	*	3-5	0-0	4-8	2-4-6	4	10	5	3	1	1	19
Arizona	*	4-10	1-3	3-4	1-1-2	1	12	0	2	0	1	26
San Diego Christian	*	4-6	1-1	1-3	1-2-3	0	10	3	4	0	0	15
vs. College of Charleston	*	6-12	0-1	3-4	1-1-2	1	15	0	2	0	1	25
vs. Creighton	*	3-12	0-3	10-12	4-6-10	1	16	2	3	1	2	29
vs. Marquette	*	3-9	0-0	2-3	2-4-6	2	8	1	3	2	1	29
at San Diego	*	1-6	0-0	4-5	0-3-3	2	6	4	4	0	1	24
Washington												
Southern Utah												
McNeese State												
St. Katherine												
at Colorado State*												
at Kansas												
Boise State*												
at Air Force*												
Fresno State*												
UNLV*												
at San José State*												
at Utah State*												
Colorado State*												
at Boise State*												
Nevada*												
at Wyoming*												
Air Force*												
Utah State*												
at New Mexico*												
San José State*												
at Fresno State*												
at UNLV*												
New Mexico*												
at MW Championship												

MISCELLANEOUS STATS/SAN DIEGO STATE RECORD

Category	2013-14 Season		Career	
	Games	SDSU W/L	Games	SDSU W/L
Double-Figure Scoring	5	4-1	11	8-3
20-Point Games	0	0-0	0	0-0
Led SDSU in Scoring	1	1-0	1	1-0
Led SDSU in Rebounding	1	1-0	2	2-0
Led SDSU in Assists	2	2-0	6	4-2
Multiple Assists	4	4-0	20	15-5
Multiple 3FGM	0	0-0	1	1-0
One Turnover or Less	0	0-0	15	10-5
Consecutive Games	Current	Long		
Consecutive Games Played	37	37		
Without Fouling Out	38	38		
Scoring A Point	38	38		
Double-Figure Scoring	0	5		
With At Least 1 3FGM	0	2		

► SHEPARD CAREER STATISTICS

Year	G-GS	Min.-Avg.	FG-FGA	Pct.	3P-3PA	Pct.	FT-FTA	Pct.	OR	DR	Reb	Avg.	PF-D	AT	TO	BS	ST	Pts	Avg.
12-13	31-2	629-20.3	57-145	.393	7-28	.250	57-99	.576	30	80	110	3.5	39-0	61	63	12	13	178	5.7
13-14	7-7	167-23.9	24-60	.400	2-8	.250	27-39	.692	11	21	32	4.6	11-0	15	21	4	7	77	11.0
Totals	38-9	796-20.9	81-205	.395	9-36	.250	84-138	.609	41	101	142	3.7	50-0	76	84	16	20	255	6.7

SEASON/CAREER HIGHS

Points

Season 19 vs. Arizona (11-14-13)
 Career 19 vs. Arizona (11-14-13)

Rebounds

Season 7 vs. Creighton (11-29-13)
 Career 11 at UNLV (2-16-13)
 11 at New Mexico (2-19-11)
 11 vs. BYU (1-11-11)

Assists

Season 3 vs. Marquette (12-1-13)
 3 vs. Creighton (11-29-13)
 Career 7 vs. Nevada (2-23-13)

Field Goals

Season 7 vs. San Diego Christian (11-20-13)
 Career 7 vs. San Diego Christian (11-20-13)
 7 at UNLV (2-16-13)
 7 vs. New Mexico (1-19-11)

Field Goals Attempted

Season 12 vs. Arizona (11-14-13)
 Career 17 at UNLV (2-16-13)

Three-Point Field Goals

Season 2 vs. San Diego Christian (11-20-13)
 Career 2 vs. San Diego Christian (11-20-13)

Three-Point Field Goals Attempted

Season 3 vs. Arizona (11-14-13)
 Career 3 vs. Arizona (11-14-13)

Free Throws

Season 7 vs. Arizona (11-14-13)
 Career 7 vs. Arizona (11-14-13)

Free Throws Attempted

Season 11 vs. Arizona (11-14-13)
 Career 11 vs. Arizona (11-14-13)

Steals

Season 1 vs. Creighton (11-29-13)
 1 vs. Coll. of Charleston (11-28-13)
 1 vs. Arizona (11-14-13)
 Career 4 vs. San Diego (12-15-12)

Blocked Shots

Season 2 at San Diego (12-5-13)
 Career 3 vs. UNLV (3-5-11)

Minutes Played

Season 36 vs. Arizona (11-14-13)
 Career 38 vs. Colorado State (1-12-13)
 38 at Colorado State (3-3-11)
 38 vs. TCU (2-22-11)
 38 at New Mexico (2-19-11)



20 • JJ O'BRIEN

FORWARD • 6-7 • 220 • JUNIOR - 1L
 RANCHO CUCAMONGA, CALIF. (UTAH)

BIG NOTES

- ▶ Scored in double figures in four of his last six games.
- ▶ Started the last 60 non-Senior Night games.
- ▶ Recorded multiple rebounds in 54 of his last 58 games dating to last year.
- ▶ Is 122 for his last 227 from the field dating to 2012-13.

SEASON HIGHLIGHTS

- ▶ Recorded nine points and five rebounds in a team-high 24 minutes vs. UC Riverside (11-8-13).
- ▶ Scored a career- and team-high 19 points (career-high 7 free throws), and grabbed a team-high six rebounds vs. No. 6/5 Arizona (11-14-13).
- ▶ Led the team with 16 points (career-high 7 field goals) vs. San Diego Christian (11-20-13).
- ▶ Made 5-of-6 field-goal attempts en route to 10 points and five rebounds vs. College of Charleston (11-28-13).
- ▶ Scored 15 points, made a season-high seven free throws, grabbed a season-best seven rebounds and dished a season-high three assists vs. No. 20/18 Creighton (11-29-13).
- ▶ Dished a season-high three assists vs. No. 25/rv Marquette (12-1-13).
- ▶ Blocked a season-high two shots at San Diego (12-5-13).

2013-14 GAME-BY-GAME STATISTICS

Opponent	GS	FG	3FG	FT	O-D-R	PF	TP	A	TO	B	S	MP
UC Riverside	*	3-4	0-0	3-4	2-3-5	4	9	1	3	0	0	24
Arizona	*	6-12	0-3	7-11	2-4-6	2	19	1	2	1	1	36
San Diego Christian	*	7-9	2-2	0-0	2-4-6	3	16	2	0	0	0	21
vs. College of Charleston	*	5-6	0-0	0-2	1-4-5	1	10	0	1	0	1	26
vs. Creighton	*	4-9	0-0	7-8	1-6-7	5	15	3	2	1	1	35
vs. Marquette	*	2-3	0-0	1-2	2-4-6	4	5	3	1	0	0	28
at San Diego	*	0-10	0-0	1-2	1-3-4	2	1	0	2	2	0	27
Washington												
Southern Utah												
McNeese State												
St. Katherine												
at Colorado State*												
at Kansas												
Boise State*												
at Air Force*												
Fresno State*												
UNLV*												
at San José State*												
at Utah State*												
Colorado State*												
at Boise State*												
Nevada*												
at Wyoming*												
Air Force*												
Utah State*												
at New Mexico*												
San José State*												
at Fresno State*												
at UNLV*												
at UNLV*												
New Mexico*												
at MW Championship												

MISCELLANEOUS STATS/SAN DIEGO STATE RECORD

Category	2013-14 Season		Career Games
	Games	SDSU W/L	
Double-Figure Scoring	4	3-1	23
20-Point Games	0	0-0	0
Double-Doubles	0	0-0	4
Led SDSU in Scoring	2	1-1	4
Led SDSU in Rebounding	1	0-1	6
Led SDSU in Assists	2	2-0	8
Multiple Assists	3	3-0	25
Multiple Steals	0	0-0	9
Consecutive Games	Current	Long	
Without Fouling Out	2	24	
Consecutive Games Started	12	48	
Scoring A Point	9	25	
Double-Figure Scoring	0	6	
With An Assist	0	11	

▶ O'BRIEN CAREER STATISTICS

Year	G-GS	Min.-Avg.	FG-FGA	Pct.	3P-3PA	Pct.	FT-FTA	Pct.	OR	DR	Reb	Avg.	PF-D	AT	TO	BS	ST	Pts	Avg.
10-11*	22-21	610-27.7	54-131	.412	2-18	.111	30-51	.588	46	74	120	5.5	50-3	27	39	4	10	140	6.4
12-13	34-33	919-27.0	111-211	.526	1-5	.200	23-51	.451	82	70	152	4.5	62-2	51	48	14	31	246	7.2
13-14	7-7	197-28.1	27-53	.509	2-5	.400	19-29	.655	11	28	39	5.6	21-1	10	11	4	3	75	10.7
Totals	63-61	1726-27.4	192-395	.486	5-28	.179	72-131	.550	139	172	311	4.9	133-6	88	98	22	44	461	7.3

* at UTAH

SEASON/CAREER HIGHS

Points

Season 15 vs. San Diego Christian (11-20-13)
 Career 27 at Georgia Tech (11-9-12)

Rebounds

Season 15 at San Diego (12-5-13)
 Career 17 at Bradley (3-23-13)

Assists

Season 3 vs. UC Riverside (11-8-13)
 Career 8 vs. Tulsa (1-19-13)

Field Goals

Season 6 vs. San Diego Christian (11-20-13)
 Career 12 at Georgia Tech (11-9-12)

Field Goals Attempted

Season 9 vs. Creighton (11-29-13)
 9 vs. UC Riverside (11-8-13)
 Career 20 vs. Marshall (2-6-13)

Three-Point Field Goals

Season
 Career 3 at Houston (2-29-12)

Three-Point FG Attempted

Season
 Career 5 vs. Southern (11-30-11)

Free Throws

Season 5 vs. Coll. of Charleston (11-28-13)
 Career 13 vs. Pepperdine (12-20-12)

Free Throws Attempted

Season 9 at San Diego (12-5-13)
 9 vs. San Diego Christian (11-20-13)
 Career 16 at Rice (2-23-13)

Steals

Season 2 at San Diego (12-5-13)
 2 vs. San Diego Christian (11-20-13)
 Career 3 vs. UAB (2-27-13)
 3 vs. UCF (1-30-13)
 3 vs. Rice (1-14-12)
 3 at UCF (1-4-12)

Blocked Shots

Season 1 at San Diego (12-5-13)
 1 vs. Creighton (11-29-13)
 1 vs. San Diego Christian (11-20-13)
 1 vs. UC Riverside (11-8-13)
 Career 6 vs. UCF (1-30-13)

Minutes Played

Season 35 at San Diego (12-5-13)
 Career 42 at UTEP (2-11-12)



22 • JOSH DAVIS

FORWARD • 6-8 • 215 • SENIOR - TR
 RALEIGH, N.C. (TULANE)

BIG NOTES

- ▶ Started 73 straight games.
- ▶ Recorded 19 double-doubles last year at Tulane and has two this season (33 career).
- ▶ Has three double-figure rebounding games this season (42 career).
- ▶ Has three double-figure scoring efforts this season (55 career).

SEASON HIGHLIGHTS

- ▶ Started his first game as an Aztec and posted 11 points, eight rebounds and three assists in 22 foul-plagued minutes vs. UC Riverside (11-8-13).
- ▶ Went off for a season-high 15 points and 13 rebounds in only 23 minutes vs. San Diego Christian (11-20-13).
- ▶ Grabbed a game-high seven rebounds and made a season-high five free-throws en route to seven points vs. College of Charleston (11-28-13).
- ▶ Pulled down eight rebounds vs. No. 20/18 Creighton (11-29-13).
- ▶ Led all players with 11 boards vs. No. 25/rv Marquette (12-1-13).
- ▶ Grabbed a season-high 15 rebounds, which equaled the Toreros' starting five total, and added 10 points at San Diego (12-5-13).

2013-14 GAME-BY-GAME STATISTICS

Opponent	GS	FG	3FG	FT	O-D-R	PF	TP	A	TO	B	S	MP
UC Riverside	*	5-9	0-0	1-3	1-7-8	2	11	3	2	1	1	22
Arizona	*	1-7	0-0	0-0	2-2-4	2	2	1	2	0	0	33
San Diego Christian	*	6-7	0-0	3-9	3-10-13	2	15	2	2	1	2	23
vs. College of Charleston	*	1-2	0-0	5-6	2-5-7	0	7	1	0	0	0	24
vs. Creighton	*	3-9	0-0	0-0	4-4-8	3	6	0	0	1	0	30
vs. Marquette	*	2-7	0-0	2-5	4-7-11	1	6	0	5	0	0	33
at San Diego	*	3-8	0-0	4-9	5-10-15	1	10	0	0	1	2	35
Washington												
Southern Utah												
McNeese State												
St. Katherine												
at Colorado State*												
at Kansas												
Boise State*												
at Air Force*												
Fresno State*												
UNLV*												
at San José State*												
at Utah State*												
Colorado State*												
at Boise State*												
Nevada*												
at Wyoming*												
Air Force*												
Utah State*												
at New Mexico*												
San José State*												
at Fresno State*												
at UNLV*												
New Mexico*												
at MW Championship												

MISCELLANEOUS STATS/SAN DIEGO STATE RECORD

Category	2013-14 Season		Career Games
	Games	SDSU W/L	
Double-Figure Scoring	3	3-0	55
Double-Figure Rebounds	3	3-0	42
Double-Doubles	2	2-0	33
20-Point Games	0	0-0	14
Led SDSU in Scoring	0	0-0	
Led SDSU in Rebounding	5	5-0	
Led SDSU in Assists	0	0-0	
Multiple 3FGM	0	0-0	
Multiple Assists	2	2-0	
Multiple Steals	2	2-0	
Consecutive Games	Current	Long	
Games Started	73	73	
Double-Figure Scoring	1	16	
Double-Doubles	1	6	

▶ DAVIS CAREER STATISTICS

* at NORTH CAROLINA STATE, ^ at TULANE

Year	G-GS	Min.-Avg.	FG-FGA	Pct.	3P-3PA	Pct.	FT-FTA	Pct.	OR	DR	Reb	Avg.	PF-D	AT	TO	BS	ST	Pts	Avg.
09-10*	31-2	321-10.4	32-69	.464	0-1	.000	16-34	.471	32	20	52	1.7	25-0	14	18	5	5	80	2.6
11-12^	31-31	1064-34.3	131-312	.420	10-27	.370	75-138	.543	99	189	288	9.3	64-1	72	72	37	32	347	11.2
12-13^	35-35	1250-35.7	207-421	.492	1-2	.500	202-282	.716	143	231	374	10.7	87-1	61	92	30	28	617	17.6
13-14	7-7	200-28.6	21-49	.429	0-0	.000	15-32	.469	21	45	66	9.4	11-0	7	11	4	5	57	8.1
Totals	104-75	2835-27.3	391-851	.459	11-30	.367	308-486	.634	295	485	780	7.5	187-2	154	193	76	70	1101	10.6

SEASON/CAREER HIGHS

Points

Season 2 vs. UC Riverside (11-8-13)
 Career 3 vs. SD Christian (1-5-12)

Rebounds

Season
 Career 1 vs. SD Christian (1-5-12)

Assists

Season
 Career

Field Goals

Season 1 vs. UC Riverside (11-8-13)
 Career 1 vs. UC Riverside (11-8-13)
 1 vs. Fresno State (2-9-13)
 1 vs. SD Christian (1-5-12)

Field Goals Attempted

Season 1 vs. San Diego Christian (11-20-13)
 1 vs. UC Riverside (11-8-13)
 Career 2 vs. Fresno State (2-9-13)

Three-Point Field Goals

Season
 Career

Three-Point FG Attempted

Season
 Career

Free Throws

Season
 Career 1 vs. SD Christian (1-5-12)

Free Throws Attempted

Season
 Career 2 vs. SD Christian (1-5-12)

Steals

Season
 Career 1 vs. Ark.-Pine Bluff (11-21-12)
 1 vs. SD Christian (11-13-12)

Blocked Shots

Season
 Career

Minutes Played

Season 4 vs. San Diego Christian (11-20-13)
 Career 4 vs. San Diego Christian (11-20-13)
 4 vs. San Diego Christian (1-5-12)



24 • RYAN STATEN

GUARD • 6-2 • 190 • JUNIOR - SQ
 SAN PABLO, CALIF. (PIEDMONT HIGH)

SEASON HIGHLIGHTS

- Matched his career high with one field goal en route to two points vs. UC Riverside (11-8-13).
- Equaled his career high by playing four minutes vs. San Diego Christian (11-20-13).

2013-14 GAME-BY-GAME STATISTICS

Opponent	GS	FG	3FG	FT	O-D-R	PF	TP	A	TO	B	S	MP
UC Riverside	1-1	0-0	0-0	0-0-0	0	2	0	0	0	0	0	3
Arizona	DNP-CD											
San Diego Christian	0-1	0-0	0-0	0-0-0	0	0	0	0	0	0	0	4
vs. College of Charleston	Did Not Travel											
vs. Creighton	Did Not Travel											
vs. Marquette	Did Not Travel											
at San Diego	Did Not Dress											
Washington												
Southern Utah												
McNeese State												
St. Katherine												
at Colorado State*												
at Kansas												
Boise State*												
at Air Force*												
Fresno State*												
UNLV*												
at San José State*												
at Utah State*												
Colorado State*												
at Boise State*												
Nevada*												
at Wyoming*												
Air Force*												
Utah State*												
at New Mexico*												
San José State*												
at Fresno State*												
at UNLV*												
New Mexico*												
at MW Championship												

► STATEN CAREER STATISTICS

Year	G-GS	Min.-Avg.	FG-FGA	Pct.	3P-3PA	Pct.	FT-FTA	Pct.	OR	DR	Reb	Avg.	PF-D	AT	TO	BS	ST	Pts	Avg.
11-12	2-0	5-2.5	1-1	1.000	0-0	.000	1-2	.500	0	1	1	0.5	0-0	0	1	0	0	3	1.5
12-13	5-0	8-1.6	1-5	.200	0-0	.000	0-0	.000	0	1	1	0.2	0-0	0	0	0	2	2	0.4
13-14	2-0	7-3.5	1-2	.500	0-0	.000	0-0	.000	0	0	0	0.0	0-0	0	0	0	0	2	1.0
Totals	9-0	20-2.2	3-8	.375	0-0	.000	1-2	.500	0	2	2	0.2	0-0	0	1	0	2	7	0.8

CAREER HIGHS

Points

Career 14 vs. San Diego Christian (11-20-13)

Rebounds

Career 4 vs. San Diego Christian (11-20-13)

Assists

Career 2 vs. San Diego Christian (11-20-13)

Field Goals

Career 5 vs. San Diego Christian (11-20-13)

Field Goals Attempted

Career 10 vs. San Diego Christian (11-20-13)

Three-Point Field Goals

Career 4 vs. Coll. of Charleston (11-28-13)

Three-Point FG Attempted

Career 7 vs. Coll. of Charleston (11-28-13)

Free Throws

Career 2 vs. Arizona (11-14-13)

Free Throws Attempted

Career 3 vs. Arizona (11-14-13)

Steals

Career 2 vs. Creighton (11-29-13)

Blocked Shots

Career 1 vs. San Diego Christian (11-20-13)

Minutes Played

Career 21 vs. Creighton (11-29-13)



40 • MATT SHRIGLEY

FORWARD • 6-6 • 195 • FRESHMAN - RS
SAN DIEGO, CALIF. (LA COSTA CANYON HIGH)

BIG NOTES

- ▶ Has made 11 of his last 22 three-point field-goal attempts.
- ▶ Scored in double figures in three of his last five games.

SEASON HIGHLIGHTS

- ▶ Scored seven points in 19 minutes off the bench in his first Division I game vs. UC Riverside (11-8-13).
- ▶ Registered five points against No. 6/5 Arizona (11-14-13).
- ▶ Set career highs in points (14), rebounds (4), assists (2), blocked shots (1) and steals (1) vs. San Diego Christian (11-20-13).
- ▶ Made 4-of-7 three-point field-goal attempts to finish with 12 points vs. College of Charleston (11-28-13).
- ▶ Connected on 4-of-5 shots, including 2-of-3 from beyond the arc, and had a career-high two steals vs. No. 20/18 Creighton (11-29-13).

2013-14 GAME-BY-GAME STATISTICS

Opponent	GS	FG	3FG	FT	O-D-R	PF	TP	A	TO	B	S	MP
UC Riverside	2-4	2-3	1-2	0-1-1	3	7	1	0	0	0	0	19
Arizona	1-3	1-1	2-3	0-1-1	1	5	0	0	0	0	0	16
San Diego Christian	5-10	3-6	1-2	0-4-4	1	14	2	0	1	1	1	19
vs. College of Charleston	4-8	4-7	0-0	0-0-0	1	12	1	1	0	0	0	19
vs. Creighton	4-5	2-3	0-0	0-0-0	3	10	0	1	0	2	2	21
vs. Marquette	2-5	1-3	0-0	0-1-1	2	5	0	2	0	1	1	13
at San Diego	1-3	1-3	0-0	0-1-1	0	3	1	0	0	0	0	19
Washington												
Southern Utah												
McNeese State												
St. Katherine												
at Colorado State*												
at Kansas												
Boise State*												
at Air Force*												
Fresno State*												
UNLV*												
at San José State*												
at Utah State*												
Colorado State*												
at Boise State*												
Nevada*												
at Wyoming*												
Air Force*												
Utah State*												
at New Mexico*												
San José State*												
at Fresno State*												
at UNLV*												
New Mexico*												
at MW Championship												

► SHRIGLEY CAREER STATISTICS

Year	G-GS	Min.-Avg.	FG-FGA	Pct.	3P-3PA	Pct.	FT-FTA	Pct.	OR	DR	Reb	Avg.	PF-D	AT	TO	BS	ST	Pts	Avg.
13-14	7-0	126-18.0	19-38	.500	14-26	.538	4-7	.571	0	8	8	1.1	11-0	5	4	1	4	56	8.0



Game 1

San Diego State 77
UC Riverside 41

Nov. 8, 2013 ♦ San Diego, Calif.
Viejas Arena ♦ Att.: 12,414

SAN DIEGO - San Diego State used a stifling defense and a balanced offensive attack to defeat UC Riverside, 77-41, at a sold-out Viejas Arena.

The Aztecs held the Highlanders to 30.8-percent shooting and just 11.1 percent from beyond the three-point arc. In addition, SDSU forced UC Riverside into 21 turnovers, which ultimately led to 18 Aztec points.

Offensively, San Diego State used all 12 players in uniform with all finding their way into the scoring column led by Xavier Thames' game-high 15.

The senior guard jumpstarted the Aztecs with a three in the opening moments of the game and by scoring seven of SDSU's first nine points as the home side jumped to a 9-2 lead.

The Highlanders answered by scoring five of the game's next seven points in the to cut its deficit to four. The Aztecs, however, went on a 10-0 run to open a 14-point lead and shortly thereafter led by 22 points with 2:38 left before entering the locker room up, 38-13.

After scoring the last five points of the first half, San Diego State used an 8-0 burst to open the second to increase its lead to 46-13. The run was temporarily stopped when Chris Patton knocked down a jumper, but the Aztecs utilized their size and length to keep the Highlanders at a comfortable distance the rest of the way.

SDSU found itself ahead by its largest margin, 43 points, with 4:32 left in regulation before settling for the 36-point victory.

Joining Thames in double figures was newcomer Josh Davis, who posted 11 points and a game-high eight rebounds, and Winston Shepard, who turned in 10 points, six rebounds and a game-high five assists.

Taylor Johns led UCR with 14 points and nine rebounds.

UCR	MP	FG	3FG	FT	R	F	A	TO	B	S	TP
Johns	*32	5-11	0-0	4-10	9	3	0	4	4	0	14
Gruber	*12	0-2	0-0	0-0	1	1	0	0	1	1	0
Thornton	*26	1-5	0-2	0-1	2	4	0	1	0	0	2
Patton	*21	1-8	0-0	0-0	2	2	1	2	1	0	2
Gruninger	*19	1-4	0-0	0-0	0	4	1	2	0	1	2
Finley	21	3-9	0-1	2-7	4	0	0	3	0	1	8
Jones	13	1-2	0-1	0-0	1	5	1	2	0	0	2
Owens	6	0-0	0-0	0-0	1	0	0	1	0	0	0
Harrriel	20	1-6	1-3	0-3	3	1	0	3	0	1	3
Devenny	18	1-1	0-0	0-0	4	5	1	2	0	0	2
Quick	12	2-4	0-2	2-2	2	2	0	0	0	2	6
Team					3			1			
Totals	200	16-52	1-9	8-23	32	27	4	21	6	6	41

SDSU	MP	FG	3FG	FT	R	F	A	TO	B	S	TP
O'Brien	*24	3-4	0-0	3-4	5	4	1	3	0	0	9
Davis	*22	5-9	0-0	1-3	8	2	3	2	1	1	11
Spencer	*19	1-5	0-0	0-0	3	0	1	0	2	1	2
Thames	*21	5-12	2-6	3-4	1	0	1	0	0	4	15
Shepard	*19	3-5	0-0	4-8	6	4	5	3	1	1	10
Allen	20	0-0	0-0	7-8	3	1	1	2	0	1	7
Polee II	14	2-7	0-2	2-2	3	1	0	3	2	3	6
Quinn	14	0-4	0-2	2-2	0	1	1	0	0	1	2
Williams	13	0-2	0-0	2-2	3	1	0	1	0	0	2
Johnson	12	1-2	0-0	2-2	5	5	0	0	1	4	4
Staten	3	1-1	0-0	0-0	0	0	0	0	0	0	2
Shrigley	19	2-4	2-3	1-2	1	3	1	0	0	0	7
Team					8						
Totals	200	23-55	4-13	27-37	46	22	14	14	6	13	77

Halftime: San Diego State 38, UC Riverside 13. **FG%:** San Diego State 41.8, UC Riverside 30.8. **3FG%:** San Diego State 30.8, UC Riverside 11.1. **FT%:** San Diego State 73.0, UC Riverside 34.8. **Officials:** Chris Rastatter, Justin Van Duyn, Quinton Reece. **Technical:** None.



Game 2

No. 6/5 Arizona 69
San Diego State 60

Nov. 14, 2013 ♦ San Diego, Calif.
Viejas Arena ♦ Att.: 12,414

SAN DIEGO - San Diego State welcomed the highest-ranked opponent in 11 seasons to Viejas Arena, but was unable to pull the upset as No. 6/5 Arizona escaped with a 69-60 victory.

The Aztecs, who trailed by as many as 14 points in the first half and found themselves down by 11 at halftime, went on a furious rally late in the game and cut their deficit to four points with 1:22 left in the game.

With Arizona ahead 62-58, Nick Johnson attempted a three-pointer that hit nothing. San Diego State, however, could not come up with the rebound and was the last to touch the ball, awarding possession to the visitors. Following a timeout, the Wildcats drew a baseline out-of-bounds plays that resulted a lob dunk by Aaron Gordon on which he was fouled.

Gordon ended up missing the free-throw, but SDSU's Josh Davis was successful on the other end and the Aztecs fouled T.J. McConnell. The Arizona point guard made one of two free-throws to put it up 65-58 with 54 seconds left in the game.

The Aztecs had three looks at the rim before finally being fouled, which sent JJ O'Brien to the line where he made both free throws. But in the final 38 seconds, Johnson converted all four free-throw attempts to seal the nine-point win for Arizona.

SDSU found itself in position to score the upset when D'Erryl Williams was inserted into the game in the second half and began defending Arizona's primary ballhandler. The freshman disrupted the Wildcats' offensive flow and San Diego State began to roll offensively.

Winston Shepard jumpstarted the Aztecs with a pair of free throws en route to an SDSU 7-0 run to get with seven points with 6:17 to play. San Diego State ended up going on a 16-4 run to get within the aforementioned four points with 82 seconds to play before the game unfolded in Arizona's favor.

O'Brien and Shepard carried SDSU in the first half with eight points apiece before finishing with 19 and 12 points, respectively. O'Brien's 19 points marked a career high and were tied with Xavier Thames' 19 for the team high.

UA	MP	FG	3FG	FT	R	F	A	TO	B	S	TP
Gordon	*31	7-12	2-2	0-2	8	4	2	1	2	3	16
Ashley	*25	2-4	0-2	2-2	6	4	0	1	0	1	6
Tarczewski	*35	3-7	0-0	0-0	6	4	3	4	2	0	6
McConnell	*33	2-7	0-1	3-4	4	2	6	2	0	0	7
Johnson	*31	8-15	1-6	6-8	4	4	1	2	2	0	23
York	22	1-5	0-2	2-2	3	1	0	1	0	0	4
Mayes	5	0-1	0-0	0-0	0	0	0	0	0	1	0
Hollis-Jefferson	18	2-5	0-0	3-4	5	5	1	0	0	0	7
Team					3						
Totals	200	25-56	3-13	16-22	39	24	13	11	6	5	69

SDSU	MP	FG	3FG	FT	R	F	A	TO	B	S	TP
Spencer	*21	0-0	0-0	0-0	2	2	0	0	1	0	0
O'Brien	*36	6-12	0-3	7-11	6	2	1	2	1	1	19
Davis	*33	1-7	0-0	0-0	4	2	1	2	0	0	2
Thames	*36	5-16	2-4	7-9	5	1	2	3	0	2	19
Shepard	*26	4-10	1-3	3-4	2	1	0	2	0	1	12
Allen	20	1-2	0-0	1-2	2	4	0	1	0	0	3
Williams	9	0-0	0-0	0-0	1	3	2	0	0	0	0
Johnson	3	0-0	0-0	0-0	0	1	0	0	0	2	0
Shrigley	16	1-3	1-1	2-3	1	1	0	0	0	0	5
Team					5						
Totals	200	18-50	4-12	29-29	28	17	6	9	3	6	60

Halftime: Arizona 39, San Diego State 28. **FG%:** Arizona 44.6, San Diego State 36.0. **3FG%:** San Diego State 36.4, Arizona 23.1. **FT%:** Arizona 72.7, San Diego State 69.0. **Officials:** Dick Cartmell, Tony Padilla, Eric Curry. **Technical:** None.



Game 3

San Diego State 93
San Deigo Christian 41

Nov. 20, 2013 ♦ San Diego, Calif.
Viejas Arena ♦ Att.: 12,414

SAN DIEGO - San Diego State's defense put on an impressive display, as the Aztecs topped San Diego Christian, 93-41, for their largest margin of victory in the Steve Fisher era (52 points) and second-largest victory in Viejas Arena history.

It was also SDSU's most points scored in a game since March 2012, while San Diego Christian's 18 second-half points were the fewest allowed by the Aztecs in a half since Jan. 26, 2013, against New Mexico. In addition, SDC shot just 22.2 percent from the field, which marked the lowest field-goal percentage allowed by the Aztecs in the Fisher era.

San Diego State started strong from the opening tip, as the Aztecs made their first five field-goal attempts during a 21-0 run to begin the game. A slam dunk by junior forward Dwayne Polee II extended the advantage to 25-2 with 11:58 remaining in the first half, and Winston Shepard's three-pointer pushed SDSU's lead to 41-17 with just under five minutes left before halftime.

Senior forward Josh Davis capped off the sharp first-half performance with a jumper to help the Aztecs take a 49-23 lead into intermission. Davis was one point shy of a double-double in the first half alone, recording nine points and 10 rebounds in the game's first 20 minutes.

SDSU began the second half on a 12-1 run, finished by junior forward JJ O'Brien's tip-in to extend the advantage to 61-24. A three-pointer by freshman forward Matt Shrigley put the Aztecs ahead by 41, 67-26, with 12:50 remaining, before an electrifying dunk by Polee II made it 75-31.

Freshman guard Dakarai Allen's dunk put the Aztecs in front by a game-high 58 points, 93-35, as San Diego State cruised to its 35th-consecutive victory against teams from California, and 42nd-straight regular-season win against unranked, non-conference opponents.

O'Brien led all scorers with 16 points to go with six rebounds, while Davis posted his first double-double as an Aztec with 15 points and 13 rebounds. Shrigley established a career-high in scoring with 14 points, including a career-best three three-pointers, while Polee II's 14 points and seven rebounds were both season highs.

SDC	MP	FG	3FG	FT	R	F	A	TO	B	S	TP
Richardson	*17	1-5	0-2	2-4	2	3	0	1	0	0	4
Simmons	*9	0-2	0-0	0-0	1	3	0	0	0	1	0
Brandon	*31	3-14	1-5	7-10	4	1	1	4	0	4	14
Dickerson	*15	1-6	0-3	0-0	0	4	0	4	0	0	2
Saharan	*28	1-11	0-7	0-0	2	0	4	1	1	1	2
Camacho	14	0-1	0-0	1-2	2	2	0	0	1	1	1
Cross	19	1-4	0-1	0-0	8	2	2	2	0	0	2
Hawk	7	0-2	0-2	0-0	0	0	1	2	0	0	0
McBride	8	1-2	1-1	1-2	1	1	0	0	0	0	4
Lambert	20	2-3	0-0	0-2	1	2	1	1	0	0	4
English	32	2-4	2-3	2-4	6	1	2	3	0	2	8
Team					7			2			
Totals	200	12-54	4-24	13-24	34	19	7	23	2	9	41

SDSU	MP	FG	3FG	FT	R	F	A	TO	B	S	TP
Spencer	*17	1-2	0-0	1-4	3	1	1	0	4	2	3
O'Brien	*21	7-9	0-2	0-0	6	3	2	0	0	0	16
Davis	*23	6-7	0-0	3-9	13	2	2	2	1	2	15
Thames	*15	2-4	1-2	0-0	1	1	1	0	0	0	5
Shepard	*15	4-6	1-1	1-3	3	0	3	4	0	0	10
Allen	22	3-6	0-0	2-3	2	3	1	1	1	3	8
Polee II	20	6-10	0-1	2-3	7	4	0	2	1	3	14
Quinn	24	2-7	1-5	1-1	1	3	5	5	0	1	6
Johnson	20	1-3	0-0	0-0	4	5	1	0	1	0	2
Staten	4	0-1	0-0	0-0	0	0	0	0	0	0	0
Shrigley	19	5-10	3-6	1-2	4	1	2	0	1	1	14
Team					7						
Totals	200	37-65	8-17	11-25	51	23	18	14	9	12	93

Halftime: San Diego State 49, San Diego Christian 23. **FG%:** San Diego State 52.8, San Diego Christian 22.6. **3FG%:** San Diego State 45.5, San Diego Christian 18.8. **FT%:** San Diego Christian 54.5, San Diego State 42.9. **Officials:** Bob Staffen, Michael Irving, Martin Cota. **Technical:** None.



Game 4

**San Diego State 72
College of Charleston 52**
Nov. 28, 2013 ♦ Fullerton, Calif.
Titan Gym ♦ Att.: 1,865

FULLERTON, Calif. - Sophomore Winston Shepard scored 15 points and freshman Matt Shrigley added 12 to lead San Diego State to a win over the College of Charleston, 72-52, in the first round of the Wooden Legacy, at Cal State Fullerton.

Senior Xavier Thames scored 11 points for San Diego State and junior J.J. O'Brien added 10. Shrigley scored a game-high four 3-pointers and the Aztecs shot 57.4 percent from the field.

The Aztecs (3-1) could do no wrong in the game's opening minutes, and the Cougars (2-4) had trouble doing anything right.

San Diego State scored 17 of the game's first 18 points, forcing the pace with their speed and shooting well from long range. Their 17-1 run ended with 13:22 left in the first half, when David Wishon scored Charleston's first three-pointer.

The Aztecs kept the pressure on and took their biggest lead of the half (29-7) on a 3-pointer Shrigley.

Theo Johnson hit a 3-pointer from the right corner with seven minutes left, cutting the Aztecs' lead to 29-16, but that was the closest that the Cougars got and San Diego State led 37-21 at halftime.

The Cougars Tried but couldn't consistently hit 3-pointers. They entered the game with a 34.3 success rate from behind the 3-point line this season, but shot just 12.5 percent (1 for 8) in the first half.

The Cougars had a chance to creep to within nine points with just over 14 minutes to play, but Joe Chealey missed on his three-point attempt. Anthony Thomas picked up the rebound for Charleston but Chealey missed on his ensuing shot as well.

The Aztecs countered with a basket by Thames, increasing their lead to 48-34. Charleston got back to within 12 points at 12:47 on a layup by Thomas, but the Aztecs found their second wind and pulled away with a 15-2 run and a 63-38 lead that put the game out of reach.

ColC	MP	FG	3FG	FT	R	F	A	TO	B	S	TP
Baru	*32	2-7	0-0	4-4	4	1	2	1	0	0	8
Hall	*26	2-6	0-1	0-0	3	2	0	0	0	0	4
Chealey	*25	3-12	0-4	1-2	0	2	3	2	0	0	7
Stitt	*28	2-7	1-3	1-3	2	1	1	4	0	2	6
Barry	*25	2-10	0-3	2-2	2	2	0	1	0	1	6
Cook	9	1-3	1-2	2-2	1	0	1	0	0	0	5
Thomas	22	2-4	0-0	0-0	5	1	0	2	0	1	4
Branin	2	0-0	0-0	0-0	0	0	0	0	0	0	0
Johnson, N.	4	0-1	0-1	0-0	0	1	0	0	0	0	0
Johnson, T.	8	1-1	1-1	0-0	0	2	0	0	1	0	3
O'Donohue	8	2-2	1-1	2-2	3	0	0	1	0	0	7
Wishon	11	1-1	0-0	0-1	2	0	0	0	1	0	2
Team					5						
Totals	200	18-54	4-16	12-16	27	12	7	11	2	4	52

SDSU	MP	FG	3FG	FT	R	F	A	TO	B	S	TP
Spencer	*27	1-3	0-0	0-2	6	1	0	2	3	0	2
Shepard	*25	6-12	0-1	3-4	2	1	0	2	0	1	15
O'Brien	*26	5-6	0-0	0-2	5	1	0	1	0	1	10
Davis	*24	1-2	0-0	5-6	7	0	1	0	0	0	7
Thames	*24	4-6	2-4	1-2	3	2	2	2	0	2	11
Allen	13	2-2	0-0	1-1	2	5	0	0	0	0	5
Polee II	8	2-4	1-1	0-0	0	0	0	3	0	0	5
Quinn	11	2-3	1-2	0-0	2	1	2	1	0	0	5
Williams	17	0-1	0-0	0-0	1	0	2	0	1	0	0
Johnson	6	0-0	0-0	0-0	1	3	0	0	0	0	0
Shrigley	19	4-8	4-7	0-0	0	1	1	1	0	0	12
Team					8						
Totals	200	27-47	8-15	10-17	33	15	8	12	4	4	72

Halftime: San Diego State 37, College of Charleston 21. **FG%:** San Diego State 57.4, College of Charleston 33.3. **3FG%:** San Diego State 53.3, College of Charleston 25.0. **FT%:** College of Charleston 75.0, San Diego State 58.8. **Officials:** Mike Eggers, Greg Nixon, Deron White. **Technical:** None.



Game 5

**San Diego State 86
No. 20/18 Creighton 80**
Nov. 29, 2013 ♦ Fullerton, Calif.
Titan Gym ♦ Att.: 3,287

FULLERTON, Calif. - San Diego State withstood an early blitz by No. 20/18 Creighton and rallied to defeat the Bluejays, 86-80, in the semifinals of the DIRECTV Wooden Legacy.

Before SDSU could break a sweat, it found itself behind, 14-2, after Doug McDermott scored 11 straight points following a game-opening Jahenns Manigat three-pointer.

The Aztecs began to find their stride after starting at a 19-7 deficit with 12:59 left in the first half. Xavier Thames got things going for SDSU with a lay-up which in turn led to nine straight points to bring the Aztecs to within three points.

Austin Chatman temporarily stopped San Diego State's run with a trey, but the Aztecs closed the final 10:04 on a 24-8 tear to head into the locker room ahead, 40-30. In the first half alone, Thames was a perfect 3-for-3 from behind the arc en route to 13 points. Matt Shrigley, meanwhile, knocked down both of his attempts from three-point range.

An 11-2 run to open the second half extended San Diego State's lead to 19 points before the first media timeout, but Creighton kept chipping away at the deficit. The Aztecs were able to keep the Bluejays at a healthy distance for the most of the half, but their 12-point lead with 5:49 left nearly evaporated.

A 7-0 Creighton spurt made the score 70-65 with under four minutes to play, but JJ O'Brien converted a lay-up to put the lead back to seven. The Bluejays cut their deficit to three points on four different occasions, with the last coming with 27 seconds left on the clock.

With Creighton looking to mount a game-winning rally in the final moments, Josh Davis came up with a blocked shot and the Jays sent Thames to the free-throw line where he made one of two to put SDSU ahead, 81-77. Then after a Creighton turnover, Dwayne Polee II converted a three-point play that secured the win for the Aztecs.

Thames scored a career-high 26 points for the Aztecs and Winston Shepard posted 16 points and a career-high 10 boards.

McDermott finished with a game-high 30 points, but only had 19 in the final 35:52 after scoring 11 in the first 4:08.

SDSU	MP	FG	3FG	FT	R	F	A	TO	B	S	TP
Spencer	*13	1-1	0-0	0-0	3	0	0	0	1	0	2
Shepard	*29	3-12	0-3	10-12	10	1	2	3	1	2	16
O'Brien	*35	4-9	0-0	7-8	7	5	3	2	1	1	15
Davis	*30	3-9	0-0	0-0	8	3	0	0	1	0	6
Thames	*33	7-10	4-5	8-10	3	3	1	4	0	1	26
Allen	16	0-3	0-0	0-0	2	1	1	0	0	0	0
Polee II	17	4-7	2-5	1-1	4	0	0	0	1	0	11
Williams	6	0-0	0-0	0-0	0	2	0	0	0	0	0
Shrigley	21	4-5	2-3	0-0	0	3	0	1	0	2	10
Team					0						
Totals	200	26-56	8-16	26-31	37	18	7	10	5	6	86

CU	MP	FG	3FG	FT	R	F	A	TO	B	S	TP
McDermott	*39	11-18	5-8	3-4	4	3	1	2	0	0	30
Artino	*13	2-4	0-0	0-0	0	1	0	0	0	0	4
Chatman	*35	3-7	1-2	4-4	4	5	1	3	0	2	11
Gibbs	*34	4-9	0-0	0-0	6	5	7	3	1	1	8
Manigat	*20	1-4	1-4	0-0	1	3	2	1	0	0	3
Brooks	21	4-8	1-2	0-2	5	2	5	3	0	0	9
Zierden	2	0-0	0-0	0-0	0	0	0	0	0	0	0
Dingman	8	0-1	0-1	0-0	1	1	0	0	1	0	0
Wragge	28	5-11	5-10	0-1	4	1	1	0	1	0	15
Team					4						
Totals	200	30-62	13-27	7-11	29	21	17	12	3	3	80

Halftime: San Diego State 40, Creighton 30. **FG%:** Creighton 48.4, San Diego State 46.4. **3FG%:** San Diego State 50.0, Creighton 48.1. **FT%:** San Diego State 83.9, Creighton 63.6. **Officials:** Tom Eades, Chris Rastatter, Tony Padilla. **Technical:** None.



Game 6

**San Diego State 67
No. 25/rv Marquette 59**
Dec. 1, 2013 ♦ Anaheim, Calif.
Honda Center ♦ Att.: 6,007

ANAHEIM, Calif. - Xavier Thames scored a career-high 29 points and San Diego State held off a late rally to beat No. 25/rv Marquette, 67-59, in the championship game of the DIRECTV Wooden Legacy.

The game was tied at 53 with 3:54 remaining, but the Aztecs closed with a 14-4 run to knock off their second consecutive ranked opponent.

Thames, who was named tournament most outstanding player, shot 7-of-16 from the field, including 5-of-6 from three-point range. He also made six free throws in the final 40 seconds to help the Aztecs secure the victory.

Thames averaged 22.0 points and shot 56.3 percent from the field, including 11-of-15 from three-point range, in the tournament.

Senior forward Josh Davis had a game-high 11 rebounds and joined Thames on the all-tournament team, while freshman Dakarai Allen and sophomore Winston Shepard each scored eight points for SDSU.

The win marked the first time in program history the Aztecs beat a ranked opponent in consecutive games. They were coming off a victory over No. 20/18 Creighton in the tournament semifinals. With the win, SDSU defeated its 12th ranked opponent since January 2010.

Deonte Burton scored 15 points for Marquette, while Jamil Wilson scored nine points and was named to the all-tournament team. Derrick Wilson also scored nine for the Golden Eagles, who lost for the second time to an unranked opponent in a week.

The Aztecs shot 39.3 percent from the field (22-56), but made up for it with solid performances from three-point-range (6-12) and from the free-throw line (17-23). SDSU had a 44-37 lead with 12:56 remaining, but Burton and the Eagles charged back to forge a 53-53 tie. Burton, a freshman forward, scored 11 points in the spurt.

The Aztecs didn't let it stay tied for long. Shepard hit a pair of free throws and followed with a jumper that began a 12-2 Aztecs run and ended the Golden Eagles' comeback attempt.

Marquette was held without a field goal from the 4:32 mark until there were 14 seconds left in the game, a cold stretch that allowed SDSU to pull away.

MU	MP	FG	3FG	FT	R	F	A	TO	B	S	TP
Wilson	*28	4-10	0-4	1-2	3	3	1	3	0	2	9
Anderson	*10	1-1	0-0	0-0	1	2	0	0	0	1	2
Otule	*22	2-5	0-0	2-5	9	2	0	1	1	0	6
Wilson	*33	4-10	0-1	1-2	5	2	3	4	0	0	9
Thomas	*28	1-3	1-3	2-3	0	2	0	2	1	0	5
Mayo	24	1-5	0-2	3-4	2	4	1	2	0	2	5
Johnson	9	0-2	0-1	0-0	1	0	0	0	0	0	0
Taylor Jr.	7	0-1	0-0	2-2	3	0	0	1	0	0	2
Burton	16	6-8	0-0	3-4	1	2	0	1	2	2	15
Gardner	23	2-5	0-0	2-4	8	2	0	1	0	0	6
Team					3						
Totals	200	21-50	1-11	16-26	35	20	5	15	4	7	59

SDSU	MP	FG	3FG	FT	R	F	A	TO	B	S	TP
Spencer	*21	2-2	0-0	0-0	2	5	1	0	1	0	4
Shepard	*29	3-9	0-0	2-3	6	2	1	3	2	1	8
O'Brien	*28	2-3	0-0	1-2	6	4	3	1	0	0	5
Davis	*33	2-7	0-0	2-5	11	1	0	5	0	0	6
Thames	*36	7-16	5-6	10-11	3	1	1	2	0	1	29
Allen	17	3-7	0-0	2-2	3	2	0	0	0	2	8
Polee II	12	1-6	0-3	0-0	1	2	0	0	0	0	2
Williams	2	0-1	0-0	0-0	1	1	0	0	0	0	0
Johnson	9	0-0	0-0	0-0	0	2	0	0	0	0	0
Shrigley	13	2-5	1-3	0-0	1	2	0	2	0	1	5
Team					3						
Totals	200	22-56	6-12	17-23	37	22	6	13	3	5	67

Halftime: San Diego State 32, Marquette 30. **FG%:** Marquette 42, San Diego State 39.3. **3FG%:** San Diego State 50, Marquette 9.1. **FT%:** San Diego State 73.9, Marquette 61.5. **Officials:** Tom Eades, Mark Whitehead, Tony Padilla. **Technical:** None.



Game 7

No. 24/rv San Diego State 65
San Diego 64

Dec. 5, 2013 ♦ San Diego, Calif.
Jenny Craig Pavilion ♦ Att.: 5,100

SAN DIEGO - Senior guard Xavier Thames scored 17 points, while senior forward Josh Davis finished with 10 points and 15 rebounds, as No. 24/rv San Diego State held off a late rally to defeat San Diego, 65-64, to win its fifth straight game.

With the Aztecs ahead by one, Thames was tied up on the inbounds pass, giving possession back to USD with 3.2 seconds remaining. San Diego forward Duda Sanadze got a clean look from three-point range with time winding down, but it bounced off the rim as SDSU won its 36th-consecutive game against schools from California.

Sophomore center Skylar Spencer scored a career-high 12 points on 6-of-7 shooting to go along with six rebounds and two blocks for SDSU, while junior forward Dwayne Polee II recorded 12 points.

San Diego State outrebounded USD, 44-29, and had a 29-2 advantage in second-chance points. In addition, the Aztecs' bench outscored the Toreros' reserves, 19-5, as SDSU beat USD for the eighth straight time.

The Aztecs led, 25-19, after Thames' baseline jumper with just over five minutes remaining in the first half, before San Diego responded with a 13-7 run to knot the score at halftime, 32-32.

Consecutive threes by Thames and Polee put SDSU ahead by six with 13 minutes left. After an alley-oop dunk by Polee and a free throw by Thames, the Aztecs had their largest lead of the night, 57-47, with 6:30 remaining.

But the Toreros wouldn't go away, as Johnny Dee made two-straight three-pointers to cut SDSU's lead to one, 61-60, with 1:39 to go.

Dee finished with 21 points, while point guard Christopher Anderson scored a game-high 22 points and Sanadze added 12 points.

SDSU improved to 28-17 all-time against USD, and is now 9-8 in meetings at USD. The Aztecs won their 98th consecutive game when leading with five minutes to play, and improved to 6-1 for third time in as many seasons. San Diego State improved to 26-1 in its last 27 games in the month of December, and upped its record to 30-2 in December since the beginning of the 2009-10 campaign.

USD	MP	FG	3FG	FT	R	F	A	TO	B	S	TP
Kramer	*25	2-2	0-0	0-0	5	4	0	1	2	2	4
Kok	*24	0-3	0-0	0-0	0	4	0	2	0	0	0
Anderson	*37	5-11	3-3	9-9	4	2	4	7	0	2	22
Dee	*35	8-18	3-6	2-2	0	1	2	0	0	0	21
Sanadze	*32	4-10	2-5	2-4	6	4	2	0	0	0	12
Sarbaugh	13	0-0	0-0	0-0	1	1	4	2	0	0	0
Jacobs	21	1-5	0-0	1-2	8	2	0	1	2	1	3
Fajemisin	10	0-0	0-0	0-0	2	3	0	0	1	0	2
Bailey	3	0-0	0-0	0-0	0	0	0	0	0	0	0
Team					3						
Totals	200	21-51	8-14	14-17	29	21	12	13	5	5	64

SDSU	MP	FG	3FG	FT	R	F	A	TO	B	S	TP
Spencer	*28	6-7	0-0	0-0	6	4	0	1	2	1	12
Shepard	*24	1-6	0-0	4-5	3	2	4	4	0	1	6
O'Brien	*27	0-10	0-0	1-2	4	2	0	2	2	0	1
Davis	*35	3-8	0-0	4-9	15	1	0	0	1	2	10
Thames	*32	4-11	1-3	8-10	4	4	4	4	0	1	17
Allen	13	1-3	0-0	2-4	2	3	1	0	0	1	4
Polee II	18	5-10	2-6	0-0	1	1	1	1	0	0	12
Williams	4	0-0	0-0	0-0	0	1	0	1	0	0	0
Shrigley	19	1-3	1-3	0-0	1	0	1	0	0	0	3
Team					8						
Totals	200	21-58	4-12	19-30	44	18	11	13	5	6	65

Halftime: San Diego State 32, San Diego 32. **FG%:** San Diego 41.2, San Diego State 36.2. **3FG%:** San Diego 57.1, San Diego State 33.3. **FT%:** San Diego 82.4, San Diego State 63.3. **Officials:** Michael Greenstein, Michael Reed, Frank Harvey. **Technical:** None.

2013-14 SAN DIEGO STATE SEASON STATS

Record: 6-1 (Home: 2-1, Away: 1-0, Neutral: 3-0)

No.	Player	GP	GS	Min	Avg	TOTAL		3-PTS		FT-FTA	Pct	REBOUNDS				PF	FO	A	TO	Blk	Stl	Pts	Avg
						FG-FGA	Pct	3FG-FGA	Pct			Off	Def	Tot	Avg								
02	THAMES, Xavier	7	7	197	28.1	34-75	.453	17-30	.567	37-46	.804	6	14	20	2.9	12	0	12	15	0	11	122	17.4
13	SHEPARD, Winston	7	7	167	23.9	24-60	.400	2-8	.250	27-39	.692	11	21	32	4.6	11	0	15	21	4	7	77	11.0
20	O'BRIEN, JJ	7	7	197	28.1	27-53	.509	2-5	.400	19-29	.655	11	28	39	5.6	21	1	10	11	4	3	75	10.7
22	DAVIS, Josh	7	7	200	28.6	21-49	.429	0-0	.000	15-32	.469	21	45	66	9.4	11	0	7	11	4	5	57	8.1
40	SHRIGLEY, Matt	7	0	126	18.0	19-38	.500	14-26	.538	4-7	.571	0	8	8	1.1	11	0	5	4	1	4	56	8.0
05	POLEE II, Dwayne	6	0	89	14.8	20-44	.455	5-18	.278	5-6	.833	2	14	16	2.7	8	0	1	9	4	6	50	8.3
04	ALLEN, Dakarai	7	0	121	17.3	10-23	.435	0-0	.000	15-20	.750	8	8	16	2.3	19	1	4	3	2	7	35	5.0
00	SPENCER, Skylar	7	7	146	20.9	12-20	.600	0-0	.000	1-6	.167	10	15	25	3.6	13	1	3	3	14	4	25	3.6
10	QUINN, Aqeel	3	0	49	16.3	4-14	.286	2-9	.222	3-3	1.000	0	3	3	1.0	5	0	8	6	0	2	13	4.3
12	JOHNSON, James	5	0	50	10.0	2-5	.400	0-0	.000	2-2	1.000	1	9	10	2.0	16	2	1	0	1	3	6	1.2
11	WILLIAMS, D'Erryl	6	0	51	8.5	0-4	.000	0-0	.000	2-2	1.000	1	5	6	1.0	8	0	4	2	1	0	2	0.3
24	STATEN, Ryan	2	0	7	3.5	1-2	.500	0-0	.000	0-0	.000	0	0	0	0.0	0	0	0	0	0	0	2	1.0
TEAM													23	12	35	5.0	0		0			0	
SAN DIEGO STATE		7				174-387	.450	42-96	.438	130-192	.677	94	182	276	39.4	135	5	70	85	35	52	520	74.3
OPPONENTS		7				143-379	.377	34-114	.298	86-139	.619	85	140	225	32.1	144	-	65	106	28	39	406	58.0

SCORE BY PERIODS:

	1st	2nd	OT	2OT	Total
SAN DIEGO STATE	256	264			520
OPPONENTS	188	218			406

2013-14 SAN DIEGO STATE - HOME/AWAY STATS

Home: 2-1

No.	Player	GP	GS	Min	Avg	TOTAL		3-PTS		FT-FTA	Pct	REBOUNDS					PF	FO	A	TO	Blk	Stl	Pts	Avg																	
						FG-FGA	Pct	3FG-FGA	Pct			Off	Def	Tot	Avg																										
20	O'BRIEN, JJ	3	3	81	27.0	16-25	.640	2-5	.400	10-15	.667	6	11	17	5.7	9	0	4	5	1	1	44	14.7																		
02	THAMES, Xavier	3	3	72	24.0	12-32	.375	5-12	.417	10-13	.769	2	5	7	2.3	2	0	4	3	0	6	39	13.0																		
13	SHEPARD, Winston	3	3	60	20.0	11-21	.524	2-4	.500	8-15	.533	4	7	11	3.7	5	0	8	9	1	2	32	10.7																		
22	DAVIS, Josh	3	3	78	26.0	12-23	.522	0-0	.000	4-12	.333	6	19	25	8.3	6	0	6	6	2	3	28	9.3																		
40	SHRIGLEY, Matt	3	0	54	18.0	8-17	.471	6-10	.600	4-7	.571	0	6	6	2.0	5	0	3	0	1	1	26	8.7																		
05	POLEE II, Dwayne	2	0	34	17.0	8-17	.471	0-3	.000	4-5	.800	1	9	10	5.0	5	0	5	3	6	20	10.0																			
04	ALLEN, Dakarai	3	0	62	20.7	4-8	.500	0-0	.000	10-13	.769	3	4	7	2.3	8	0	2	3	2	4	18	6.0																		
10	QUINN, Aqeel	2	0	38	19.0	2-11	.182	1-7	.143	3-3	1.000	0	1	1	0.5	4	0	6	5	0	2	8	4.0																		
12	JOHNSON, James	3	0	35	11.7	2-5	.400	0-0	.000	2-2	1.000	1	8	9	3.0	11	2	1	0	1	3	6	2.0																		
00	SPENCER, Skylar	3	3	57	19.0	2-7	.286	0-0	.000	1-4	.250	2	6	8	2.7	3	0	2	0	7	3	5	1.7																		
11	WILLIAMS, D'Erryl	2	0	22	11.0	0-2	.000	0-0	.000	2-2	1.000	1	3	4	2.0	4	0	2	1	0	0	2	1.0																		
24	STATEN, Ryan	2	0	7	3.5	1-2	.500	0-0	.000	0-0	.000	0	0	0	0.0	0	0	0	0	0	0	2	1.0																		
TEAM																																									
SAN DIEGO STATE		3				78-170		.459		16-41		.390		58-91		.637		40		85		125		41.7		62		2		38		37		18		31		230		76.7	
OPPONENTS		3				53-162		.327		8-46		.174		37-69		.536		43		62		105		35.0		70		-		24		55		14		20		151		50.3	

SCORE BY PERIODS:

	1st	2nd	OT	2OT	Total
SAN DIEGO STATE	115	115			230
OPPONENTS	75	76			151

Road/Neutral: 4-0 (Away: 1-0, Neutral: 3-0)

No.	Player	GP	GS	Min	Avg	TOTAL		3-PTS		FT-FTA	Pct	REBOUNDS					PF	FO	A	TO	Blk	Stl	Pts	Avg																	
						FG-FGA	Pct	3FG-FGA	Pct			Off	Def	Tot	Avg																										
02	THAMES, Xavier	4	4	125	31.3	22-43	.512	12-18	.667	27-33	.818	4	9	13	3.3	10	0	8	12	0	5	83	20.8																		
13	SHEPARD, Winston	4	4	107	26.8	13-39	.333	0-4	.000	19-24	.792	7	14	21	5.3	6	0	7	12	3	5	45	11.3																		
20	O'BRIEN, JJ	4	4	116	29.0	11-28	.393	0-0	.000	9-14	.643	5	17	22	5.5	12	1	6	6	3	2	31	7.8																		
40	SHRIGLEY, Matt	4	0	72	18.0	11-21	.524	8-16	.500	0-0	.000	0	2	2	0.5	6	0	2	4	0	3	30	7.5																		
05	POLEE II, Dwayne	4	0	55	13.8	12-27	.444	5-15	.333	1-1	1.000	1	5	6	1.5	3	0	1	4	1	0	30	7.5																		
22	DAVIS, Josh	4	4	122	30.5	9-26	.346	0-0	.000	11-20	.550	15	26	41	10.3	5	0	1	5	2	2	29	7.3																		
00	SPENCER, Skylar	4	4	89	22.3	10-13	.769	0-0	.000	0-2	.000	8	9	17	4.3	10	1	1	3	7	1	20	5.0																		
04	ALLEN, Dakarai	4	0	59	14.8	6-15	.400	0-0	.000	5-7	.714	5	4	9	2.3	11	1	2	0	0	3	17	4.3																		
10	QUINN, Aqeel	1	0	11	11.0	2-3	.667	1-2	.500	0-0	.000	0	2	2	2.0	1	0	2	1	0	0	5	5.0																		
11	WILLIAMS, D'Erryl	4	0	29	7.3	0-2	.000	0-0	.000	0-0	.000	0	2	2	0.5	4	0	2	1	1	0	0	0.0																		
12	JOHNSON, James	2	0	15	7.5	0-0	.000	0-0	.000	0-0	.000	0	1	1	0.5	5	0	0	0	0	0	0	0.0																		
TEAM																																									
SAN DIEGO STATE		4				96-217		.442		26-55		.473		72-101		.713		54		97		151		37.8		73		3		32		48		17		21		290		72.5	
OPPONENTS		4				90-217		.415		26-68		.382		49-70		.700		42		78		120		30.0		74		-		41		51		14		19		255		63.8	

SCORE BY PERIODS:

	1st	2nd	OT	2OT	Total
SAN DIEGO STATE	141	149			290
OPPONENTS	113	142			255

2013-14 SAN DIEGO STATE - WIN/LOSS STATS

Wins: 6

No.	Player	GP	GS	Min	Avg	TOTAL		3-PTS		FT-FTA		REBOUNDS				PF	FO	A	TO	Blk	Stl	Pts	Avg										
						FG-FGA	Pct	3FG-FGA	Pct	Off	Def	Tot	Avg																				
02	THAMES, Xavier	6	6	161	26.8	29-59	.492	15-26	.577	30-37	.811	5	10	15	2.5	11	0	10	12	0	9	103	17.2										
13	SHEPARD, Winston	6	6	141	23.5	20-50	.400	1-5	.200	24-35	.686	10	20	30	5.0	10	0	15	19	4	6	65	10.8										
20	O'BRIEN, JJ	6	6	161	26.8	21-41	.512	2-2	1.000	12-18	.667	9	24	33	5.5	19	1	9	9	3	2	56	9.3										
22	DAVIS, Josh	6	6	167	27.8	20-42	.476	0-0	.000	15-32	.469	19	43	62	10.3	9	0	6	9	4	5	55	9.2										
40	SHRIGLEY, Matt	6	0	110	18.3	18-35	.514	13-25	.520	2-4	.500	0	7	7	1.2	10	0	5	4	1	4	51	8.5										
05	POLEE II, Dwayne	6	0	89	14.8	20-44	.455	5-18	.278	5-6	.833	2	14	16	2.7	8	0	1	9	4	6	50	8.3										
04	ALLEN, Dakarai	6	0	101	16.8	9-21	.429	0-0	.000	14-18	.778	7	7	14	2.3	15	1	4	3	1	7	32	5.3										
00	SPENCER, Skylar	6	6	125	20.8	12-20	.600	0-0	.000	1-6	.167	10	13	23	3.8	11	1	3	3	13	4	25	4.2										
10	QUINN, Aqeel	3	0	49	16.3	4-14	.286	2-9	.222	3-3	1.000	0	3	3	1.0	5	0	8	6	0	2	13	4.3										
12	JOHNSON, James	4	0	47	11.8	2-5	.400	0-0	.000	2-2	1.000	1	9	10	2.5	15	2	1	0	1	1	6	1.5										
11	WILLIAMS, D'Erryl	5	0	42	8.4	0-4	.000	0-0	.000	2-2	1.000	1	4	5	1.0	5	0	2	2	1	0	2	0.4										
24	STATEN, Ryan	2	0	7	3.5	1-2	.500	0-0	.000	0-0	.000	0	0	0	0.0	0	0	0	0	0	0	2	1.0										
TEAM												21	9	30	5.0	0			0			0											
SAN DIEGO STATE		6				156-337	.463	38-85	.447	110-163	.675	85	163	248	41.3	118	5	64	76	32	46	460	76.7										
OPPONENTS		6				118-323	.365	31-101	.307	70-117	.598	72	114	186	31.0	120	-	52	95	22	34	337	56.2										

SCORE BY PERIODS:	1st	2nd	OT	2OT	Total
SAN DIEGO STATE	228	232			460
OPPONENTS	149	188			337

Losses: 1

No.	Player	GP	GS	Min	Avg	TOTAL		3-PTS		FT-FTA		REBOUNDS				PF	FO	A	TO	Blk	Stl	Pts	Avg
						FG-FGA	Pct	3FG-FGA	Pct	Off	Def	Tot	Avg										
20	O'BRIEN, JJ	1	1	36	36.0	6-12	.500	0-3	.000	7-11	.636	2	4	6	6.0	2	0	1	2	1	1	19	19.0
02	THAMES, Xavier	1	1	36	36.0	5-16	.313	2-4	.500	7-9	.778	1	4	5	5.0	1	0	2	3	0	2	19	19.0
13	SHEPARD, Winston	1	1	26	26.0	4-10	.400	1-3	.333	3-4	.750	1	1	2	2.0	1	0	0	2	0	1	12	12.0
40	SHRIGLEY, Matt	1	0	16	16.0	1-3	.333	1-1	1.000	2-3	.667	0	1	1	1.0	1	0	0	0	0	0	5	5.0
04	ALLEN, Dakarai	1	0	20	20.0	1-2	.500	0-0	.000	1-2	.500	1	1	2	2.0	4	0	0	0	1	0	3	3.0
22	DAVIS, Josh	1	1	33	33.0	1-7	.143	0-0	.000	0-0	.000	2	2	4	4.0	2	0	1	2	0	0	2	2.0
00	SPENCER, Skylar	1	1	21	21.0	0-0	.000	0-0	.000	0-0	.000	0	2	2	2.0	2	0	0	0	1	0	0	0.0
11	WILLIAMS, D'Erryl	1	0	9	9.0	0-0	.000	0-0	.000	0-0	.000	0	1	1	1.0	3	0	2	0	0	0	0	0.0
12	JOHNSON, James	1	0	3	3.0	0-0	.000	0-0	.000	0-0	.000	0	0	0	0.0	1	0	0	0	0	2	0	0.0
TM	TEAM.....											2	3	5	5.0	0			0			0	
SAN DIEGO STATE		1				18-50	.360	4-11	.364	20-29	.690	9	19	28	28.0	17	0	6	9	3	6	60	60.0
OPPONENTS		1				25-56	.446	3-13	.231	16-22	.727	13	26	39	39.0	24	-	13	11	6	5	69	69.0

SCORE BY PERIODS:	1st	2nd	OT	2OT	Total
SAN DIEGO STATE	28	32			60
OPPONENTS	39	30			69

2013-14 INDIVIDUAL GAME-BY-GAME (POINTS/REBS./ASTS.)

	0	2	4	5	10	11	12	13	20	22	24	40
	Skylar	Xavier	Dakarai	Dwayne	Aqeel	D'Erryl	James	Winston	JJ	Josh	Ryan	Matt
Opponent	Spencer	Thames	Allen	Pole II	Quinn	Williams	Johnson	Shepard	O'Brien	Davis	Staten	Shrigley
UC RIVERSIDE	2/3/1	15/1/1	7/3/1	6/3/0	2/0/1	2/3/0	4/5/0	10/6/5	9/5/1	11/8/3	2/0/0	7/1/1
(6/5) ARIZONA	0/2/0	19/5/2	3/2/0	CD	CD	0/1/2	0/0/0	12/2/0	19/6/1	2/4/1	CD	5/1/0
SAN DIEGO CHRISTIAN	3/3/1	5/1/1	8/2/1	14/7/0	6/1/5	INJ	2/4/1	10/3/3	16/6/2	15/13/2	0/0/0	14/4/2
vs. College of Charleston~	2/6/0	11/3/2	5/2/0	5/0/0	5/2/2	0/1/2	0/1/0	15/2/0	10/5/0	7/7/1	CD	12/0/1
vs. (20/18) Creighton~	2/3/0	26/3/1	0/2/1	11/4/0	CD	0/0/0	CD	16/10/2	15/7/3	6/8/0	CD	10/0/0
vs. (25/rv) Marquette#	4/2/1	29/3/1	8/3/0	2/1/0	CD	0/1/0	0/0/0	8/6/1	5/6/3	6/11/0	CD	5/1/0
at San Diego	12/6/0	17/4/4	4/2/1	12/1/1	CD	0/0/0	INJ	6/3/4	1/4/0	10/15/0	CD	3/1/1
WASHINGTON												
SOUTHERN UTAH												
MCNEESE STATE												
ST. KATHERINE COLLEGE												
at Colorado State*												
at Kansas												
BOISE STATE*												
at Air Force*												
FRESNO STATE*												
UNLV*												
at San Jose State*												
at Utah State*												
COLORADO STATE*												
at Boise State*												
NEVADA*												
at Wyoming*												
AIR FORCE*												
UTAH STATE*												
at New Mexico*												
SAN JOSE STATE*												
at Fresno State*												
at UNLV*												
NEW MEXICO*												

Bold and red indicates players started. CD – Did Not Play-Coach's Decision. DND - Did Not Dress. DNT - Did Not Travel. INJ – Did Not Play-Injured. SUSP - Suspension. ~ - DIRECTV Wooden Legacy (Titan Gym; Fullerton, Calif.). # - DIRECTV Wooden Legacy (Honda Center; Anaheim, Calif.). * Mountain West game. ` - Indicates the 2013 Reese's Mountain West Men's Basketball Championship (Thomas & Mack Center; Las Vegas, Nev.).

2013-14 STARTING LINEUPS

F	F	C	G	G	W-L	Record As SDSU Starter	Season	Career*
Davis	O'Brien	Spencer	Shepard	Thames	6-1	Josh Davis	6-1	6-1
						JJ O'Brien	6-1	28-12
						Winston Shepard	6-1	7-2
						Skylar Spencer	6-1	6-1
						Xavier Thames	6-1	46-16
						* Aztec career		

2013-14 INDIVIDUAL SUPERLATIVES

Category	San Diego State	Opponent
Points Scored	29 - Xavier Thames vs. Marquette (12-1-13)	30 - Doug McDermott vs. Creighton (11-29-13)
Field Goals	7 - three times	11 - Doug McDermott vs. Creighton (11-29-13)
Field Goals Attempted	16 - Xavier Thames vs. Arizona (11-14-13), vs. Marquette (12-1-13)	18 - Doug McDermott vs. Creighton (11-29-13); Johnny Dee, San Diego (12-5-13)
Highest FG Percentage (min. 5 made)	.778 (7-9) - J.J. O'Brien vs. San Diego Christian (11-20-13)	.583 (7-12) - Aaron Gordon vs. Arizona (11-14-13)
Highest FG Percentage (min. 10 made)	NA	.611 (11-18) - Doug McDermott vs. Creighton (11-29-13)
3-Point Field Goals Made	5 - Xavier Thames vs. Marquette (12-1-13)	5 - Doug McDermott & Ethan Wragge vs. Creighton (11-29-13)
3-Point Field Goals Attempted	7 - Matt Shrigley vs. College of Charleston (11-28-13)	10 - Ethan Wragge vs. Creighton (11-29-13)
3-Point Field Goal Percentage (min. 4 made)	83.3 (5-6) - Xavier Thames vs. Marquette (12-1-13)	.625 (5-8) Doug McDermott vs. Creighton (11-29-13)
3-Point Field Goal Percentage (min. 5 made)	83.3 (5-6) - Xavier Thames vs. Marquette (12-1-13)	.625 (5-8) Doug McDermott vs. Creighton (11-29-13)
Free Throws	10 - Winston Shepard vs. Creighton (11-29-13), Xavier Thames vs. Marquette (12-1-13)	9 - Christopher Anderson at San Diego (12-5-13)
Free Throws Attempted	12 - Winston Shepard vs. Creighton (11-29-13)	10 - Kwaminique Brandon vs. San Diego Christian (11-20-13), Taylor Johns vs. UCR (11-8-13)
Free Throw Percentage (min. 7 made)	.909 (10-11) - Xavier Thames vs. Marquette (12-1-13)	1.000 (9-9) - Christopher Anderson at San Diego (12-5-13)
Free Throw Percentage (min. 10 made)	.909 (10-11) - Xavier Thames vs. Marquette (12-1-13)	NA
Offensive Rebounds	5 - Josh Davis at San Diego (12-5-13)	7 - Taylor Johns vs. UC Riverside (11-8-13)
Defensive Rebounds	10 - Josh Davis vs. San Diego Christian (11-20-13), at San Diego (12-5-13)	6 - Gordon, Tarczewski vs. Arizona (11-14-13); Gardner vs. Marquette (12-1-13)
Total Rebounds	15 - Josh Davis at San Diego (12-5-13)	9 - Taylor Johns vs. UC Riverside (11-8-13); Derrick Wilson vs. Marquette (12-1-13)
Assists	5 - Aqeel Quinn vs. San Diego Christian (11-20-13), Winston Shepard vs. UCR (11-8-13)	7 - Grant Gibbs vs. Creighton (11-29-13)
Blocked Shots	4 - Skylar Spencer vs. San Diego Christian (11-20-13)	4 - Taylor Johns vs. UC Riverside (11-8-13)
Steals	4 - Xavier Thames vs. UC Riverside (11-8-13)	4 - Kwaminique Brandon vs. San Diego Christian (11-20-13)
Minutes Played	36 - O'Brien, Thames vs. Arizona (11-14-13); Thames vs. Marquette (12-1-13)	39 - Doug McDermott vs. Creighton (11-29-13)

2013-14 TEAM SUPERLATIVES

SDSU High	SDSU Low	Category	Opponent High	Opponent Low
93 vs. San Diego Christian (11-20-13)	60 vs. Arizona (11-14-13)	Points Scored	80 vs. Creighton (11-29-13)	41 vs. UCR (11-8-13), SD Christian (11-20-13)
37 vs. San Diego Christian (11-20-13)	18 vs. Arizona (11-14-13)	Field Goals	30 vs. Creighton (11-29-13)	12 vs. San Diego Christian (11-20-13)
65 vs. San Diego Christian (11-20-13)	47 vs. College of Charleston (11-28-13)	Field Goals Attempted	62 vs. Creighton (11-29-13)	50 vs. Marquette (12-1-13)
.574 vs. College of Charleston (11-28-13)	.360 vs. Arizona (11-14-13)	FG Percentage	.484 vs. Creighton (11-29-13)	.222 vs. San Diego Christian (11-20-13)
8 - three times	4 - three times	3-Point Field Goals Made	13 vs. Creighton (11-29-13)	1 vs. UCR (11-8-13), vs. Marquette (12-1-13)
17 vs. San Diego Christian (11-20-13)	11 vs. Arizona (11-14-13)	3-Point Field Goals Attempted	27 vs. Creighton (11-29-13)	9 vs. UC Riverside (11-8-13)
.533 vs. College of Charleston (11-28-13)	.308 vs. UC Riverside (11-8-13)	3-Point Field Goal Percentage	.571 at San Diego (12-5-13)	.091 vs. Marquette (12-1-13)
27 vs. UC Riverside (11-8-13)	10 vs. College of Charleston (11-28-13)	Free Throws Made	16 vs. Arizona (11-14-13), vs. Marquette (12-1-13)	7 vs. Creighton (11-29-13)
37 vs. UC Riverside (11-8-13)	17 vs. College of Charleston (11-28-13)	Free Throws Attempted	26 vs. Marquette (12-1-13)	11 vs. Creighton (11-29-13)
.839 vs. Creighton (11-29-13)	.440 San Diego Christian (11-20-13)	Free Throw Percentage	.824 at San Diego (12-5-13)	.348 vs. UC Riverside (11-8-13)
19 at San Diego (12-5-13)	8 vs. College of Charleston (11-28-13)	Offensive Rebounds	16 vs. San Diego Christian (11-20-13)	6 at San Diego (12-5-13)
35 vs. San Diego Christian (11-20-13)	19 vs. Arizona (11-14-13)	Defensive Rebounds	26 vs. Arizona (11-14-13)	14 vs. College of Charleston (11-28-13)
51 vs. San Diego Christian (11-20-13)	28 vs. Arizona (11-14-13)	Total Rebounds	39 vs. Arizona (11-14-13)	27 vs. College of Charleston (11-28-13)
23 vs. San Diego Christian (11-20-13)	15 vs. College of Charleston (11-28-13)	Fouls	27 vs. UC Riverside (11-8-13)	12 vs. College of Charleston (11-28-13)
1 - five times	0 vs. Arizona (11-14-13), at San Diego (12-5-13)	Fouled Out	2 vs. UC Riverside (11-8-13), vs. Creighton (11-29-13)	0 - three times
18 vs. San Diego Christian (11-20-13)	6 vs. Arizona (11-14-13), vs. Marquette (12-1-13)	Assists	17 vs. Creighton (11-29-13)	4 vs. UC Riverside (11-8-13)
14 vs. UCR (11-8-13), vs. SD Christian (11-20-13)	9 vs. Arizona (11-14-13)	Turnovers	23 vs. San Diego Christian (11-20-13)	11 vs. Arizona (11-14-13), CoC (11-28-13)
9 vs. San Diego Christian (11-20-13)	3 vs. Arizona (11-14-13), vs. Marquette (12-1-13)	Blocked Shots	6 vs. UC Riverside (11-8-13), vs. Arizona (11-14-13)	2 vs. SD Christian (11-20-13), CoC (11-28-13)
13 vs. UC Riverside (11-8-13)	4 vs. College of Charleston (11-28-13)	Steals	9 vs. San Diego Christian (11-20-13)	3 vs. Creighton (11-29-13)
49 vs. San Diego Christian (11-20-13) (1st)	28 vs. Arizona (11-14-13) (1st)	Points/Half	50 vs. Creighton (11-29-13) (2nd)	13 vs. UC Riverside (11-8-13) (1st)
.621 vs. San Diego Christian (11-20-13) (2nd)	.296 vs. Arizona (11-14-13) (2nd)	FG Percentage/Half	.538 vs. Arizona (11-14-13) (1st)	.217 vs. San Diego Christian (11-20-13) (2nd)
5 vs. San Diego Christian, vs. Creighton	1 vs. Marquette (12-1-13)	Double-Figure Scorers	3 vs. Creighton (11-29-13), at San Diego (12-5-13)	0 vs. College of Charleston (11-28-13)
+17 vs. San Diego Christian (11-20-13)	-11 vs. Arizona (11-14-13)	Rebound Margin	+11 vs. Arizona (11-14-13)	-17 vs. San Diego Christian (11-20-13)
+26 vs. San Diego Christian (11-20-13)	-11 vs. Arizona (11-14-13)	Halftime Scoring Margin	+11 vs. Arizona (11-14-13)	-26 vs. San Diego Christian (11-20-13)

2013-14 BIGGEST LEADS/TIME IN LEAD/SPECIALTY STATS

Date	Opponent	SDSU Result	SDSU Big		Opp Big	Ties	LC	SDSU in		Opp in	Tied	Paint		Off TOs		2nd Ch.		Bench	
			Lead	Lead				Lead	Lead			SD	Opp	SD	Opp	SD	Opp	SD	Opp
Nov. 8	UC RIVERSIDE	W 77-41	43	0	0	0	0	! 38:46	0:00	1:14		36	28	18	9	6	7	30	21
Nov. 14	(6/5) ARIZONA	L 60-69	0	14	1	0	0	0:00	38:08	1:52		26	34	9	14	7	12	8	11
Nov. 20	SAN DIEGO CHRISTIAN	W 93-41	58	0	0	0	0	! 39:35	0:00	0:00		54	14	34	14	15	8	44	19
Nov. 28	vs. College of Charleston~	W 72-53	25	0	0	0	0	! 39:41	0:00	0:00		24	20	12	16	11	14	27	21
Nov. 29	vs. (20/18) Creighton~	W 86-80	19	12	4	1	1	! 27:29	10:26	2:05		28	30	16	15	10	11	21	24
Dec. 1	vs. (25/rv) Marquette#	W 67-59	10	2	5	9	34:09	1:48	4:03			26	28	19	17	15	9	15	28
Dec. 5	at San Diego	W 65-64	10	2	7	8	34:26	1:34	4:00			8	10	10	8	29	2	19	5
Dec. 8	WASHINGTON																		
Dec. 18	SOUTHERN UTAH																		
Dec. 21	MCNEESE STATE																		
Dec. 27	ST. KATHERINE COLLEGE																		
Jan. 1	at Colorado State*																		
Jan. 5	at Kansas																		
Jan. 8	BOISE STATE*																		
Jan. 12	at Air Force*																		
Jan. 15	FRESNO STATE*																		
Jan. 18	UNLV*																		
Jan. 22	at San Jose State*																		
Jan. 25	at Utah State*																		
Feb. 1	COLORADO STATE*																		
Feb. 5	at Boise State*																		
Feb. 8	NEVADA*																		
Feb. 11	at Wyoming*																		
Feb. 15	AIR FORCE*																		
Feb. 18	UTAH STATE*																		
Feb. 22	at New Mexico*																		
Feb. 25	SAN JOSE STATE*																		
March 1	at Fresno State*																		
March 5	at UNLV*																		
March 8	NEW MEXICO*																		

Caps denotes home game. ~ - DIRECTV Wooden Legacy (Titan Gym; Fullerton, Calif.). # - DIRECTV Wooden Legacy (Honda Center; Anaheim, Calif.). * - Mountain West Game. ` - Indicates the 2013 Reese's Mountain West Men's Basketball Championship (Thomas & Mack Center; Las Vegas, Nev.). Number in parentheses to the left of team name indicates opponent national ranking at game time. Number to the left of team name in brackets indicates opponent seed. ! - Next to time indicates SDSU did not trail in the second half.

LEADS AND DEFICITS

SDSU Biggest Halftime Lead
 SDSU Biggest Halftime Lead Lost
 SDSU Biggest Halftime Lead Lost in a Loss
 SDSU Biggest Halftime Deficit
 SDSU Biggest Halftime Deficit Overcome
 SDSU Biggest Halftime Deficit Overcome for Victory
 SDSU Biggest Lead
 SDSU Biggest Lead Lost
 SDSU Biggest Lead Lost in a Loss
 SDSU Biggest Deficit
 SDSU Biggest Deficit Overcome
 SDSU Biggest Deficit Overcome in a Victory

SEASON

26 vs. San Diego Christian (11-20-13)
 2 vs. Marquette (12-1-13)
 NA
 11 vs. Arizona (11-14-13)
 NA
 NA
 58 vs. San Diego Christian (11-20-13)
 NA
 NA
 14 vs. Arizona (11-14-13)
 12 vs. Creighton (11-29-13)
 12 vs. Creighton (11-29-13)

MOUNTAIN WEST GAME

2013-14 MISCELLANEOUS STATISTICS

SEASON	Team Leader -----			Games With -----					Double-Doubles	
	Points	Rebounds	Assists	10+ Pts	20+Pts	30+Pts	10+Rebs	10+Ass.	Point/Reb.	Point/Ast.
Dakarai Allen										
Josh Davis		5		3			3		2	
James Johnson										
JJ O'Brien	2	1	2	4						
Dwayne Polee II				3						
Aqeel Quinn			2							
Winston Shepard	1	1	2	5			1		1	
Matt Shrigley				3						
Skylar Spencer				1						
Ryan Staten										
Xavier Thames	5		3	6	2					
D'Erryl Williams			2							

CAREER	Team Leader -----			Games With -----					Double-Doubles	
	Points	Rebounds	Assists	10+ Pts	20+Pts	30+Pts	10+Rebs	10+Ass.	Point/Reb.	Point/Ast.
Dakarai Allen										
Josh Davis		5		55	14		42		34	
James Johnson										
JJ O'Brien	4	6	8	23			5		4	
Dwayne Polee II				10						
Aqeel Quinn			2	8						
Winston Shepard	1	1	6	11			1		1	
Matt Shrigley				3						
Skylar Spencer		1		2			1			
Ryan Staten										
Xavier Thames	11	3	32	38	5		1	1	1	1
D'Erryl Williams			2							

DUNKS	SEASON	GM. HIGH
Josh Davis	3	1
Dwayne Polee II	3	2
Dakarai Allen	2	1
James Johnson	2	1
JJ O'Brien	2	1
Skylar Spencer	2	1
Winston Shepard	1	1
TOTAL	15	6

- TOP SCORING PERFORMANCES**
- 29, Xavier Thames vs. Marquette (12-1-13)
 - 26, Xavier Thames vs. Creighton (11-29-13)
 - 19, JJ O'Brien vs. Arizona (11-14-13)
 - 19, Xavier Thames vs. Arizona (11-14-13)
 - 17, Xavier Thames at San Diego (12-5-13)
 - 16, Winston Shepard vs. Creighton (11-29-13)
 - 16, JJ O'Brien vs. San Diego Christian (11-20-13)
 - 15, JJ O'Brien vs. Creighton (11-29-13)
 - 15, Winston Shepard vs. College of Charleston (11-28-13)
 - 15, Josh Davis vs. San Diego Christian (11-20-13)
 - 15, Xavier Thames vs. UC Riverside (11-8-13)
 - 14, Dwayne Polee vs. San Diego Christian (11-20-13)
 - 14, Matt Shrigley vs. San Diego Christian (11-20-13)
 - 12, Dwayne Polee at San Diego (12-5-13)

- 12, Skyler Spencer at San Diego (12-5-13)
 - 12, Matt Shrigley vs. College of Charleston (11-28-13)
 - 12, Winston Shepard vs. Arizona (11-14-13)
- TOP REBOUNDING PERFORMANCES**
- 15, Josh Davis at San Diego (12-5-13)
 - 13, Josh Davis vs. San Diego Christian (11-20-13)
 - 11, Josh Davis vs. Marquette (12-1-13)
 - 10, Winston Shepard vs. Creighton (11-29-13)
 - 8, Josh Davis vs. Creighton (11-29-13)
 - 8, Josh Davis vs. UC Riverside (11-8-13)
 - 7, JJ O'Brien vs. Creighton (11-29-13)
 - 7, Josh Davis vs. College of Charleston (11-28-13)
 - 7, Dwayne Polee vs. San Diego Christian (11-20-13)
 - 6, Skylar Spencer at San Diego (12-5-13)
 - 6, JJ O'Brien vs. Marquette (12-1-13)
 - 6, Winston Shepard vs. Marquette (12-1-13)
 - 6, Skylar Spencer vs. College of Charleston (11-28-13)
 - 6, JJ O'Brien vs. San Diego Christian (11-20-13)
 - 6, JJ O'Brien vs. Arizona (11-14-13)
 - 6, Winston Shepard vs. UC Riverside (11-8-13)
- TOP ASSIST PERFORMANCES**
- 5, Aqeel Quinn vs. San Diego Christian (11-20-13)
 - 5, Winston Shepard vs. UC Riverside (11-8-13)

- 4, Winston Shepard at San Diego (12-5-13)
 - 4, Xavier Thames at San Diego (12-5-13)
 - 3, JJ O'Brien vs. Marquette (12-1-13)
 - 3, JJ O'Brien vs. Creighton (11-29-13)
 - 3, Winston Shepard vs. San Diego Christian (11-20-13)
 - 3, Josh Davis vs. UC Riverside (11-8-13)
- TOP 3-POINT FG PERFORMANCES**
- 5, Xavier Thames vs. Marquette (12-1-13)
 - 4, Xavier Thames vs. Creighton (11-29-13)
 - 4, Matt Shrigley vs. College of Charleston (11-28-13)
 - 3, Matt Shrigley vs. San Diego Christian (11-20-13)
- TOP STEALS**
- 4, Xavier Thames vs. UC Riverside (11-8-13)
 - 3, Dakarai Allen vs. San Diego Christian (11-20-13)
 - 3, Dwayne Polee vs. San Diego Christian (11-20-13)
 - 3, Dwayne Polee II vs. UC Riverside (11-8-13)
- GAMES MISSED**
- James Johnson1
 - D'Erryl Williams1
 - TOTAL**2
- * - conference game. ^ - conference tournament game.

SAN DIEGO STATE SEASON/CAREER HIGHS

#0 • SKYLAR SPENCER

	Season	Career
Points	12 at San Diego, 12-5-13	12 - two times
Rebounds	6 - two times	11 at USC, 11-25-12
Assists	1 - three times	2 vs. Nevada, 3-23-13
Steals	2 vs. San Diego Christian, 11-20-13	3 vs. New Mexico, 1-26-13
Blocked Shots	4 vs. San Diego Christian, 11-20-13	4 - five times
Minutes	28 at San Diego, 12-5-13	30 at USC, 11-25-12

#2 • XAVIER THAMES

	Season	Career
Points	29 vs. Marquette, 12-1-13	29 vs. Marquette, 12-1-13
Rebounds	5 vs. Arizona, 11-14-13	10 at UCSB, 11-26-11
Assists	4 at San Diego, 12-5-13	11 at San Diego, 12-7-11
Steals	4 vs. UC Riverside, 11-8-13	5 vs. Syracuse, 11-11-12
Blocked Shots		2 - two times
Minutes	36 - two times	41 at UCSB, 11-26-11
10 + Points	6 times	37 times
20 + Points	2 time	5 times

#4 • DAKARAI ALLEN

	Season/Career
Points	8 - two times
Rebounds	3 - two times
Assists	1 - four times
Steals	3 vs. San Diego Christian, 11-20-13
Blocked Shots	1 - two times
Minutes	22 vs. San Diego Christian, 11-20-13

#5 • DWAYNE POLEE II

	Season	Career
Points	14 vs. San Diego Christian, 11-20-13	16 - two times
Rebounds	7 vs. San Diego Christian, 11-20-13	9 vs. Columbia, 11-17-10
Assists	1 at San Diego, 12-5-13	3 vs. Gonzaga, 3-17-11
Steals	3 - two times	3 - three times
Blocked Shots	2 vs. UC Riverside, 11-8-13	3 vs. DePaul, 2-23-11
Minutes	20 vs. San Diego Christian, 11-20-13	31 at Notre Dame, 1-8-11
10 + points	3 times	10 times

#10 • AQEEL QUINN

	Season	Career
Points	6 vs. San Diego Christian, 11-20-13	17 at Pepperdine, 12-10-11
Rebounds	2 vs. College of Charleston, 11-28-13	6 - two times
Assists	5 vs. San Diego Christian, 11-20-13	7 vs. UC Irvine, 2-5-11
Steals	1 - two times	3 vs. Long Beach State, 1-7-12
Blocked Shots		1 - eight times
Minutes	24 vs. San Diego Christian, 11-20-13	36 vs. UC Irvine, 12-29-11
10 + points		8 times

#11 • D'ERRYL WILLIAMS

	Season/Career
Points	2 vs. UC Riverside, 11-8-13
Rebounds	3 vs. UC Riverside, 11-8-13
Assists	2 - two times
Steals	
Blocked Shots	1 vs. College of Charleston, 11-28-13
Minutes	17 vs. College of Charleston, 11-28-13

#12 • JAMES JOHNSON

	Season	Career
Points	4 vs. UC Riverside, 11-8-13	6 - two times
Rebounds	5 vs. UC Riverside, 11-8-13	3 - two times
Assists	1 vs. San Diego Christian, 11-20-13	1 - four times
Steals	2 vs. Arizona, 11-14-13	2 vs. Arizona, 11-14-13
Blocked Shots	1 vs. San Diego Christian, 11-20-13	1 - two times
Minutes	20 vs. San Diego Christian, 11-20-13	20 vs. San Diego Christian, 11-20-13

#13 • WINSTON SHEPARD

	Season	Career
Points	16 vs. Creighton, 11-29-13	18 vs. UNLV, 1-16-13
Rebounds	10 vs. Creighton, 11-29-13	10 vs. Creighton, 11-29-13
Assists	5 vs. UC Riverside, 11-8-13	7 at Fresno State, 1-9-13
Steals	2 vs. Creighton, 11-29-13	2 - two times
Blocked Shots	2 vs. Marquette, 12-1-13	3 vs. Boise State, 3-14-13
Minutes	29 - three times	34 at Fresno State, 1-9-13
10 + points	5 times	10 times
Double-Doubles	1 time	1 time

#20 • JJ O'BRIEN

	Season	Career
Points	19 vs. Arizona, 11-14-13	19 vs. Arizona, 11-14-13
Rebounds	7 vs. Creighton, 11-29-13	11 - three times
Assists	3 - two times	7 vs. Nevada, 3-23-13
Steals	1 - three times	4 vs. San Diego, 12-15-12
Blocked Shots	2 at San Diego, 12-5-13	3 vs. UNLV, 3-5-11
Minutes	36 vs. Arizona, 11-14-13	38 - four times
10 + points	4 times	22 times
Double-Double		4 times

#22 • JOSH DAVIS

	Season	Career
Points	15 vs. San Diego Christian, 11-20-13	27 at Georgia Tech, 11-9-12
Rebounds	15 at San Diego, 12-5-13	17 at Bradley, 3-23-13
Assists	3 vs. UC Riverside, 11-8-13	8 vs. Tulsa, 1-19-13
Steals	2 - two times	3 - four times
Blocked Shots	1 - four times	6 vs. UCF, 1-30-13
Minutes	35 at San Diego, 12-5-13	42 at UTEP, 2-11-12
10 + points	3 time	55 times
20 + points		14 times
Double-Double	2 times	34 times

#24 • RYAN STATEN

	Season	Career
Points	2 vs. UC Riverside, 11-8-13	3 vs. San Diego Christian, 1-5-12
Rebounds		1 - two times
Assists		
Steals		1 v - two times
Blocked Shots		
Minutes	3 vs. UC Riverside, 11-8-13	4 vs. San Diego Christian, 1-5-12

#40 • MATT SHRIGLEY

	Season/Career
Points	12 vs. College of Charleston, 11-28-13
Rebounds	1 - four times
Assists	1 - three times
Steals	2 vs. Creighton, 11-29-13
Blocked Shots	
Minutes	21 vs. Creighton, 11-29-13
10 + points	2 times

2013-14 MISCELLANEOUS STATISTICS

San Diego State's Record When...

Category	2013-14 Season	Fisher Era	SDSU Streak	Note
Home	2-1	173-52	Won 1	SDSU is 66-6 in its last 72 home games; Aztecs are 61-1 in last 62 home games vs. unranked teams
Away	1-0	76-99	Won 1	SDSU is 26-11 in its last 37 road games; Aztecs are 29-6 in last 35 road games vs. non-top 25 teams
Neutral	3-0	38-21	Won 3	Aztecs have won 18 of the last 25 games at neutral sites
Scoring First	4-0		Won 4	SDSU is 53-12 in its last 65 games in which it has scored first
Opponent Scores First	2-1		Won 2	SDSU is 36-11 in its last 47 games in which the opponent has scored first
Leading at Half	5-0	219-42	Won 5	SDSU is 39-2 in its last 41 games when ahead at halftime. Losses during that time: at UNLV (2-16-13), vs. FGCU (3-24-13)
Trailing at Half	0-1	53-125	Last 1	SDSU is 15-16 since the beginning of the 2010-11 season when trailing at halftime
Tied at Half	1-0	15-5	Won 1	SDSU is 6-2 in last eight games that have been tied at half
Leading with 5:00 Left	6-0		Won 98	SDSU is 86-0 in this category since the beginning of the 2010-11 campaign
Trailing with 5:00 Left	0-1		Last 6	SDSU is 2-13 in its last 15 when trailing with 5:00 left; Last wins: vs. Wyoming (2-22-12) and vs. Boise State (2-6-13)
Tied with 5:00 Left	0-0		Last 4	Creighton (11-30-11), at Air Force (2-18-12), vs. Arizona (12-25-12), at CSU (2-13-13) are games that were tied w/5 mins. to play
In Overtime	0-0	16-13	Won 6	SDSU is 15-1 in its last 16 overtime games. Last loss: at No. 15/23 New Mexico (2-6-10)
SDSU Outrebounds Opp.	6-0	211-70	Won 6	SDSU is 68-10 in its last 78 games when outrebounding. Last loss: vs. Florida Gulf Coast (3-24-13)
SDSU is Outrebounded	0-1	70-97	Last 5	SDSU is 19-12 in its last 31 games when outrebounded
Opp. Commits More TOs	4-1	166-58	Won 3	SDSU is 45-11 in its last 56 when committing fewer turnovers. Last loss: vs. No. 6/5 Arizona (11-14-13)
SDSU Commits More TOs	1-0	103-102	Won 1	SDSU is 35-10 in its last 45 games when committing more turnovers
SDSU More FT Attempts	5-1	209-60	Won 4	SDSU is 64-10 in its last 74 games in the category. Last loss: vs. No. 6/5 Arizona (11-14-13)
Opp. More FT Attempts	1-0	69-109	Won 1	SDSU is 22-13 in its last 35 games in this category
SDSU Shoots Better than Opp.	3-0	233-35	Won 15	SDSU is 85-2 in last 86 when outshooting the opponent. Losses during that stretch: at No. 14/16 UNLV (2-11-12), vs. No. 3/3 Arizona (12-25-12)
Opp. Shoots Better than SDSU	3-1	49-134	Won 3	SDSU is 13-20 since the beginning of the 2010-11 season when the opponent has a higher FG pct.
SDSU Shoots 50% or Better	2-0	111-14	Won 40	SDSU has won 40 straight games when shooting 50 percent or better from the field
SDSU Shoots 40-50%	2-0	139-75	Won 2	SDSU is 40-7 in its last 47 and 16-2 in last 18 in this category. Losses during stretch: at AFA (2-2-13), vs. FGCU (3-24-13)
SDSU Shoots 40% or Less	2-1	37-83	Won 2	SDSU is 14-16 in last 30 games when shooting less than 40 percent
Opp. Shoots 50% or Better	0-0	20-55	Last 4	SDSU has allowed just four teams in the last 85 games to shoot 50 percent from the field
Opp. Shoots 40-50%	3-1	121-99	Won 3	Last loss: vs. No. 6/5 Arizona (11-14-13)
Opp. Shoots 40% or Less	3-0	146-18	Won 5	SDSU is 57-5 in last 62 games when the opponent shoots less than 40 pct. Last loss: at Boise State (3-9-13)
SDSU Bench Outscores Opp.	4-0	148-68	Won 4	SDSU is 50-8 in this category since the beginning of the 2010-11 season; Aztecs are 18-4 in last 22 games
Opp. Bench Outscores SDSU	2-1	132-95	Won 2	SDSU is 36-13 in this category since the beginning of the 2010-11 season
SDSU Scores Less Than 60	0-0	24-56	Last 1	SDSU is 10-6 in its last 16 games when scoring less than 60 points; Last win: vs. Air Force (3-6-13)
SDSU Scores Between 60-69	2-1	78-74	Won 2	SDSU is 24-13 in its last 37 games when scoring between 60-69 points. Last loss: vs. Arizona (11-14-13)
SDSU Scores Between 70-79	2-0	105-24	Won 2	The Aztecs are 46-3 in its last 49 games when scoring between 70-79 points. Last loss: vs. FGCU (3-24-13)
SDSU Scores Between 80-89	1-0	63-16	Won 8	SDSU is 15-2 in its last 17 games when scoring between 80-89 points
SDSU Scores Between 90-99	1-0	16-2	Won 11	The Aztecs have won 11 straight games and are 16-2 under Steve Fisher in this category
SDSU Scores 100+	0-0	1-0	Won 24	The Aztecs have won 24 straight games when reaching triple digits
Opp. Scores Less Than 60	4-0	136-12	Won 10	SDSU is 63-2 in the category in last 65 games; Those losses: at Air Force (2-18-12), at Wyoming (1-19-13)
Opp. Scores Between 60-69	1-1	90-44	Won 1	SDSU is 22-8 in the category since the start of 2010-11. Last loss: vs. No. 6/5 Arizona (11-14-13)
Opp. Scores Between 70-79	0-0	55-61	Last 1	SDSU is 12-9 in its last 21 games when allowing between 70-79 points
Opp. Scores Between 80-89	1-0	5-38	Won 1	SDSU is 1-4 since the beginning of the 2010-11 season in this category.
Opp. Scores Between 90-99	0-0	1-14	Won 1	SDSU snapped a 24-game losing streak in the category by winning at TCU (3-3-12)
Opp. Scores 100+	0-0	0-3	Last 9	
Wearing Black	1-0		Won 1	SDSU is 18-10 in its last 28 games in the black uniforms; Last worn: vs. No. 15/14 New Mexico (3-15-13)
Wearing Red	1-0		Won 1	Aztecs are 10-3 in their last 13 when wearing red since the start of 2010-11; Last worn: vs. No. 20/18 Creighton (11-29-13)
Wearing White	4-1		Won 3	SDSU is 58-8 in white uniforms since the beginning of the 2010-11 season
Wearing Camouflage	0-0	0-1	Last 1	SDSU lost to No. 9/9 Syracuse (11-11-12)
Wearing Pewter Gray	0-0	3-1	Won 2	Uniforms made their debut vs. San Diego (12-15-12); also worn against UNLV (1-16-13), Fresno State (2-9-13), Boise State (3-13-13)
On Monday	0-0		Won 5	Aztecs are 4-0 on Monday since the beginning of 2010-11
On Tuesday	0-0		Won 1	SDSU is 15-2 in its last 17 games played on Tuesday. Last loss: vs. No. 3/3 Arizona (12-25-12)
On Wednesday	1-0		Won 3	SDSU is 22-6 in its last 28 games played on Wednesday
On Thursday	2-1		Won 2	Aztecs played just 11 Thursday games since the start of the 2010-11 season
On Friday	2-0		Won 3	SDSU is 14-2 in its last 16 games played on the day
On Saturday	0-0		Last 1	SDSU is 30-9 in its last 39 games played on Saturday
On Sunday	1-0		Won 1	The Aztecs have played only eight Sunday games since the beginning of the 2010-11 campaign (6-2)
In November	4-1		Won 3	SDSU is 21-4 in November since the beginning of the 2010-11 campaign
In December	2-0		Won 2	The Aztecs are 26-1 in their last 27 games played in December. Last loss: vs. No. 3/3 Arizona (12-25-12)
In January	0-0		Won 2	SDSU is 18-4 in last 22 January games
In February	0-0		Last 1	SDSU is 7-4 in its last 11 games played during the month
In March	0-0		Last 1	The Aztecs are 24-9 in their last 33 March games