

AZTEC BASKETBALL

Seven-Time Mountain West Champions | Back-To-Back MW Regular-Season Champions | Two-Time Defending MW Tournament Champions

NEW MEXICO (26-6) vs. [18/21] SAN DIEGO STATE (26-6)

March 10 | Thomas & Mack Center (18,776) | Las Vegas, Nev. | 4 p.m. PT



(1) SAN DIEGO STATE

Record: 26-6 (10-4 MW)
Head Coach: Steve Fisher
13th year at SDSU (258-158)

TOP PERFORMERS

Scoring **Jamaal Franklin** - 17.3
Rebounding **Jamaal Franklin** - 7.8
Assists **Xavier Thames** - 4.2



(2) NEW MEXICO

Record: 26-6 (10-4 MW)
Head Coach: Steve Alford
5th year at UNM (124-45)

TOP PERFORMERS

Scoring **Drew Gordon** - 13.4
Rebounding **Drew Gordon** - 10.9
Assists **Kendall Williams** - 4.1

2011-12 SDSU BASKETBALL SCHEDULE

Date	Opponent (TV)	Time/Result
Nov. 11	#Bryant	W, 75-63
Nov. 12	#Southern Utah	W, 70-37
Nov. 13	#UC Davis	W, 89-74
Nov. 15	at [11/12] Baylor (ESPN)	L, 77-67
Nov. 17	USC (The Mtn., 4SD)	W, 56-54
Nov. 19	[rv/rv] Long Beach St. (4SD)	ot-W, 77-73
Nov. 23	at [23/23] Arizona (FS Ariz. Plus)	W, 61-57
Nov. 26	at UC Santa Barbara	ot-W, 76-75
Nov. 30	[rv/22] Creighton (The Mtn., 4SD)	L, 85-83
Dec. 4	[24/23] California (The Mtn., 4SD)	W, 64-63
Dec. 7	at San Diego (4SD)	W, 74-62
Dec. 19	UC Riverside (4SD)	W, 80-55
Dec. 22	Elon	W, 81-55
Dec. 30	Redlands	W, 94-43
Jan. 5	San Diego Christian	W, 83-52
Jan. 10	Chicago St. (4SD, The Mtn.)	W, 73-65
Jan. 14	*[12/12] UNLV (NBC SN)	W, 69-67
Jan. 18	*at [rv/rv] New Mexico (CBS SN, 4SD)	W, 75-70
Jan. 21	*Air Force (The Mtn., 4SD)	W, 57-44
Jan. 24	*at Wyoming (The Mtn., 4SD)	W, 52-42
Jan. 28	*at Colorado St. (NBC SN)	L, 77-60
Feb. 1	*Boise St. (CBS SN, 4SD)	W, 58-56
Feb. 4	*TCU (The Mtn., 4SD)	W, 83-73
Feb. 11	*at [14/16] UNLV (NBC SN)	L, 65-63
Feb. 15	*[rv/rv] New Mexico (CBS SN, 4SD)	L, 77-67
Feb. 18	*at Air Force (NBC SN)	L, 58-56
Feb. 22	*Wyoming (The Mtn., 4SD)	ot-W, 67-58
Feb. 25	*Colorado St. (The Mtn., 4SD)	W, 74-66
Feb. 29	*at Boise St. (The Mtn., 4SD)	W, 66-53
March 3	*at TCU (The Mtn., 4SD)	ot-W, 98-92
March 8	+vs. (8) Boise St. (The Mtn., 4SD)	W, 65-62
March 9	+vs. (4) Colorado St. (CBS SN, 4SD)	W, 79-89
March 10	+vs. (2) New Mexico (NBC SN)	4 p.m. PT

- Basketball Travelers Classic (Viejas Arena); * - Mountain West game; + - Mountain West Championship (Las Vegas, Nev.)

THE NEW MEXICO GAME

- San Diego State and New Mexico are meeting for the third time this season with each team winning on the road.
- New Mexico owns the all-time series lead, 39-32, but the Aztecs have won four of the last five meetings. Since the start of the 2006 Mountain West Conference campaign, San Diego State is

11-4 vs. the Lobos.

- SDSU and New Mexico have never met in the championship game of the Mountain West tournament. The schools, however, met twice before in the MW Championship with the Lobos winning in 2005 and the Aztecs returning the favor in 2010. Both match-ups were in the semifinals.

Top-Seeded SDSU In Search Of Third Straight MW Tournament Title

- Top-seeded and No. 18/21 San Diego State, winners of a conference-record eight consecutive Mountain West tournament games, looks for its third straight MW tournament title Saturday afternoon as it faces second-seeded New Mexico at 4 p.m. PT inside Thomas & Mack Center.
- SDSU is in position for its third straight MW tournament championship and fifth consecutive Mountain West crown (2010 tournament, 2011 regular season, 2011 tournament, 2012 regular season) after it defeated fourth-seeded Colorado State, 79-69, in the semifinals on Friday. Four players scored in double figures for the Aztecs with MW Player of the Year Jamaal Franklin leading the way with 19 points. Chase Tapley, meanwhile, added 17 points and a game-high six assists.
- The Aztecs are making their league-record fourth straight appearance, and sixth overall, in the Mountain West tournament title game. San Diego State won the tournament championship in 2002, 2006, 2010 and 2011. The four tournament crowns are a Mountain West record.
- San Diego State is one of only seven teams nationally to have won 25 or more games in four consecutive seasons (2008-09 through 2011-12). The list is as follows: Brigham Young, Duke, Gonzaga, Kansas, Saint Mary's, Syracuse and SDSU.
- For the first time in the 13-year history of the MW, a team has won four straight men's basketball titles (counts regular-season and tournaments). SDSU joins Kansas and Ohio State as the only teams to win regular-season titles in 2010-11 and 2011-12 and conference tournament championships in 2010 and 2011.
- Despite losing four starters off last season's team and not being selected to make the NCAA Tournament field by any preseason magazine, San Diego State has already posted its program-best seventh consecutive 20-win campaign and a school-record fourth-straight 25-win season. National Coach of the Year candidate and MW Coach of the Year **Steve Fisher** has the Aztecs on the verge of a third straight NCAA appearance despite not being picked to finish higher than third place in the MW by any preseason publication.

ON THE AIR

TELEVISION

- NBC Sports Network HD
- Ted Robinson (PxP), Blaine Fowler (analysis)

RADIO

- KOGO 95.7 FM & AM 600
- Ted Leitner (PxP)

SAN DIEGO STATE AZTECS

No.	Name (Career G/GS)	Pos.	Ht.	Wt.	Cl.	PPG	RPG	Misc.	Note	◆ - Probable Starter
0	Alec Williams (43/4)	F	6-7	245	So.	4.0	2.1	79.2 FT	Made 15 straight free throws; Only two turnovers in his last seven games	
2	◆ Xavier Thames (60/32)	G	6-3	195	So.	10.5	3.3	4.2 app	Made 66 of last 70 FTA; CH 22 pts. at UNM; 11 pts., CH 11 ast. at USD	
3	LaBradford Franklin (48/1)	G	6-2	175	So.	3.0	1.5	86.1 FT	Ast. in 19 of 20 gms.; 12+ mins. in 11 of 14 gms.; Made 21 of 22 FTA	
5	Garrett Green (119/34)	C	6-11	240	Sr.	6.0	4.6	58.8 FG	Transfer from LSU; 7 double-figure scoring games; 10 vs. CSU (MW SF)	
10	◆ Tim Shelton (107/46)	F	6-7	240	Sr.	5.4	4.8	1.7 app	10+ pts. in 4 of last 8 gms.; 6 charges at No. 23 Ariz.; 31 charges this yr.	
11	◆ James Rahon (98/51)	G	6-5	210	Jr.	9.1	2.8	31.9 mpg	5 gms. w/4+ 3FGM; 12 gms. w/10+ pts.; 22 pts. vs. UNLV; 14 vs. CSU	
21	◆ Jamaal Franklin (52/20)	G	6-5	195	So.	17.3	7.8	79.8 FT	DD 10 of last 16 games; 31 pts., CH 16 rebs. vs. CSU, 35 pts. at TCU	
22	◆ Chase Tapley (99/80)	G	6-3	195	Jr.	15.4	4.2	42.6 3FG	24 of last 26 gms. w/10+ pts.; 12 gms. w/3+ 3FGM; 18 stl. last 11 gms.	
23	DeShawn Stephens (32/3)	G	6-8	215	Jr.	5.3	4.9	60.8 FG	Started 3 games; Made 25 of last 41 FGA; 4 double-digit scoring gms.	
24	Ryan Staten (2/0)	G	6-1	175	Fr.	1.5	0.5	5 MP	Walk-on from Piedmont HS in Piedmont, Calif.; 2 GP (SD Christian, TCU)	
25	Narbeh Ebrahimian (8/0)	G	6-3	198	Jr.	0.9	1.3	59 MP	Walk-on from Glendale CC; CH 6 rebs. in CH 23 mins. vs. Redlands	
33	Jeremy Castleberry (5/0)	G	5-10	198	So.	1.0	0.2	14 MP	Walk-on from MLK HS in Riverside, Calif.; 3 pts. vs. Redlands	
40	Aaron Douglas (2/0)	G	6-1	190	Jr.	0.5	0.0	6 MP	Walk-on from Cuyamaca College in San Diego; 2 GP (SD Christian, TCU)	

Head Coach: Steve Fisher (Illinois State, 1967) • 442-240 (21st full season overall) • 258-158 (13th season at SDSU)

Associate Head Coach/Head Coach In Waiting: Brian Dutcher (Minnesota, 1982) **Assistant Coaches:** Mark Fisher (Michigan, 2001), Tony Bland (San Diego State, 2009)

Director of Operations: Matt Soria (San Diego State, 2002) **Director of Player Development:** David Velasquez (San Diego State, 2007) **Athletic Trainer:** Tom Abdenour (Wayne State, 1976) **Strength and Conditioning:** Randy Shelton (San Diego State, 2000)

#18/21 SDSU Aztecs

2011-12 Record: 26-6; 10-4 MW
2-Time Defending MW Champs, 2011 NCAA Sweet 16

- The Aztecs have won at least 20 games in a school-record seven straight seasons and 25 or more in four consecutive seasons.
- San Diego State has advanced to postseason play each of the last six seasons (2006 NCAA, 2007-09 NIT, 2010-11 NCAA).

- Trends:**
- SDSU is third nationally in winning percentage since the beginning of the 2010-11 season, trailing only Kansas and Ohio State.
 - SDSU has won the last four MW titles ('10 tourney, '11 regular season, '11 tourney, '12 regular season).

Number	Name	Position	Height	Weight	Year	High School	PPG	RPG	APG	FG	3FG	FT	Notes
0	Alec Williams	Forward	6-7	245	Jr.-2L	San Juan Capistrano, Calif. (JSerra Catholic HS)	11-12: 4.0 MW: 2.0 Career Highs: Points: 11 vs. Pomona-Pitzer (12-31-09) Rebounds: 8 vs. SD Christian (1-5-12) Assists: 2 vs. UCR (12-19-11)	4.0 1.0 0.0 25.0 0/2 100.0	2.1 0.0 0.0	44.8 27.8 79.2			Played in six of last 15 games and 21 of 32 contests this season... Made 20 of last 38 FGA (52.6 pct)... 6 pts. in 8 mins. vs. Boise State (2-1-12)... Has at least one rebound in 11 of last 12 gms played... Had 3 straight games with 10+ pts. earlier this season... Made last 15 FTA... Made 1st career start in the season opener vs. Bryant (11-11-11).
2	Xavier Thames	Guard	6-3	1195	So.-TR	Sacramento, Calif. (Washington State)	11-12: 10.5 MW: 9.6 Career Highs: Points: 22 at New Mexico (1-18-12) Rebounds: 10 at UCSB (11-26-11) Assists: 11 at San Diego (12-7-11)	10.5 3.3 4.2 41.3 32.7 83.1	3.3 2.6 3.4 40.9 30.0 90.7	41.3 32.7 83.1			Team leader in ast... 6 or more ast. 10 times... Made 66 of last 70 FTs (94.3 pct)... 320+ scoring gms. and 13 10+ scoring gms. this season, including 4 of last 5 games w/10+ pts... Has 9 or more points in 7 of last 8 games... GW lay-up w/1.8 sec. left vs. USC... 11 pts., CH 11 ast. at USD... Missed 3 gms. (MCL) before returning vs. Chicago St.
3	LaBradford Franklin	Guard	6-2	175	So.-1L	Temecula, Calif. (Great Oak HS)	11-12: 3.0 MW: 2.3 Career Highs: Points: 13 vs. UC Davis (11-13-11) Rebounds: 5 vs. Redlands (12-30-11) Assists: 6 vs. SDCC (11-26-10)	3.0 1.5 1.7 39.4 20.0 86.1	1.5 1.9 26.7 16.7 92.3	39.4 20.0 86.1			Played in 31 of 32 games this season... Made 21 of last 22 FTA... 14 assists in last 6 gms... Has an assist in 20 of last 21 gms. and is averaging 5.9 assists per 40 mins. in that span... His last 20 gms.: 58 pts., 36 rebs., 40 asts... Avg. 2.0 ast. in his last 20 games... One TO or less in 12 of last 17 gms... Played in 12 or more minutes in 11 of last 15 games... Made 5th 3FG of season vs. CSU.
5	Garrett Green	Forward	6-11	240	Sr.-TR	Woodland Hills, Calif. (LSU)	11-12: 6.0 MW: 4.7 Career Highs: Points: 18 at Auburn (1-8-11) Rebounds: 13 vs. Wichita St. (12-18-10) Assists: 3 - three times	6.0 4.6 0.6 58.8 1/4 48.7	2.9 0.3 63.6 0/1 45.5	58.8 1/4 48.7			One of three Aztecs to play in every game this season... Made 11 of last 14 FGA... Has 3 career double-doubles... 16 career 10+ scoring games... Played in 65 straight games... Started 17 gms. this season... Shot better than 50 pct. from the field in 12 of the last 18 gms. he has a FGA... Has 193 points on 131 field goal attempts this season... 14 pts. (6-6 FG) vs. Wyoming.
10	Tim Shelton	Forward	6-7	240	Sr.-3L	Fresno, Calif. (Clovis West HS)	11-12: 5.4 MW: 6.8 Career Highs: Points: 17 - two times Rebounds: 12 vs. UNLV (3-7-09) Assists: 4 - six times	5.4 4.8 1.7 49.6 14.3 63.0	4.8 1.9 58.1 1/3 59.5	49.6 14.3 63.0			Started all 14 MW gms... Scored 10 or more pts. in 4 of last 8 gms. (8.8 ppg)... Made 36 of last 62 FGA (58.1 pct)... Scored more pts. this yr. than either of his last 2... Taken 31 charges this yr... 5.4 rpg in last 16 gms... 32 asts. in last 18 gms... 48 ast. 29 TOs this yr... Took 6 charges, had 6 pts., 6 rebs. at No. 23/23 Arizona... 13 pts., 11 rebs. at AFA... A 5th-yr. senior who is in grad school.
11	James Rahon	Guard	6-5	210	Jr.-1L	San Diego, Calif. (Santa Clara)	11-12: 9.1 MW: 8.2 Career Highs: Points: 25 - two times Rebounds: 7 at Baylor (11-15-11) Assists: 5 - two times	9.1 2.8 0.8 41.7 33.6 59.5	2.8 0.8 40.9 35.8 54.5	41.7 33.6 59.5			Has a 3FG in 19 of his last 23 games w/a 3FGA... Scored in 35 straight gms... One TO or less in 11 of last 12 games... Multiple 3FG eight times this season... Played 32 or more minutes in 7 of last 10 gms... 151 career 3FGM... 41 career 10+ scoring gms... Missed the first 3 games due to injured left foot... Returned and started at Baylor.
21	Jamaal Franklin	Guard	6-5	195	So.-1L	Hawthorne, Calif. (Westwind Prep International)	11-12: 17.3 MW: 19.5 Career Highs: Points: 35 at TCU (3-3-12) Rebounds: 16 vs. Colo. St. (2-25-12) Assists: 5 - three times	17.3 7.8 1.5 43.4 31.9 79.8	7.8 1.5 46.3 28.8 86.6	43.4 31.9 79.8			1st in MW in scoring, 4th in rebs., 3x MW POW this season... 24.4 ppg last 5 gms... Started his last 20 gms... Only guard in the nation to record a 30-15 game this season... 11 double-doubles this yr., including DD in 8 of last 13 gms... Double-figure scoring in 27 games this yr., including CH 19 straight... 150 rebounds in last 16 gms. (9.4 rpg)... GW shot vs. UNLV and Boise State.
22	Chase Tapley	Guard	6-3	195	Jr.-2L	Sacramento, Calif. (Sacramento HS)	11-12: 15.4 MW: 12.8 Career Highs: Points: 28 at Baylor (11-15-11) Rebounds: 11 vs. Bryant (11-11-11) Assists: 9 vs. Pomona-Pitzer (12-31-09)	15.4 4.2 2.3 45.6 42.6 73.4	4.2 1.7 36.9 31.8 81.3	45.6 42.6 73.4			3rd in MW in steals, 4th in scoring, 2x MW POW this season... 1,035 career pts... 55 career 10+ pt. efforts, including 24 of 26... Made 19 of last 45 FGA (42.2 pct)... 21 career TO-free gms. and 60 gms. with one TO or less... Multiple treys in 17 of last 26 gms... 52 3FGM in last 26 gms... 26 steals in last 16 gms... 20 pts., CH 11 rebs. vs. Bryant... CH 28 pts. (8-10 3FG) at Baylor.
23	DeShawn Stephens	Forward	6-8	215	Jr.-JC	Los Angeles, Calif. (Santa Monica College)	11-12: 5.3 MW: 4.3 Career Highs: Points: 18 vs. SD Christian (1-5-12) Rebounds: 9 - eight times Assists: 2 vs. LBSU (11-19-11)	5.3 4.9 0.3 60.8 0/0 40.0	3.6 0.2 59.5 0/0 50.0	60.8 0/0 50.0			Came off the bench in 14 MW gms... 3rd on team in rebounding... Team-best 60.8 pct. shooting... CH 18 pts. vs. SD Christian... Made 52 of last 82 FGA (63.4 pct)... Made 16 of last 32 FTA (50.0 pct.) after going 8-for-28 from line... 16 offensive rebounds in last 7 gms... Avg. 18.7 mins... 16 pts., 9 reb. at USD... DNP HS hoops & was cut during tryouts his senior year.
25	Narbeh Ebrahimian	Guard	6-3	198	Jr.-JC	Glendale, Calif. (Glendale Community College)	11-12: 0.9 MW: 0.0 Career Highs: Points: 4 vs. SD Christian (1-5-12) Rebounds: 6 vs. Redlands (12-30-11) Assists: 2 vs. Elon (12-22-11)	0.9 1.3 0.4 25.0 0/5 1/3	0.3 0.0 0/1 0/1 0/0	25.0 0/5 1/3			Walk-on guard... Played 2 seasons of JC ball at Glendale Community College in Glendale, Calif... Played in 8 gms... First suited up vs. California... Saw his first action vs. UCR and played in four straight gms. after... Played 11 mins; finished with 2 ast., 1 reb. vs. Elon... 2 pts., CH 6 rebs., CH 23 min. vs. Redlands... Scored CH 4 pts. vs. San Diego Christian.
33	Jeremy Castleberry	Guard	5-10	198	So.-HS	Upper Marlboro, Md. (Martin Luther King HS)	11-12: 1.0 MW: 0.0 Career Highs: Points: 3 vs. Redlands (12-30-11) Rebounds: 1 vs. Redlands (12-30-11) Assists: --	1.0 0.2 0.0 2/6 1/5 0/0	0.0 0.0 0/1 0/1 0/0	2/6 1/5 0/0			Walk-on guard... Attended Martin Luther King High in Riverside, Calif... A HS teammate of former SDSU All-American forward and 1st-round NBA Draft pick Kawhi Leonard... Saw action in both exhibition games... 5 min. vs. Southern Utah... 1 min. vs. UC Riverside... 2 pts., 2 mins. vs. Elon... 3 pts., 1 reb., 5 mins. vs. Redlands.

Steve Fisher
Two-Time and Reigning National Coach of the Year
2012 and 2011 Mountain West Co-Coach of the Year

- Is currently the longest tenured men's basketball head coach in the Mountain West. He is the only head coach to lead a program in the history of the MW.
- Has guided San Diego State to seven Mountain West championships, including four straight.
- Has led San Diego State to three Mountain West regular season titles and four conference tournament crowns.
- Is the second winningest head coach in San Diego State history.
- Has 257 victories at San Diego State.

red indicates projected starter, black indicates reserve

SDSU SCHEDULE/RESULTS

Date	Opponent (Television)	Time/Result	Note
Basketball Travelers Classic (Viejas Arena; San Diego, Calif.)			
N.11	Bryant	W, 75-63	▶ Tapley: 20 points, 11 rebounds, 6 assists, 3 steals; Green: 14 points, 11 rebounds
N.12	Southern Utah	W, 70-37	▶ Four players score in double figures; 37 points allowed the second-fewest in Viejas history
N.13	UC Davis	W, 89-74	▶ J. Franklin: 31 points in 27 minutes; Tapley: 23 points, career-high seven steals
N.15	at [11/12] Baylor (ESPN)	L, 77-67	▶ Four players score in double figures; Tapley: game-high 28 points (8-10 3FG)
N.17	USC (The Mtn., 4SD)	W, 56-54	▶ Thames goes length of the court, makes game-winning lay-up with 1.8 seconds left
N.19	[rv/rv] Long Beach St. (4SD)	ot-W, 77-73	▶ SDSU rallies in second half, LBSU forces OT w/2 late FTs; J. Franklin: 21 pts., Rahon: 20 pts.
N.23	at [23/23] Arizona (FS Arizona Plus, 4SD)	W, 61-57	▶ Aztecs win for just second time in Tucson; SDSU is 8-for-12 from three; Tapley: 17 pts.
N.26	at UC Santa Barbara	ot-W, 76-75	▶ Aztecs rally from eight down with 6:38 to play to win; Thames: 20 pts., 10 rebs., 6 ast., 1 TO
N.30	[rv/22] Creighton (The Mtn., 4SD)	L, 85-83	▶ SDSU fails to hold 17-point first-half lead, 4-point halftime lead; Thames: 21 pts., 6 ast.
D.4	[24/23] California (The Mtn., 4SD)	W, 64-63	▶ San Diego State closes first half on 8-0 run to break game open; Tapley: 25 pts., 5 rebs., 3 stl.
D.7	at San Diego (4SD)	W, 74-62	▶ Aztecs rally from 12-pt. first-half deficit; Tapley: 23 pts.; Thames: 11 pts., career-high 11 ast.
D.19	UC Riverside (4SD)	W, 80-55	▶ Nine of 10 players score; Rahon: 19 points (5-8 3FG); Tapley: 17 points; J. Franklin: 5 assists
D.22	Elon	W, 81-55	▶ Four players score in double figures; J. Franklin: 19 pts.; SDSU: 44-16 points in the paint
D.30	Redlands	W, 94-43	▶ 51-pt. win is largest in Fisher era; J. Franklin: 26 pts., 10 rebs., 5 ast., 3 blk., 6 stl.
J.5	San Diego Christian	W, 83-52	▶ Stephens: 18 pts. (6-8 FT), 8 rebs.; Green: 14 pts. (10-14 FT); 5 players in double figures
J.10	Chicago St. (4SD, The Mtn.)	W, 73-65	▶ Aztecs rally from seven-point second-half deficit; Tapley: 24 pts.; J. Franklin: 16 pts., 10 rebs.
J.14	*[12/12] UNLV (NBC SN)	W, 69-67	▶ J. Franklin hits game-winning lay-up with 0.3, finishes with 24 pts., 10 rebs.; Rahon: 22 pts.
J.18	*at [rv/rv] New Mexico (CBS SN, 4SD)	W, 75-70	▶ Thames: career-high 22 pts.; SDSU improves to 5-2 in last seven games at The Pit
J.21	*Air Force (The Mtn., 4SD)	W, 57-44	▶ SDSU limits AFA to 1-for-18 from 3FG distance; Tapley: 16 pts.; J. Franklin: 14 pts., 10 rebs.
J.24	*at Wyoming (The Mtn., 4SD)	W, 52-42	▶ Aztecs arrive in Laramie 7 hrs. before tip due to weather; J. Franklin: 12 pts., CH 11 rebs.
J.28	*at Colorado St. (NBC SN)	L, 77-60	▶ SDSU shoots 31.3 percent from field, allows CSU to shoot 49.0 from field, 46.2 from line
F.1	*Boise St. (CBS SN, 4SD)	W, 58-56	▶ SDSU rallies from 12-point 2nd-half deficit thanks to 16-2 run; BSU misses 3 to win at buzzer
F.4	*TCU (The Mtn., 4SD)	W, 83-73	▶ Aztecs shoot 50.8 percent from the field; Withstand 50.0-percent three-point shooting by TCU
F.11	*at [14/16] UNLV (NBC SN)	L, 65-63	▶ SDSU rallies from 13 down in the 2nd half, take 1-point lead with 85 seconds to go, can't win
F.15	*[rv/rv] New Mexico (CBS SN, 4SD)	L, 77-67	▶ SDSU cannot overcome 10-for-19 three-point performance by New Mexico
F.18	*at Air Force (NBC SN)	L, 52-42	▶ SDSU plays w/o J. Franklin (ankle), loses Green (ankle); SDSU misses 3FGA at buzzer
F.22	*Wyoming (The Mtn., 4SD)	W, 67-58	▶ Green goes 6-for-6 from the field, 14 points; SDSU outscores Wyoming, 12-3, in overtime
F.25	*Colorado St. (The Mtn., 4SD)	W, 74-66	▶ J. Franklin goes for a career-high 31 pts., 16 rebs.; SDSU rallies from 4-point halftime deficit
F.29	*at Boise St. (The Mtn., 4SD)	W, 66-53	▶ Four Aztecs scored 10+ points; J. Franklin: 18 pts., 12 rebs., 3 ast. - all game highs
M.3	*at TCU (The Mtn., 4SD)	ot-W, 98-92	▶ J. Franklin: CH 35 pts., 13 rebs., CH 5 ast.; Tapley: 18 pts.; SDSU outscored TCU, 15-9 in OT
Conoco Mountain West Basketball Championships (Thomas & Mack Center; Las Vegas, Nev.)			
M.8	vs. (8) Boise St. (QF) (The Mtn., 4SD)	W, 65-62	▶ J. Franklin hits three-pointer as time expires; Tapley: 20 pts.; SDSU rallies from nine down
M.9	vs. (4) Colorado St. (SF) (CBS SN, 4SD)	W, 79-69	▶ Four Aztecs scored in double figures; SDSU shoots 48.2 percent from field, commits 7 TOs
M.10	vs. (2) New Mexico (CH) (NBC SN)	4 p.m. PT	▶ Aztecs in search of third straight MW Championship title and fifth overall

* - Indicates Mountain West game.

Quick Hits - Overall

- The Aztecs have held an AP Top-25 ranking in 30 of the last 37 polls. SDSU has been ranked in the USA Today/ESPN Coaches' Poll in 27 of the last 37 rankings.
- SDSU is 60-9 since the beginning of the 2010-11 season. That record is the third-best record among all Division I programs. A top-10 list is located on page 4.
- San Diego State has won 66 of its last 69 games against foes not ranked the USA Today/ESPN Coaches' Top-25 Poll. The Aztecs owned the longest streak in the nation at 58 until it lost at Colorado State.
- SDSU is one of only two Mountain West programs to be ranked the last two seasons.
- San Diego State was 10-73 in its first 83 games vs. AP Top-25 teams, but is 11-12 in its last 23.
- SDSU is 6-3 in its last nine vs. AP-ranked teams at home and 4-5 in its last nine at road/neutral sites.
- Since the start of the 2005-06 season, San Diego State is 177-61, has made six straight postseason appearances (2006 NCAA, 2007 NIT, 2008 NIT, 2009 NIT, 2010 NCAA, 2011 NCAA) and won 20 or more games seven consecutive times (includes this season).
- San Diego State will have won at least 25 games in four consecutive seasons. Entering today, SDSU is one of seven schools to win 25 or more games from 2008-09 through 2011-12.
- San Diego State owns a 49-7 record as an AP Top-25 team and has a 44-7 record when it is in the Coaches' poll.
- The Aztecs are 46-3 vs. unranked squads when holding a spot in the AP poll. They are 42-3 vs. unranked opponents when they're in the Coaches' poll.
- The Aztecs are 21-5 in their last 26 road games and 29-6 over the last two seasons in road/neutral games.
- San Diego State has won 69 straight games when leading with five minutes to play.

Quick Hits - Mountain West Tournament

- San Diego State has won a conference record eight consecutive Mountain West Conference Tournament games. The Aztecs have won 10 of its last 11 MW tournament games.
- San Diego State advances to the finals for a league-best fourth consecutive season.
- The Aztecs have won four MW Championship titles, which is the most in league history. UNLV ranks second with three.
- The Aztecs have won the last two MW Championship titles and own titles in 2002, 2006, 2010 and 2011.
- San Diego State has been a No. 1 seed just once in MW history (2006). That season, the Aztecs ran the table en route to the championship.
- San Diego State owns an 18-8 all-time record at the MW Championships. The 18 victories are the second-most to only UNLV. The eight losses, meanwhile, are the fewest of the original Mountain West

SAN DIEGO STATE MEDIA RELATIONS

MEDIA RELATIONS OFFICE

Fowler Athletics Center
5302 55th Street
San Diego, CA 92182
■ Office: 619.594.5547
■ Fax: 619.582.6541

MIKE MAY | Associate Athletics Director

■ Coach Fisher Interviews
■ E-Mail: mmay@mail.sdsu.edu
■ Office: 619.594.5547
■ Cell: 619.957.8372

DARIN WONG | Assistant Director

■ Student-Athlete Interviews
■ E-Mail: dwong@mail.sdsu.edu
■ Office: 619.594.5547
■ Cell: 310.489.2378

SOCIAL MEDIA

■ Twitter: @GoAztecs
■ Twitter (Media Only): @AztecsPR
■ Facebook: [facebook.com/goaztecs](https://www.facebook.com/goaztecs)
■ YouTube: [youtube.com/goaztecscom](https://www.youtube.com/goaztecscom)

SDSU-NEW MEXICO SERIES HISTORY

NEW MEXICO LEADS, 39-32

Home: 21-12, Away: 9-25, Neutral: 2-2

Date	Location	Score
J.2.76	San Diego (SA)	W 78-58
D.20.76	Albuquerque	L 104-107
J.25.79	*San Diego (SA)	W 78-72
F.24.79	*Albuquerque	L 78-84
J.19.80	*Albuquerque	L 72-73
F.14.80	*San Diego (SA)	W 76-74
J.30.81	*Albuquerque	L 98-100
M.7.81	*San Diego (SA)	W 92-84
J.14.82	*San Diego (SA)	W 78-62
F.20.82	*Albuquerque	W 86-79
F.3.83	*Albuquerque	W 61-37
M.5.83	*San Diego (SA) (d)	W 77-73
J.14.84	*Albuquerque	W 74-68
F.11.84	*San Diego (SA) (d)	W 61-60
J.18.85	*Albuquerque	L 85-94
F.16.85	*San Diego (SA)	W 99-80
M.8.85	^ N-El Paso, Texas (SF)	W 98-84
J.16.86	*San Diego (SA)	W 71-68
M.1.86	*Albuquerque	ot-L 92-95
J.3.87	*San Diego (SA)	L 84-88
F.14.87	*Albuquerque	L 66-76
J.14.88	*San Diego (SA) (18)	W 64-59
F.12.88	*Albuquerque	L 85-93
J.21.89	*San Diego (SA) (d)	L 76-83
M.2.89	*Albuquerque	L 72-102
J.18.90	*San Diego (SA)	W 78-62
F.24.90	*Albuquerque	L 69-91
J.17.91	*San Diego (SA)	W 52-51
J.24.91	*Albuquerque	L 68-79
J.16.92	*Albuquerque	L 68-90
J.25.92	*San Diego (SA) (d)	L 61-71
J.17.93	*San Diego (PG) (d)	L 52-77
F.20.93	*Albuquerque	L 55-71
J.13.94	*Albuquerque	L 59-72
F.17.94	*San Diego (PG)	L 61-65
M.10.94	^ N-Salt Lake City (QF)	L 46-61
J.9.95	*San Diego (PG)	ot-W 72-69
F.25.95	*Albuquerque	L 42-67
J.8.96	*Albuquerque (25)	L 74-77
F.22.96	*San Diego (SA)	L 78-83
M.7.96	^ Albuquerque (QF)	L 75-94
J.7.99	*Albuquerque (15)	L 60-90
F.8.99	*San Diego (CA) (17)	L 60-85
F.5.00	*San Diego (CA) (d)	L 57-78
F.26.00	*Albuquerque	L 49-78
J.8.01	*San Diego (CA)	L 67-75
F.17.01	*Albuquerque (d)	L 54-72
F.2.02	*Albuquerque	W 78-65
F.28.02	*San Diego (CA)	W 84-71
J.25.03	*Albuquerque	L 62-66
F.24.03	*San Diego (CA)	W 89-73
F.2.04	*San Diego (CA)	W 72-68
F.28.04	*Albuquerque	L 60-72
J.31.05	*Albuquerque	L 71-88
F.26.05	*San Diego (CA)	L 61-78
M.11.05	^ N-Denver (PC) (SF)	L 67-77
J.25.06	*San Diego (CA)	W 75-69
F.25.06	*Albuquerque (d)	W 73-66
J.17.07	*San Diego (CA)	W 73-68
F.20.07	*Albuquerque	ot-W 81-74
J.12.08	*Albuquerque	W 72-67
F.13.08	*San Diego (CA)	L 63-73
J.21.09	*San Diego (CA)	W 81-76
F.21.09	*Albuquerque (d)	L 49-75
J.5.10	*San Diego (VA) (15/14)	W 74-64
F.6.10	*Albuquerque (d) (15/23) (.02.7)	ot-L 86-88
M.12.10	^ N-Las Vegas (SF) (8/8)	W 72-69
J.15.11	*Albuquerque (d)	W 87-77
F.16.11	*San Diego (VA)	W 68-62
J.14.12	*Albuquerque	W 75-70
F.15.12	*San Diego (VA)	L 67-77

Steve Fisher era games in red. * - Conference game, ^ - Conference tournament game, N - Neutral site, SA - San Diego Sports Arena, PG - Peterson Gym, CA - Cox Arena at Aztec Bowl, VA - Viejas Arena at Aztec Bowl, d - Day game, SF - Semifinal game, QF - Quarterfinal game, CH - Championship game, (#/#) - Opponent national rank (AP/Coaches).

membership. TCU, a part of the MW since 2005-06, has six losses. Boise State is participating in its first-ever MW tournament.

- SDSU has won 11 of its last 12 and 13 of its last 16 games in the City of Las Vegas.

- The Aztecs are 9-1 in their last 10 games on the Thomas & Mack Center floor.

Player Tidbits

- **Jamaal Franklin** has 11 double-doubles in his last 18 games played. During this 18-game period, the sophomore is averaging a team-high 19.1 points, 9.2 rebounds, 1.8 assists and 1.0 steals.
- Jamaal Franklin has 11 double-doubles on the season, which ties for the ninth most in SDSU single-season history and second among all sophomores. His 12 career double-doubles puts him in a 14th-place tie in program history.

- With his 31-point, 16-rebound effort vs. Colorado State, Jamaal Franklin became the third Aztec to post a 30-game, 15-rebound game in SDSU's Division I history. It is the fifth occurrence in program history after Michael Cage did it three times and Chris McMurray accomplished the feat once.

- Jamaal Franklin's 31-16 performance vs. the Rams was the first 30-15 effort by a guard in the nation.

- Jamaal Franklin is one of two players in the MW to finish in the top five in scoring and rebounding for all games (17.2 ppg - 1st; 7.9 - 4th) and conference games only (19.5 - 1st; 9.9 - 3rd).

- **Tim Shelton** has taken a team-high 31 charges this season. Over the last eight games, Shelton is averaging 8.8 points (fourth on the team) and 4.9 rebounds (second on the team), while shooting 54.2 percent from the floor. He scored in double figures in three straight games (vs. New Mexico, at Air Force, vs. Wyoming) for the first time since December of 2008. The streak, however, was broken when he scored six against Colorado State on Saturday. He has currently scored in double figures in four of his last eight outings.

- **Chase Tapley**, who finished the season ranked third in steals and fourth in scoring in the Mountain West, has scored in double figures in 24 of his last 26 games and has eight 20-point efforts. Tapley had his 18-game double-figure scoring streak snapped in the home game vs. New Mexico when he was held to seven points. He has also connected on multiple three-pointers in 17 of the last 26 outings and made at least one three-pointer in 29 of his last 31 games. He became the 27th player in school history and the 10th in the Steve Fisher era to record 1,000 points on Thursday against Boise State.

- **Steve Fisher** is the longest tenured head coach in the Mountain West. He has been a head coach in the league since its inception in 1999-2000. He owns 104 regular-season Mountain West Conference victories, 26 more than any other coach in league history (Dave Rose, 78) and nearly double the total of the next highest active coach (Steve Alford, 55).

Series History

Complete series history between SDSU and New Mexico can be found on pages 9-11.

- This is the 72nd meeting between New Mexico and San Diego State with the Lobos owning a 39-32 advantage in the series.

- SDSU has won four of the last five in the series and five of the last seven since 2010.

- Since the 2005-06 campaign, San Diego State has won 11 of the last 15 meetings.

- San Diego State and New Mexico have met on a neutral court four previous times and split the four.

- SDSU and New Mexico have met at the MW Championship twice (2005, 2010). The Aztecs won the last meeting in the 2010 semifinals, 72-69, to advance to the finals vs. Utah.

- The Aztecs are 21-12 all-time vs. New Mexico at home and have won three of the last four meetings.

- SDSU has won five of the last seven meetings and eight of the last 11 games vs. the Lobos at Viejas Arena.

- The last seven meetings between SDSU and UNM at Viejas Arena have been decided by 10 points or less.

- San Diego State is just 9-25 in Albuquerque, but has won five of its last seven visits to The Pit. From 2006-08, the Aztecs won three consecutive times at the venue.

- SDSU's 5-2 record at New Mexico since late 2004-05 is quite remarkable considering New Mexico is 104-12 vs. the rest of the country at The Pit.

- Steve Fisher has guided SDSU to 15 of its 32 all-time wins vs. New Mexico and six of the school's nine victories on Bob King Court.

- The last seven meetings have been decided by 10 points or less; 15 of the last 16 have also had a winning margin of 10 or less.

CHYRON TIME

A look at where San Diego State ranks in a few categories nationally.

BEST FOOTBALL AND MEN'S BASKETBALL WINNING PERCENTAGE SINCE THE BEGINNING OF THE 2010-11 ACADEMIC YEAR (through Wednesday games)

Rk.	Team	W	L	Pct.
1.	San Diego State	75	18	80.6
2.	Ohio State	65	17	79.3
3.	Brigham Young	74	22	77.1
4.	Syracuse	70	21	76.9
5.	Wisconsin	70	22	76.1
6.	North Carolina	71	23	75.5
7.	Temple	67	22	75.3
8.	Missouri	68	23	74.7
9.	Kentucky	70	24	74.5
10.	Southern Miss	66	24	73.3

BEST MEN'S BASKETBALL WINNING PERCENTAGE SINCE THE BEGINNING OF THE 2010-11 SEASON (through Wednesday games)

Rk.	Team	W	L	Pct.
1.	Kansas	61	8	84.4
2.	Ohio State	59	9	86.8
3.	San Diego State	58	9	86.6
4.	Syracuse	57	9	86.4
5.	Kentucky	59	10	85.5
6.	Duke	58	10	85.3
7.	Murray State	53	10	84.1
8.	Belmont	57	12	82.6
9.	North Carolina	56	12	82.4
10.	Harvard	49	11	81.7

2011 vs. 2012

■ At this point in the season last year, San Diego State was 30-2 overall and 14-2 in league play with a No. 7/6 ranking heading into its 33rd game. Despite losing four starters and five seniors from a year ago, the No. 18/21 Aztecs are currently 26-6 and 10-4 in the MW.

Tapley Nets 1,000 Career Points, 200 Career Assists

■ Chase Tapley became the 27th player in San Diego State history to score 1,000 points in a career and 10th player in the Steve Fisher era to accomplish the feat vs. Boise State in the Mountain West quarter-finals. The junior also reached the 200-assist plateau for a career to become the seventh player in school history to log 1,000 career points and 200 career assists.

Jamaal Franklin Joins Select Group

■ Jamaal Franklin finished with 31 points and 16 rebounds vs. Colorado State to become the third player in SDSU's Division I history to post a 30-point, 15-rebound game.
■ Franklin's effort was the school's first since March 1, 1984, when Michael Cage went off for 30 points and 15 boards vs. Wyoming.
■ Franklin's performance is SDSU's fifth-such effort. Cage accomplished the feat three times (Dec. 1, 1982, Feb. 6, 1984, March 1, 1984) and Chris McMurray did it once (Dec. 21, 1971).
■ Franklin is the first guard in the nation to have a 30-15 effort this season. He is the first guard to accomplish the feat since Lehigh's C.J. McCollum did it last season.

Jamaal Franklin Scoring and Rebounding Improvement

■ Jamaal Franklin is among the national leaders in largest scoring and rebounding improvement from last year to this year.
■ Franklin ranks second in scoring improvement behind Jaron Jones of Eastern Kentucky (+14.52). Last year, Franklin averaged 2.91 points and is up to 17.3 to give him a +14.39 point improvement (through games of March 9).
■ Rebounding-wise, Franklin ranks second nationally with a +5.94 improvement over a year ago. He sits behind only Meyers Leonard of Illinois (+6.96) (through games of March 9).

The Second Coming of Kawhi Leonard?

■ Jamaal Franklin has taken a page out of former Aztec and current San Antonio Spur Kawhi Leonard's book.
■ Franklin has created a reputation of being one of the first in the gym and more often than not, the last one out. The results are similar as well.
■ The sophomore did not start his first 10 games played this season, but has started the last 20 outings in which he has played and has seen his numbers look a lot like Leonard's.
■ In his last 20 games, he is averaging 18.5 points and 8.8 rebounds, which both lead the team. He also has 11 double-doubles during that span.
■ A season ago as a sophomore, Leonard averaged 15.5 points and 10.6 rebounds, and had 23 double-doubles. As a freshman and a regular first-time starter (started 33 games), much like Franklin is this season, Leonard averaged 12.7 points and 9.9 rebounds, and posted 17 double-doubles.

Fisher Wins No. 250 at SDSU

■ Steve Fisher pocketed his 250th career victory at San Diego State with his team's win at Wyoming. Fisher is in his 13th season on Montezuma Mesa and trails George Ziegenfuss for the school's all-time lead. Ziegenfuss coached at San Diego State from 1948-69 and was 316-229.

Success at The Pit

■ San Diego State has enjoyed unprecedented success at New Mexico's The Pit. With its win earlier this season, the Aztecs improved to 5-2 in their last seven at the venue. The rest of the country, however, is a combined 12-101 since late in the 2004-05 season inside The Pit.

It's Only One Game

■ It is only one game, but the Aztecs' win over No. 12 UNLV in their Mountain West opener represented the second-highest ranked team San Diego State has defeated at home and the highest-ranked club it has beat at Viejas Arena. SDSU has beaten the seventh-ranked team on three different occasions (BYU in 1988, UTEP in 1984 and Kansas in 1978).

Tough Out

■ San Diego State has had great success over the years inside Viejas Arena. Since 2005-06, the Aztecs are 98-13 (.883) at Viejas, including 45-4 (.918) since the beginning of 2009-10.
■ San Diego State has won 46 of its last 47 against unranked teams at home.
■ The Aztecs have won 25 of their last 26 home games vs. current members of the MW.
■ SDSU has won 33 of its last 34 home games vs. non-league foes.

Among the Nation's Best

■ San Diego State has seen its name associated with the AP Top 25 for the last 37 polls, which is remarkable considering it had never been ranked prior to the 2010-11 campaign.
■ The Aztecs were in all 19 polls a season ago, peaking as high as No. 4 in 2010-11, and have seen their name in every poll this season.
■ SDSU is receiving 441 points in the AP, which is good for 18th, and 165 in the Coaches' poll, which

AZTEC SPECIALTY NUMBERS

SAN DIEGO STATE'S RECORD WHEN...

■ Double-Figure Scoring

Name	11-12	SDSU Career
Chase Tapley	23-5	44-11
James Rahon	9-3	19-4
Jamaal Franklin	22-5	23-5
Tim Shelton	2-2	9-7
Xavier Thames	10-3	10-3
Garrett Green	7-0	7-0
DeShawn Stephens	4-0	4-0
Alec Williams	3-0	4-0
LaBradford Franklin	3-0	3-0

■ Scoring 20-Plus Points

Name	11-12	SDSU Career
Chase Tapley	6-2	7-2
Jamaal Franklin	7-1	7-1
Xavier Thames	2-1	2-1
James Rahon	1-0	1-0

■ Grabbing 10-Plus Rebounds

Name	11-12	SDSU Career
Jamaal Franklin	9-2	10-2
Garrett Green	3-1	3-1
Tim Shelton	0-1	2-2
Chase Tapley	1-0	1-0
Xavier Thames	1-0	1-0

SAN DIEGO STATE SINGLE-GAME LEADERS

■ Scoring

Name	11-12	SDSU Career
Chase Tapley	12	18
Jamaal Franklin	15	15
Xavier Thames	3	3
James Rahon	1	3
Tim Shelton	-	3
Garrett Green	1	1
DeShawn Stephens	1	1

■ Rebounding

Name	11-12	SDSU Career
Jamaal Franklin	16	16
Tim Shelton	4	14
DeShawn Stephens	8	8
Garrett Green	4	4
Chase Tapley	1	3
Xavier Thames	3	3
James Rahon	1	1
Alec Williams	1	1

■ Assists

Name	11-12	SDSU Career
Xavier Thames	20	20
Chase Tapley	6	18
Tim Shelton	4	7
Jamaal Franklin	5	5
LaBradford Franklin	2	3
James Rahon	1	1

POLL TRACKER

SAN DIEGO STATE IN THE TOP-25 POLLS

Week	Associated Press	Coaches
Preseason	T-46th (1)	NA
Nov. 14	T-40th (3)	NA
Nov. 21	34th (12)	T-38th (8)
Nov. 28	29th (66)	32nd (20)
Dec. 5	29th (50)	29th (30)
Dec. 12	27th (59)	30th (26)
Dec. 19	27th (67)	26th (32)
Dec. 26	25th (119)	26th (39)
Jan. 2	24th (196)	25th (60)
Jan. 9	22nd (313)	22nd (131)
Jan. 16	16th (621)	16th (282)
Jan. 23	13th (832)	12th (403)
Jan. 30	17th (566)	17th (264)
Feb. 6	13th (728)	14th (332)
Feb. 13	13th (688)	15th (284)
Feb. 20	24th (176)	25th (76)
Feb. 27	21st (304)	23rd (111)
March 5	18th (441)	21st (165)

puts them in 21st place. The Aztecs jumped three spots in the AP and moved up two spots in the Coaches' from a week ago.

■ San Diego State has been in both major top-25 polls for 10 consecutive weeks.

Charge!

■ Steve Fisher has said the charge is this year's team's blocked shot. To date, Tim Shelton has taken a team-high 31. A complete season total list is located in the statistics section of these game notes.

Franklin Coming Into His Own

■ Jamaal Franklin made his case as one of the top sixth men in the country over the first month and a half of the season. Due to injuries on the team and his performance overall, however, Franklin has started his last 20 games played.

■ As a sixth man, Franklin averaged 14.9 points, 5.8 rebounds and 1.1 steals, all of which ranked second on the team.

■ In 20 games as a starter, Franklin has averaged 18.5 points and 8.8 rebounds, both of which lead the team. He is also averaging 1.9 assists and 0.9 steals. All 11 of his double-doubles this season have come during his time in the starting lineup.

■ Overall, the sophomore is averaging 17.3 points, 7.8 rebounds, 1.5 assists and 1.0 steals in 29.9 minutes. His scoring and rebounding averages rank first on the team, while steals average ranks second.

■ Franklin has scored at least eight points in all but one game this season and has reached the double-figure scoring plateau 26 times. To date, he already has scoring efforts of 35, 31 (twice), 26, 24 (three times) and 21 points this season and has 11 double-doubles.

20-Point Efforts

■ So far this season, San Diego State has received 20 20-point scoring efforts from four different players, which is a lot through 32 games considering last year's 34-3 squad enjoyed 21 such performances by five different Aztecs.

■ The Aztecs had at least one 20-point scorer in a season-long four straight games before the streak was broken vs. UC Riverside. In the game vs. UCR, James Rahon finished with a game-high 19 as did Jamaal Franklin in the very next game vs. Elon.

■ Jamaal Franklin has eight 20-point efforts, Chase Tapley also has eight, Xavier Thames has three, and James Rahon has one.

Winning the Close Ones

■ San Diego State has lived on the edge at times this season as it has played 11 games that have been decided by four points or less, with four going into overtime. Additionally, the Aztecs had one road outing, at San Diego, where they were forced to rally from a 12-point first-half deficit and another at New Mexico where they found themselves down 10-0.

■ Since the beginning of last season, the Aztecs have been hard to beat in games decided by three points or less, posting an 12-3 record.

■ San Diego State's overtime record over the last 15 games has been quite impressive as well. The Aztecs have won five consecutive OT games and are 14-1 in their last 15.

Holding Its Own

■ San Diego State went 10-73 in its first 83 games vs. teams ranked in the AP Top-25. Things have certainly turned as SDSU is a respectable 11-12 in its last 23 against AP-ranked squads. In home games vs. Associated Press Top-25 squads, SDSU is 6-3 in its last nine, which includes decisions over No. 12 UNLV and No. 24 California. In road/neutral games vs. AP-ranked foes, meanwhile, the Aztecs have gone 4-5 in their last nine, which includes this season's victory at No. 23 Arizona.

Unlikely Contributor

■ Narbeh Ebrahimian, from Glendale Community College in Glendale, Calif., was just a walk-on who came to open tryouts and was invited to workout with the team when practices began in mid-October with no guarantees.

■ The junior from Glendale, Calif., then found himself suited up for the game vs. California and made the trip across town to San Diego. It was not until the game vs. UC Riverside that he had his name called. It was not garbage time either. Ebrahimian entered the game with 11:06 remaining in regulation and ultimately finished with a point and a rebound in five minutes.

■ Ebrahimian has played in four games and is averaging 1.8 points and 2.3 rebounds.

Dropping Dimes

■ Xavier Thames had an incredible game in the road game at San Diego with his second career double-double. What made it more impressive was the fact it was a points-assists double-double. The sophomore had 11 points and a career-high 11 assists.

■ The 11 dimes were tied for the most in the Steve Fisher era. Deandre Moore accomplished the feat twice, while Lorenzo Wade and Richie Williams did it once apiece.

■ The points-assists double-double was the first since Wade went for 25 points and 11 assists vs. Colorado State on March 1, 2008.

■ The 11 assists were the most by an Aztec in a road game since Dec. 1, 1986, when Tracy Dildy had 11 at UC Santa Barbara.

Thames Makes History

■ At UC Santa Barbara, Xavier Thames exploded for a then-career-high 20 points and a personal-record

10 rebounds. With his performance, Thames became the first point guard during the Steve Fisher era, which is in its 13th season, to record a 20-point, 10-rebound game.

- Thames was the first SDSU point guard to register a double-double since Richie Williams went for 14 points and 11 rebounds at TCU on Feb. 28, 2009.
- He followed his historic performance with a career-high 21 points the next game vs. No. 22 Creighton.

Wily Veteran

- Tim Shelton has been around the block being a fifth-year senior and his court savvy proves it.
- His effectiveness will never be shown on the stat sheet as he does things that head coach Steve Fisher says, "Wins games for you."
- Fisher's statement was never more true than in the game vs. Long Beach State as Shelton took four charges, which changed the complexion of the game, especially in the second half.
- If you thought the four charges taken vs. LBSU was impressive, Shelton one-upped himself at No. 23/23 Arizona by taking six more charges.
- To date, Shelton has taken a team-high 30 charges.

Wearing Out the Nylon

- Junior Chase Tapley, the lone returning starter, has been a consistent scoring option for SDSU, averaging 15.1 points on 45.6 percent shooting and a pretty good 42.9 percent from beyond the arc.
- Tapley has seven 20-point efforts this season, including a career-high 28 at No. 11/12 Baylor, 25 vs. No. 24/23 California and 23 at San Diego.
- Tapley, who had three 20-point games in four games earlier this season, was the first player to accomplish the feat since Kawhi Leonard did it in the first four games of last season, while averaging 20.5 points. Tapley and Leonard arrived at San Diego State together in time for the 2009-10 campaign. Leonard went on to become the 15th overall pick in the 2011 NBA Draft.

The Lowdown on the Arizona Game

- San Diego State defeated No. 23/23 Arizona earlier this season at McKale Center to snap the Wildcats' 22-game home winning streak. The Aztecs never trailed in the 61-57 victory.
- As a ranked team, Arizona had won 62 straight games at McKale Center against unranked competition until San Diego State held them to a season-low 33.3-percent shooting performance.
- SDSU defeated Arizona for the second consecutive time for just the second time in school history.
- SDSU made eight of its 12 three-point attempts. The 66.7-percent accuracy marked a season high.

California Livin'

- San Diego State has been one of the best programs in the West, having won 20 or more games six straight seasons, including three consecutive with 25 or more, and advancing to the postseason in each of those years as well.
- Last year's 34-3 record and NCAA Sweet 16 appearance solidified its spot as one of the top West Coast programs and the top team in the state of California. The Aztecs have currently won 23 straight games against California universities, a streak that spans two-plus seasons. SDSU was 9-0 this season vs. schools that call California their home.

Duo With Diplomas

- Seniors Tim Shelton and Garrett Green are in their final year having already obtained their degrees.
- The duo is enrolled in graduate school and pursuing their master's degrees in education leadership.
- Shelton graduated from San Diego State last May, while Green earned his degree from LSU in August.

Coaching Stability

- Steve Fisher is the longest tenured head coach in the 13-year history of the Mountain West. In fact, he is the only men's basketball coach to be in the league from the conference opened its doors.
- Associate head coach/head coach in waiting Brian Dutcher has also been with Fisher for all 13 years.

Mountain West Preseason Predictions

- SDSU was picked to finish in third place in the 2011-12 preseason MW media poll. The Aztecs received 158 points to finish behind New Mexico (203 points; 22 first-place votes) and UNLV (183; 4).
- Sophomore Xavier Thames was selected as the preseason Mountain West Newcomer of the Year by the league's voting media. Thames sat out 2010-11 following his transfer from Washington State.

MOUNTAIN WEST

■ Standings

Team	Overall	Conference
San Diego State	26-6	10-4
New Mexico	26-6	10-4
UNLV	26-8	9-5
Colorado State	20-11	8-6
TCU	17-14	7-7
Wyoming	20-11	6-8
Air Force	13-16	3-11
Boise State	13-17	3-11

■ Schedule

Saturday, March 10

Finals

(2) New Mexico vs. (1) San Diego State, 4 p.m. PT

■ SDSU MW Players of the Week

Chase Tapley

Nov. 14, 2011

Dec. 5., 2011

Jamaal Franklin

Jan. 16, 2012

Feb. 6, 2012

March 5, 2012

A full-length photograph of Steve Fisher, an older man with glasses, wearing a dark suit jacket, a light-colored shirt, and a pink tie. He is standing with his hands on his hips, looking towards the camera. The background is a blurred indoor sports arena.

STEVE FISHER

NATIONAL COACH OF THE YEAR CANDIDATE MOUNTAIN WEST, USBWA DISTRICT IX COACH OF THE YEAR

- ▶ Despite losing four starters off last season's 34-3, Mountain West Conference champion, Sweet-16 team, San Diego State is 26-6 and ranked 18th in the AP and 21st in the Coaches' poll.
- ▶ San Diego State was not selected by any major preseason publication to make the NCAA Tournament. That includes *Sports Illustrated*, *Athlon Sports*, *The Sporting News* and *Lindy's*.
- ▶ The Aztecs were not picked to finish higher than third place in any of the major preseason publications.
- ▶ The Aztecs leading scorer this season scored a total of 64 points last season and the leading rebounder on this season's squad grabbed a total of 41 boards in 2010-11.
- ▶ Since the beginning of the 2010-11 campaign, San Diego State has the third-best record in the country behind only Kansas and Ohio State.
- ▶ San Diego State has secured its seventh consecutive 20-win season and is looking to win at least 25 games for a fourth straight season.
- ▶ San Diego State returned only 27.1 percent of its scoring, 19.8 percent of its rebounds, 34.6 percent of its assists and 31.2 percent of its minutes played from last season. The Aztecs' returning players combined for just 39 starts a year ago.

WHAT THEY ARE SAYING...

"After a great season a year ago, the Aztecs were not expected to be ranked at this point in 2012. After losing four starters, led by Kawhi Leonard, from a super squad, expectations were lower. Fisher has done an incredible job. The recent win at The Pit in New Mexico against the Lobos simply re-affirmed the job the veteran coach has done." - **Dick Vitale**, ABC/ESPN, listing Steve Fisher as one of three national coach of the year candidates

"Seriously, if San Diego State keeps this up and wins the Mountain West, Steve Fisher has to win national coach of the year. The Aztecs were gutted by exhausted eligibility and early entries. There was no reason to believe the Aztecs would win the MWC, beat UNLV and New Mexico, let alone clean up against the top of the Pac-12 in Cal and Arizona. SDSU's victory at UNM should be a strong signal that the Aztecs have a national program under Fisher." - **Andy Katz**, ESPN

"Aztecs coach Steve Fisher has whipped up his own concoction, one heavy on wins and light on the rebuild... are we seeing a new era of Aztecs dominance in the Mountain West? " - **John Gassaway**, ESPN.com.

INSIDE THE SERIES

All-Time Series History	
Overall	UNM, 39-32
At San Diego, Calif.	SDSU, 21-12
At Viejas Arena	SDSU, 8-6
At Albuquerque, NM	UNM, 25-9
At The Pit	UNM, 25-9
At Neutral Sites	UNM, 2-1
Pre-WAC	Tied, 1-1
WAC	UNM, 23-15
MWC	SDSU, 14-13
WAC Tournament	UNM, 2-1
MWC Tournament	Tied, 1-1

Streaks

Current	UNM, 1
Longest SDSU Streak	7
Longest UNM Streak	10
Current Streak At SDSU	UNM, 1
Current Streak At UNM	SDSU, 2
Current MWC Tourney	Tied, 1-1

Coaching Records

Steve Fisher vs. New Mexico	15-13
Steve Alford vs. SDSU	4-7

San Diego State

Most Points	
104 (104-107), Dec. 20, 1976	
Most Points At SDSU	
99 (99-80), Feb. 16, 1985	
Most Points At UNM	
104 (104-107), Dec. 20, 1976	
Most Points in MWC Tourney	
72 (72-69), March 12, 2010	
Largest Margin of Victory	
24 (61-37), Feb. 3, 1983	
Largest Margin At SDSU	
20 (78-58), Jan. 2, 1976	
Largest Margin At UNM	
24 (61-37), Feb. 3, 1983	
Largest Margin in MWC Tourney	
3 (72-69), March 12, 2010	

New Mexico

Most Points	
107 (107-104), Dec. 20, 1976	
Most Points At SDSU	
88 (88-84), Jan. 3, 1987	
Most Points At UNM	
107 (107-104), Dec. 20, 1976	
Most Points in MWC Tourney	
77 (77-67), March 11, 2005	
Largest Margin of Victory	
30 twice - (102-72), March 2, 1989 and (90-60), Jan. 7, 1999	
Largest Margin At SDSU	
25 (85-60), Feb. 8, 1999	
Largest Margin At UNM	
30 twice - (102-72), March 2, 1989 and (90-60), Jan. 7, 1999	
Largest Margin in MWC Tourney	
10 (77-67), March 11, 2005	

SDSU vs. UNM

ALL-TIME SERIES HISTORY AND RESULTS

NEW MEXICO LEADS, 39-32

Date	Winner	Site	SD	NM
1.2.76	SDSU	SA-H	78	58
12.20.76	UNM	A	104	107
1.25.79	SDSU	SA-H	78	72
2.24.79	UNM	A	78	84
1.19.80	UNM	A	72	73
2.14.80	SDSU	SA-H	76	74
1.30.81	UNM	A	98	100
3.7.81	SDSU	SA-H	92	84
1.14.82	SDSU	SA-H	78	62
2.20.82	SDSU	A	86	79
2.3.83	SDSU	A	61	37
3.5.83	SDSU	SA-H	77	73
1.14.84	SDSU	A	74	68
2.11.84	SDSU	SA-H	61	60
1.18.85	UNM	A	85	94
2.16.85	SDSU	SA-H	99	80
3.8.85	SDSU	WAC-N	98	84
1.16.86	SDSU	SA-H	71	68
3.1.86	UNM (ot)	A	92	95
1.3.87	UNM	SA-H	84	88
2.14.87	UNM	A	66	76
1.14.88	¹⁸ -SDSU	SA-H	64	59
2.12.88	UNM	A	85	93
1.21.89	UNM	SA-H	76	83
3.2.89	UNM	A	72	102
1.18.90	SDSU	SA-H	78	62
2.24.90	UNM	A	69	91
1.17.91	SDSU	SA-H	52	51
1.24.91	UNM	A	68	79
1.16.92	UNM	A	68	90
1.25.92	UNM	SA-H	61	71
1.17.93	UNM	PG-H	52	77
2.20.93	UNM	A	55	71
1.13.94	UNM	A	59	72
2.17.94	UNM	PG-H	61	65
3.10.94	UNM	WAC-N	46	61
1.9.95	SDSU (ot)	PG-H	72	69
2.25.95	UNM	A	42	67
1.8.96	²⁵ -UNM	A	74	77
2.22.96	UNM	SA-H	78	83
3.7.96	UNM	WAC-A	75	94

1.7.99	¹⁵ -UNM	A	60	90
2.8.99	¹⁷ -UNM	Cox-H	60	85
2.5.00	UNM	Cox-H	57	78
2.26.00	UNM	A	49	78
1.8.01	UNM	Cox-H	67	75
2.17.01	UNM	A	54	72
2.2.02	SDSU	A	78	65
2.28.02	SDSU	Cox-H	84	71
1.25.03	UNM	A	62	66
2.24.03	SDSU	Cox-H	89	73
2.2.04	SDSU	Cox-H	72	68
2.28.04	UNM	A	60	72
1.31.05	UNM	A	71	88
2.26.05	UNM	Cox-H	61	78
3.11.05	UNM	MWC-N	67	77
1.25.06	SDSU	Cox-H	75	69
2.25.06	SDSU	A	73	65
1.17.07	SDSU	Cox-H	73	68
2.20.07	SDSU (ot)	A	81	74
1.12.08	SDSU	A	72	67
2.13.08	UNM	Cox-H	63	73
1.21.09	SDSU	Cox-H	81	76
2.21.09	UNM	A	49	75
1.5.10	¹⁵ -SDSU	Viejas-H	74	64
2.6.10	¹⁵ -UNM (ot)	A	86	88
3.12.10	⁸ -SDSU	MWC-N	72	69
1.15.11	SDSU ⁻⁶	A	87	77
2.16.11	SDSU ⁻⁶	Viejas-H	68	62
1.14.12	SDSU ⁻¹⁶	A	75	70
2.15.12	UNM ⁻¹³	Viejas-H	67	77

Opponent national ranking to the left of winning team name. SDSU national ranking to the right of winning team name.



SAN DIEGO STATE VS. NEW MEXICO CAREER STATISTICS

SDSU	G-GS	FG-A	3FG-A	FT-A	REB	AVG.	A	TO	BS	ST	PTS	AVG	HI
Chase Tapley	7-5	23-55	10-29	9-12	28	4.0	15	6	3	10	66	9.4	15
Tim Shelton	7-3	13-30	2-5	12-21	20	2.9	13	5	1	2	36	5.1	13
Xavier Thames	2-2	10-17	3-6	8-9	6	3.0	8	5	0	1	31	15.5	22
James Rahon	4-3	12-24	6-13	0-2	7	1.8	5	3	0	1	30	7.5	11
Jamaal Franklin	2-2	10-24	2-10	6-8	15	7.5	4	4	1	1	28	14.0	16
Garrett Green	2-0	6-9	0-0	1-5	4	2.0	0	2	2	0	13	6.5	9
LaBradford Franklin	2-0	3-3	1-1	2-2	3	1.5	3	0	0	0	9	4.5	9
DeShawn Stephens	2-0	2-5	0-0	0-0	5	2.5	0	2	0	1	4	2.0	2
Alec Williams	1-0	1-4	0-0	0-0	1	1.0	0	0	0	0	2	2.0	2

SDSU VS. NEW MEXICO: MOUNTAIN WEST CONFERENCE ERA

Team	Site/Date	FG-FGA	Pct	3P-3PA	Pct	FT-FTA	Pct	Off-Def	Tot	PF	AT	TO	BS	ST	1st-2nd	Pts
at SDSU	H	15-45	.333	4-10	.400	23-29	.793	13-17	30	17	7	19	1	5	29-28	57
New Mexico	2/5/00	27-52	.519	9-20	.450	15-20	.750	10-22	32	25	12	15	5	11	38-40	78
SDSU	A	14-43	.326	4-12	.333	17-27	.630	8-17	25	20	11	18	0	4	23-26	49
at New Mexico	2/26/00	27-48	.563	5-12	.417	19-24	.792	6-28	34	18	13	11	3	7	34-44	78
at SDSU	H	23-51	.451	6-19	.316	15-28	.536	13-22	35	22	15	17	2	3	32-35	67
New Mexico	1/8/01	25-54	.463	4-13	.308	21-30	.700	10-21	31	23	10	10	2	6	33-42	75
SDSU	A	15-47	.319	3-15	.200	21-33	.636	14-24	38	15	8	20	3	5	27-27	54
at New Mexico	2/17/01	27-56	.482	9-18	.500	9-18	.500	10-23	33	25	19	14	3	13	31-41	72
SDSU	A	26-53	.491	4-13	.308	22-34	.647	7-27	34	19	13	7	3	4	32-46	78
at New Mexico	2/2/02	23-55	.418	5-14	.357	14-21	.667	11-26	37	27	13	13	7	4	34-31	65
at SDSU	H	30-53	.566	8-18	.444	16-21	.762	7-20	27	14	15	11	8	7	32-52	84
New Mexico	2/28/02	27-61	.443	7-15	.467	10-13	.769	14-17	31	19	12	14	1	5	40-31	71
SDSU	A	27-49	.551	4-15	.267	4-5	.800	5-19	24	21	14	16	4	8	30-32	62
at New Mexico	1/25/03	19-42	.452	9-21	.429	19-24	.792	7-18	25	12	12	15	1	8	37-29	66
at SDSU	H	34-61	.557	9-18	.500	12-14	.857	10-27	37	19	18	13	3	3	36-53	89
New Mexico	2/24/03	23-58	.397	7-20	.350	20-23	.870	8-17	25	17	12	9	3	6	30-43	73
at SDSU	H	25-59	.424	4-19	.211	18-25	.720	17-26	43	20	13	9	1	2	35-37	72
New Mexico	2/2/04	19-46	.413	12-29	.414	18-23	.783	4-23	27	19	10	10	3	6	38-30	68
SDSU	A	26-66	.394	5-20	.250	3-6	.500	13-25	38	20	16	11	5	5	29-31	60
at New Mexico	2/28/04	22-52	.423	7-20	.350	21-29	.724	8-28	36	14	11	11	3	6	36-36	72
SDSU	A	23-59	.390	6-21	.286	19-29	.655	10-23	33	23	13	12	3	7	31-40	71
at New Mexico	1/31/05	28-48	.583	12-25	.480	20-33	.606	7-31	38	20	21	17	4	4	40-48	88
at SDSU	H	21-52	.404	4-15	.267	15-21	.714	9-15	24	17	10	11	1	6	25-36	61
New Mexico	2/26/05	27-48	.563	7-21	.333	17-24	.708	8-22	30	20	11	12	0	5	27-51	78
SDSU	N	22-63	.349	7-22	.318	16-23	.696	16-21	37	19	12	9	4	9	28-39	67
New Mexico	3/11/05	28-54	.519	9-19	.474	12-18	.667	9-29	38	17	13	13	5	4	36-41	77
at SDSU	H	23-38	.605	9-13	.692	20-24	.833	5-18	23	10	16	18	2	6	43-32	75
New Mexico	1/25/06	28-55	.509	5-16	.313	8-9	.889	8-13	21	21	10	11	1	15	32-37	69
SDSU	A	26-56	.464	11-22	.500	10-14	.714	10-22	32	14	17	11	3	7	31-42	73
at New Mexico	2/25/06	27-65	.415	6-25	.240	6-12	.500	17-23	40	16	14	11	2	8	31-35	66
at SDSU	H	28-61	.459	8-20	.400	9-16	.563	16-21	37	8	19	13	2	10	28-45	73
New Mexico	1/17/07	28-55	.509	8-21	.381	4-8	.500	9-17	26	13	18	15	0	6	24-44	68
SDSU	A	29-65	.446	8-25	.320	15-20	.750	14-36	50	17	21	19	8	9	33-37-11	81
at New Mexico	2/20/07	28-76	.368	9-33	.273	9-15	.600	16-26	42	18	16	14	5	7	33-37-4	74
SDSU	A	25-60	.417	6-21	.286	16-21	.762	18-27	45	18	10	14	5	3	25-47	72
at New Mexico	1/12/08	25-60	.417	7-18	.389	10-20	.500	14-20	34	17	13	8	6	4	33-34	67
at SDSU	H	21-47	.447	7-18	.389	14-18	.778	8-20	28	22	12	20	1	4	33-30	63
New Mexico	2/13/08	23-44	.523	10-18	.556	17-26	.654	5-19	24	20	15	15	6	7	37-36	73
at SDSU	H	23-46	.500	7-20	.350	28-39	.718	11-20	31	25	17	21	1	5	37-44	81
New Mexico	1/21/09	24-50	.480	5-17	.294	23-35	.657	10-17	27	33	12	14	2	10	32-44	76
SDSU	A	18-49	.367	6-14	.429	7-10	.700	9-16	25	17	10	10	1	3	29-20	49
at New Mexico	2/21/09	26-52	.500	10-16	.625	13-15	.867	11-24	35	14	18	8	3	4	40-35	75
at SDSU	H	24-54	.444	7-18	.389	19-31	.613	16-27	43	22	17	12	4	11	38-36	74
(15/14) New Mexico	1/5/10	20-57	.351	8-21	.381	16-26	.615	17-22	39	22	9	14	3	5	36-28	64
SDSU	A	30-59	.508	12-27	.444	14-27	.519	15-20	35	27	15	14	3	3	37-41-8	86
at (15/23) New Mexico	2/6/10	29-58	.500	8-19	.421	22-35	.629	13-19	32	24	17	8	1	7	42-36-10	88
SDSU	N	27-52	.519	10-16	.625	8-9	.889	6-23	29	15	16	9	4	2	38-34	72
at (8/8) New Mexico	3/12/10	24-54	.444	7-21	.333	14-17	.824	8-19	27	12	13	6	5	4	39-30	69
(6/6) SDSU	A	27-55	.491	13-25	.520	20-29	.690	10-30	40	23	19	8	7	3	37-50	87
at New Mexico	1/15/11	22-58	.379	7-16	.438	26-35	.743	12-23	35	23	15	5	5	5	29-48	77

SDSU VS. NEW MEXICO: MOUNTAIN WEST CONFERENCE ERA

Team	Site/Date	FG-FGA	Pct	3P-3PA	Pct	FT-FTA	Pct	Off-Def	Tot	PF	AT	TO	BS	ST	1st-2nd	Pts
at (6/6) SDSU New Mexico	H 2/16/11	21-52 21-52	.404 .415	5-8 5-12	.625 .417	21-31 13-17	.677 .765	14-19 14-23	33 37	16 22	10 13	9 17	9 8	5 5	31-37 24-38	68 62
(16/16) SDSU at New Mexico	A 1/14/12	27-56 27-69	.482 .391	9-20 13-31	.450 .419	12-15 3-7	.800 .429	10-24 21-21	34 42	14 17	14 22	6 9	3 2	7 3	30-45 31-39	75 70
at (13/15) SDSU New Mexico	H 2/15/12	25-55 28-56	.455 .500	3-14 10-19	.214 .526	14-20 11-17	.700 .647	8-23 8-25	31 33	14 22	12 13	12 11	2 3	1 5	32-35 36-41	67 77

CONFERENCE TOURNAMENT HISTORY

PCAA Tournament

Round	Date	Site	Opponent	Result
1976 ● Seed: #3 ● PCAA Champions				
Semis	M.6	Stockton, Calif.	(#2) San Jose State	W 67-64
Champ	M.7	Stockton, Calif.	(#1) Pacific	W 76-64

1977 ● Seed: #2				
Quarters	M.2	San Diego (PG)	(#7) Fresno State	W 51-41
Semis	M.5	Anaheim, Calif.	(#3) San Jose State	L 74-75

1978 ● Seed: #2				
Quarters	M.2	Anaheim, Calif.	(#7) UC Santa Barbara	W 96-70
Semis	M.3	Anaheim, Calif.	(#3) CS Fullerton	L 50-64

Western Athletic Tournament

Round	Date	Site	Opponent	Result
1985 ● Seed: #2 ● WAC Champions				
Semis	M.8	El Paso, Texas (HA)	(#3) New Mexico	W 98-84
Champ	M.9	El Paso, Texas (HA)	(#1) UTEP	W 87-81

1986 ● Seed: #6				
Quarters	M.6	Laramie, Wyo. (AA)	(#3) Utah	W 73-71
Semis	M.7	Laramie, Wyo. (AA)	(#2) UTEP	L 76-78

1987 ● Seed: #9				
Prelim	M.3	San Diego (SA)	(#8) Hawai'i	W 93-90
Semis	M.5	Albuquerque (PI)	(#1) UTEP	L 65-85

1988 ● Seed: #7				
Quarters	M.9	Provo, Utah (MC)	(#2)(14) Wyoming	L 76-83

1989 ● Seed: #9				
Prelim	M.9	Salt Lake City (HC)	(#8) Utah	L 57-70

1990 ● Seed: #8				
Prelim	M.7	El Paso, Texas (HA)	(#9) Air Force	ot-L 64-70

1991 ● Seed: #8				
Prelim	M.6	Laramie, Wyo. (AA)	(#9) Air Force	W 58-51
Quarters	M.7	Laramie, Wyo. (AA)	(#1)(8) Utah	L 56-57

1993 ● Seed: #9				
Prelim	M.10	Salt Lake City (DC)	(#8) Wyoming	W 59-57
Quarters	M.11	Salt Lake City (DC)	(#1)(15) Utah	L 64-85

1994 ● Seed: #9				
Prelim	M.9	Salt Lake City (DC)	(#8) Wyoming	W 54-51
Quarters	M.10	Salt Lake City (DC)	(#1) New Mexico	L 56-61

1995 ● Seed: #9				
Prelim	M.8	Albuquerque (PI)	(#8) Fresno State	W 71-57
Quarters	M.9	Albuquerque (PI)	(#1)(22) Utah	L 63-72

1996 ● Seed: #7				
Prelim	M.6	Albuquerque (PI)	(#10) Air Force	W 80-69
Quarters	M.7	Albuquerque (PI)	(#2) New Mexico	L 75-94

1998 ● Seed: #6 (Pacific)				
Prelim	M.3	Las Vegas, Nev. (TM)	(#M3) Wyoming	ot-W 60-57
Quarters	M.5	Las Vegas, Nev. (TM)	(#P2) Fresno State	L 57-92

Mountain West Tournament

Round	Date	Site	Opponent	Result
2000 ● Seed: #8				
Quarters	M.9	Las Vegas, Nev. (TM)	(#1) UNLV	L 72-77
2001 ● Seed: #7				
Quarters	M.8	Las Vegas, Nev. (TM)	(#3) Wyoming	L 58-73

2002 ● Seed: #5 ● MWC Champions				
Quarters	M.7	Las Vegas, Nev. (TM)	(#4) BYU	W 62-51
Semis	M.8	Las Vegas, Nev. (TM)	(#1) Wyoming	W 70-69

Champ	M.9	Las Vegas, Nev. (TM)	(#3) UNLV	W 78-75
-------	-----	----------------------	-----------	---------

2003 ● Seed: #5				
Quarters	M.13	Las Vegas, Nev. (TM)	(#4) UNLV	L 67-83

2004 ● Seed: #6				
Quarters	M.11	Denver, Colo. (PC)	(#3) Utah	L 69-75

2005 ● Seed: #6				
Quarters	M.10	Denver, Colo. (PC)	(#3) Air Force	W 73-68
Semis	M.11	Denver, Colo. (PC)	(#2) New Mexico	L 67-77

2006 ● Seed: #1 ● MWC Champions				
Quarters	M.9	Denver, Colo. (PC)	(#8) Colorado State	W 64-52
Semis	M.10	Denver, Colo. (PC)	(#4) UNLV	W 63-60
Champ	M.11	Denver, Colo. (PC)	(#7) Wyoming	ot-W 69-64

2007 ● Seed: #3				
Quarters	M.8	Las Vegas, Nev. (TM)	(#6) Colorado State	L 64-69

2008 ● Seed: #4				
Quarters	M.13	Las Vegas, Nev. (TM)	(#5) Air Force	W 53-49
Semis	M.14	Las Vegas, Nev. (TM)	(#1)(24/23) BYU	L 54-63

2009 ● Seed: #4				
Quarters	M.12	Las Vegas, Nev. (TM)	(#5) UNLV	W 71-57
Semis	M.13	Las Vegas, Nev. (TM)	(#1)(25/-) BYU	W 64-62
Champ	M.14	Las Vegas, Nev. (TM)	(#2) Utah	L 50-52

2010 ● Seed: #4 ● MWC Champions				
Quarters	M.11	Las Vegas, Nev. (TM)	(#5) Colorado State	W 72-71
Semis	M.12	Las Vegas, Nev. (TM)	(#1)(8/8) New Mexico	W 72-69
Champ	M.13	Las Vegas, Nev. (TM)	(#3) UNLV	W 55-45

2011 ● Seed: #2 ● MWC Champions				
Quarters	M.10	Las Vegas, Nev. (TM)	(#7) Utah	W 64-50
Semis	M.11	Las Vegas, Nev. (TM)	(#3) UNLV	W 74-72
Champ	M.12	Las Vegas, Nev. (TM)	(#1) (8/8) BYU	W 72-54

*#x - Indicates opponent seed in tournament.
Number in parenthesis indicates opponent national ranking at game time.*

AA - Arena-Auditorium (Laramie, Wyo.); DC - Delta Center (Salt Lake City, Utah); HA - Don Haskins Center (El Paso, Texas); HC - Huntsman Center (Salt Lake City, Utah); MC - Marriott Center (Provo, Utah); PC - Pepsi Center (Denver, Colo.); PI - The Pit (Albuquerque, N.M.); TM - Thomas & Mack Center (Las Vegas, Nev.)

MW Tournament Composite

School	W	L	Pct.	PI	QF	SF	CH	SD vs.
UNLV	20	8	.714		10-1	7-3	3-4	4-3
► San Diego State	16	8	.667		7-5	5-2	4-1	-
Colorado State	7	11	.389	2-1	3-8	1-2	1-0	2-1
New Mexico	7	11	.389	0-1	4-7	2-2	1-1	1-1
Wyoming	7	12	.368	0-3	6-3	1-5	0-1	2-1
TCU	2	6	.250	2-1	0-5	0-0	0-0	0-0
Air Force	2	12	.143	2-0	0-12	0-0	0-0	2-0
Boise State	0	0	.000	0-0	0-0	0-0	0-0	0-0

SDSU Record By MW Seed

SDSU Seed	Yrs.	W	L	Titles	Opponent Seed								
					1	2	3	4	5	6	7	8	
No. 1	1	3	0	1	-			1-0				1-0	1-0
No. 2	1	3	0	1	1-0	-	1-0						1-0
No. 3	1	0	1		0-1	-					0-1		
No. 4	3	6	2	1	2-0	0-1	1-0	-	3-0				
No. 5	2	3	1	1	1-0		1-0	1-1	-				
No. 6	2	1	2			0-1	1-1						
No. 7	1	0	1				0-1						
No. 8	1	0	1		0-1								
Totals	12	16	8	4	4-2	0-2	4-2	2-1	3-0	0-1	2-0	1-0	

Individual Mountain West Tournament Career Records

Points
143 by Brandon Heath, 2004-07 (7 games)

Scoring Average
20.4 by Brandon Heath, 2004-07 (7 games)

Rebounds
73 by Marcus Slaughter, 2004-06 (6 games)

Rebound Average
12.2 by Marcus Slaughter, 2004-06 (6 games)

Assists
31 by Richie Williams, 2006-09 (9 games)

Assist Average
4.3 by Lorenzo Wade, 2007-09 (6 games)

Minutes Played
347 by D.J. Gay, 2008-11 (11 games)

Average Minutes Played
36.6 by Brandon Heath, 2004-07 (7 games)

Field Goals
49 by Brandon Heath, 2004-07 (7 games)

Free Throws
40 by Marcus Slaughter, 2004-06 (6 games)


Three-Point Field Goals
18 by Brandon Heath, 2004-07 (7 games)

Blocked Shots
10 by Malcolm Thomas, 2010-11 (6 games)

Steals
15 by Richie Williams, 2006-09 (9 games)

SDSU Broadcast Roster

(2) New Mexico vs. (1) San Diego State | Thomas & Mack Center | March 10, 2012



**# 0
ALEC WILLIAMS**

Forward
6-7, 245, Junior-2L
San Juan Capistrano, Calif.
JSerra High

PPG: 4.0 RPG: 2.1 APG: 0.2
FG%: 44.8 3FG: 27.8 FT%: 79.2



**# 2
XAVIER THAMES**

Guard
6-3, 195, Sophomore-TR
Sacramento, Calif.
Washington State Univ.

PPG: 10.5 RPG: 3.3 APG: 4.2
FG%: 41.3 3FG: 32.7 FT%: 83.1



**# 3
LABRADFORD FRANKLIN**

Guard
6-2, 175, Sophomore-1L
Temecula, Calif.
Great Oak High

PPG: 3.0 RPG: 1.5 APG: 1.7
FG%: 39.4 3FG: 20.0 FT%: 86.1



**# 5
GARRETT GREEN**

Forward
6-11, 240, Senior-TR
Woodland Hills, Calif.
LSU

PPG: 6.0 RPG: 4.6 APG: 0.6
FG%: 58.8 3FG: 1/4 FT%: 48.7



**# 10
TIM SHELTON**

Forward
6-7, 240, Senior-3L
Fresno, Calif.
Clovis West High


PPG: 5.4 RPG: 4.8 APG: 1.7
FG%: 49.6 3FG: 14.3 FT%: 63.0



**# 11
JAMES RAHON**

Guard
6-5, 210, Junior-1L
San Diego, Calif.
Santa Clara University


PPG: 9.1 RPG: 2.8 APG: 0.8
FG%: 41.7 3FG: 33.6 FT%: 59.5



**# 21
JAMAAL FRANKLIN**

Guard
6-5, 185, Sophomore-1L
Hawthorne, Calif.
Westwind Prep
International

PPG: 17.3 RPG: 7.8 APG: 1.5
FG%: 43.4 3FG: 31.9 FT%: 79.8



**# 22
CHASE TAPLEY**

Guard
6-3, 195, Junior-2L
Sacramento, Calif.
Sacramento High


PPG: 15.4 RPG: 4.2 APG: 2.3
FG%: 45.6 3FG: 42.6 FT%: 73.4



**# 23
DESHAWN STEPHENS**

Forward
6-8, 215, Junior-JC
Los Angeles, Calif.
Santa Monica College

PPG: 5.3 RPG: 4.9 APG: 0.3
FG%: 60.8 3FG: 0/0 FT%: 40.0



**# 25
NARBEN EBRAHIMIAN**

Guard
6-3, 198, Junior-JC
Glendale, Calif.
Glendale Community College

PPG: 0.9 RPG: 1.3 APG: 0.4
FG%: 25.0 3FG: 00.0 FT%: 33.3



**# 33
JEREMY CASTLEBERRY**

Guard
5-10, 198, Sophomore-HS
Upper Marlboro, Md.
Martin Luther King High

PPG: 1.0 RPG: 0.2 APG: 0.0
FG%: 33.3 3FG: 20.0 FT%: 00.0



**Head Coach
STEVE FISHER**

- – 21st full season as head coach • 442-240
- – 13th year at San Diego State • 258-158
- – 1989 NCAA champion
- – 3 NCAA Championship game appearances
- – 11 NCAA Tournament appearances (17 postseason appearances overall)
- – 2012 MW Coach of the Year, USBWA District IX Coach of the Year | 2011 Naismith National Coach of the Year, NABC National Coach of the Year, MWC Co-Coach of the Year, USBWA District IX Coach of the Year

San Diego State Coaches and Staff

Brian Dutcher, associate head coach
Mark Fisher, assistant coach
Tony Bland, assistant coach
Matt Soria, director of basketball operations
David Velasquez, dir. of player development
Tom Abdenour, athletic trainer

2011-12 SAN DIEGO STATE ALPHABETICAL ROSTER

No.	Name	Pos.	Ht.	Wt.	Yr.	Exp.	Most Recent Div. I Season			Hometown (High School/Previous School)
							PPG	RPG	APG	
33	Jeremy Castleberry	G	5-10	198	So.	HS	--	--	--	Upper Marlboro, Md. (Martin Luther King High (Calif.))
40	Aaron Douglas	G	6-1	190	Jr.	JC	--	--	--	San Diego, Calif. (Charter School of San Diego/Cuyamaca College)
25	Narbeh Ebrahimiyan	G	6-3	198	Jr.	JC	--	--	--	Glendale, Calif. (Crescenta Valley High/Glendale Community College)
21	Jamaal Franklin	G	6-5	195	So.	1L	2.9	1.9	0.5	Hawthorne, Calif. (Westwind Prep International (Ariz.))
3	LaBradford Franklin	G	6-2	175	So.	1L	2.1	0.9	1.4	Temecula, Calif. (Great Oak High)
5	Garrett Green	F	6-11	240	Sr.	TR	6.3	5.1	0.4	Woodland Hills, Calif. (Taft High/Louisiana State Univ.)
11	James Rahon	G	6-5	210	Jr.	1L	7.0	1.6	0.8	San Diego, Calif. (Torrey Pines High/Santa Clara Univ.)
10	Tim Shelton	F	6-7	240	Sr.	3L	1.6	1.5	0.4	Fresno, Calif. (Clovis West High)
24	Ryan Staten	G	6-1	175	Fr.	HS	--	--	--	San Pablo, Calif. (Piedmont High)
23	DeShawn Stephens	F	6-8	215	Jr.	JC	--	--	--	Los Angeles, Calif. (Chatsworth High/Santa Monica College)
22	Chase Tapley	G	6-3	195	Jr.	2L	8.6	2.4	1.9	Sacramento, Calif. (Sacramento High)
2	Xavier Thames	G	6-3	195	So.	TR	4.6	1.5	1.2	Sacramento, Calif. (Pleasant Grove High/Washington State Univ.)
0	Alec Williams	F	6-7	245	Jr.	2L	2.1	1.4	0.0	San Juan Capistrano, Calif. (JSerra Catholic High)

2011-12 SAN DIEGO STATE NUMERICAL ROSTER

No.	Name	Pos.	Ht.	Wt.	Yr.	Exp.	Most Recent Div. I Season			Hometown (High School/Previous School)
							PPG	RPG	APG	
0	Alec Williams	F	6-6	245	Jr.	2L	2.1	1.4	0.0	San Juan Capistrano, Calif. (JSerra Catholic High)
2	Xavier Thames	G	6-3	195	So.	TR	4.6	1.5	1.2	Sacramento, Calif. (Pleasant Grove High/Washington State Univ.)
3	LaBradford Franklin	G	6-2	175	So.	1L	2.1	0.9	1.4	Temecula, Calif. (Great Oak High)
5	Garrett Green	F	6-11	240	Sr.	TR	6.3	5.1	0.4	Woodland Hills, Calif. (Taft High/Louisiana State Univ.)
10	Tim Shelton	F	6-7	240	Sr.	3L	1.6	1.5	0.4	Fresno, Calif. (Clovis West High)
11	James Rahon	G	6-5	210	Jr.	1L	7.0	1.6	0.8	San Diego, Calif. (Torrey Pines High/Santa Clara Univ.)
21	Jamaal Franklin	G	6-5	195	So.	1L	2.9	1.9	0.5	Hawthorne, Calif. (Westwind Prep International (Ariz.))
22	Chase Tapley	G	6-3	195	Jr.	2L	8.6	2.4	1.9	Sacramento, Calif. (Sacramento High)
23	DeShawn Stephens	F	6-8	215	Jr.	JC	--	--	--	Los Angeles, Calif. (Chatsworth High/Santa Monica College)
24	Ryan Staten	G	6-1	175	Fr.	HS	--	--	--	San Pablo, Calif. (Piedmont High)
25	Narbeh Ebrahimiyan	G	6-3	198	Jr.	JC	--	--	--	Glendale, Calif. (Crescenta Valley High/Glendale Community College)
33	Jeremy Castleberry	G	5-10	198	So.	HS	--	--	--	Upper Marlboro, Md. (Martin Luther King High (Calif.))
40	Aaron Douglas	G	6-1	190	Jr.	JC	--	--	--	San Diego, Calif. (Charter School of San Diego/Cuyamaca College)

Head Coach: Steve Fisher (Illinois State, 1967)

Associate Head Coach: Brian Dutcher (Minnesota, 1982) | **Assistant Coaches:** Mark Fisher (Michigan, 2001), Tony Bland (San Diego State, 2009)

Director of Operations: Matt Soria (San Diego State, 2002) | **Director of Player Development:** David Velasquez (San Diego State, 2007)

ELIGIBLE IN 2012-13

No.	Name	Pos.	Ht.	Wt.	Yr.	Exp.	Most Recent Div. I Season			Hometown (High School/Previous School)
							PPG	RPG	APG	
20	JJ O'Brien	F	6-7	215	So.	TR	6.4	5.5	1.2	Rancho Cucamonga, Calif. (Alta Loma High/Univ. of Utah)
24	Dwayne Polee II	F	6-7	195	So.	TR	4.4	2.5	0.6	Los Angeles, Calif. (Westchester High/St. John's Univ.)
	James Johnson	F	6-9	238	So.	TR	1.5	1.3	0.3	Wildomar, Calif. (Elsinore High/Univ. of Virginia)

PRONUNCIATIONS

Chase Tapley: TAP-lee

Xavier Thames: Th-AIMS

James Rahon: RAY-hawn

Ryan Staten: STATE-en

Narbeh Ebrahimiyan: Nar-BAY E-bra-he-me-en



STEVE FISHER

21st FULL SEASON • 13th SEASON AT SDSU • ILLINOIS STATE, 1967

Steve Fisher has guided the Aztec basketball program to unparalleled heights. In 12 seasons, he has taken a program that regularly missed out on the *conference* postseason tournament, to one which has become of the best programs on the West Coast and has the Aztecs routinely mentioned among the elite teams in the country.

The best news for SDSU fans is that the school exercised its contract option on Fisher prior to the 2011-12 season, which keeps the coach on Montezuma Mesa through 2014-15.

When Fisher arrived on the scene in March of 1999, he found a basketball program that wasn't good enough to be called average. The Aztecs had suffered through 13 losing seasons in 14 years. Members of the school's last NCAA team were in the early stages of middle age. The expectations were set. The Aztecs were expected to lose. The year before Fisher's arrival on campus, San Diego State won just four games.

Now those days are a distant memory. Fisher guided San Diego State to the NCAA Tournament in 2002, 2006, 2010 and 2011, the last of which culminated with a 34-3 record and an appearance in the Sweet 16. Fisher has also taken the Aztecs to the NIT in 2003, 2007, 2008 and 2009. In 2009, SDSU advance to the national semifinals. San Diego State has currently been to the postseason six straight years.

On March 26, 1999, San Diego State announced its arrival on the basketball scene in the form of a news conference to introduce its new coach, Steve Fisher. Fresh from a stint with the Sacramento Kings and with three appearances in the Final Four and a national championship in his pocket, he rolled up his sleeves and went to work. And work was needed. It looked to be a daunting challenge and yet the man with one of the highest winning percentages in NCAA Tournament history had no reservations.

No head-coaching career, at any level, started quicker than that of Steve Fisher. Six games into his head-coaching career he was undefeated and sporting a national championship ring. And the success didn't stop with the national title.

Fisher's eight-plus seasons at Michigan produced a 184-82 (.692) record, nine postseason tournament berths and three trips

to the NCAA championship game, including the magical run to the 1989 national title.

Under Fisher, the Wolverines also claimed an NIT championship, won at least 20 games four times and finished among the top three in the powerful Big Ten Conference five times. In 1995, Michigan set a league record by holding opponents to just 39.4 percent shooting from the floor.

Fisher and Co., raised the bar even higher in the postseason. His seven NCAA Tournament teams at Michigan combined for a 20-6 record, which put him fourth among active coaches and ninth in NCAA history with a winning percentage of .769 in the national bracket after his stint in Ann Arbor. Only 13 coaches have taken more teams to the Final Four, including just five that are still active. He is one of three coaches to take three squads to the Final Four in the first five years of a head-coaching career, and one of just six coaches to lead a team to a NIT title as well as the NCAA.

His accomplishments may be even greater at San Diego State. In 2001-02 he led the Aztecs to the postseason for the first time since 1985 and for just the fourth time ever. The 21 wins were second most for the school as a Division I program and the most since 1985. The fact that those numbers came after just three seasons signifies what is one of the great recent turnarounds in college basketball.

He followed that up with a third consecutive season with a .500 or better record in 2002-03 and led SDSU back to the postseason for the second consecutive season for only the second time in the school's Division I history. In addition, SDSU claimed its first Division I postseason victory with a win in the NIT.

In 2006-07, he led SDSU to the MWC regular season and tournament crowns and a berth in the NCAA Tournament. That team finished with a Division I then-school-record 24 wins. And the last five seasons, Fisher has led the Aztecs to five additional 20-win seasons and postseason appearances, including a school-record 34 wins, both the MWC regular season and tournament championships, and a NCAA Sweet 16 berth in 2011.

RECORD BREAKDOWN

	Career
Home	250-71
Away	117-138
Neutral	75-31
By Month	
November	64-22
December	117-41
January	97-66
February	81-66
March	78-41
April	4-2
Games Decided By/In	
1-Point Games	21-8
2 Points	24-19
3 Points or Less	86-58
Overtime	34-16

► Steve Fisher Year-By-Year

Year	School				Conference			Postseason/Honors
		W	L	Pct.	W	L	Pct.	
1989	Michigan	6	0	1.000	-	-	-	NCAA Champions
1989-90	Michigan	23	8	.742	12	6	.667	NCAA Second Round
1990-91	Michigan	14	15	.483	7	11	.389	NIT First Round
1991-92	Michigan	25	9	.735	11	7	.611	NCAA Runner-Up, <i>Basketball Times</i> Coach of the Year
1992-93	Michigan	31	5	.861	15	3	.833	NCAA Runner-Up
1993-94	Michigan	24	8	.750	13	5	.722	NCAA Regional Finalist
1994-95	Michigan	17	14	.548	11	7	.611	NCAA First Round
1995-96	Michigan	20	12	.625	10	8	.556	NCAA First Round
1996-97	Michigan	24	11	.686	9	9	.500	NIT Champions
Eight Full Seasons at UM		184	82	.692	88	56	.611	7 NCAA Tournaments, 9 Postseason Appearances

Year	School	W	L	Pct.	W	L	Pct.	Postseason/Honors
1999-00	San Diego State	5	23	.179	0	14	.000	
2000-01	San Diego State	14	14	.500	4	10	.286	8th-most improved team in the country (Sagarin Ratings)
2001-02	San Diego State	21	12	.636	7	7	.500	NCAA First Round; Aztecs' first NCAA trip since 1985
2002-03	San Diego State	16	14	.552	6	8	.429	NIT Second Round; Aztecs reach postseason in consecutive yrs
2003-04	San Diego State	14	16	.483	5	9	.357	Two players that earned all-league honors return in 04-05
2004-05	San Diego State	11	18	.379	4	10	.286	Young Aztecs drop seven gms. by four pts. or less or OT
2005-06	San Diego State	24	9	.727	13	3	.813	MWC regular season and tournament champs.; NCAA berth
2006-07	San Diego State	22	11	.667	10	6	.625	NIT Second Round; First road win in D-I postseason tourney
2007-08	San Diego State	20	13	.606	9	7	.563	NIT First Round; Third straight 20-win season
2008-09	San Diego State	26	10	.722	11	5	.688	NIT Semifinals; Fourth straight 20-win year; SDSU-record 26 wins
2009-10	San Diego State	25	9	.735	11	5	.667	NCAA First Round, MWC tournament champions
2010-11	San Diego State	34	3	.919	14	2	.875	MWC reg.-season co-champs, tourney champs, MWC COY
2011-12	San Diego State	26	6	.813	10	4	.714	
13 Seasons at SDSU		258	158	.620	104	90	.536	4 NCAA Tournaments; 8 Postseason Appearances

	W	L	Pct.	W	L	Pct.	Postseason/Honors
21st-Full Season Career	442	240	.648	192	146	.568	11 NCAA Tournaments, 17 Postseason Appearances

SEASON/CAREER HIGHS

Points

Season 10 vs. SD Christian (1-5-12)
10 vs. Redlands (12-30-11)
10 vs. Elon (12-22-11)
Career 11 vs. Pomona-Pitzer (12-31-09)

Rebounds

Season 8 vs. SD Christian (1-5-12)
Career 8 vs. SD Christian (1-5-12)

Assists

Season 2 vs. UC Riverside (12-19-11)
Career 2 vs. UC Riverside (12-19-11)

Field Goals

Season 4 vs. Chicago State (1-10-12)
4 vs. SD Christian (1-5-12)
4 vs. Elon (12-22-11)
4 vs. UC Riverside (12-19-11)
Career 4 vs. Chicago State (1-10-12)
4 vs. SD Christian (1-5-12)
4 vs. Elon (12-22-11)
4 vs. UC Riverside (12-19-11)

Field Goals Attempted

Season 8 vs. SD Christian (1-5-12)
Career 8 vs. SD Christian (1-5-12)

Three-Point Field Goals

Season 1 vs. Redlands (12-30-11)
1 vs. Elon (12-22-11)
1 vs. UC Riverside (12-19-11)
1 vs. UC Davis (11-13-11)
1 vs. Bryant (11-11-11)
Career 1 - eight times

Three-Point FG Attempted

Season 3 vs. Bryant (11-11-11)
Career 3 vs. Bryant (11-11-11)
3 vs. San Francisco (12-21-10)

Free Throws

Season 7 vs. Redlands (12-30-11)
Career 7 vs. Redlands (12-30-11)

Free Throws Attempted

Season 7 vs. Redlands (12-30-11)
Career 7 vs. Redlands (12-30-11)

Steals

Season 1 at Air Force (2-18-12)
1 vs. SD Christian (1-5-12)
1 vs. Elon (12-22-11)
Career 1 at Air Force (2-18-12)
1 vs. SD Christian (1-5-12)
1 vs. Elon (12-22-11)

Blocked Shots

Season 1 vs. UC Riverside (12-19-11)
Career 1 vs. UC Riverside (12-19-11)
1 vs. Occidental (12-31-10)
1 at Air Force (3-6-10)

Minutes Played

Season 22 vs. Bryant (11-11-11)
Career 22 vs. Bryant (11-11-11)



0 • ALEC WILLIAMS

FORWARD • 6-7 • 245 • JUNIOR - 2L
SAN JUAN CAPISTRANO, CALIF. (JSERRA CATHOLIC HIGH)

SEASON HIGHLIGHTS

- ▶ Has made 15 straight free throws.
- ▶ Recorded four points, two rebounds and a career-high one steal at Air Force (2-18-12).
- ▶ Played a solid eight minutes off the bench and scored six points, including a 4-for-4 effort from the free-throw line vs. Boise State (2-1-12).
- ▶ Contributed eight points off the bench behind a career-high four field goals vs. Chicago State (1-10-12).
- ▶ Scored in double figures for a third straight game with 10 points and added a career-high eight rebounds vs. San Diego Christian (1-5-12).
- ▶ Equaled his season high with 10 points on a career-best 7-for-7 from the free-throw line and grabbed a then-career-high seven rebounds in a starting role vs. Redlands (12-30-11).
- ▶ Produced his first double-figure scoring game of the season vs. Elon (12-22-11) as he finished with 10 points on 4-of-4 shooting in 14 minutes. He also picked up his first career steal.
- ▶ Had one of his best game of the season vs. UC Riverside (12-19-11) as he finished with a season-high nine points and four rebounds. His four field goals, one three-point field goal, two assists and one blocked shot, meanwhile, were career highs.
- ▶ Scored four points, which equaled his previous four outings, on 2-of-4 shooting in 15 minutes at San Diego (12-7-11).
- ▶ Scored two points and grabbed a rebound in three minutes at No. 23/23 Arizona (11-23-11).
- ▶ Matched his season high with four rebounds vs. UC Davis (11-13-11).
- ▶ Started his first career game vs. Bryant (11-11-11) and contributed seven points and four rebounds in a career-high 22 minutes.

CAREER HIGHLIGHTS

- ▶ Has four career double-figure scoring games, three of which have occurred this season.

2011-12 GAME-BY-GAME STATISTICS

Opponent	GS	FG	3FG	FT	O-D-R	PF	TP	A	TO	B	S	MP
Bryant	*	3-6	1-3	0-0	0-4-4	2	7	0	2	0	0	22
Southern Utah	*	1-3	0-0	0-1	0-3-3	5	2	0	2	0	0	19
UC Davis	*	1-7	1-2	1-2	2-2-4	0	4	0	1	0	0	14
at Baylor		0-1	0-1	2-4	2-0-2	3	2	0	3	1	0	9
USC		DNP-CD										
Long Beach State		1-1	0-0	0-0	0-0-0	3	2	0	1	0	0	6
at Arizona		1-2	0-0	0-0	1-0-1	2	2	0	1	0	0	3
at UC Santa Barbara		1-3	0-1	0-0	0-0-0	2	2	0	1	0	0	9
Creighton		0-2	0-0	0-0	0-0-0	2	0	0	0	0	0	5
California		0-0	0-0	0-0	0-0-0	0	0	0	0	0	0	3
at San Diego		2-4	0-1	0-0	0-1-1	3	4	0	3	0	0	15
UC Riverside		4-4	1-1	0-0	1-3-4	4	9	2	1	1	0	14
Elon		4-4	1-1	1-2	0-2-2	0	10	1	0	0	1	14
Redlands	*	1-3	1-2	7-7	0-7-7	3	10	0	1	0	0	21
San Diego Christian		4-8	0-2	2-2	2-6-8	3	10	1	4	0	1	20
Chicago State		4-7	0-1	0-0	2-1-3	0	8	0	1	0	0	13
*UNLV		DNP-CD										
*at New Mexico		1-4	0-0	0-0	0-1-1	2	2	0	0	0	0	6
*Air Force		0-0	0-0	0-0	0-1-1	0	0	0	0	0	1	6
*at Wyoming		0-2	0-0	0-0	0-1-1	1	0	0	1	0	0	2
*at Colorado State		0-0	0-0	0-0	0-0-0	0	0	0	0	0	0	2
*Boise State		1-3	0-2	4-4	1-0-1	0	6	0	0	0	0	8
*TCU		DNP-CD										
*at UNLV		DNP-CD										
*New Mexico		DNP-CD										
*at Air Force		1-3	0-1	2-2	0-2-2	3	4	0	0	0	1	15
*Wyoming		DNP-CD										
*Colorado State		DNP-CD										
*at Boise State		DNP-CD										
*at TCU		DNP-CD										
vs. Boise State		DNP-CD										
v's. Colorado State		DNP-CD										
vs. New Mexico		DNP-CD										

▶ WILLIAMS CAREER STATISTICS

Year	G-GS	Min.-Avg.	FG-FGA	Pct.	3P-3PA	Pct.	FT-FTA	Pct.	OR	DR	Reb	Avg.	PF-D	AT	TO	BS	ST	Pts	Avg.
09-10	12-0	87-7.3	8-18	.444	2-5	.400	5-6	.833	2	12	14	1.2	15-0	3	3	1	0	23	1.9
10-11	10-0	49-4.9	8-21	.381	1-5	.200	4-5	.800	6	8	14	1.4	5-0	0	1	1	0	21	2.1
11-12	21-4	226-10.8	30-67	.448	5-18	.278	19-24	.792	11	34	45	2.1	38-1	4	22	2	4	84	4.0
Totals	43-4	362-8.4	46-106	.434	8-28	.286	28-35	.800	19	54	73	1.7	58-1	7	26	4	4	128	3.0

SEASON/CAREER HIGHS

Points

Season 22 at New Mexico (1-18-12)
Career 22 at New Mexico (1-18-12)

Rebounds

Season 10 at UCSB (11-26-11)
Career 10 at UCSB (11-26-11)

Assists

Season 11 at San Diego (12-7-11)
Career 11 at San Diego (12-7-11)

Field Goals

Season 7 at TCU (3-3-12)
7 at New Mexico (1-18-12)
7 vs. Creighton (11-30-11)
Career 7 at TCU (3-3-12)
7 at New Mexico (1-18-12)
7 vs. Creighton (11-30-11)

Field Goals Attempted

Season 13 vs. Colorado State (2-25-12)
13 vs. Creighton (11-30-11)
Career 13 vs. Colorado State (2-25-12)
13 vs. Creighton (11-30-11)

Three-Point Field Goals

Season 3 at New Mexico (1-18-12)
Career 3 at New Mexico (1-18-12)
3 at Gonzaga (12-2-09)

Three-Point FG Attempted

Season 5 at New Mexico (1-18-12)
Career 5 at New Mexico (1-18-12)

Free Throws

Season 13 at UCSB (11-26-11)
Career 13 at UCSB (11-26-11)

Free Throws Attempted

Season 16 at UCSB (11-26-11)
Career 16 at UCSB (11-26-11)

Steals

Season 3 at San Diego (12-7-11)
Career 3 at San Diego (12-7-11)
3 vs. Oregon State (1-2-10)

Blocked Shots

Season 1 vs. Wyoming (2-22-12)
1 at UNLV (2-11-12)
1 at Colorado State (1-28-12)
1 at Wyoming (1-24-12)
1 vs. UNLV (1-14-12)
1 vs. LBSU (11-19-11)
1 vs. USC (11-17-11)
Career 1 vs. Wyoming (2-22-12)
1 at UNLV (2-11-12)
1 at Colorado State (1-28-12)
1 at Wyoming (1-24-12)
1 vs. UNLV (1-14-12)
1 vs. LBSU (11-19-11)
1 vs. USC (11-17-11)
1 at California (2-13-10)

Minutes Played

Season 41 at UCSB (11-26-11)
Career 41 at UCSB (11-26-11)



2 • XAVIER THAMES

GUARD • 6-3 • 195 • SOPHOMORE - TR
SACRAMENTO, CALIF. (WASHINGTON STATE)
HONORABLE MENTION ALL-MOUNTAIN WEST

BIG NOTES

- Had a pair of career-long streaks snapped in the MW semifinal game: four consecutive double-digit scoring games and eight straight games with more assists than turnovers.
- He has reached double figures in four of his last five games, averaging 12.4 points dueing that stretch.
- His 123 assists are the most by an Aztec players since Richie Williams recorded 126 assists as a senior in 2008-09.
- Has at least as many assists as turnovers in eight of his last nine games (32 assists, 17 turnovers during that stretch).
- Made 17 of his last 32 field goal attempts (53.1 percent) dating back to the game against Colorado State (2-25-12).
- Made his last 21 free-throw attempts dating back to a first-half miss at Air Force (2-18-12).
- Is in 20th place in assists in SDSU single-season history.
- Has the fourth-most assists by a sophomore in school history, trailing only Tony Gwynn (153), Richie Williams (151) and Deandre Moore (124).

SEASON HIGHLIGHTS

- Knocked down both of his three-point field goal attempts and finished with 14 points, five rebounds, three assists and two steals vs. Boise State in the MW quarterfinals (3-8-12).
- Enjoyed a near perfect shooting night by going 7-for-8 from the field and 2-for-2 from the free-throw line en route to 16 points at TCU (3-3-12). He also grabbed seven rebounds.
- Scored all 15 of his points in the second half vs. Colorado State (2-25-12) to spark SDSU's successful rally.
- Went for nine points, a game-high six assists and a game-high two steals vs. Wyoming (2-22-12).
- Recorded a game-high eight assists and grabbed six rebounds at No. 14/16 UNLV (2-11-12).
- Made all six free throws and finished with 10 points, a team-high three assists and zero miscues at Colorado State (1-28-12).
- Scored a career-high 22 points on a career-high seven field goals, including a personal-record three three-pointers, and added four assists against one turnover at New Mexico (1-18-12).
- Missed three games (Elon, Redlands, San Diego Christian) due to a strained right MCL.
- Had his 15 consecutive free-throw streak snapped vs. UC Riverside (12-19-11).
- Registered his second double-double with 11 points and a game-high 11 assists at San Diego (12-7-11). His points-assists double-double and his double-digit assist game is the first since March 1, 2008. The 11 assists are the most in a road game since Dec. 1, 1986.
- Finished with a game-high seven vs. No. 24/23 California (12-4-11).
- Recorded his second straight 20-point game with a then career-high 21 points on a personal-record seven field goals vs. No. rv/22 Creighton (11-30-11). He also added a game-high six assists.
- Had his best game of his career as he went for 20 points and 10 rebounds, for his first career double-double, and added a game-high six assists at UC Santa Barbara (11-26-11). In 41 minutes, he made a career-best 13 free throws and committed just one turnover.
- Went the length of the floor and hit the game-winning layup with less than two seconds left vs. USC (11-17-11). He finished with 12 points and a game-high four assists.

2011-12 GAME-BY-GAME STATISTICS

Opponent	GS	FG	3FG	FT	O-D-R	PF	TP	A	TO	B	S	MP
Bryant	*	6-10	1-3	3-6	0-4-4	0	16	8	1	0	1	38
Southern Utah	*	2-6	0-1	1-2	1-3-4	2	5	7	3	0	1	30
UC Davis	*	3-5	0-1	1-4	0-3-3	2	7	7	1	0	1	32
at Baylor	*	2-8	0-3	6-7	1-3-4	2	10	4	5	0	2	32
USC	*	5-9	0-1	2-2	1-1-2	1	12	4	2	1	0	36
Long Beach State	*	5-12	0-2	5-7	0-1-1	1	15	2	3	1	1	38
at Arizona	*	3-9	2-2	1-2	0-2-2	3	9	2	6	0	1	33
at UC Santa Barbara	*	3-8	1-3	13-16	0-10-10	4	20	6	1	0	1	41
Creighton	*	7-13	1-2	6-7	0-1-1	4	21	6	2	0	0	34
California	*	3-9	1-2	2-2	0-3-3	3	9	7	2	0	0	29
at San Diego	*	2-5	0-2	7-7	0-4-4	2	11	11	2	0	3	31
UC Riverside	*	3-6	1-2	2-3	1-5-6	1	9	1	2	0	0	31
Elon		DNP-Injured										
Redlands		DNP-Injured										
San Diego Christian		DNP-Injured										
Chicago State		0-2	0-0	4-4	2-2-4	1	4	6	3	0	1	26
*UNLV	*	2-11	1-2	1-2	0-2-2	2	6	4	6	1	1	35
*at New Mexico	*	7-11	3-5	5-5	0-1-1	0	22	4	1	0	0	34
*Air Force	*	2-4	0-1	0-0	0-1-1	3	4	3	4	0	0	27
*at Wyoming	*	3-6	0-1	2-2	0-0-0	1	8	3	5	1	2	35
*at Colorado State	*	2-11	0-2	6-6	0-2-2	4	10	3	0	1	1	34
*Boise State	*	1-7	0-1	4-4	1-2-3	0	6	2	3	0	1	32
*TCU	*	1-5	0-0	1-2	2-0-2	3	3	1	4	0	0	30
*at UNLV	*	3-8	1-2	1-1	0-6-6	3	8	8	2	1	2	36
*New Mexico	*	3-6	0-1	3-4	2-3-5	3	9	4	4	0	1	40
*at Air Force	*	2-7	0-2	5-6	0-3-3	4	9	5	3	0	0	36
*Wyoming	*	3-8	0-1	3-3	0-1-1	1	9	6	1	1	2	36
*Colorado State	*	6-13	1-1	2-2	1-3-4	3	15	1	1	0	0	32
*at Boise State	*	3-5	0-1	4-4	0-0-0	1	10	1	0	0	1	35
*at TCU	*	7-8	0-0	2-2	1-6-7	5	16	2	1	0	0	36
*vs. Boise State	*	5-11	2-2	2-2	0-5-5	3	14	3	2	0	2	37
*vs. Colorado State	*	1-7	1-3	4-4	0-6-6	2	7	2	3	0	2	36
*vs. New Mexico												

MISCELLANEOUS STATS/SAN DIEGO STATE RECORD

Category	2011-12 Season	SDSU W/L	Career
Double-Figure Scoring	13	10-3	17
Double-Figure Assists	1	1-0	1
Double-Figure Rebounds	1	1-0	1
Double-Doubles	2	2-0	2
Led SDSU in Scoring	3	2-1	
Led SDSU in Rebounding	3	3-0	
Led SDSU in Assists	20	14-6	
20+ Point Games	3	2-1	3
6+ Assist Games	10	8-2	10
Consecutive Games	Current	Long	
Double-Figure Scoring	0	4	
With At Least 1 Assist	30	30	
Played 30 or More Minutes	13	13	
Consecutive Made FTs	21		

► THAMES CAREER STATISTICS

* at WASHINGTON STATE

Year	G-GS	Min.-Avg.	FG-FGA	Pct.	3P-3PA	Pct.	FT-FTA	Pct.	OR	DR	Reb	Avg.	PF-D	AT	TO	BS	ST	Pts	Avg.
09-10*	31-4	546-17.6	54-131	.412	9-34	.265	25-39	.641	13	32	45	1.5	59-0	38	29	1	24	142	4.6
11-12	29-28	982-33.9	95-230	.413	16-49	.327	98-118	.831	13	83	96	3.3	64-1	123	73	7	27	304	10.5
Totals	60-32	1528-25.5	149-361	.413	25-83	.301	123-157	.783	26	115	141	2.4	123-1	161	102	8	51	446	7.4

SEASON/CAREER HIGHS

Points

Season 13 vs. UC Davis (11-13-11)
Career 13 vs. UC Davis (11-13-11)

Rebounds

Season 5 vs. Redlands (12-30-11)
Career 5 vs. Redlands (12-30-11)

Assists

Season 5 vs. Colorado State (2-25-12)
5 vs. UC Davis (11-13-11)
Career 6 vs. SD Christian (11-26-10)

Field Goals

Season 5 vs. Southern Utah (11-12-11)
Career 5 vs. Southern Utah (11-12-11)

Field Goals Attempted

Season 9 vs. Southern Utah (11-12-11)
Career 9 vs. Southern Utah (11-12-11)

Three-Point Field Goals

Season 1 vs. Colorado State (3-9-12)
1 at Boise State (2-29-12)
1 at New Mexico (1-18-12)
1 vs. UC Davis (11-13-11)
1 vs. Southern Utah (11-12-11)
Career 1 vs. Colorado State (3-9-12)
1 at Boise State (2-29-12)
1 at New Mexico (1-18-12)
1 vs. UC Davis (11-13-11)
1 vs. Southern Utah (11-12-11)
1 vs. Wyoming (1-29-11)
1 vs. SD Christian (11-26-10)

Three-Point FG Attempted

Season 3 vs. Southern Utah (11-12-11)
Career 3 vs. Southern Utah (11-12-11)

Free Throws

Season 8 vs. UC Davis (11-13-11)
Career 8 vs. UC Davis (11-13-11)

Free Throws Attempted

Season 8 vs. UC Davis (11-13-11)
Career 8 vs. UC Davis (11-13-11)

Steals

Season 1 at TCU (3-3-12)
1 at Boise State (2-29-12)
1 at Air Force (2-18-12)
1 vs. Boise State (2-1-12)
1 at Colorado State (1-24-12)
1 vs. Redlands (12-30-11)
1 vs. Elon (12-22-11)
1 vs. UC Riverside (12-19-11)
1 vs. LBSU (11-19-11)
Career 2 vs. Cal Poly (12-13-10)

Blocked Shots

Season 1 vs. Bryant (11-11-11)
Career 1 vs. Bryant (11-11-11)

Minutes Played

Season 27 vs. Redlands (12-30-11)
Career 27 vs. Redlands (12-30-11)



3 • LABRADFORD FRANKLIN

GUARD • 6-2 • 175 • SOPHOMORE - IL
TEMECULA, CALIF. (GREAT OAK HIGH)

BIG NOTES

- ▶ Played in 15 consecutive games and 31 of San Diego State's 32 games this season.
- ▶ Despite averaging 12.3 minutes per game and owning the ninth-most minutes played on the team, Franklin has the second most assists on the squad (51).
- ▶ Had a streak of 21 consecutive made free throws broken on his final attempt in overtime at Boise State (3-8-12). Prior to that miss, his last previous miss was on Dec. 4, 2011.
- ▶ Currently, he has made 21 of his last 23 attempts from the field.
- ▶ San Diego State is 7-0 when he connects on a three-point field goal.
- ▶ Has at least one assist 20 of his last 21 games played and has 14 assists in his last six games (2.3 apg).

SEASON HIGHLIGHTS

- ▶ Made his seventh career three-point field goal in the victory over Colorado State in the MW tournament semifinals.
- ▶ Recorded three points, two rebounds - both offensive - two assists and one steal in 12 minutes at TCU (3-3-12).
- ▶ Matched his career high with one three-point field goal and grabbed two rebounds at Boise State (2-29-12).
- ▶ Led the team with a season- and game-high five assists vs. Colorado State (2-25-12).
- ▶ Finished with two points, two rebounds and four assists, which was one off his season high, vs. Wyoming (2-22-12).
- ▶ Played double-digit minutes in a career-best six consecutive games until the streak was broken at No. 14/16 UNLV (2-11-12).
- ▶ Committed one or fewer turnovers in seven of his last nine games played.
- ▶ Shared game-high honors with three assists at Wyoming (1-24-12), which marked the first time he has led the team in assists this season.
- ▶ Came off the bench and enjoyed a nearly flawless stat line: 3-3 FG, 1-1 3FG, 2-2 FT, nine points, three rebounds, two assists, zero turnovers, 13 minutes at New Mexico (1-18-12).
- ▶ Had four assists and zero turnovers while scoring four points against San Diego Christian (1-5-12).
- ▶ Scored 11 points, grabbed a career-high five rebounds and added four assists in a career-high 27 minutes vs. Redlands (12-30-11).
- ▶ Made all four of his free-throw attempts and finished with four points, two rebounds, two assists and a season-high-tying one steal vs. Elon (12-22-11).
- ▶ Connected on three of his five field-goal attempts and finished with six points, three rebounds, three assists and a season-high one steal in 18 minutes vs. UC Riverside (12-19-11).
- ▶ Scored two points and had one assist at San Diego (12-7-11), marking his first points and assist since the game at Baylor.
- ▶ Scored a career-high 13 points on a perfect 8-for-8 performance from the free-throw line, and had a season-high five assists vs. UC Davis (11-13-11).
- ▶ Scored a then-career-high 12 points to go along with a personal-best four rebounds vs. Southern Utah (11-12-11).
- ▶ Tied his career-high with 23 minutes of action vs. Bryant (11-11-11).

2011-12 GAME-BY-GAME STATISTICS

Opponent	GS	FG	3FG	FT	O-D-R	PF	TP	A	T	B	S	MP
Bryant	2-4	0-2	1-3	0-2-2	2	5	1	4	1	0	0	23
Southern Utah	5-9	1-3	1-1	0-4-4	1	12	1	4	0	0	0	24
UC Davis	2-4	1-2	8-8	0-3-3	1	13	5	1	0	0	0	19
at Baylor	1-2	0-0	0-0	1-0-1	1	2	3	1	0	0	0	12
USC	0-0	0-0	0-0	0-0-0	0	0	0	0	0	0	0	3
Long Beach State	0-1	0-0	0-0	0-0-0	1	0	0	0	0	0	1	3
at Arizona	0-2	0-0	0-0	0-1-1	1	0	0	1	0	0	0	9
at UC Santa Barbara	0-0	0-0	0-0	0-0-0	0	0	0	2	0	0	0	2
Creighton	0-1	0-1	0-2	0-0-0	0	0	0	0	0	0	0	2
California	0-0	0-0	0-0	0-0-0	2	0	0	1	0	0	0	5
at San Diego	1-1	0-0	0-0	0-0-0	1	2	1	1	0	0	0	4
UC Riverside	3-5	0-1	3-3	1-2-3	0	6	3	2	0	1	1	18
Elon	0-1	0-0	4-4	0-2-2	4	4	2	3	0	1	1	18
Redlands	3-5	0-0	5-5	0-5-5	1	11	4	5	0	1	1	27
San Diego Christian	2-2	0-0	0-0	0-3-3	0	4	4	0	0	0	0	16
Chicago State	0-1	0-1	0-0	0-0-0	1	0	1	1	0	0	0	9
*UNLV	DNP-CD											
*at New Mexico	3-3	1-1	2-2	0-3-3	1	9	2	0	0	0	0	13
*Air Force	1-3	0-1	0-0	1-2-3	2	2	1	1	0	0	0	16
*at Wyoming	0-0	0-0	0-0	0-0-0	3	0	3	2	0	0	0	15
*at Colorado State	0-4	0-2	0-0	0-1-1	2	0	1	1	0	1	0	12
*Boise State	1-2	0-1	3-3	1-1-2	1	5	1	1	0	1	0	13
*TCU	1-3	0-2	0-0	0-1-1	1	2	2	0	0	0	0	12
*at UNLV	0-2	0-0	0-0	0-1-1	0	0	0	3	0	0	0	8
*New Mexico	0-0	0-0	0-0	0-0-0	0	0	1	0	0	0	0	3
*at Air Force	0-3	0-2	4-4	0-3-3	1	4	1	1	0	1	0	15
*Wyoming	1-3	0-1	0-0	0-2-2	2	2	4	2	0	0	0	15
*Colorado State	0-2	0-0	0-0	0-1-1	0	0	5	1	0	0	0	15
*at Boise State	1-4	1-1	0-0	0-2-2	3	3	1	3	0	1	1	19
*at TCU	0-1	0-1	3-4	2-0-2	3	3	2	3	0	1	0	12
*vs. Boise State	0-1	0-1	0-0	0-0-0	1	0	1	1	0	0	0	7
*vs. Colorado State	1-2	1-2	0-0	1-1-2	1	3	1	1	0	0	0	11
*vs. New Mexico												

MISCELLANEOUS STATS/SAN DIEGO STATE RECORD

Category	2011-12 Season		Career	
	Games	SDSU W/L	Games	SDSU W/L
Double-Figure Scoring	3	3-0	3	3-0
Led SDSU in Scoring	0		0	
Led SDSU in Rebounding	0		0	
Led SDSU in Assists	2	2-0	3	3-0
4+ Assist Games	5	5-0	6	6-0
4+ Free Throw Attempts	5	4-1	6	5-1
Made a 3FG	5	5-0	7	7-0
Consecutive Games	Current	Long		
Played	15	16		
Point Scored	1	5		
With At Least One Assist	8	12		
Played 12 or More Minutes	0	6		
Consecutive Made FTs	0	21		

▶ FRANKLIN CAREER STATISTICS

Year	G-GS	Min.-Avg.	FG-FGA	Pct.	3P-3PA	Pct.	FT-FTA	Pct.	OR	DR	Reb	Avg.	PF-D	AT	TO	BS	ST	Pts	Avg.
10-11	17-1	135-7.9	11-27	.407	2-10	.200	12-15	.800	1	14	15	0.9	12-0	23	17	0	3	36	2.1
11-12	31-0	380-12.3	28-71	.394	5-25	.200	31-36	.861	7	40	47	1.5	37-0	51	46	1	9	92	3.0
Totals	48-1	515-10.7	39-98	.398	7-35	.200	43-51	.843	8	54	62	1.3	49-0	74	63	1	12	128	2.7

SEASON/CAREER HIGHS

Points

Season 14 vs. Wyoming (2-22-12)
14 vs. SD Christian (1-5-12)
14 vs. Bryant (11-11-11)
Career 18 at Auburn (1-8-11)

Rebounds

Season 11 vs. Southern Utah (11-12-11)
11 vs. Bryant (11-11-11)
Career 13 vs. Wichita State (12-18-10)

Assists

Season 3 vs. UC Riverside (12-19-11)
3 vs. Bryant (11-11-11)
Career 3 vs. UC Riverside (12-19-11)
3 vs. Bryant (11-11-11)
3 at Florida (1-16-10)

Field Goals

Season 7 vs. Bryant (11-11-11)
Career 9 at Auburn (1-8-11)

Field Goals Attempted

Season 10 vs. Bryant (11-11-11)
Career 16 at Kentucky (1-15-11)

Three-Point Field Goals

Season 1 vs. Colorado State (3-9-12)
Career 2 at Kentucky (1-15-11)

Three-Point FG Attempted

Season 1 vs. Colorado State (3-9-12)
1 vs. California (12-4-11)
1 vs. UC Davis (11-13-11)
Career 5 at Kentucky (1-15-11)

Free Throws

Season 10 vs. SD Christian (1-5-12)
Career 10 vs. SD Christian (1-5-12)

Free Throws Attempted

Season 14 vs. SD Christian (1-5-12)
Career 14 vs. SD Christian (1-5-12)

Steals

Season 2 at Baylor (11-15-11)
2 vs. Southern Utah (11-12-11)
Career 3 vs. Vanderbilt (3-10-11)
3 vs. Centenary (11-24-10)
3 vs. Arkansas (2-24-10)

Blocked Shots

Season 3 vs. Colorado State (2-25-12)
Career 3 vs. Colorado State (2-25-12)

Minutes Played

Season 30 vs. Bryant (11-11-11)
Career 34 vs. Arkansas (1-12-11)



5 • GARRETT GREEN

FORWARD • 6-11 • 240 • SENIOR - TR
WOODLAND HILLS, CALIF. (LSU)

BIG NOTES

- ▶ One of three players (Chase Tapley and DeShawn Stephens) to see action in all 32 games this season.
- ▶ Made 11 of his last 14 attempts (78.6 percent) from the field and 23 of his last 33 attempts (69.7 percent) from the floor.
- ▶ Had a streak of scoring in 25 consecutive games broken in the regular-season finale at TCU (3-3-12).
- ▶ Played in 65 consecutive games dating back to his sophomore season at LSU (3-6-10 was his last DNP).

SEASON HIGHLIGHTS

- ▶ Played 24 minutes against Colorado State in the Mountain West semifinals, his highest minute total since before conference season began (26 minutes vs. San Diego Christian, 1-5-12). He rewarded the coaching staff with 10 points (3-3 FGs), four rebounds.
- ▶ Started on Senior Night vs. Colorado State (2-25-12) and blocked a career-high three shots and added three points and three rebounds.
- ▶ In 20 minutes vs. Wyoming (2-22-12), he went 6-for-6 from the field en route to a season- and game-high 14 points.
- ▶ Started in place of the injured Jamaal Franklin and finished with five points and 10 rebounds in 18 minutes at Air Force (2-18-12) before suffering an ankle injury.
- ▶ Had his most productive Mountain West game vs. New Mexico (2-15-12) with nine points and a career-high two blocks in 19 minutes off the bench.
- ▶ Came off the bench and contributed five points and four rebounds at No. 14/16 UNLV (2-11-12).
- ▶ Scored seven points, his highest total of Mountain West play, against Air Force (1-21-12) and TCU (2-4-12).
- ▶ Posted 14 points on a career-best 10-for-14 from the free-throw line against San Diego Christian (1-5-12).
- ▶ Scored 10 points, marking the first time in his Aztec career that he posted two straight double-digit scoring games, and grabbed seven rebounds vs. Redlands (12-30-11).
- ▶ Scored 10 points, his third double-digit scoring game of the year, and grabbed five boards vs. Elon (12-22-11).
- ▶ Dished a career-high three assists and added nine points vs. UC Riverside (12-19-11).
- ▶ Collected a game-high 10 rebounds, for his third double-figure rebounding game of the season, vs. No. 24/23 California (12-4-11).
- ▶ Grabbed seven rebounds, marking the fourth straight outing with at least seven rebounds, vs. No. 11/22 Creighton (11-30-11).
- ▶ Scored in double figures (13) for the first time in seven games and added nine rebounds, his second-highest total of the season, at UC Santa Barbara (11-26-11).
- ▶ Collected a team-high seven rebounds at No. 23/23 Arizona (11-23-11).
- ▶ Nearly had a double-double with eight points and seven rebounds vs. Long Beach State (11-19-11).
- ▶ Went for eight points, which was more than his previous two outings combined, and five rebounds vs. USC (11-18-11).
- ▶ Grabbed a game-high 11 rebounds and blocked two shots vs. Southern Utah (11-12-11).
- ▶ Posted a double-double (14 points, game-high-tying 11 rebounds) and added a career-matching three assists vs. Bryant (11-11-11).

2011-12 GAME-BY-GAME STATISTICS

Opponent	GS	FG	3FG	FT	O-D-R	PF	TP	A	TO	B	S	MP
Bryant	*	7-10	0-0	0-2	5-6-11	2	14	3	1	1	1	30
Southern Utah	*	3-4	0-0	3-5	4-7-11	4	9	0	5	0	2	27
UC Davis	*	3-7	0-1	0-2	1-4-5	0	6	0	0	1	0	26
at Baylor	*	0-2	0-0	0-0	1-1-2	3	0	0	3	0	2	15
USC	*	3-6	0-0	2-2	0-5-5	0	8	0	2	0	0	22
Long Beach State	*	3-4	0-0	2-3	3-4-7	0	8	0	1	1	1	21
at Arizona	*	1-5	0-0	0-0	0-7-7	0	2	1	0	0	0	25
at UC Santa Barbara	*	4-6	0-0	5-12	3-6-9	0	13	0	0	0	0	23
Creighton	*	2-4	0-0	0-0	3-4-7	3	4	1	2	0	0	23
California	*	3-6	0-1	0-0	3-7-10	3	6	0	3	0	0	29
at San Diego	*	1-4	0-0	0-0	0-5-5	0	2	2	0	0	0	22
UC Riverside	*	4-7	0-0	1-2	1-3-4	0	9	3	2	0	1	25
Elon	*	5-8	0-0	0-1	3-2-5	1	10	1	0	1	0	24
Redlands		5-7	0-0	0-5	3-4-7	1	10	1	0	1	0	22
San Diego Christian	*	2-4	0-0	10-14	3-1-4	1	14	2	1	0	1	26
Chicago State	*	0-0	0-0	2-3	1-2-3	1	2	0	2	0	0	20
*UNLV		1-1	0-0	0-0	0-3-3	1	2	2	0	1	1	13
*at New Mexico		2-3	0-0	0-0	1-1-2	2	4	0	1	0	0	9
*Air Force		3-5	0-0	1-1	0-0-0	0	7	0	0	0	0	10
*at Wyoming		2-5	0-0	0-0	0-4-4	1	4	1	0	0	0	17
*at Colorado State		1-1	0-0	0-0	1-0-1	2	2	0	1	0	0	9
*Boise State		0-0	0-0	1-2	0-0-0	2	1	0	0	1	0	5
*TCU		3-4	0-0	1-2	0-2-2	4	7	0	2	0	1	12
*at UNLV		2-3	0-0	1-2	0-4-4	3	5	0	1	0	0	15
*New Mexico		4-6	0-0	1-5	1-1-2	3	9	0	1	2	0	19
*at Air Force	*	2-5	0-0	1-2	5-5-10	2	5	1	2	0	0	18
*Wyoming		6-6	0-0	2-4	1-2-3	0	14	0	1	0	0	20
*Colorado State	*	1-2	0-1	1-2	0-3-3	1	3	0	0	3	0	17
*at Boise State		1-2	0-0	1-2	1-0-1	0	3	0	1	0	0	11
*at TCU		0-1	0-0	0-0	2-3-5	3	0	0	1	0	0	20
*vs. Boise State		0-0	0-0	0-0	0-0-0	1	0	0	1	0	0	9
*vs. Colorado State		3-3	1-1	3-5	1-3-4	2	10	1	0	1	0	24
*vs. New Mexico												

MISCELLANEOUS STATS/SAN DIEGO STATE RECORD

Category	2011-12 Season Games	SDSU W/L	Career Games
Double-Figure Scoring	7	7-0	16
Double-Figure Rebounds	4	3-1	6
Double-Doubles	1	1-0	3
Led SDSU in Scoring	1	1-0	
Led SDSU in Rebounding	4	4-0	
Led SDSU in Assists	0		
20+ Point Games	3	2-1	3
6+ Assist Games	10	8-2	10
Consecutive Games	Current	Long	
Double-Figure Scoring	1	3	
With At Least 1 Rebound	1	30	
Without Fouling Out	32	48	
Consecutive Games Played	65		

GREEN CAREER STATISTICS

Year	G-GS	Min.-Avg.	FG-FGA	Pct.	3P-3PA	Pct.	FT-FTA	Pct.	OR	DR	Reb	Avg.	PF-D	AT	TO	BS	ST	Pts	Avg.
07-08*	25-1	24.1-9.6	20-47	.426	2-5	.400	3-7	.429	17	23	40	1.6	41-1	3	11	5	1	45	1.8
09-10*	30-11	32.0-10.7	27-80	.338	1-4	.250	8-27	.296	32	42	74	2.5	51-1	9	30	10	12	63	2.1
10-11*	32-5	57.5-18.0	82-183	.448	5-19	.263	33-75	.440	64	98	162	5.1	80-3	12	38	12	19	202	6.3
11-12	32-17	60.8-19.0	77-131	.588	1-4	.250	38-78	.487	47	99	146	4.6	46-0	19	34	13	10	193	6.0
Totals	119-34	1744-14.7	206-441	.467	9-32	.281	82-187	.439	160	262	422	3.5	218-5	43	113	40	42	503	4.2

* at LSU

SEASON/CAREER HIGHS

Points

Season 13 at Air Force (2-18-12)
13 vs. New Mexico (2-15-12)
Career 17 vs. Saint Mary's (12-13-08)
17 at N. Colo. (12-3-08)

Rebounds

Season 11 at Air Force (2-18-12)
Career 12 vs. UNLV (3-7-09)

Assists

Season 4 vs. TCU (2-4-12)
4 vs. UNLV (1-14-12)
4 vs. Elon (12-22-11)
Career 4 vs. TCU (2-4-12)
4 vs. UNLV (1-14-12)
4 vs. Elon (12-22-11)
4 at Wyoming (1-9-10)
4 vs. CSUN (12-22-08)
4 at Fresno State (11-11-07)

Field Goals

Season 5 at Air Force (2-18-12)
Career 7 vs. Colorado St. (3-4-09)
7 vs. Saint Mary's (12-13-08)

Field Goals Attempted

Season 10 at Air Force (2-18-12)
Career 11 vs. Saint Mary's (12-13-08)

Three-Point Field Goals

Season 1 vs. New Mexico (2-15-12)
Career 2 at Wyoming (1-9-10)
2 at N. Colo. (12-3-08)

Three-Point FG Attempted

Season 1 - five times
Career 4 at LBSU (11-13-10)

Free Throws

Season 5 at Boise State (2-29-12)
Career 5 at Boise State (2-29-12)

Free Throws Attempted

Season 8 at Air Force (2-18-12)
Career 8 at Air Force (2-18-12)

Steals

Season 2 vs. Wyoming (2-22-12)
2 vs. Air Force (1-21-12)
2 vs. LBSU (11-19-11)
2 at Baylor (11-15-11)
2 vs. Southern Utah (11-12-11)
Career 3 vs. Seattle (11-28-08)

Blocked Shots

Season 2 vs. Colorado State (2-25-12)
Career 3 at Air Force (1-3-09)

Minutes Played

Season 37 vs. California (12-4-11)
Career 37 vs. California (12-4-11)



10 • TIM SHELTON

FORWARD • 6-7 • 240 • SENIOR - 3L

FRESNO, CALIF. (CLOVIS WEST HIGH)

MOUNTAIN WEST ALL-DEFENSIVE TEAM, HONORABLE MENTION ALL-MOUNTAIN WEST

BIG NOTES

► Played in 61 games played without scoring in double figures, covering a span of 95 San Diego State games and 1,050 days (2 years, 10 months, 14 days), but has now done so in four of his last eight games (8.8 ppg).

► Shot 50 percent or better from the field in seven consecutive games (22-of-39, 56.4 pct.) and in 14 of his last 16 contests.

► Has scored a point in 18 consecutive games in which he has played.

► Wrote and performed a rap song called "Aztec Motto", the video of which was played before the starting lineups at home games.

► Works with a charity called "26 Seconds", that works to keep at-risk students in school.

► Has endured four knee surgeries during his time at San Diego State.

SDSU CAREER RANKINGS

► Tied for third in career victories (85).

SEASON HIGHLIGHTS

► Converted a key three-point play, which tied the game and eventually sent it to overtime at TCU (3-3-12).

► Made a career-high five free throws en route to 11 points at Boise State (2-29-12).

► Finished with six points, seven rebounds and a season-high two blocks on Senior Night vs. Colorado State (2-25-12).

► Scored in double figures in three straight outings (vs. New Mexico, at Air Force, vs. Wyoming) for the first time since Dec. 2008.

► Went for 10 points, a team-high seven rebounds and a season-high two steals vs. Wyoming (2-22-12).

► Scored a season-high 13 points and grabbed a season-best 11 rebounds at Air Force (2-18-12). His double-double was his first of the season.

► Scored in double figures for the first time since March 31, 2009 and his most since March 4, 2009, with his 13 vs. New Mexico (2-15-12). He also connected on his first three-point attempt since March 12, 2011, and took two charges.

► Grabbed seven rebounds at No. 14/16 UNLV (2-11-12).

► Pulled down a season- and game-high eight rebounds vs. Boise State (2-1-12).

► Was one rebound shy of his season high as he had seven at Colorado State (1-28-12).

► Had six or more rebounds in four straight games (broken at Wyoming), which was a season high and marked the first time he has accomplished the feat since his redshirt freshman year when he did it in seven consecutive outings (2008-09).

► Pulled down a game-high eight rebounds at New Mexico (1-18-12).

► Started vs. No. 12 UNLV (1-14-12) and had six rebounds and a career-high four assists.

► Missed three games in December (UC Riverside, Redlands, San Diego Christian) due to the coaching staff's decision to rest his knees.

► Finished a rebound short of his season high and finished with six rebounds and six points in a career-high 37 minutes vs. No. 24/23 California (12-4-11).

► Scored a season-high eight points and grabbed four rebounds vs. No. 11/22 Creighton (11-30-11).

► Drew six charges, scored six points, grabbed six rebounds and had three assists at No. 23/23 Arizona (11-23-11).

2011-12 GAME-BY-GAME STATISTICS

Opponent	GS	FG	3FG	FT	O-D-R	PF	TP	A	TO	B	S	MP
Bryant	*	2-6	0-1	0-0	3-4-7	1	4	1	1	1	0	24
Southern Utah	*	1-2	0-0	0-0	0-0-0	2	2	2	2	0	2	13
UC Davis	*	0-1	0-0	0-0	1-1-2	1	0	3	0	0	0	20
at Baylor	*	1-7	0-1	2-2	1-2-3	5	4	1	0	0	2	28
USC	*	2-4	0-0	1-1	3-3-6	2	5	2	1	0	1	36
Long Beach State	*	1-4	0-1	0-0	3-2-5	5	2	2	2	1	2	26
at Arizona	*	3-5	0-0	0-0	2-4-6	3	6	3	1	1	0	33
at UC Santa Barbara	*	2-6	0-0	0-0	2-3-5	5	4	1	1	0	0	23
Creighton	*	4-8	0-0	0-1	2-2-4	3	8	0	0	0	0	28
California	*	2-7	0-0	2-2	3-3-6	1	6	1	1	0	1	37
at San Diego	*	0-1	0-0	0-0	0-0-0	0	0	0	0	0	0	7
UC Riverside		DNP-CD, Injured										
Elon	*	3-3	0-0	1-1	0-3-3	1	7	4	1	0	1	19
Redlands		DNP-CD, Injured										
San Diego Christian		DNP-CD, Injured										
Chicago State		2-5	0-1	0-0	2-4-6	0	4	2	2	1	0	21
*UNLV	*	1-1	0-0	1-2	1-5-6	3	3	4	3	0	1	31
*at New Mexico	*	2-4	0-0	0-1	4-4-8	3	4	2	0	0	1	26
*Air Force	*	3-4	0-0	0-0	1-5-6	2	6	3	1	0	2	29
*at Wyoming	*	2-2	0-0	1-2	0-3-3	3	5	1	0	0	0	22
*at Colorado State	*	3-3	0-0	0-0	3-4-7	2	6	0	0	1	0	23
*Boise State	*	1-2	0-1	1-2	2-6-8	5	3	1	2	0	1	27
*TCU	*	1-3	0-1	2-2	0-2-2	1	4	4	1	0	0	18
*at UNLV	*	2-3	0-0	1-4	1-6-7	1	5	1	3	0	0	24
*New Mexico	*	4-9	1-1	4-4	1-0-1	3	13	2	2	0	0	28
*at Air Force	*	5-10	0-0	3-8	4-7-11	3	13	2	1	0	0	31
*Wyoming	*	4-7	0-0	2-2	3-4-7	1	10	1	0	1	2	37
*Colorado State	*	3-5	0-0	0-0	4-3-7	1	6	1	1	2	1	30
*at Boise State	*	3-5	0-0	5-7	1-3-4	3	11	1	1	0	0	25
*at TCU	*	2-4	0-0	2-3	1-1-2	5	6	3	1	0	0	18
*vs. Boise State	*	3-4	0-0	1-2	1-3-4	1	7	0	1	0	0	17
*vs. Colorado State	*	2-4	0-0	0-0	3-0-3	3	4	0	0	0	0	13
*vs. New Mexico												

MISCELLANEOUS STATS/SAN DIEGO STATE RECORD

Category	2011-12 Season		Career	
	Games	SDSU W/L	Games	SDSU W/L
Double-Figure Scoring	4	2-2	16	9-7
Double-Figure Rebounds	1	0-1	4	2-2
Double-Doubles	1	0-1	2	0-2
Led SDSU in Scoring	0		3	
Led SDSU in Rebounding	4	3-1	14	
Led SDSU in Assists	4	4-0	7	
7+ Rebound Games	8	5-3	18	12-6
4+ Assist Games	3	3-0	6	5-1
Consecutive Games	Current	Long		
Point Scored	18	40		
With At Least One Assist	0	9		
Consecutive Games Played	17	20		
Consecutive Games Started	16	14		
20 or More Minutes Played	0	16		

► SHELTON CAREER STATISTICS

Year	G-GS	Min.-Avg.	FG-FGA	Pct.	3P-3PA	Pct.	FT-FTA	Pct.	OR	DR	Reb	Avg.	PF-D	AT	TO	BS	ST	Pts	Avg.
07-08	4-3	113-28.3	16-29	.552	1-3	.333	7-9	.778	7	12	19	4.8	9-0	6	6	2	5	40	10.0
08-09	34-13	780-22.9	105-209	.502	8-25	.320	49-87	.563	73	88	161	4.7	75-3	43	32	11	21	267	7.9
09-10	9-2	116-12.9	9-26	.346	4-9	.444	8-18	.444	10	8	18	2.0	16-1	13	8	1	1	30	3.3
10-11	31-0	292-9.4	21-56	.375	4-17	.235	5-11	.455	13	34	47	1.5	34-0	12	9	1	6	51	1.6
11-12	29-28	714-24.6	64-129	.496	1-7	.143	29-46	.630	52	87	139	4.8	69-5	48	29	8	17	158	5.4
Totals	107-46	2015-18.8	215-449	.479	18-61	.295	98-171	.573	155	229	384	3.6	203-9	122	84	23	50	546	5.1

SEASON/CAREER HIGHS

Points

Season 22 vs. UNLV (1-14-12)
 Career 25 vs. LMU (1-29-09)
 25 vs. Houston Baptist (1-25-09)

Rebounds

Season 7 at Baylor (11-15-11)
 Career 7 at Baylor (11-15-11)

Assists

Season 4 vs. TCU (2-4-12)
 Career 5 vs. Houston Baptist (1-25-09)
 5 vs. San Francisco (1-23-09)

Field Goals

Season 8 vs. UNLV (1-14-12)
 8 vs. LBSU (11-19-11)
 Career 8 vs. UNLV (1-14-12)
 8 vs. LBSU (11-19-11)
 8 vs. Gonzaga (3-8-09)
 8 vs. LMU (1-29-09)

Field Goals Attempted

Season 17 vs. LBSU (11-19-11)
 Career 17 vs. LBSU (11-19-11)

Three-Point Field Goals

Season 5 vs. Colorado State (3-9-12)
 5 vs. UC Riverside (12-19-11)
 Career 5 vs. Colorado State (3-9-12)
 5 vs. UC Riverside (12-19-11)
 5 vs. Occidental (12-31-10)
 5 vs. LMU (1-29-09)
 5 vs. Houston Baptist (1-25-09)

Three-Point FG Attempted

Season 10 vs. TCU (2-4-12)
 Career 10 vs. TCU (2-4-12)

Free Throws

Season 4 vs. Creighton (11-30-11)
 4 at Arizona (11-23-11)
 Career 8 vs. UTEP (12-30-08)

Free Throws Attempted

Season 9 at Arizona (11-23-11)
 Career 9 at Arizona (11-23-11)

Steals

Season 2 vs. TCU (2-4-12)
 2 at Wyoming (1-24-12)
 Career 3 at Miami (Ohio) (11-22-10)

Blocked Shots

Season 1 vs. USC (11-17-11)
 Career 1 vs. USC (11-17-11)
 1 at TCU (1-5-11)

Minutes Played

Season 40 vs. LBSU (11-19-11)
 Career 43 vs. Portland (2-28-09)



II • JAMES RAHON

GUARD • 6-5 • 210 • JUNIOR - II
 SAN DIEGO, CALIF. (SANTA CLARA)

BIG NOTES

► San Diego State is 8-0 this season and 21-1 the past two seasons when Rahon connects on multiple three-point field goal attempts.

► In his last five games, Rahon is averaging 10.0 ppg and 3.0 rpg. He has eight three-point baskets and just two turnovers in those 163 minutes.

► Has 151 career three-point field goals in 98 career games.

► Knocked down multiple three-point field goals in 41 career games and 22 times as an Aztec.

► Has one turnover or less in 59 of his last 66 games.

SDSU CAREER RANKINGS

► 6th in 3FG percentage (38.7), 13th in 3FGM (92), 21st in career victories (57)

SEASON HIGHLIGHTS

► Posted his third double-figure scoring game in his last five outings with 15 points against Colorado State in the MW semifinal round game (3-9-12). He was 6-of-7 inside the arc in the game.

► Scored 12 points and added three rebounds at TCU (3-3-12).

► Knocked down four three-pointers en route to 14 points vs. Colorado State (2-25-12).

► Scored 11 points vs. New Mexico (2-15-12).

► Scored 16 points, grabbed five rebounds, and added a season-high four assists and two steals vs. TCU (2-4-12).

► Had a season-high two steals and added nine points at Wyoming (1-24-12).

► Scored an Aztec career-high 22 points on 8-of-14 shooting and connected on three three-point field goals for a second straight game vs. UNLV (1-14-12).

► Had a season-high three assists and knocked down three three-point field goals to finish with nine points vs. Chicago State (1-10-12).

► Nailed a pair of threes en route to 10 points vs. Redlands (12-30-11).

► Dished out a season-high three assists and finished with seven points vs. Elon (12-22-11).

► Knocked down a career-high five three-point field goals en route to a game-high 19 points and five rebounds vs. UC Riverside (12-19-11).

► Scored 11 points on a season-high four free throws and added a then-season-high two assists and one steal vs. No. 22 Creighton (11-30-11).

► Scored 13 points and made a season-high four free throws at No. 23/23 Arizona (11-23-11).

► Produced his first 20-point game of his Aztec career when he scored 20 on a career-high eight field goals vs. Long Beach State (11-19-11).

► Went for 10 points and a career-high seven rebounds at No. 11/12 Baylor (11-15-11), his first game of the season after suffering a left foot injury before the season opener.

2011-12 GAME-BY-GAME STATISTICS

Opponent	GS	FG	3FG	FT	O-D-R	PF	TP	A	TO	B	S	MP
Bryant		DNP-Injured										
Southern Utah		DNP-Injured										
UC Davis		DNP-Injured										
at Baylor	*	4-9	0-4	2-2	1-6-7	1	10	0	4	0	0	29
USC	*	1-10	1-7	3-4	1-2-3	0	6	1	3	0	1	30
Long Beach State	*	8-17	1-5	3-5	2-1-3	2	20	2	2	0	1	40
at Arizona	*	4-8	1-1	4-9	0-4-4	2	13	0	0	0	0	34
at UC Santa Barbara	*	1-7	0-3	3-4	0-2-2	2	5	0	1	0	0	34
Creighton	*	3-8	1-2	4-6	0-2-2	4	11	2	2	0	1	33
California	*	4-8	1-3	0-0	0-2-2	2	9	0	0	0	1	29
at San Diego	*	2-5	1-3	0-1	0-0-0	0	5	0	0	0	1	27
UC Riverside	*	7-11	5-8	0-0	1-4-5	3	19	0	0	0	0	30
Elon	*	3-9	1-5	0-0	0-2-2	1	7	3	1	0	0	33
Redlands	*	4-9	2-5	0-0	0-3-3	0	10	0	0	0	1	25
San Diego Christian	*	3-7	1-3	0-0	1-1-2	0	7	0	1	0	0	30
Chicago State	*	3-6	3-6	0-0	0-2-2	2	9	3	0	0	0	30
*UNLV	*	8-14	3-5	3-4	1-3-4	2	22	1	0	0	1	38
*at New Mexico	*	3-4	2-2	0-0	1-1-2	2	8	1	0	0	1	32
*Air Force	*	1-7	0-3	0-3	1-2-3	0	2	1	0	0	0	26
*at Wyoming	*	4-7	1-2	0-0	1-2-3	0	9	0	3	0	2	33
*at Colorado State	*	1-8	1-4	1-2	1-0-1	3	4	1	0	0	0	33
*Boise State	*	1-5	1-3	0-0	0-3-3	4	3	0	0	0	0	29
*TCU	*	6-14	4-10	0-0	2-3-5	1	16	4	0	0	2	34
*at UNLV	*	2-4	0-0	0-0	0-1-1	3	4	1	1	0	0	37
*New Mexico	*	5-10	1-4	0-0	0-3-3	2	11	1	1	0	0	35
*at Air Force	*	1-8	0-5	0-0	2-2-4	4	2	0	3	0	0	34
*Wyoming	*	1-4	0-1	0-0	0-1-1	2	2	0	1	0	0	28
*Colorado State		5-11	4-8	0-0	0-3-3	2	14	1	0	0	0	33
*at Boise State	*	3-5	0-1	0-0	0-4-4	3	6	0	1	0	0	29
*at TCU	*	4-9	2-5	2-2	1-2-3	5	12	0	1	0	1	32
*vs. Boise State	*	1-4	1-3	0-0	0-2-2	3	3	0	0	0	1	38
*vs. Colorado State	*	7-12	1-5	0-0	1-2-3	0	15	1	0	0	0	31
*vs. New Mexico												

MISCELLANEOUS STATS/SAN DIEGO STATE RECORD

Category	2011-12 Season Games	SDSU W/L	Career Games
Double-Figure Scoring	12	9-3	41
20-Point Games	2	2-0	6
Led SDSU in Scoring	1	1-0	
Led SDSU in Rebounding	1	0-1	
Led SDSU in Assists	1	1-0	
Multiple Assists	5	4-1	23
Multiple 3FGM	8	8-0	41
One Turnover or Less	23	20-3	80
Consecutive Games	Current	Long	
Scoring A Point	32	32	
Consecutive Games Played	29	41	
Double-Figure Scoring	1	7	
With At Least 1 3FGM	3	16	
Without Fouling Out	2	60	

► RAHON CAREER STATISTICS

* at SANTA CLARA

Year	G-GS	Min.-Avg.	FG-FGA	Pct.	3P-3PA	Pct.	FT-FTA	Pct.	OR	DR	Reb	Avg.	PF-D	AT	TO	BS	ST	Pts	Avg.
08-09*	32-17	863-27.0	118-287	.411	59-145	.407	66-85	.776	14	41	55	1.7	44-0	42	43	0	16	361	11.3
10-11	37-6	800-21.6	90-211	.427	53-122	.434	27-39	.692	15	43	58	1.6	54-1	30	18	1	15	260	7.0
11-12	29-28	926-31.9	100-240	.417	39-116	.336	25-42	.595	17	65	82	2.8	55-1	23	25	0	14	264	9.1
Totals	98-51	2598-26.4	308-738	.417	151-383	.394	118-166	.711	46	149	195	2.0	153-2	95	86	1	45	885	9.0

SEASON/CAREER HIGHS

Points

Season 35 at TCU (3-3-12)
Career 35 at TCU (3-3-12)

Rebounds

Season 16 vs. Colorado State (2-25-12)
Career 16 vs. Colorado State (2-25-12)

Assists

Season 5 at TCU (3-3-12)
5 vs. Redlands (12-30-11)
5 vs. UC Riverside (12-19-11)
Career 5 at TCU (3-3-12)
5 vs. Redlands (12-30-11)
5 vs. UC Riverside (12-19-11)

Field Goals

Season 10 vs. UC Davis (11-13-11)
Career 10 vs. UC Davis (11-13-11)

Field Goals Attempted

Season 19 vs. Redlands (12-30-11)
Career 19 vs. Redlands (12-30-11)

Three-Point Field Goals

Season 4 vs. Redlands (12-30-11)
4 vs. UC Davis (11-13-11)
Career 4 vs. Redlands (12-30-11)
4 vs. UC Davis (11-13-11)

Three-Point FG Attempted

Season 9 vs. Redlands (12-30-11)
Career 9 vs. Redlands (12-30-11)

Free Throws

Season 14 at TCU (3-3-12)
14 vs. Colorado State (2-25-12)
Career 14 at TCU (3-3-12)
14 vs. Colorado State (2-25-12)

Free Throws Attempted

Season 17 at TCU (3-3-12)
Career 17 at TCU (3-3-12)

Steals


Season 6 vs. Redlands (12-30-11)
Career 6 vs. Redlands (12-30-11)

Blocked Shots

Season 3 vs. Redlands (12-30-11)
Career 3 vs. Redlands (12-30-11)

Minutes Played

Season 42 at TCU (3-3-12)
Career 42 at TCU (3-3-12)



21 • JAMAAL FRANKLIN

GUARD • 6-5 • 195 • SOPHOMORE - 1L

HAWTHORNE, CALIF. (WESTWIND PREP INTERNATIONAL)

MW PLAYER OF THE YEAR, FIRST-TEAM ALL-MW, USBWA ALL-DISTRICT IX

BIG NOTES

► Named Mountain West Player of the Year to become the second Aztec player to earn the honor (Brandon Heath, 2006).

► Is the first sophomore to earn the honor since Utah's Andrew Bogut was named the league's player of the year in 2005. No Aztec in any conference had ever earned league PoY as a sophomore.

► Last five games: 24.4 ppg, 10.4 rpg, 3.0 apg, 50.8 FG pct., 45-54 FTs (83.3 pct.). His five-game point total (122) and rebound total (52) are his highest total of his career.

► Has scored in double-figures in 19 consecutive games, which included every Mountain West game this season.

► Has at least seven FTA in each of the last seven games. He has 54 FTA in his last five games (10.8 FTA/gm) and 92 in the last 10 games (9.2 FTA/gm).

► His 11 double-doubles this season are the ninth-most in school history (Aerick Sanders, 8th-12), and are the second most among sophomores in school history (Kawhi Leonard, 23).

► Needs 40 made free throws to move into a first-place tie for most made free throws in the Fisher Era. That title is held by Marcus Slaughter, who had 192 makes during his 2005-06 junior season.

SEASON HIGHLIGHTS

► Three-time MW Player of the Week.

► Hit the game-winning three-pointer as time expired vs. Boise State in the MW quarterfinals (3-8-12). He finished with 19 points, a team-high five rebounds and three assists.

► Scored a career-high 35 points, including a career-high 14 off free throws, grabbed 13 rebounds and dished a career-high five assists in a personal-best 42 minutes at TCU (3-3-12).

► Had 31 points and set a career high with 16 rebounds vs. Colorado State (2-25-12). He also connected on a career-best 14 free throws (14-for-15).

► Tallied a game-high 24 points and 11 rebounds vs. TCU (2-4-12). Also went 9-for-10 from the free-throw line.

► Recorded his sixth double-double in his last eight games after he finished with a game-high 24 points and a team-best 10 rebounds at Colorado State (1-28-12).

► Had 14 points and 10 rebounds vs. Air Force (1-21-12).

► Recovered from a two-point first half (1-6 FG) and finished by making four of seven shots to finish with 12 points at New Mexico (1-18-12).

► Hit the game-winning lay-up with 0.3 seconds left vs. No. 12 UNLV (1-14-12). Finished with a team-high 24 points and 10 rebounds.

► Had 16 points and 10 rebounds vs. Chicago State (1-10-12).

► Finished with a game-high 26 points, 10 rebounds, a personal-best five assists, a career-record three blocks and a personal-high six steals in 28 minutes vs. Redlands (12-30-11). He also connected on a career-high four three-point field goals.

► Notched a game-high 19 points and six rebounds in his second career start vs. Elon (12-22-11).

► Started his first career game vs. UC Riverside (12-19-11) and finished with a career-high five assists.

► Filled the stat sheet with 11 points, five rebounds, a career-high two blocks and two steals at San Diego (12-7-11).

► Scored 19 points and had eight rebounds in 22 minutes off the bench vs. No. rv/22 Creighton (11-30-11).

► Enjoyed a career day vs. UC Davis (11-13-11) with a personal-best 31 points (10-17 FG, 4-7 3FG, 7-7 FT) and added six rebounds and career-high three steals in just 27 minutes off the bench.

2011-12 GAME-BY-GAME STATISTICS

Opponent	GS	FG	3FG	FT	O-D-R	PF	TP	A	TO	B	S	MP
Bryant	DNP-Suspension											
Southern Utah	6-12	1-3	0-2	0-3-3	2	13	1	1	0	2	27	
UC Davis	10-17	4-7	7-7	2-4-6	1	31	0	4	1	3	27	
at Baylor	3-12	0-5	5-5	1-2-3	1	11	0	2	0	0	21	
USC	4-9	1-4	5-5	2-2-4	1	14	1	3	1	0	20	
Long Beach State	7-17	2-6	5-7	5-4-9	3	21	1	3	1	1	34	
UC Arizona	3-7	2-5	0-2	1-4-5	4	8	2	3	0	1	15	
at UC Santa Barbara	4-10	0-3	4-6	1-5-6	2	12	1	0	0	2	31	
Creighton	6-12	2-4	5-6	0-8-8	2	19	0	2	0	0	22	
California	1-6	0-1	7-8	3-6-9	3	9	1	1	0	0	24	
at San Diego	3-12	1-2	4-6	2-3-5	2	11	0	2	2	2	24	
UC Riverside	* 1-10	0-5	4-6	1-4-5	2	6	5	1	0	1	25	
Elon	* 8-16	2-5	1-1	1-5-6	2	19	0	4	1	0	31	
Redlands	* 9-19	4-9	4-5	2-8-10	1	26	5	2	3	6	28	
San Diego Christian	* 4-10	2-5	1-2	2-3-5	3	11	1	1	0	2	30	
Chicago State	* 6-17	1-7	3-8	1-9-10	3	16	1	3	0	2	28	
*UNLV	* 8-18	0-4	8-8	1-9-10	2	24	2	3	1	1	38	
*at New Mexico	* 5-13	2-6	0-1	1-4-5	1	12	2	2	1	1	30	
*Air Force	* 5-11	2-5	2-2	2-8-10	2	14	3	4	1	1	36	
*at Wyoming	* 4-7	2-4	2-2	1-10-11	4	12	0	7	0	1	29	
*at Colorado State	* 8-18	2-7	6-7	3-7-10	4	24	0	3	2	0	37	
*Boise State	* 3-9	1-5	9-10	3-5-8	3	16	0	6	1	0	30	
*TCU	* 7-11	1-3	9-10	5-6-11	2	24	1	2	1	0	33	
*at UNLV	* 5-12	2-7	3-4	1-7-8	2	15	0	5	0	1	34	
*New Mexico	* 5-11	0-4	6-7	1-9-10	3	16	2	2	0	0	30	
*at Air Force	DNP-Injured											
*Wyoming	* 3-10	1-5	5-7	1-4-5	3	12	0	3	0	1	34	
*Colorado State	* 8-15	1-4	14-15	4-12-16	2	31	1	3	2	0	35	
*at Boise State	* 5-9	2-4	6-7	1-11-12	4	18	3	3	0	0	34	
*at TCU	* 9-18	3-8	14-17	1-12-13	3	35	5	6	1	2	42	
*vs. Boise State	* 6-10	2-3	5-7	1-4-5	2	19	3	4	0	0	38	
*vs. Colorado State	* 5-13	3-4	6-8	2-4-6	4	19	3	1	0	0	30	
*vs. New Mexico												

MISCELLANEOUS STATS/SAN DIEGO STATE RECORD

Category	2011-12 Season		Career	
	Games	SDSU W/L	Games	SDSU W/L
Double-Figure Scoring	27	22-5	28	23-5
Double-Figure Rebounds	11	9-2	12	10-2
Double-Doubles	11	9-2	12	10-2
20-Point Games	8	7-1	8	7-1
30-Point Games	3	3-0	3	3-0
Led SDSU in Scoring	15	13-2	15	13-2
Led SDSU in Rebounding	16	13-3	16	13-3
Led SDSU in Assists	5	5-0	5	5-0
Multiple 3FGM	16	13-3	17	14-3
7 or More FTA	14	12-2	14	12-2
Multiple Assists	11	10-1	12	11-1
Multiple Steals	8	8-0	9	9-0
Consecutive Games	Current	Long		
Games Started	20	20		
Double-Figure Scoring	19	19		
7 or More FTA	7	7		
With a 3FGM	6	7		
Double-Doubles	0	3		

FRANKLIN CAREER STATISTICS

Year	G-GS	Min.-Avg.	FG-FGA	Pct.	3P-3PA	Pct.	FT-FTA	Pct.	OR	DR	Reb	Avg.	PF-D	AT	TO	BS	ST	Pts Avg.	
10-11	22-0	178-8.1	24-48	.500	7-21	.333	9-17	.529	15	26	41	1.9	18-0	10	14	5	4	64	2.9
11-12	30-20	897-29.9	161-371	.434	46-144	.319	150-188	.798	52	182	234	7.8	73-0	44	86	19	30	518	17.3
Totals	52-20	1075-20.7	185-419	.442	53-165	.321	159-205	.776	67	208	275	5.3	91-0	54	100	24	34	582	11.2

SEASON/CAREER HIGHS

Points
Season 28 at Baylor (11-15-11)
Career 28 at Baylor (11-15-11)
Rebounds
Season 11 vs. Bryant (11-11-11)
Career 11 vs. Bryant (11-11-11)
Assists
Season 6 vs. Colorado State (3-9-12)
6 vs. Bryant (11-11-11)
Career 9 vs. Pomona-Pitzer (12-31-09)

Field Goals

Season	10 vs. Chicago State (1-10-12)
	10 vs. California (12-4-11)
	10 at Baylor (11-15-11)
Career	10 vs. Chicago State (1-10-12)
	10 vs. California (12-4-11)
	10 at Baylor (11-15-11)
	10 vs. Wyoming (1-29-11)

Field Goals Attempted

Season	20 at TCU (3-3-12)
Career	20 at TCU (3-3-12)

Three-Point Field Goals

Season	8 at Baylor (11-15-11)
Career	8 at Baylor (11-15-11)

Three-Point Field Goals Attempted

Season	10 at UCSB (11-26-11)
	10 at Baylor (11-15-11)
Career	10 at UCSB (11-26-11)
	10 at Baylor (11-15-11)

Free Throws

Season	6 vs. Bryant (11-11-11)
Career	6 vs. Bryant (11-11-11)

Free Throws Attempted

Season	6 at New Mexico (1-18-12)
	6 vs. California (12-4-11)
	6 vs. Southern Utah (11-12-11)
	6 vs. Bryant (11-11-11)
Career	6 - four times

Steals

Season	7 vs. UC Davis (11-13-11)
Career	7 vs. UC Davis (11-13-11)

Blocked Shots

Season	2 at New Mexico (1-18-12)
	2 vs. UC Riverside (12-19-11)
	2 at San Diego (12-7-11)
	2 vs. LBSU (11-19-11)
Career	2 - six times

Minutes Played

Season	43 at TCU (3-3-12)
Career	43 at TCU (3-3-12)



22 • CHASE TAPLEY

GUARD • 6-3 • 195 • JUNIOR - 2L
SACRAMENTO, CALIF. (SACRAMENTO HIGH)

SECOND-TEAM ALL-MOUNTAIN WEST

BIG NOTES

- Is SDSU's 27th 1,000-point scorer. He is the 10th player to accomplish the feat at SDSU under Steve Fisher. ... Is the 20th player in school history with 200 career assists. ... Is the sixth player in school history to have played in 80 victories.
- Has 14 assists in his last three games (4.7 avg). That ties the highest three-game total of his career.
- Has 35 rebounds in his last eight games (4.4 rpg).
- Has 21 career turnover-free games and 59 games with one turnover or less.

SDSU CAREER RANKINGS

- 4th in three-point field goal percentage (39.9), 5th in three-point field goals (145), 5th in victories (81), 7th in steals (140), 12th in games started (80), 12th in minutes played (2,726), 16th in field goals (394), 19th in efficiency points (1,107), 20th in assists (209), 22nd in scoring (1,035).

SEASON HIGHLIGHTS

- Two-time MW Player of the Week.
- Went for 17 points and a season-high tying six assists in the MW semifinal round game (3-9-12).
- Scored a game-high 20 points and added a game-high four assists and a game-high four steals vs. Boise State in the MW quarterfinals (3-8-12).
- Went for 18 points, six rebounds and four assists in a career-high 43 minutes at TCU (3-3-12).
- Posted a team-high 17 points and grabbed nine rebounds at Air Force (2-18-12).
- Scored in double figures in a career-long 18 straight games until he scored seven points vs. New Mexico (2-15-12).
- Scored a game-high 22 points, including 16 in the final 14:42, at No. 14/16 UNLV (2-11-12).
- Made a three-pointer in a career-long 19 straight games, but the streak was broken at Colorado State (1-28-12).
- Had 12 points, seven rebounds, three assists, career-high two blocks and a game-high three steals at New Mexico (1-18-12).
- Grabbed six rebounds, his second-highest total of the season, and added 11 points, three assists and a team-high two steals vs. No. 12 UNLV (1-14-12).
- Scored 24 points vs. Chicago State (1-10-12). Made a career-high 10 field goals, including three from behind the arc, and added four assists.
- Went 7-for-8 from the field and knocked down both three-point tries en route to 17 points vs. UC Riverside (12-19-11). He also added three assists and a career-high two blocked shots.
- Scored at least 20 points for the second consecutive game for the second time this season after he finished with a game-high 23 points, while also adding a career-high two blocks at San Diego (12-7-11).
- Had a game-high 25 points on a career-high 10 field goals and a game-high three steals vs. No. 24/23 Cal (12-4-11).
- Finished with a game-high 17 points and four assists at No. 23/23 Arizona (11-23-11).
- Connected on a Steve Fisher-era-record-tying eight three-pointers to finish with a career-high 28 points, four rebounds and four steals at No. 11/12 Baylor (11-15-11).
- Went off for 23 points after connecting on four threes and added a career-high seven steals vs. UC Davis (11-13-11).
- Led the team in scoring with 16 points and finished with five steals vs. Southern Utah (11-12-11).
- Produced one of his finest games as he posted his first career double-double (game-high 20 points, game-high-tying 11 rebounds) and added six assists and three steals vs. Bryant (11-11-11).

2011-12 GAME-BY-GAME STATISTICS

Opponent	GS	FG	3FG	FT	O-D-R	PF	TP	A	TO	B	S	MP
Bryant	*	7-15	0-3	6-6	2-9-11	0	20	6	1	0	3	38
Southern Utah	*	5-9	3-5	3-6	0-2-2	1	16	4	1	0	5	24
UC Davis	*	7-11	4-6	5-6	1-1-2	2	23	1	2	0	7	33
at Baylor	*	10-17	8-10	0-0	1-3-4	2	28	0	1	1	4	36
USC	*	2-7	1-5	0-0	1-4-5	1	5	1	2	0	1	34
Long Beach State	*	2-10	1-3	2-4	1-4-5	3	7	3	1	2	1	39
at Arizona	*	7-12	3-4	2-2	0-3-3	1	17	4	2	0	1	34
at UC Santa Barbara	*	6-16	3-10	1-1	1-3-4	4	16	0	2	0	0	39
Creighton	*	6-13	3-6	0-0	0-3-3	1	15	1	0	1	2	34
California	*	10-17	2-3	3-6	2-3-5	1	25	0	2	1	3	33
at San Diego	*	9-14	3-6	2-2	1-3-4	1	23	2	2	2	0	38
UC Riverside	*	7-8	2-2	1-2	1-3-4	1	17	3	1	2	0	28
Elon	*	6-13	2-5	0-0	0-5-5	1	14	3	5	0	2	26
Redlands	*	5-9	3-5	3-4	0-1-1	4	16	2	2	1	1	24
San Diego Christian	*	4-8	2-5	1-2	1-3-4	1	11	5	2	0	3	26
Chicago State	*	10-17	3-8	1-1	1-4-5	4	24	4	2	1	0	31
*UNLV	*	4-10	1-3	2-2	0-6-6	1	11	3	2	0	2	34
*at New Mexico	*	3-11	1-6	5-6	0-7-7	0	12	3	2	2	3	36
*Air Force	*	7-14	2-6	0-0	0-3-3	1	16	2	1	1	3	38
*at Wyoming	*	5-10	2-4	0-0	0-4-4	0	12	1	0	0	0	34
*at Colorado State	*	3-17	0-6	4-5	1-1-2	3	10	1	2	0	3	36
*Boise State	*	5-16	1-6	3-4	1-2-3	4	14	2	3	0	2	38
*TCU	*	5-10	2-3	2-2	0-5-5	2	14	1	1	0	2	32
*at UNLV	*	9-16	4-7	0-0	1-2-3	3	22	1	1	0	0	32
*New Mexico	*	3-11	1-4	0-0	1-4-5	0	7	2	0	0	0	38
*at Air Force	*	6-12	3-6	2-3	2-7-9	2	17	1	4	0	1	37
*Wyoming	*	3-12	2-3	2-2	0-3-3	4	10	1	1	0	1	37
*Colorado State	*	1-7	0-1	3-5	1-2-3	3	5	1	1	1	1	28
*at Boise State	*	5-13	1-6	0-0	1-3-4	1	11	1	3	0	1	35
*at TCU	*	7-20	1-5	3-3	1-5-6	0	18	4	1	0	1	43
*vs. Boise State	*	8-14	4-7	0-0	0-1-1	0	20	4	1	0	4	37
*vs. Colorado State	*	6-12	1-3	4-5	0-4-4	0	17	6	1	0	2	34
*vs. New Mexico												

MISCELLANEOUS STATS/SAN DIEGO STATE RECORD

Category	2011-12 Season		Career	
	Games	SDSU W/L	Games	SDSU W/L
Double-Figure Scoring	28	23-5	55	44-11
20-Point Games	8	6-2	9	7-2
Led SDSU in Scoring	12	9-3	19	
Led SDSU in Rebounding	1	1-0	4	
Led SDSU in Assists	6	6-0	19	
Multiple Assists	18	17-1	54	
Multiple 3FGM	20	16-4	43	
Multiple Steals	16	13-3	35	
Consecutive Games	Current	Long		
Without Fouling Out	127	127		
Consecutive Games Started	41	41		
Scoring A Point	33	62		
With An Assist	22	21		
Double-Figure Scoring	4	18		
With At Least 1 3FGM	4	19		

▶ TAPLEY CAREER STATISTICS

Year	G-GS	Min.-Avg.	FG-FGA	Pct.	3P-3PA	Pct.	FT-FTA	Pct.	OR	DR	Reb	Avg.	PF-D	AT	TO	BS	ST	Pts Avg.	
09-10	33-17	773-23.4	98-196	.500	35-93	.376	20-28	.714	21	55	76	2.3	50-0	72	39	13	37	251	7.6
10-11	34-31	867-25.5	113-233	.485	41-108	.380	24-29	.828	21	61	82	2.4	45-0	64	45	8	44	291	8.6
11-12	32-32	1086-33.9	183-401	.456	69-162	.426	58-79	.734	22	113	135	4.2	52-0	73	52	15	59	493	15.4
Totals	99-80	2726-27.5	394-830	.475	145-363	.399	102-136	.750	64	229	293	3.0	147-0	209	136	36	140	1,035	10.5

CAREER HIGHS

Points

Career 18 vs. SD Christian (1-5-12)

Rebounds

Career 9 vs. Colorado State (3-9-12)
 9 at TCU (3-3-12)
 9 vs. Redlands (12-30-11)
 9 vs. Elon (12-22-11)
 9 at San Diego (12-7-11)
 9 vs. Creighton (11-30-11)
 9 vs. USC (11-17-11)
 9 vs. Southern Utah (11-12-11)

Assists

Career 2 vs. LBSU (11-19-11)

Field Goals

Career 7 at San Diego (12-7-11)

Field Goals Attempted

Career 9 vs. Southern Utah (11-12-11)

Three-Point Field Goals

Career --

Three-Point FG Attempted

Career --

Free Throws

Career 6 vs. SD Christian (1-5-12)

Free Throws Attempted

Career 8 vs. SD Christian (1-5-12)
 8 vs. Bryant (11-11-11)

Steals


Career 1 vs. Colorado State (3-9-12)
 1 at TCU (3-3-12)
 1 at Colorado State (1-28-12)
 1 at New Mexico (1-18-12)
 1 vs. Chicago State (1-10-12)
 1 vs. SD Christian (1-5-12)
 1 at San Diego (12-7-11)
 1 vs. LBSU (11-19-11)
 1 vs. USC (11-17-11)
 1 vs. Bryant (11-11-11)

Blocked Shots

Career 3 vs. Colorado State (3-9-12)

Minutes Played

Career 32 at San Diego (12-7-11)



23 • DESHAWN STEPHENS

FORWARD • 6-8 • 215 • JUNIOR - JC
 LOS ANGELES, CALIF. (SANTA MONICA COLLEGE)

BIG NOTES

- ▶ Tied a career-high with nine rebounds in the season-finale conference championship clinching victory at TCU (3-3-12).
- ▶ There were 10 total rebounds grabbed in overtime of the TCU game, with Stephens grabbing five of them.
- ▶ In his last three games, he has 14 points and 15 rebounds in 50 total minutes on the court.
- ▶ Made five of his last eight field-goal attempts (62.5 percent).

SEASON HIGHLIGHTS

- ▶ Scored eight points and grabbed a career-high nine rebounds at TCU (3-3-12).
- ▶ Went for eight points and a game-high seven rebounds in 18 minutes vs. Wyoming (2-22-12).
- ▶ Came off the bench and made 6-of-8 field goals en route to 13 points, while grabbing six rebounds vs. TCU (2-4-12).
- ▶ Started the season by hitting just eight of his first 28 free-throw attempts. Since then, he is 11 for his last 16.
- ▶ Connected on all four free-throw attempts marking the first time he has finished 100 percent from the line in his career. He had six points and four rebounds vs. Air Force (1-21-12).
- ▶ Scored a career-high 18 points after making a personal-best six free throws and grabbed a game-high eight rebounds vs. San Diego Christian (1-5-12).
- ▶ Earned his first career start vs. Redlands (12-30-11) and contributed six points and a career-high nine rebounds.
- ▶ Matched his career high with nine rebounds and added eight points vs. Elon (12-22-11).
- ▶ Nearly had a double-double with a then-career-high 16 points on 7-of-8 shooting and a career-high nine rebounds in a personal-record 32 minutes at San Diego (12-7-11).
- ▶ Matched his career high for the third time with nine rebounds and added a career-high two assists vs. No. 22 Creighton (11-30-11).
- ▶ Had a career-high two assists vs. Long Beach State (11-19-11).
- ▶ Matched his career high with a game-high nine rebounds and added a career- and game-high two blocks vs. USC (11-17-11).
- ▶ Reached double figures in scoring for the first time with 11 points, while adding nine rebounds vs. Southern Utah (11-12-11).
- ▶ Produced nine points and six rebounds in 25 season-opening minutes vs. Bryant (11-11-11).

CAREER HIGHLIGHTS

- ▶ Has scored in double figures four times in his Division I career.
- ▶ Has grabbed six or more rebounds 13 times.
- ▶ Has shot 50.0 percent or better in 25 games.

2011-12 GAME-BY-GAME STATISTICS

Opponent	GS	FG	3FG	FT	O-D-R	PF	TP	A	TO	B	S	MP
Bryant	4-7	0-0	1-8	2-4-6	2	9	0	1	0	1	0	25
Southern Utah	5-9	0-0	1-3	6-3-9	3	11	1	2	1	0	0	31
UC Davis	2-4	0-0	1-2	2-4-6	2	5	0	0	0	0	0	29
at Baylor	0-1	0-0	0-0	0-1-1	4	0	0	2	0	0	0	18
USC	3-6	0-0	0-0	3-6-9	2	6	1	1	2	1	0	19
Long Beach State	1-2	0-0	0-1	1-3-4	3	2	2	2	0	1	0	18
at Arizona	2-3	0-0	0-0	2-2-4	3	4	0	0	0	0	0	14
at UC Santa Barbara	2-3	0-0	0-0	2-1-3	1	4	0	1	0	0	0	23
Creighton	2-3	0-0	1-2	3-6-9	2	5	2	1	0	0	0	19
California	0-0	0-0	0-2	0-0-0	1	0	0	1	1	0	0	11
at San Diego	7-8	0-0	2-5	4-5-9	2	16	0	0	0	0	1	32
UC Riverside	2-4	0-0	0-0	2-3-5	0	4	0	0	0	0	0	23
Elon	4-5	0-0	0-0	2-7-9	5	8	1	1	1	1	0	22
Redlands	* 2-4	0-0	2-5	2-7-9	0	6	0	2	0	0	0	25
San Diego Christian	* 6-8	0-0	6-8	4-4-8	2	18	0	1	0	1	0	29
Chicago State	* 3-5	0-0	0-2	1-2-3	0	6	0	0	0	0	1	22
*UNLV	0-0	0-0	1-2	0-0-0	3	1	0	1	0	0	0	11
*at New Mexico	1-3	0-0	0-0	1-1-2	3	2	0	0	0	0	1	14
*Air Force	1-2	0-0	4-4	2-2-4	0	6	0	0	1	0	0	12
*at Wyoming	1-2	0-0	0-0	1-0-1	2	2	0	1	0	0	0	13
*at Colorado State	2-2	0-0	0-0	1-2-3	0	4	1	1	0	0	1	14
*Boise State	2-4	0-0	0-0	2-2-4	2	4	0	0	0	0	0	18
*TCU	6-8	0-0	1-4	5-1-6	2	13	1	1	0	0	0	25
*at UNLV	2-3	0-0	0-0	2-2-4	0	4	1	1	1	0	0	14
*New Mexico	1-2	0-0	0-0	1-2-3	0	2	0	2	0	0	0	7
*at Air Force	1-4	0-0	0-0	3-1-4	1	2	0	2	0	0	0	12
*Wyoming	4-7	0-0	0-0	5-2-7	2	8	0	1	0	0	0	18
*Colorado State	0-0	0-0	0-0	0-0-0	1	0	0	0	0	0	0	8
*at Boise State	1-1	0-0	2-3	1-2-3	4	4	0	0	0	0	1	12
*at TCU	3-4	0-0	2-7	4-5-9	1	8	0	1	0	1	0	21
*vs. Boise State	1-3	0-0	0-2	1-2-3	2	2	0	1	0	0	0	17
*vs. Colorado State	2-3	0-0	0-0	2-7-9	3	4	1	0	3	1	2	19
*vs. New Mexico												

MISCELLANEOUS STATS/SAN DIEGO STATE RECORD

Category	2011-12 Season	
	Games	SDSU W/L
Double-Figure Scoring	4	4-0
Led SDSU in Scoring	1	
Led SDSU in Rebounding	8	
Led SDSU in Assists	0	
20+ Minutes Played	13	13-0
7+ Rebounds	10	9-1
Consecutive Games	Current	Long
Consecutive Games Played	32	32
Without Fouling Out	19	19
Scoring A Point	4	17
With At Least 1 Steal	1	2
Double-Figure Scoring	0	1

STEPHENS CAREER STATISTICS

Year	G-GS	Min.-Avg.	FG-FGA	Pct.	3P-3PA	Pct.	FT-FTA	Pct.	OR	DR	Reb	Avg.	PF-D	AT	TO	BS	ST	Pts	Avg.
11-12	32-3	597-18.7	73-120	.608	0-0	.000	24-60	.400	67	89	156	4.9	58-1	11	27	9	11	170	5.3

CAREER HIGHS

Points

Career 3 vs. SD Christian (1-5-12)

Rebounds

Career 1 vs. SD Christian (1-5-12)

Assists

Career --

Field Goals

Career 1 vs. SD Christian (1-5-12)

Field Goals Attempted

Career 1 vs. SD Christian (1-5-12)

Three-Point Field Goals

Career --

Three-Point FG Attempted

Career --

Free Throws

Career 1 vs. SD Christian (1-5-12)

Free Throws Attempted

Career 2 vs. SD Christian (1-5-12)

Steals


Career --

Blocked Shots

Career --

Minutes Played

Career 4 vs. SD Christian (1-5-12)



24 • RYAN STATEN

GUARD • 6-1 • 175 • FRESHMAN - HS
SAN PABLO, CALIF. (PIEDMONT HIGH)

SEASON HIGHLIGHTS

- ▶ Played one minute vs. TCU (2-4-12).
- ▶ Dressed for the first time vs. San Diego Christian (1-5-12) and scored three points and grabbed one rebound in four minutes.

INSIDE STATEN

- ▶ Walk-on, who is in his first year at San Diego State.
- ▶ Played three varsity seasons at Piedmont High in Piedmont, Calif.
- ▶ Helped the Highlanders to the playoffs as a sophomore and senior.
- ▶ Was an all-league selection, team MVP and defensive MVP his senior season.
- ▶ Earned the Iron Man Award as a senior.
- ▶ Averaged 9.0 points and 4.0 assists as a junior and finished his senior campaign by averaging 14.0 points and 4.0 assists.
- ▶ Was a three-time scholar-athlete.

2011-12 GAME-BY-GAME STATISTICS

Opponent	GS	FG	3FG	FT	O-D-R	PF	TP	A	TO	B	S	MP
Bryant				Did Not Dress								
Southern Utah				Did Not Dress								
UC Davis				Did Not Dress								
at Baylor				Did Not Dress								
USC				Did Not Dress								
Long Beach State				Did Not Dress								
at Arizona				Did Not Dress								
at UC Santa Barbara				Did Not Dress								
Creighton				Did Not Dress								
California				Did Not Dress								
at San Diego				Did Not Dress								
UC Riverside				Did Not Dress								
Elon				Did Not Dress								
Redlands				Did Not Dress								
San Diego Christian	1-1	0-0	1-2	0-1-1	0	3	0	0	0	0	0	4
Chicago State				DNP-CD								
*UNLV				DNP-CD								
*at New Mexico				Did Not Travel								
*Air Force				DNP-CD								
*at Wyoming				Did Not Travel								
*at Colorado State				Did Not Travel								
*Boise State				DNP-CD								
*TCU	0-0	0-0	0-0	0-0-0	0	0	0	1	0	0	1	
*at UNLV				Did Not Travel								
*New Mexico				DNP-CD								
*at Air Force				Did Not Travel								
*Wyoming				DNP-CD								
*Colorado State				DNP-CD								
*at Boise State				Did Not Travel								
*at TCU				Did Not Travel								
*vs. Boise State				Did Not Travel								
*vs. Colorado State				Did Not Travel								
*vs. New Mexico				Did Not Travel								

▶ STATEN CAREER STATISTICS

Year	G-GS	Min.-Avg.	FG-FGA	Pct.	3P-3PA	Pct.	FT-FTA	Pct.	OR	DR	Reb	Avg.	PF-D	AT	TO	BS	ST	Pts Avg.
11-12	2-0	5-2.5	1-1	1.000	0-0	.000	1-2	.500	0	1	1	0.5	0-0	0	1	0	0	3 1.5

CAREER HIGHS

Points

Career 4 vs. SD Christian (1-5-12)

Rebounds

Career 6 vs. Redlands (12-30-11)

Assists

Career 1 vs. SD Christian (1-5-12)

Field Goals

Career 2 vs. SD Christian (1-5-12)

Field Goals Attempted

Career 6 vs. Redlands (12-30-11)

Three-Point Field Goals

Career --

Three-Point FG Attempted

Career 1 vs. SD Christian (1-5-12)
1 vs. Redlands (12-30-11)
1 vs. Elon (12-22-11)
1 vs. UC Riverside (12-19-11)

Free Throws

Career 1 vs. UC Riverside (12-19-11)

Free Throws Attempted

Career 2 vs. UC Riverside (12-19-11)

Steals

Career 1 vs. Redlands (12-30-11)
1 vs. Elon (12-22-11)

Blocked Shots

Career --

Minutes Played

Career 23 vs. Redlands (12-30-11)



25 • NARBEH EBRAHIMIAN

GUARD • 6-3 • 198 • JUNIOR - JC
GLENDALE, CALIF. (GLENDALE COMMUNITY COLLEGE)

SEASON HIGHLIGHTS

- ▶ Played one minute at TCU (3-3-12).
- ▶ Saw two minutes of action in the first half vs. Colorado State (2-25-12).
- ▶ Played two minutes and grabbed one rebound at Air Force (2-18-12).
- ▶ Has played double-figure minutes in three times.
- ▶ Played one minute vs. TCU (2-4-12).
- ▶ Scored a career-high four points in 14 minutes vs. San Diego Christian (1-5-12).
- ▶ Grabbed a career-high six rebounds, including a team-best four offensive rebounds, and added a career-high two points and an assist in a career-high 23 minutes vs. Redlands (12-30-11).
- ▶ Played a then-career-high 11 minutes and picked up two assists and one steal vs. Elon (12-22-11).
- ▶ Saw the floor for the first time vs. UC Riverside (12-19-11) and finished with one point and one rebound in five minutes.
- ▶ Was active for the game at San Diego (12-7-11), but did not see action.
- ▶ Suited up for the first time vs. California (12-4-11).

INSIDE EBRAHIMIAN

- ▶ Walk-on, who is in his first year at San Diego State.
- ▶ Played two seasons at Glendale Community College in Glendale, Calif.
- ▶ Was an all-league first team performer, team MVP and team captain at Glendale CC. In the classroom, he became a scholar-athlete and made the Dean's List twice.
- ▶ Three-year varsity player at Crescenta Valley High School in La Crescenta, Calif.
- ▶ Earned all-Pacific League honors and was a team captain and MVP his senior season.
- ▶ Was a four-year scholar-athlete while at Crescenta Valley.

2011-12 GAME-BY-GAME STATISTICS

Opponent	GS	FG	3FG	FT	O-D-R	PF	TP	A	TO	B	S	MP
Bryant												
Southern Utah												
UC Davis												
at Baylor												
USC												
Long Beach State												
at Arizona												
at UC Santa Barbara												
Creighton												
California												
at San Diego												
UC Riverside	0-1	0-1	1-2	0-1-1	0	1	0	0	0	0	0	5
Elon	0-1	0-1	0-0	0-1-1	1	0	2	0	0	1	1	11
Redlands	1-6	0-1	0-1	4-2-6	3	2	1	0	0	1	2	23
San Diego Christian	2-3	0-1	0-0	0-1-1	2	4	0	0	0	0	14	
Chicago State												
*UNLV												
*at New Mexico												
*Air Force												
*at Wyoming												
*at Colorado State												
*Boise State												
*TCU	0-0	0-0	0-0	0-0-0	0	0	0	0	0	0	1	
*at UNLV												
*New Mexico												
*at Air Force	0-0	0-0	0-0	0-1-1	1	0	0	0	0	0	2	
*Wyoming State												
*Colorado State	0-1	0-1	0-0	0-0-0	1	0	0	0	0	0	2	
*at Boise State												
*at TCU	0-0	0-0	0-0	0-0-0	1	0	0	0	0	0	1	
*vs. Boise State												
*vs. Colorado State												
*vs. New Mexico												

▶ EBRAHIMIAN CAREER STATISTICS

Year	G-GS	Min.-Avg.	FG-FGA	Pct.	3P-3PA	Pct.	FT-FTA	Pct.	OR	DR	Reb	Avg.	PF-D	AT	TO	BS	ST	Pts	Avg.
11-12	8-0	59-7.4	3-12	.250	0-5	.000	1-3	.333	4	6	10	1.3	9-0	3	0	0	2	7	0.9

CAREER HIGHS

Points

Career 3 vs. Redlands (12-30-11)

Rebounds

Career 1 vs. Redlands (12-30-11)

Assists

Career --

Field Goals

Career 1 vs. Redlands (12-30-11)
1 vs. Elon (12-22-11)

Field Goals Attempted

Career 3 vs. Redlands (12-30-11)

Three-Point Field Goals

Career 1 vs. Redlands (12-30-11)

Three-Point FG Attempted

Career 3 vs. Redlands (12-30-11)

Free Throws

Career --

Free Throws Attempted

Career --

Steals

Career --

Blocked Shots

Career --

Minutes Played

Career 5 vs. Redlands (12-30-11)
5 vs. Southern Utah (11-12-11)



33 • JEREMY CASTLEBERRY

GUARD • 5-10 • 198 • SOPHOMORE - HS

UPPER MARLBORO, MD. (MARTIN LUTHER KING (CALIF.) HIGH)

SEASON HIGHLIGHTS

- ▶ Played one minute vs. TCU (2-4-12).
- ▶ Knocked down his first career three-point field goal and finished with three points and one rebound in five minutes vs. Redlands (12-30-11).
- ▶ Scored his first career points and finished with two points in two minutes vs. Elon (12-22-11).
- ▶ Played one minute against UC Riverside (12-19-11).
- ▶ Played five minutes in his first career game vs. Southern Utah (11-12-11).
- ▶ Played two minutes in the exhibition vs. Point Loma Nazarene (11-7-11).
- ▶ Scored two points in one minute in the exhibition vs. Cal State San Marcos (11-2-11).

INSIDE CASTLEBERRY

- ▶ Member of the program since 2009-10.
- ▶ Played high school basketball at Martin Luther King High in Riverside, Calif., with former Aztec standout Kawhi Leonard.
- ▶ Member of a King squad that went 30-3 his final season, won the CIF Southern Section Div. I-AA title and finished in second place in the Southern California regional.

2011-12 GAME-BY-GAME STATISTICS

Opponent	GS	FG	3FG	FT	O-D-R	PF	TP	A	TO	B	S	MP
Bryant												
Southern Utah	0-1	0-1	0-0	0-0-0	0	0	0	0	0	0	0	5
UC Davis												
at Baylor												
USC												
Long Beach State												
at Arizona												
at UC Santa Barbara												
Creighton												
California												
at San Diego												
UC Riverside	0-0	0-0	0-0	0-0-0	0	0	0	0	0	0	0	1
Elon	1-1	0-0	0-0	0-0-0	0	2	0	0	0	0	0	2
Redlands	1-3	1-3	0-0	0-1-1	0	3	0	1	0	0	0	5
San Diego Christian												
Chicago State												
*UNLV												
*at New Mexico												
*Air Force												
*at Wyoming												
*at Colorado State												
*Boise State												
*TCU	0-1	0-1	0-0	0-0-0	0	0	0	1	0	0	1	1
*at UNLV												
*New Mexico												
*at Air Force												
*Wyoming												
*Colorado State												
*at Boise State												
*at TCU												
*vs. Boise State												
*vs. Colorado State												
*vs. New Mexico												

▶ CASTLEBERRY CAREER STATISTICS

Year	G-GS	Min.-Avg.	FG-FGA	Pct.	3P-3PA	Pct.	FT-FTA	Pct.	OR	DR	Reb	Avg.	PF-D	AT	TO	BS	ST	Pts Avg.
11-12	5-0	14-2.8	2-6	.333	1-5	.200	0-0	.000	0	1	1	0.2	0-0	0	2	0	0	5 1.0

CAREER HIGHS

Points

Career 1 vs. SD Christian (1-5-12)

Rebounds

Career --

Assists

Career --

Field Goals

Career --

Field Goals Attempted

Career 1 vs. SD Christian (1-5-12)

Three-Point Field Goals

Career --

Three-Point FG Attempted

Career 1 vs. SD Christian (1-5-12)

Free Throws

Career 1 vs. SD Christian (1-5-12)

Free Throws Attempted

Career 2 vs. SD Christian (1-5-12)

Steals

Career --

Blocked Shots

Career --

Minutes Played

Career 5 vs. SD Christian (1-5-12)



40 • AARON DOUGLAS

GUARD • 6-1 • 190 • JUNIOR - JC
SAN DIEGO, CALIF. (CUYAMACA COLLEGE)

SEASON HIGHLIGHTS

- ▶ Played one minute vs. TCU (2-4-12).
- ▶ Scored one point and played five minutes in his first career game against San Diego Christian (1-5-12).

INSIDE DOUGLAS

- ▶ Walk-on, who is in his first year at San Diego State.
- ▶ Played one season at Cuyamaca College in Rancho San Diego, Calif.
- ▶ Earned the team's Most Improved Player Award following the 2010-11 campaign.
- ▶ Connected on 48-percent shooting from behind the three-point arc.
- ▶ Against nationally ranked Irvine Valley College, he scored a team-best 12 points on 4-of-5 shooting.
- ▶ Attended high school at Charter School of San Diego where he graduated two years early.

2011-12 GAME-BY-GAME STATISTICS

Opponent	GS	FG	3FG	FT	O-D-R	PF	TP	A	TO	B	S	MP
Bryant		Did Not Dress										
Southern Utah		Did Not Dress										
UC Davis		Did Not Dress										
at Baylor		Did Not Dress										
USC		Did Not Dress										
Long Beach State		Did Not Dress										
at Arizona		Did Not Dress										
at UC Santa Barbara		Did Not Dress										
Creighton		Did Not Dress										
California		Did Not Dress										
at San Diego		Did Not Dress										
UC Riverside		Did Not Dress										
Elon		Did Not Dress										
Redlands		Did Not Dress										
San Diego Christian	0-1	0-1	1-2		0-0-0	0	1	0	0	0	0	5
Chicago State		DNP-CD										
*UNLV		DNP-CD										
*at New Mexico		Did Not Travel										
*Air Force		DNP-CD										
*at Wyoming		Did Not Travel										
*at Colorado State		Did Not Travel										
*Boise State		DNP-CD										
*TCU	0-0	0-0	0-0		0-0-0	1	0	0	0	0	0	1
*at UNLV		Did Not Travel										
*New Mexico		DNP-CD										
*at Air Force		Did Not Travel										
*Wyoming		DNP-CD										
*Colorado State		DNP-CD										
*at Boise State		Did Not Travel										
*at TCU		Did Not Travel										
*vs. Boise State		Did Not Travel										
*vs. Colorado State		Did Not Travel										
*vs. New Mexico		Did Not Travel										

▶ DOUGLAS CAREER STATISTICS

Year	G-GS	Min.-Avg.	FG-FGA	Pct.	3P-3PA	Pct.	FT-FTA	Pct.	OR	DR	Reb	Avg.	PF-D	AT	TO	BS	ST	Pts Avg.	
11-12	2-0	6-3.0	0-1	.000	0-1	.000	1-2	.500	0	0	0	0.0	1-0	0	0	0	0	1	0.5



Game 1

rv/- San Diego State 75
Bryant 63

Nov. 11, 2011 ♦ San Diego, Calif.
Viejas Arena ♦ Att.: 11,734

SAN DIEGO - On a night where San Diego State unveiled its 2011 Mountain West regular-season championship banner, its 2011 MWC tournament title banner and its NCAA Sweet 16 appearance banner, the Aztecs ultimately treated 11,734 fans to a 75-63 season-opening victory over Bryant at the Basketball Travelers Classic inside Viejas Arena.

The Aztecs dressed just seven scholarship players as projected starters Jamaal Franklin and James Rahon were out due to a team suspension and foot injury, respectively. With all the emotion surrounding the banners and the short bench, SDSU started the game sluggishly.

The contest was tied at 4-4 with just under two minutes having gone by. The Bulldogs, however, caught fire and stymied the Aztecs to lead, 22-15, with 6:32 remaining in the half. A 13-5 run to end the frame got San Diego State back into the game and it carried a 28-27 lead into the locker room.

The Aztecs continued their surge as play resumed and promptly went on a 15-7 run to go up 43-35. All told, SDSU used a 28-12 spurt to take control of the game.

San Diego State's offensive attack was grounded momentarily when Frankie Dobbs hit back-to-back three-pointers to bring the Bulldogs to within four. SDSU, however, went on another 13-5 run to move ahead by 12 and Bryant failed to get any closer than eight points the rest of the way.

The Aztecs received three stellar efforts, including two double-doubles by Garrett Green and Chase Tapley. Green finished with 14 points and 11 rebounds, while Tapley racked up a game-high 20 points, a career-high 11 rebounds, six assists and three steals. Xavier Thames added a career-high 16 points, four rebounds and eight assists. Between Tapley and Thames, they combined for 14 assists and two turnovers.

BRY	MP	FG	3FG	FT	R	F	A TO	B	S	TP
Kondratyev	*19	2-8	1-3	0-0	4	1	0 2	1	0	5
Francis	*38	9-18	1-4	1-2	5	2	0 3	0	2	20
McMath	*16	2-5	0-1	0-0	3	4	1 1	0	1	4
Maynard	*37	2-9	0-5	2-2	1	2	5 1	0	0	6
Dobbs	*39	6-12	5-10	0-0	4	2	4 2	0	1	17
Robinson	6	0-1	0-0	0-0	0	2	0 0	0	0	0
Calandrillo	5	0-0	0-0	0-0	1	2	1 0	0	0	0
Jordan	29	3-9	3-5	0-0	5	5	4 1	0	0	9
Altit	11	1-5	0-2	0-0	3	1	0 0	0	1	2
Team					6					
Totals	200	25-67	10-30	3-4	32	21	15 10	1	5	63

SDSU	MP	FG	3FG	FT	R	F	A TO	B	S	TP
Williams	*22	3-6	1-3	0-0	4	2	0 2	0	0	7
Shelton	*24	2-6	0-1	0-0	7	1	1 1	1	0	4
Green	*30	7-10	0-0	0-2	11	2	3 1	1	1	14
Thames	*38	6-10	1-3	3-6	4	0	8 1	0	1	16
Tapley	*38	7-15	0-3	6-6	11	0	6 1	0	3	20
Franklin, L.	23	2-4	0-2	1-3	2	2	1 4	1	0	5
Stephens	25	4-7	0-0	1-8	6	2	0 1	0	1	9
Team					0					
Totals	200	31-58	2-12	11-25	45	9	19 11	3	6	75

Halftime: San Diego State 28, Bryant 27. FG%: San Diego State 53.4, Bryant 37.3. 3FG%: Bryant 33.3, San Diego State 16.7. FT%: Bryant 75.0, San Diego State 44.0. Officials: Scott Thornley, Eric Curry, Brad Ferrie. Technicals: None.



Game 2

rv/- San Diego State 70
Southern Utah 37

Nov. 12, 2011 ♦ San Diego, Calif.
Viejas Arena ♦ Att.: 11,765

SAN DIEGO - Chase Tapley led a group of four Aztecs who scored in double figures as San Diego State built a huge first-half lead en route to a 70-37 rout of Southern Utah in front of 11,765 fans at Viejas Arena at the Basketball Travelers Classic.

Southern Utah scored the first basket of the game and San Diego State took over from there going on a 15-0 run to take a commanding 15-2 lead. The run was halted briefly by a Ray Jones, Jr., free throw with 9:40 remaining in the first half. The Aztecs ultimately took a 20-3 lead less than a minute later.

Two straight baskets by Southern Utah cut the deficit to 13 with eight minutes to go in the frame, but that was as close as the Thunderbirds would get as San Diego State dominated the rest of the first half to take a 41-15 lead at halftime.

Southern Utah scored the first two baskets of the second half, but the Aztecs responded with an 11-2 run to increase their lead to 35. The Thunderbirds managed to get the score to 55-26 as a result of a 7-2 run, but San Diego State answered right back with an 11-3 spurt to extend its lead to a game-high 37 points before earning the 33-point decision.


Tapley led all scorers with 16 points, while Jamaal Franklin scored 13. LaBradford Franklin and DeShawn Stephens, meanwhile, scored 12 and 11 points, respectively.

Jones, Jr., led Southern Utah with nine points and Wade Collie led the team with five rebounds.

SUU	MP	FG	3FG	FT	R	F	A TO	B	S	TP
Taylor	*28	2-6	0-0	0-1	2	1	0 7	1	0	4
Stevenett	*21	1-4	0-0	0-0	1	5	0 5	0	0	2
Massey	*14	1-2	0-0	2-2	3	0	0 1	0	0	4
Heuir	*12	0-1	0-0	0-0	0	2	1 1	0	0	0
Jones, Jr.	*32	2-5	0-3	5-6	2	4	2 2	0	1	9
Cameron	16	2-6	1-4	0-0	2	1	1 0	0	1	5
Nsenki	9	1-1	0-0	0-0	0	0	1 1	0	0	2
Gardner	11	1-4	0-2	0-0	2	0	0 1	0	0	2
Johnson	8	1-1	0-0	0-1	1	5	1 1	0	1	2
Collie	14	0-4	0-1	0-0	5	1	1 2	0	0	0
Koehler	6	0-0	0-0	0-0	1	0	0 0	0	0	0
Jeffery	15	0-2	0-0	0-0	1	2	0 1	0	2	0
Scott	7	1-3	0-0	0-0	2	0	0 3	0	0	2
Hanks	7	1-4	0-0	3-4	2	1	0 1	1	0	5
Team					1					
Totals	200	13-43	1-10	14-14	25	22	7 26	2	5	37

SDSU	MP	FG	3FG	FT	R	F	A TO	B	S	TP
Williams	*19	1-3	0-0	0-1	3	5	0 2	0	0	2
Shelton	*13	1-2	0-0	0-0	0	2	2 2	0	2	2
Green	*27	3-4	0-0	3-5	11	4	0 5	0	2	9
Thames	*30	2-6	0-1	1-2	4	2	7 3	0	1	5
Tapley	*24	5-9	3-5	3-6	2	1	4 1	0	5	16
Franklin, L.	24	5-9	1-3	1-1	4	1	1 4	0	0	12
Franklin, J.	27	6-12	1-3	0-2	3	2	1 1	0	2	13
Stephens	31	5-9	0-0	1-3	9	3	1 2	1	0	11
Castleberry	5	0-1	0-1	0-0	0	0	0 0	0	0	0
Team					5					
Totals	200	28-55	5-13	9-20	41	20	16 20	1	12	70

Halftime: San Diego State 41, Southern Utah 15. FG%: San Diego State 50.9, Southern Utah 30.2. 3FG%: San Diego State 38.5, Southern Utah 10.0. FT%: Southern Utah 71.4, San Diego State 45.0. Officials: David Hall, Eric Curry, Kelly C. Ely. Technicals: None.



Game 3

rv/- San Diego State 89
UC Davis 74

Nov. 13, 2011 ♦ San Diego, Calif.
Viejas Arena ♦ Att.: 11,792

SAN DIEGO - San Diego State wrapped up its home tournament, the Basketball Travelers Classic, with its third consecutive double-figure victory, this time an 89-74 victory over UC Davis.

Chase Tapley continued his outstanding play by scoring 23 points and adding a career-high seven steals. As good as Tapley's performance was, Jamaal Franklin's was equally impressive. The sophomore came off the bench to score a career-high 31 points on 10-of-17 shooting, including a 4-for-7 performance from beyond the arc and a 7-for-7 effort from the charity stripe.

The Aggies scored the first four points of the game and it was all Aztecs after that. Franklin fueled an 11-3 scoring run, which included back-to-back threes, to give SDSU a 15-9 lead with 12:25 left in the first half.

San Diego State would end the period by outscoring UC Davis by 13 points, which gave the Aztecs a healthy 48-29 lead at halftime.

SDSU held the Aggies in check for the first five-plus minutes of the second half before Franklin caught fire and scored five straight points. Franklin's points led to the Aztecs' 18-4 run and a 24-point lead.

UC Davis, however, slowly chipped away at its deficit and suddenly San Diego State's lead was down to 12 points after a Ryan Sypkens three-pointer with 3:34 left in regulation.

Franklin nailed a jumper and Xavier Thames added a free throw to thwart the comeback as the Aztecs emerged with the 15-point victory.

At the end of the game, Tapley was named most valuable player and to the all-tournament team. Thames joined Tapley on the all-tourney squad along with UC Davis' Josh Ritchart, Bryant's Alex Francis and Southern Utah's Ray Jones, Jr.

UCD	MP	FG	3FG	FT	R	F	A TO	B	S	TP
Ritchart	*30	5-11	3-9	0-0	6	4	1 2	0	0	13
Tiffin	*20	2-3	0-0	0-0	4	5	1 2	0	0	4
Corbin	*31	2-8	0-1	0-0	3	2	7 5	0	3	4
Howley	*28	6-10	3-6	0-0	4	1	3 2	0	0	15
Sypkens	38	7-16	5-12	0-0	6	1	4 1	0	0	19
Mancasola	9	0-1	0-1	0-0	0	1	0 1	0	0	0
Adenrele	16	3-4	0-0	0-3	4	3	0 1	1	0	6
Les	15	3-6	2-5	0-0	0	4	1 1	0	1	8
Malik	13	2-4	1-3	0-0	1	2	0 1	0	1	5
Team					3					
Totals	200	30-63	14-37	0-3	31	23	17 16	1	5	74

SDSU	MP	FG	3FG	FT	R	F	A TO	B	S	TP
Williams	*14	1-7	1-2	1-2	4	0	0 1	0	0	4
Green	*26	3-7	0-1	0-2	5	0	0 0	1	0	6
Shelton	*20	0-1	0-0	0-0	2	1	3 0	0	0	0
Thames	*32	3-5	0-1	1-4	3	2	7 1	0	1	7
Tapley	*33	7-11	4-6	5-6	2	2	1 2	0	7	23
Franklin, L.	19	2-4	1-2	8-8	3	1	5 1	0	0	13
Franklin, J.	27	10-17	4-7	7-7	6	1	0 4	1	3	31
Stephens	29	2-4	0-0	1-2	6	2	0 0	0	0	5
Team					2					
Totals	200	28-56	10-19	23-31	33	9	16 10	2	11	89

Halftime: San Diego State 48, UC Davis 74. FG%: San Diego State 50.0, UC Davis 47.6. 3FG%: San Diego State 52.6, UC Davis 37.8. FT%: San Diego State 74.2, UC Davis 00.0. Officials: David Hall, Scott Thornley, Brad Ferrie. Technicals: None.



Game 4

#11/12 Baylor 77
rv/- San Diego State 67
Nov. 15, 2011 ♦ Waco, Texas
Ferrell Center ♦ Att.: 6,941

WACO, Texas - San Diego State, playing its fourth game in five days, had its rally come up short in falling to No. 11/12 Baylor, 77-67, at Ferrell Center. The mid-afternoon game was a part of ESPN's College Hoops Tip-Off Marathon.

The Aztecs received a game- and career-high 28 points from Chase Tapley, who made 10-of-17 shots, including 8-of-10 from three-point distance. The eight three-point field goals were a career high, one off the school record and equaled the Steve Fisher-era record.

The game was the first of the season for James Rahon, who missed the first three games of the campaign due to an injured left foot. The junior scored 10 points and added a career-high seven rebounds. Also scoring in double figures for SDSU were Jamaal Franklin (11 points) and Xavier Thames (10 points).

SDSU led by five midway through the first half thanks to eight unanswered points. Minutes later, Tapley hit a three to give the Aztecs a 23-21 lead, but an 11-1 Bear run put the home side up by eight with 1:42 left in the half.

Just when the game could have got out of hand, Tapley hit a three and Thames added two free throws to help SDSU pull to within two, 32-30, at halftime.

Tapley tied the game with the first bucket of the second half, but Baylor used a fullcourt press, which rattled the Aztecs.

San Diego State trailed, 36-34, with 15:45 to play and in just 2 minutes, 23 seconds, Baylor enjoyed a 10-point cushion. The Bears' lead eventually swelled to 16 with 9:20 left in regulation.

SDSU used a 9-2 run, with the final seven coming from Franklin, to trim the deficit to seven with 93 seconds left in the game. The Bears, however, went on to score seven straight points to put the game out of reach and improve to 3-0.

SDSU	MP	FG	3FG	FT	R	F	A	O	B	S	TP
Green	*15	0-2	0-0	0-0	2	3	0	3	0	2	0
Shelton	*28	1-7	0-1	2-2	3	5	1	0	0	2	4
Thames	*32	2-8	0-3	6-7	4	2	4	5	0	2	10
Rahon	*29	4-9	0-4	2-2	7	1	0	4	0	0	10
Tapley	*36	10-17	8-10	0-0	4	2	0	1	1	4	28
Williams	9	0-1	0-1	2-4	2	3	0	3	1	0	2
Franklin, L.	12	1-2	0-0	0-0	1	1	3	1	0	0	2
Franklin, J.	21	3-12	0-5	5-5	3	1	0	2	0	0	11
Stephens	18	0-1	0-0	0-0	1	4	0	2	0	0	0
Team					6						
Totals	200	21-59	8-24	17-20	33	22	8	21	2	10	67

Baylor	MP	FG	3FG	FT	R	F	A	O	B	S	TP
Acy	*34	3-5	0-0	7-8	9	1	2	4	2	1	13
Miller	*25	7-12	1-2	5-6	6	3	1	3	0	1	20
Jones	*35	4-9	2-2	1-1	4	2	0	1	1	2	11
Heslip	*27	5-10	4-8	2-2	4	2	0	2	0	1	16
Walton	*22	1-3	0-1	1-3	3	4	4	3	0	2	3
Ellis	4	0-0	0-0	0-0	0	1	0	2	0	1	0
Bello	8	2-3	1-1	0-0	1	2	1	0	0	0	5
Jefferson	20	0-3	0-0	2-2	5	2	1	2	2	0	2
Team					0						
Totals	200	24-52	9-17	20-24	36	21	18	21	5	10	77

Halftime: Baylor 32, San Diego State 30. FG%: Baylor 46.2, San Diego State 35.6. 3FG%: Baylor 52.9, San Diego State 33.3. FT%: San Diego State 85.0, Baylor 83.3. Officials: John Higgins, Gerry Pollard, Kipp Kissinger. Technicals: None.



Game 5

rv/- San Diego State 56
USC 54
Nov. 17, 2011 ♦ San Diego, Calif.
Viejas Arena ♦ Att.: 12,414

SAN DIEGO - Xavier Thames went the length of the floor and scored the game-winning lay-up with 1.8 seconds remaining in the game to lift San Diego State past USC, 56-54, in front of a sold-out Viejas Arena crowd.

The victory was just the second over the Trojans in 12 tries and snapped a five-game losing streak vs. USC. It was SDSU's first win in the series since Dec. 9, 1989.

Holding a 54-45 lead with 2:46 left in regulation, the Aztecs looked as if they were going to cruise to the win. The Trojans, however, received back-to-back three-pointers from Garrett Jackson to bring USC to within three with 97 seconds left.

After two empty San Diego State possessions, the Trojans came out of a timeout and promptly received a banked-in three-pointer from Maurice Jones to knot the score.

Then with seven seconds remaining, Thames took the ball the length of the court, with the help of a Tim Shelton screen, and connected on the game-winner.

SDSU trailed, 25-21, at halftime and took the lead with 11:44 left in the game when Chase Tapley knocked down a three. The Aztecs, who trailed by as many as six, never trailed the rest of the way en route to their sixth straight win over the Pac-12 Conference.

Jamaal Franklin led San Diego State with 14 points and Thames finished with 12 of his own. DeShawn Stephens, meanwhile, grabbed a game-high nine rebounds. As a team, led by Franklin's 5-for-5 effort from the free-throw line, the Aztecs made 13 of their 14 free-throw attempts.

Jones led all scorers with 15 points and was one of four Trojans in double figures. Jackson added 13 points, Aaron Fuller chipped in with 12 and a team-high seven rebounds, and Dewayne Dedmon contributed 10.

USC	MP	FG	3FG	FT	R	F	A	O	B	S	TP
Dedmon	*25	4-7	0-0	2-4	2	2	0	2	0	0	10
Fuller	*26	6-10	0-0	0-0	7	4	2	1	1	1	12
Jones	*39	6-13	3-4	0-0	3	0	2	5	0	5	15
Strangis	*24	0-1	0-1	0-0	1	3	2	0	0	0	0
Wesley	*31	1-4	0-1	0-0	2	1	2	2	1	0	2
Moore	24	0-4	0-0	0-0	2	1	3	0	0	1	0
Blaszcyk	13	1-2	0-0	0-0	3	0	0	0	1	1	2
Jackson	18	4-9	2-4	3-4	2	1	1	0	1	0	13
Team					4						
Totals	200	22-50	5-10	5-8	26	12	12	11	4	8	54

SDSU	MP	FG	3FG	FT	R	F	A	O	B	S	TP
Green	*22	3-6	0-0	2-2	5	0	0	2	0	0	8
Shelton	*36	2-4	0-0	1-1	6	2	2	1	0	1	5
Thames	*36	5-9	0-1	2-2	2	1	4	2	1	0	12
Rahon	*30	1-10	1-7	3-4	3	0	1	3	0	1	6
Tapley	*34	2-7	1-5	0-0	5	1	1	2	0	1	5
Franklin, L.	3	0-0	0-0	0-0	0	0	0	0	0	0	0
Franklin, J.	20	4-9	1-4	5-5	4	1	1	3	1	0	14
Stephens	19	3-6	0-0	0-0	9	2	1	1	2	1	6
Team					2						
Totals	200	20-51	3-17	13-14	36	7	10	14	4	4	56

Halftime: USC 25, San Diego State 21. FG%: USC 44.0, San Diego State 39.2. 3FG%: USC 50.0, San Diego State 17.6. FT%: San Diego State 92.9, USC 62.5. Officials: Mike Littlewood, Mike Reed, Mike Scyphers. Technicals: None.



Game 6

rv/- San Diego State 77
rv/rv Long Beach State 73 (ot)
Nov. 19, 2011 ♦ San Diego, Calif.
Viejas Arena ♦ Att.: 12,094

SAN DIEGO - San Diego State rallied from a halftime deficit, but could not hold off Long Beach State as the 49ers forced overtime in the final seconds of the second half. The Aztecs, however, responded in overtime to defeat upstart LBSU, 77-73.

The Aztecs were led by Jamaal Franklin's 21 points and nine rebounds off the bench and James Rahon's 20-point effort. Xavier Thames, meanwhile, added 12 points.

Long Beach State, which was coming off a road win at No. 9 Pittsburgh, jumped out to a 10-point first-half lead less than five minutes into the game. The 49ers held a 40-30 lead with 1:50 left in the first half before the Aztecs closed the frame on a 7-0 run.

In the second half, LBSU hung on to its lead for the first 10 minutes. SDSU, however, was able to take its first lead of the game with 9:37 left in regulation. Long Beach State momentarily took the lead back, 51-50, 14 seconds later, but the Aztecs received back-to-back threes from Franklin and Tapley to take a five-point lead.

Down the stretch, LBSU rallied and was down 65-63 with three seconds remaining in regulation and Franklin fouled Casper Ware before the ball was inbounded. Ware, who finished with a game-high 26 points, stepped to the free-throw line and calmly made both free throws to send the game into overtime.

In the extra session, Thames hit three straight baskets at one point, the third of which resulted in a five-point Aztec lead. Then with SDSU ahead by two with four seconds left, Franklin sealed the game with a pair of free throws to send the Aztecs home with a win.

LBSU	MP	FG	3FG	FT	R	F	A	O	B	S	TP
Phelps	*31	0-2	0-0	4-6	5	3	2	6	1	0	4
Ennis	*41	2-5	0-2	2-2	3	4	2	3	2	1	6
Robinson	*26	4-9	0-0	0-0	13	5	0	5	0	0	8
Anderson	*43	8-13	3-7	6-8	8	1	0	0	0	1	25
Ware	*41	7-16	1-5	11-12	4	3	6	6	0	0	26
Pappageorge	2	0-0	0-0	0-0	0	1	0	0	0	0	0
Caffey	16	0-3	0-0	1-2	1	2	0	1	0	2	1
Derवेशic	16	1-3	0-0	1-2	4	5	2	2	0	0	3
Shepherd	9	0-2	0-0	0-0	1	2	0	0	3	0	0
Team					2						
Totals	225	22-53	4-14	25-32	41	26	12	23	6	4	73

SDSU	MP	FG	3FG	FT	R	F	A	O	B	S	TP
Green	*21	3-4	0-0	2-3	7	0	0	1	1	1	8
Shelton	*26	1-4	0-1	0-0	5	5	2	2	1	2	2
Thames	*38	5-12	0-2	5-7	1	1	2	3	1	1	15
Rahon	*40	8-17	1-5	3-5	3	2	2	2	0	1	20
Tapley	*39	2-10	1-3	2-4	5	3	3	1	2	1	7
Williams	6	1-1	0-0	0-0	0	3	0	1	0	0	2
Franklin, L.	3	0-1	0-0	0-0	0	1	0	0	0	1	0
Franklin, J.	34	7-17	2-6	5-7	9	3	1	3	1	1	21
Stephens	18	1-2	0-0	0-1	4	3	2	2	0	1	2
Team					5	1			1		
Totals	225	28-68	4-17	17-27	39	22	12	16	6	9	77

Halftime: Long Beach State 40, San Diego State 37. End of Regulation: San Diego State 65, Long Beach State 65. FG%: Long Beach State 41.5, San Diego State 41.2. 3FG%: Long Beach State 28.6, San Diego State 23.5. FT%: Long Beach State 78.1, San Diego State 63.0. Officials: Mike Scyphers, Michael Eggers, Tre Maddox. Technicals: San Diego State-Team.



Game 7

rv/rv San Diego State 61
#23/23 Arizona 57
Nov. 23, 2011 ♦ Tucson, Ariz.
McKale Center ♦ Att.: 13,761

TUCSON, Ariz. - San Diego State jumped on No. 23/23 Arizona early and never looked back as it snapped the Wildcats' 22-game homecourt winning streak with its 61-57 decision at McKale Center.

The Aztecs won in Tucson against Arizona for just the second time in the history of the series, but won for the third consecutive outing overall. A year ago, SDSU won its 2011 NCAA Tournament second- and third-round games inside the building.

San Diego State scored first and the Wildcats responded on the next trip down. Chase Tapley returned the favor and the Aztecs were on their way to a 16-2 lead and ultimately a 21-4 advantage with 13:24 left in the first half. During its game-opening surge, SDSU received four three-pointers, including a pair from Tapley, who finished with 17 points.

Later with San Diego State ahead by 15 on an Alec Williams basket, Arizona stormed back with seven consecutive points while keeping SDSU scoreless for 4 minutes, 34 seconds. James Rahon stopped the drought with two free throws and the Aztecs were clinging to a 31-29 halftime lead.

In the first 8 minutes, 38 seconds of the second half, San Diego State, again, pounced on the Wildcats, outscoring them 23-12 to open a 13-point lead. The lead was pushed to double figures thanks to back-to-back threes by Jamaal Franklin to up the cushion to 11.

Arizona rallied and the Aztecs went cold as time wound down. The Wildcats trimmed the lead to six with 3:41 left in regulation and they found themselves down nine with 34 seconds to play. But a series of missed SDSU free throws and baskets by Arizona made the game close before the Aztecs eventually emerged with the four-point victory.

SDSU	MP	FG	3FG	FT	R	F	A	TO	B	S	TP
Green	*25	1-5	0-0	0-0	7	0	1	0	0	0	2
Shelton	*33	3-5	0-0	0-0	6	3	3	1	1	0	6
Thames	*33	3-9	2-2	1-2	2	3	2	6	0	1	9
Rahon	*34	4-8	1-1	4-9	4	2	0	0	0	0	13
Tapley	*34	7-12	3-4	0-2	3	1	4	2	0	1	17
Williams	3	1-2	0-0	0-0	1	2	0	1	0	0	2
Franklin, L.	9	0-2	0-0	0-0	1	1	0	1	0	0	0
Franklin, J.	15	3-7	2-5	0-2	5	4	2	3	0	1	8
Stephens	14	2-3	0-0	0-0	4	3	0	0	0	0	4
Team					3						
Totals	200	24-53	8-12	5-15	36	19	12	14	1	3	61

UA	MP	FG	3FG	FT	R	F	A	TO	B	S	TP
Perry	*26	2-7	1-4	4-4	11	5	2	3	0	1	9
Hill	*29	4-12	1-6	5-6	9	4	2	3	1	1	14
Natyazhko	*12	0-2	0-1	0-0	2	0	0	1	0	0	0
Mayes	*14	1-6	0-2	0-0	1	0	0	0	0	2	2
Fogg	*31	2-6	0-2	1-2	2	1	0	1	0	0	5
Parrom	14	1-5	1-4	2-2	3	1	2	0	0	0	5
Turner	26	4-9	0-2	2-2	1	0	1	0	0	0	19
Johnson	27	4-7	2-4	0-1	7	3	1	4	1	3	10
Lavender	2	0-1	0-1	0-0	1	0	0	0	0	0	0
Chol	19	1-2	0-0	0-0	1	2	0	1	0	0	2
Team					2						
Totals	200	19-57	5-26	14-17	40	16	8	13	2	7	57

Halftime: San Diego State 31, Arizona 29. **FG%:** San Diego State 45.3, Arizona 33.3. **3FG%:** San Diego State 66.7, Arizona 19.2. **FT%:** Arizona 82.4, San Diego State 33.3. **Officials:** Mike Littlewood, Kevin Brill, D.G. Nelson. **Technical:** None.



Game 8

rv/rv San Diego State 76
UC Santa Barbara 75 (ot)
Nov. 26, 2011 ♦ Santa Barbara, Calif.
The Thunderdome ♦ Att.: 5,011

SANTA BARBARA, Calif. - For the second time in three games, San Diego State was pushed to overtime, but like its previous outing, came out on top as it emerged with the 76-75 decision at The Thunderdome.

The Aztecs were carried by an outstanding performance by Xavier Thames. The guard posted career-high numbers in points (20) and rebounds (10), while adding a game-high six assists and one turnover.

San Diego State looked like it would cruise as everything was clicking with a 17-10 lead, with more than nine minutes left in the first half. The Gauchos, however, went on a 13-3 run to take a three-point lead. They ultimately led by six at halftime.

SDSU briefly took a one-point lead with 17:38 to go in regulation, but UCSB answered with seven straight points to go ahead by six. The Aztecs could not seem to get over the hump as the game continued and the Gauchos seemed poised to upset SDSU. The visitors, however, kept plugging away and went on an 11-0 run to take a 62-59 advantage with 85 seconds left in regulation.

On UCSB's next possession, Orlando Johnson converted a three-point play to tie the game at 62. Then, SDSU's Jamaal Franklin and the Gauchos' Jaime Serna both made the front end of a one-and-one in the final 37 seconds as the contest went into overtime.

In OT, UC Santa Barbara enjoyed a 70-66 lead with 3:39 to go, but the Aztecs went Garrett Green bucket, Chase Tapley three and a Franklin dunk to go up by three. Franklin later would make three free throws to put San Diego State up by four with four seconds left. UCSB made a three on the next trip down, but the effort proved to be not enough.

SDSU	MP	FG	3FG	FT	R	F	A	TO	B	S	TP
Green	*23	4-6	0-0	5-12	9	0	0	0	0	0	13
Shelton	*23	2-6	0-0	0-0	5	5	1	1	0	0	4
Thames	*41	3-8	1-3	13-16	10	4	6	1	0	1	20
Rahon	*34	1-7	0-3	3-4	2	2	0	1	0	0	5
Tapley	*39	6-16	3-10	1-1	4	4	0	2	0	0	16
Williams	9	1-3	0-1	0-0	0	2	0	1	0	0	2
Franklin, L.	2	0-0	0-0	0-0	0	0	0	2	0	0	0
Franklin, J.	31	4-10	0-3	4-6	6	2	1	0	0	2	12
Stephens	23	2-3	0-0	0-0	3	1	0	1	0	0	4
Team					7						
Totals	225	23-59	4-20	26-39	46	20	8	9	0	3	76

UCSB	MP	FG	3FG	FT	R	F	A	TO	B	S	TP
Serna	*18	2-5	0-0	1-3	1	4	0	0	1	0	5
Garth	*27	0-2	0-2	2-2	3	3	1	0	0	0	2
Nunnally	*39	4-15	1-6	7-8	8	3	1	1	0	0	16
Peterson	*21	2-3	0-0	4-5	7	2	1	0	0	0	8
Johnson	*45	9-21	2-4	6-9	7	3	4	3	3	0	26
Boswell	25	3-5	2-4	0-0	4	3	2	2	0	0	8
Taylor	18	2-5	2-5	0-0	0	1	2	0	0	0	6
Thomas	5	0-1	0-1	0-0	1	0	1	0	0	0	0
Williams	12	0-1	0-0	0-0	6	2	1	0	1	2	0
Somogyi	15	2-5	0-0	0-0	2	4	1	2	6	0	4
Team					2						
Totals	225	24-63	7-22	20-27	41	25	14	8	11	2	75

Halftime: UC Santa Barbara 31, San Diego State 25. **End of Regulation:** San Diego State 63, UC Santa Barbara 63. **FG%:** San Diego State 39.0, UC Santa Barbara 38.1. **3FG%:** UC Santa Barbara 31.8, San Diego State 20.0. **FT%:** UC Santa Barbara 74.1, San Diego State 66.7. **Officials:** Tony Padilla, Michael Irving, Bobby McRoy. **Technical:** UC Santa Barbara-Team.



Game 9

#rv/22 Creighton 85
rv/rv San Diego State 83
Nov. 30, 2011 ♦ San Diego, Calif.
Viejas Arena ♦ Att.: 12,414

SAN DIEGO - San Diego State suffered a rare home defeat at the hands of No. 22 Creighton, 85-83, in a Mountain West-Missouri Valley Challenge game at a sold-out Viejas Arena.

The Aztecs had their 27-game non-conference home winning streak snapped and had their 10-game November home winning streak halted after relinquishing a 17-point first-half lead and a four-point advantage at halftime.

SDSU was absolutely on fire for the better part of the first 13 minutes of the game. The Aztecs raced to a 6-0 lead early and the lead eventually grew to 10 with 11:32 left in the half.

Creighton scored five straight points and went on a 7-2 run to cut its deficit to five, but the Aztecs answered with 12 consecutive points to move ahead, 31-14. The Bluejays, however, went on a 21-9 run of their own and scored the final eight points of the half thanks to Doug McDermott to get within four at halftime.

In the second half, the Aztecs led by as many as eight with 12:54 to play in regulation and still owned a 62-57 lead with 8:38 to go. An 8-0 CU run gave the Jays a 65-62 lead, but Jamaal Franklin scored five points in SDSU's 5-2 spurt to tie the score at 67.

Down the stretch, San Diego State was forced to play from behind and trailed by six with 1:59 left in regulation. The Aztecs knocked down three three-pointers in the final minutes and ultimately got to within one with seven seconds left.

With five seconds on the clock, Jahenns Manigat hit his first free throw to put the Jays up by two, but missed the second. The loose rebound, however, went to CU and it called timeout and eventually won the game.

CU	MP	FG	3FG	FT	R	F	A	TO	B	S	TP
McDermott	*36	9-17	2-5	5-6	12	2	0	3	0	0	25
Echenique	*21	3-6	0-0	0-2	4	2	0	1	0	0	6
Gibbs	*31	1-5	0-2	4-4	3	3	6	2	0	1	6
Manigat	*28	1-2	1-1	1-2	4	3	2	0	0	0	4
Young	*32	7-12	1-2	3-6	2	1	4	0	0	1	18
Chatman	14	1-6	0-0	0-0	1	2	6	1	0	0	2
Jones	8	0-2	0-2	0-0	2	3	0	0	0	0	0
Dingman	7	1-3	1-2	0-0	1	0	0	0	0	1	3
Artino	4	1-3	0-0	0-0	3	2	0	0	1	0	2
Wragge	19	7-10	4-6	1-1	5	3	0	0	0	0	19
Team					2				1		
Totals	200	31-66	9-20	14-21	39	21	18	8	1	3	85

SDSU	MP	FG	3FG	FT	R	F	A	TO	B	S	TP
Green	*23	2-4	0-0	0-0	7	3	1	2	0	0	4
Shelton	*28	4-8	0-0	0-1	4	3	0	0	0	0	8
Thames	*34	7-13	1-2	6-7	1	4	6	2	0	0	21
Rahon	*33	3-8	1-2	4-6	2	4	2	2	0	1	11
Tapley	*34	6-13	3-6	0-0	3	1	1	0	1	2	15
Williams	5	0-2	0-0	0-0	0	2	0	0	0	0	0
Franklin, L.	2	0-1	0-1	0-2	0	0	0	0	0	0	0
Franklin, J.	22	6-12	2-4	5-6	8	2	2	2	0	0	19
Stephens	19	2-3	0-0	1-2	9	2	2	1	0	0	5
Team					3						
Totals	200	30-64	7-15	16-24	37	21	12	9	1	3	83

Halftime: San Diego State 39, Creighton 35. **FG%:** Creighton 47.0, San Diego State 46.9. **3FG%:** San Diego State 46.7, Creighton 45.0. **FT%:** San Diego State 66.7, Creighton 66.7. **Officials:** Scott Thornley, Verne Harris, David Hall. **Technical:** None.



Game 22

#17/17 San Diego State 58 Boise State 56

Feb. 1, 2012 ♦ San Diego, Calif.
Viejas Arena ♦ Att.: 12,414

SAN DIEGO - No. 17 San Diego State rallied from 12 down in the second half and Boise State missed a three at the final horn to allow the Aztecs to escape with a 58-56 victory in front of a sold-out Viejas Arena.

The Broncos, who trailed by one after Chase Tapley made 1-of-2 free throws with seven seconds to play, had one chance to upset the Mountain West leaders. Following the Tapley miss, Boise State brought the ball down the floor and found a wide-open Thomas Bropleh in the corner. The forward had a clean look, but his attempt went in and out.

The Aztecs, who struggled in their last outing, looked to have righted the ship as they took a 10-3 just 5 minutes, 18 seconds into the contest. SDSU, however, went cold and Boise State scored 14 unanswered points to lead 17-10 with 8:19 left in the first half. The Broncos eventually took a 10-point lead before settling for a 33-25 halftime cushion.

Boise State maintained its double-digit advantage early in the second half until San Diego State went on its own 14-0 run and took a 41-38 lead following a 16-2 stretch.

SDSU upped its lead to 47-40 with 5:49 to play, but the Broncos would not go away and trimmed their deficit to one point three different times in the final 28 seconds, which led to Tapley's 1-for-2 effort late and Bropleh's miss on the final two sequences.

San Diego State, which made 25-of-29 free throws, was led by Jamaal Franklin's 16 points and eight rebounds. Tapley finished with 14 points and Tim Shelton matched his season high with eight boards.

Anthony Drmic and Tre Nichols each scored 17 point to lead the Broncos.

BSU	MP	FG	3FG	FT	R	F	A TO	B	S	TP	
Drmic	*35	6-11	3-5	2-4	7	2	2	2	0	0	17
Bropleh	*16	0-2	0-2	0-0	3	3	0	3	0	2	0
Buckner	*17	1-1	0-0	1-2	1	5	1	2	0	0	3
Marks	*26	5-9	0-2	2-4	3	5	2	4	2	1	12
Perryman	*25	1-2	0-1	0-0	5	4	1	1	0	1	2
Hanstad	10	0-0	0-0	0-0	1	0	1	0	1	1	0
Nichols	26	6-16	4-9	1-2	3	0	0	0	0	0	17
Wiley	23	0-4	0-3	0-0	3	2	2	2	0	0	0
Watkins	15	1-4	0-0	1-1	2	3	0	4	1	2	2
Crayton	7	1-2	0-0	1-3	3	1	0	0	0	0	3
Team					2				1		
Totals	200	21-51	7-22	7-16	33	25	9	19	4	7	56

SDSU	MP	FG	3FG	FT	R	F	A TO	B	S	TP	
Shelton	*27	1-2	0-1	1-2	8	5	1	2	0	1	3
Franklin, J.	*30	3-9	1-5	9-10	8	3	0	6	1	0	16
Thames	*32	1-7	0-1	4-4	3	0	2	3	0	1	6
Rahon	*29	1-5	1-3	0-0	3	4	0	0	0	0	3
Tapley	*38	5-16	1-6	3-4	3	4	2	3	0	2	14
Williams	8	1-3	0-2	4-4	1	0	0	0	0	0	6
Franklin, L.	13	1-2	0-1	3-3	2	1	1	1	0	1	5
Green	5	0-0	0-0	1-2	0	2	0	0	1	0	1
Stephens	18	2-4	0-0	0-0	4	2	0	0	0	0	4
Team					2						
Totals	200	15-48	3-19	25-29	34	21	6	15	2	5	58

Halftime: Boise State 33, San Diego State 25. **FG%:** Boise State 41.2, San Diego State 31.3. **3FG%:** Boise State 31.8, San Diego State 15.8. **FT%:** San Diego State 86.2, Boise State 43.8. **Officials:** Scott Thornley, Tom O'Neill, Bob Staffen. **Technical:** None.



Game 23

#17/17 San Diego State 83 TCU 73

Feb. 4, 2012 ♦ San Diego, Calif.
Viejas Arena ♦ Att.: 12,414

SAN DIEGO - No. 17 San Diego State withstood a three-point barrage by TCU and shot over 50 percent from the field to defeat the Horned Frogs, 83-73, in front of a sold-out Viejas Arena crowd. With the win, the Aztecs finished the first half of league play in first place with a 6-1 record.

TCU shot 60.9 percent from the field, including 53.8 percent from behind the arc. Of its 14 first-half field goals, seven were from distance. SDSU, meanwhile, weathered the storm and shot 53.1 percent from the floor and used a 14-4 run to take a 33-27 lead with 4:50 left in the first half. The Aztecs eventually went into the locker room ahead, 46-39.

In the second half, San Diego State scored the first six points to open up a double-digit lead and never looked back. While the Aztecs were flirting with 50.0 percent shooting, their defense stifled the Horned Frogs. TCU shot just 9-for-25 or 36.0 percent in the second half.

Jamaal Franklin led all players with 24 points and a career-high 11 rebounds. James Rahon, who had only 18 points in his previous four games, finished with 16 points and a season-high four assists. Chase Tapley added 14 points, while DeShawn Stephens chipped in with 13 points and six rebounds off the bench.

Kyan Anderson led TCU with 22 points and J.R. Cadot contributed 15. Between Anderson, Cadot and backcourt teammate Hank Thorns, the trio was 9-for-15 from three-point range.

TCU	MP	FG	3FG	FT	R	F	A TO	B	S	TP	
Green	*32	3-7	1-3	0-0	1	1	1	1	0	1	7
Williams	*14	1-3	0-1	4-4	3	2	0	0	0	0	6
Anderson	*36	6-9	3-4	7-7	3	0	3	2	0	1	22
Thorns	*34	3-9	3-7	0-0	0	3	4	6	0	2	9
Cadot	*25	4-7	3-4	4-5	2	3	1	2	0	1	15
Crossland	7	0-0	0-0	0-0	2	2	1	1	0	0	0
Fields	19	1-5	1-4	0-0	1	1	1	1	0	0	3
Montigel	1	1-1	0-0	0-0	0	0	0	0	0	0	2
Kone	1	0-1	0-0	0-0	0	0	0	0	0	0	0
Butler	9	1-2	0-0	0-0	4	1	1	1	0	1	2
McKinney	21	2-3	0-0	0-0	3	2	0	2	0	0	4
Zurcher	1	1-1	1-1	0-0	0	0	0	0	0	0	3
Team					2						
Totals	200	23-48	12-24	15-16	21	15	12	16	1	6	73

SDSU	MP	FG	3FG	FT	R	F	A TO	B	S	TP	
Shelton	*18	1-3	0-1	2-2	2	1	4	1	0	0	4
Franklin, J.	*33	7-11	1-3	9-10	11	2	1	2	1	0	24
Thames	*30	1-5	0-0	1-2	2	3	1	4	0	0	3
Rahon	*34	6-14	4-10	0-0	5	1	4	0	0	2	16
Tapley	*32	5-10	2-3	2-2	5	2	1	1	0	2	14
Franklin, L.	12	1-3	0-2	0-0	1	2	0	0	0	0	2
Green	12	3-4	0-0	1-2	2	4	0	2	0	1	7
Stephens	25	6-8	0-0	1-4	6	2	1	1	0	0	13
Staten	1	0-0	0-0	0-0	0	0	0	1	0	0	0
Ebrahimian	1	0-0	0-0	0-0	0	0	0	0	0	0	0
Castleberry	1	0-1	0-1	0-0	0	0	0	1	0	0	0
Douglas	1	0-0	0-0	0-0	0	1	0	0	0	0	0
Team					1						
Totals	200	30-59	7-20	16-22	35	17	14	13	1	5	83

Halftime: San Diego State 46, TCU 39. **FG%:** San Diego State 50.8, TCU 47.9. **3FG%:** TCU 50.0, San Diego State 35.0. **FT%:** TCU 93.8, San Diego State 72.7. **Officials:** Larry Spaulding, Dan Chrisman, D.G. Nelson. **Technical:** None.



Game 24

#14/16 UNLV 65 #13/14 San Diego State 63

Feb. 11, 2012 ♦ Las Vegas, Nev.
Thomas & Mack Center ♦ Att.: 18,577

LAS VEGAS - No. 13/14 San Diego State rallied from a 13-point second-half deficit and took a one-point lead with 85 seconds to play, but could not finish the deal as No. 14/16 UNLV defeated the Aztecs, 65-63, in front of a sold-out crowd at Thomas & Mack Center.

The loss snapped the Aztecs' six-game winning streak over the Runnin' Rebels and stopped their three-game winning streak vs. UNLV at Thomas & Mack Center.

San Diego State trailed, 37-29, at halftime and its deficit swelled to 13 points with 15:01 to play in regulation. UNLV enjoyed its largest lead of the game after Brice Massamba scored the Rebels' first 10 points of the half.

UNLV led, 58-47, with 9:18 to play until Chase Tapley caught fire and singlehandedly got the Aztecs back into the game. The junior hit consecutive threes and scored 10 straight points for SDSU, but the Rebels seemed to have an answer every time. After Tapley scored his 10th point in a row, the Aztecs still trailed by five.

Garrett Green came off the bench and contributed three unanswered points for San Diego State and Tapley added another three with 1:25 left in regulation to give the Aztecs a 63-62 lead.

With under a minute to play, Jamaal Franklin dove baseline and appeared to be fouled, but no call was made and UNLV went the other way and reclaimed the lead after an Anthony Marshall lay-up with 38 seconds left.

Justin Hawkins made one of two free throws with 10 seconds left to give UNLV a 65-63 lead. Xavier Thames hustled the ball up the court, but had the ball poked away by Hawkins and the Rebels escaped with the win.

SDSU	MP	FG	3FG	FT	R	F	A TO	B	S	TP	
Shelton	*24	2-3	0-0	1-4	7	1	1	3	0	0	5
Thames	*36	3-8	1-2	1-1	6	3	8	2	1	2	8
Rahon	*37	2-4	0-0	0-0	1	3	1	1	0	0	4
Franklin, J.	*34	5-12	2-7	3-4	8	2	0	5	0	1	15
Tapley	*32	9-16	4-7	0-0	3	3	1	1	0	0	22
Franklin, L.	8	0-2	0-0	0-0	1	0	0	3	0	0	0
Green	15	2-3	0-0	1-2	4	3	0	1	0	0	5
Stephens	14	2-3	0-0	0-0	4	0	1	1	0	0	4
Team					3						
Totals	200	25-51	7-16	6-11	37	15	12	17	1	3	63

UNLV	MP	FG	3FG	FT	R	F	A TO	B	S	TP	
Stanback	*26	2-8	1-4	0-1	4	0	2	0	1	2	5
Moser	*36	9-20	1-5	0-0	9	2	2	1	4	6	19
Massamba	*26	6-7	0-0	0-0	4	3	1	2	0	0	12
Bellfield	*35	6-12	2-6	1-1	3	0	6	1	0	2	15
Marshall	*35	2-9	0-4	1-4	6	2	8	1	0	1	5
Thomas	9	0-2	0-0	0-0	2	2	0	1	2	0	0
Wallace	3	1-1	1-1	0-0	0	0	0	0	0	0	3
Smith	6	0-3	0-2	0-0	1	0	1	0	0	0	0
Lopez	5	0-1	0-0	2-2	2	0	0	2	1	0	2
Hawkins	19	1-3	1-3	1-2	3	0	1	0	1	2	4
Team					1						
Totals	200	27-66	6-25	5-10	35	9	21	8	9	13	65

Halftime: UNLV 37, San Diego State 29. **FG%:** San Diego State 49.0, UNLV 40.9. **3FG%:** San Diego State 43.8, UNLV 24.0. **FT%:** San Diego State 54.5, UNLV 50.0. **Officials:** Randy McCall, Dick Cartmell, Mike Reed. **Technical:** None.



Game 31

(1) #18/21 San Diego State 65
(8) Boise State 62

March 8, 2012 ♦ Las Vegas, Nev.
Thomas & Mack Center ♦ Att.: 8,160

LAS VEGAS - San Diego State sophomore guard Jamaal Franklin hit a three-point field goal as time expired to lift the top-ranked and No. 18/21 Aztecs to a 65-62 victory over eighth-seeded Boise State in the quarterfinals of the 2012 Conoco Mountain West Championship at Thomas & Mack Center.

The Broncos, who were down by 11 points with 6:45 to play, went on an 11-3 run to get within two points of the regular-season champions.

Franklin briefly put an end to the run with a lay-up to put SDSU up, 62-58, with 1:12 left in regulation. Boise State, however, answer with a pair of Anthony Drmic free throws and a Thomas Bropleh lay-up to tie the game at 65-65 with 27 seconds left on the clock.

The Aztecs called a timeout to set up a final play, which resulted in Xavier Thames handing the ball off to Franklin. The guard, who was defended well by Boise State, had the ball on the wing beyond the three-point arc and attempted an off-balance shot, which was successful as time expired.

The Broncos led by as many as nine points in the first half before the Aztecs rallied and found themselves down, 32-30, at halftime.

Franklin finished with 19 points and a team-high five rebounds. Chase Tapley, meanwhile, led the second-half charge as he scored 13 of his game-high 20 points in the second half. The junior also added a team-high four assists and a game-high four steals.

Thames, who played 37 minutes, scored in double figures for a fourth straight game and finished with 14 points and a team-high five boards.

San Diego State advances to the semifinals of the MW Championship where fourth-seeded Colorado State awaits.

BSU	MP	FG	3FG	FT	R	F	A	T	O	B	S	TP
Drmic	*38	5-10	3-5	6-7	7	2	3	0	0	1	19	
Bropleh	*35	4-11	2-5	1-2	5	0	1	0	0	0	11	
Buckner	*24	5-7	0-0	0-0	6	4	0	3	0	0	10	
Marks	*33	4-9	1-1	1-1	5	2	3	7	0	3	10	
Elorriaga	*16	0-2	0-1	0-0	1	1	1	1	0	0	0	
Hanstad	7	0-0	0-0	0-0	0	0	0	1	0	0	0	
Wiley	23	3-6	2-5	0-0	1	0	2	0	0	0	8	
Watkins	16	1-5	0-0	2-2	4	2	1	1	0	1	4	
Perryman	8	0-1	0-1	0-0	0	1	0	0	0	0	0	
Team					2							
Totals	200	22-51	8-18	10-12	31	12	11	13	0	5	62	

SDSU	MP	FG	3FG	FT	R	F	A	T	O	B	S	TP
Shelton	*17	3-4	0-0	1-2	4	1	0	1	0	0	7	
Thames	*37	5-11	2-2	2-2	5	3	3	2	0	2	14	
Rahon	*38	1-4	1-3	0-0	2	3	0	0	0	1	3	
Franklin, J.	*38	6-10	2-3	5-7	5	2	3	4	0	0	19	
Tapley	*37	8-14	4-7	0-0	1	0	4	1	0	4	20	
Franklin, L.	7	0-1	0-1	0-0	0	1	1	1	0	0	0	
Green	9	0-0	0-0	0-0	0	1	0	1	0	0	0	
Stephens	17	1-3	0-0	0-2	3	2	0	1	0	0	2	
Team					2							
Totals	200	24-47	9-16	8-13	22	13	11	11	0	7	65	

Halftime: Boise State 32, San Diego State 30. **FG%:** San Diego State 51.1, Boise State 43.1. **3FG%:** San Diego State 56.3, Boise State 44.4. **FT%:** Boise State 10-12, San Diego State 61.5. **Officials:** Mike Littlewood, Michael Irving, K.C. Ely. **Technical:** None.



Game 32

(1) #18/21 San Diego State 79
(4) Colorado State 69

March 9, 2012 ♦ Las Vegas, Nev.
Thomas & Mack Center ♦ Att.: 16,399

LAS VEGAS - No. 18/21 and top-seeded San Diego State broke open a close game with a 9-0 run early in the second half and never looked back en route to a 79-69 win over fourth-seeded Colorado State in the semifinals of the 2012 Conoco Mountain West Championship at Thomas & Mack Center.

In a first half featured eight lead changes and five ties, the Rams went into intermission with a slight 39-38 advantage.

CSU's lead would only last seven seconds in the second half as James Rahon hit a three-pointer to give the Aztecs a 41-39 lead and lead they would never relinquish.

With the game still close, Dorian Green hit a three-pointer with 16:17 left to get Colorado State to within two points at 50-48. SDSU responded with the decisive 9-0 run over the next 1:31, ending with a DeShawn Stephens dunk that put San Diego State up, 61-50, with 13:40 left.

The Rams never got any closer than seven points the rest of the way as the Aztecs advanced to their fourth consecutive Mountain West tournament final.

Jamaal Franklin had a team-high 19 points and six rebounds, while Chase Tapley had 17 points and tied his season high with six assists.

Rahon scored 15 points, his most since Feb. 4, and Garrett Green led a productive bench with 10 points, including his first three-pointer at SDSU.

That bench, which had two points, three rebounds and three turnovers in 17 minutes the day before against Boise State, had 17 points, 15 rebounds and one turnover in 56 minutes vs. Colorado State. DeShawn Stephens came off the bench to record four points, nine rebounds (tied career high) and three blocks (career high).

CSU	MP	FG	3FG	FT	R	F	A	T	O	B	S	TP
Hornung	*33	3-4	0-0	1-2	6	2	1	0	0	0	7	
Bell	*28	1-7	0-0	4-5	8	3	1	2	0	0	6	
Eikmeier	*33	3-8	1-3	0-0	1	2	2	1	0	0	7	
Sabas	*22	0-3	0-3	0-0	2	2	0	1	0	0	0	
Green	*20	7-13	4-8	2-2	0	3	3	1	0	4	20	
Carr	33	7-15	2-6	1-1	5	2	2	2	0	0	17	
Smith	18	4-8	1-2	3-3	1	4	0	0	1	0	12	
Team					2							
Totals	200	25-58	8-22	11-13	25	18	9	7	1	5	69	

SDSU	MP	FG	3FG	FT	R	F	A	T	O	B	S	TP
Shelton	*13	2-4	0-0	0-0	3	3	0	0	0	0	4	
Franklin, J.	*30	5-13	3-4	6-8	6	4	3	1	0	0	19	
Thames	*36	1-7	1-3	4-4	6	2	2	3	0	2	7	
Rahon	*31	7-12	1-5	0-0	3	0	1	0	0	0	15	
Tapley	*34	6-12	1-3	4-5	4	0	6	1	0	2	17	
Franklin, L.	11	1-2	1-2	0-0	2	1	1	1	0	0	3	
Green	24	3-3	1-1	3-5	4	2	1	0	1	0	10	
Stephens	21	2-3	0-0	0-0	9	3	1	0	3	1	4	
Team					1					1		
Totals	200	27-56	8-18	17-22	38	15	15	7	4	5	79	

Halftime: Colorado State 39, San Diego State 38. **FG%:** San Diego State 48.2, Colorado State 43.1. **3FG%:** San Diego State 44.4, Colorado State 36.4. **FT%:** Colorado State 84.3, San Diego State 77.3. **Officials:** David Hall, Mike Littlewood, Shawn Lehigh. **Technical:** None.

SAN DIEGO STATE SINGLE SEASON RECORDS

POINTS

Table with 5 columns: Rk, DI, Name, Pts, Yr. Lists player statistics for points scored per season.

SCORING AVERAGE

Table with 5 columns: Rk, DI, Name (Class), PPG, Yr. Lists scoring averages per player.

REBOUNDS

Table with 5 columns: Rk, DI, Name (Class), Rebs, Yr. Lists rebounding statistics per player.

REBOUND AVERAGE

Table with 5 columns: Rk, DI, Name (Class), RPG, Yr. Lists rebounding averages per player.

25. Roy Krusiswyk (Sr.) 8.39 98

ASSISTS

in existence since 1972-73 season

Table with 4 columns: Rk, Name (Class), Asss, Yr. Lists assist statistics per player.

ASSIST AVERAGE

in existence since 1972-73 season

Table with 4 columns: Rk, Name (Class), APG, Yr. Lists assist averages per player.

FIELD GOALS

Table with 5 columns: Rk, DI, Name (Class), FG, Yr. Lists field goal statistics per player.

23. Jimmy Harris (Sr.) 179 72
24. Chris McMurray (Jr.) 177 72
25. •Brandon Heath (So.) 176 05

•Jamaal Franklin (So.) 161 12

FIELD GOAL ATTEMPTS

Table with 5 columns: DI, Name (Class), FGA, Yr. Lists field goal attempt statistics per player.

•Jamaal Franklin (So.) 371 12

FIELD GOAL PERCENTAGE

min. 5 FGA per game

Table with 5 columns: Rk, DI, Name (Class), Pct., Yr. Lists field goal percentage statistics per player.

25. Steve Malovic (Sr.) 54.86 79

SAN DIEGO STATE SINGLE SEASON RECORDS

21.	•Kyle Spain (Sr.)	477	09
22.	•Mohamed Abukar (Sr.)	475	07
23.	Kim Goetz (Sr.)	474	79
24.	•Brandon Heath (Jr.)	468	06
25.	Anthony Watson (Jr.)	465	85

EFFICIENCY AVERAGE

since 1978-79 season

Rk	Name (Class)	EPG	Yr.
1.	Michael Cage (Sr.)	29.29	84
2.	Michael Cage (Jr.)	25.61	83
3.	Steve Malovic (Sr.)	22.96	79
4.	•Marcus Slaughter (Jr.)	21.43	06
5.	•Aerick Sanders (Sr.)	21.13	04
6.	Marty Dow (Sr.)	20.31	91
7.	•Kawhi Leonard (So.)	20.14	11
8.	Michael Cage (Fr.)	19.89	81
9.	Leonard Allen (Sr.)	18.84	85
10.	Anthony Watson (Sr.)	18.82	86
11.	Kim Goetz (Sr.)	18.23	79
12.	•Marcus Slaughter (So.)	18.22	05
13.	•Randy Holcomb (Sr.)	17.70	02
14.	•Kawhi Leonard (Fr.)	17.55	10
15.	Leon Carter (Sr.)	17.38	96
16.	Rodney Hawkins (Sr.)	17.34	88
17.	•Jamaal Franklin (So.)	17.03	12
18.	•Malcolm Thomas (Sr.)	16.97	11
19.	Eddy Gordon (Fr.)	16.78	80
20.	Joe McNaull (So.)	15.93	92
21.	Michael Cage (So.)	15.86	82
22.	Carlus Groves (Sr.)	15.68	94
23.	Mitch McMullen (Sr.)	15.52	89
24.	Arthur Massey (Sr.)	15.46	91
25.	•Malcolm Thomas (Jr.)	15.44	10
26.	Paul Jarrett (Sr.)	15.31	96

	•Chase Tapley (Jr.)	15.13	12

PTS.-REBS.-ASSISTS (PRA)

since 1972-73 season

Rk	Name (Class)	PRA	Yr.
1.	Michael Cage (Sr.)	1,050	84
2.	•Kawhi Leonard (So.)	1,028	11
3.	Michael Cage (Jr.)	932	83
4.	•Randy Holcomb (Sr.)	911	02
5.	•Brandon Heath (Sr.)	884	07
6.	•Marcus Slaughter (Jr.)	879	06
7.	Anthony Watson (Sr.)	868	86
8.	•Kawhi Leonard (Fr.)	834	10
9.	•Brandon Heath (Jr.)	832	06
9.	Steve Copp (Sr.)	832	76
11.	•Aerick Sanders (Sr.)	808	04
12.	•Malcolm Thomas (Sr.)	807	11
13.	•Jamaal Franklin (So.)	796	12
14.	Steve Malovic (Sr.)	793	79
15.	Marty Dow (Sr.)	786	91
16.	Will Connelly (Jr.)	771	76
17.	•Tony Bland (Jr.)	762	02
18.	Shawn Jamison (Jr.)	759	90
19.	•Marcus Slaughter (So.)	757	05
20.	•Lorenzo Wade (Jr.)	756	08
21.	Anthony Watson (Jr.)	751	85
22.	•Kyle Spain (Sr.)	745	09
23.	Will Connelly (So.)	743	75
24.	•Mohamed Abukar (Sr.)	741	07
25.	•Brandon Heath (So.)	740	05

PRA AVERAGE

since 1972-73 season

Rk	Name (Class)	PRA	Yr.
1.	Michael Cage (Sr.)	37.50	84
2.	Michael Cage (Jr.)	33.29	83
3.	Anthony Watson (Sr.)	31.00	86
4.	Steve Malovic (Sr.)	29.37	79
5.	•Marcus Slaughter (Jr.)	29.30	06
6.	Steve Copp (Sr.)	28.69	76
7.	Chris McMurray (Jr.)	28.64	72
8.	•Kawhi Leonard (So.)	28.56	11
9.	•Marcus Slaughter (So.)	28.04	05
10.	•Randy Holcomb (Sr.)	27.61	02
11.	Will Connelly (So.)	27.52	75
12.	Marty Dow (Sr.)	27.10	91
13.	•Aerick Sanders (Sr.)	26.93	04
14.	•Brandon Heath (Sr.)	26.78	07
15.	Kim Goetz (Sr.)	26.77	79
16.	Will Connelly (Jr.)	26.59	76
17.	•Jamaal Franklin (So.)	26.53	12
18.	Carlus Groves (Sr.)	25.95	94
19.	•Brandon Heath (So.)	25.52	05
20.	Jason Richey (Jr.)	25.48	97
21.	•Brandon Heath (Jr.)	25.21	06
23.	Steve Copp (Jr.)	25.11	75
24.	Steffond Johnson (Sr.)	24.76	86
25.	Joel Kramer (Sr.)	24.68	78

VICTORIES

DI	Name (Class)	Wins	Yr.
1.	•Brian Carlwell (Sr.)	34	11
	•D.J. Gay (Sr.)	34	11
	•James Rahon (So.)	34	11
	•Malcolm Thomas (Sr.)	34	11
5.	•Kawhi Leonard (So.)	33	11
	•Billy White (Sr.)	33	11
7.	•Chase Tapley (So.)	31	11
8.	•Tim Shelton (Jr.)	28	11
9.	•Garrett Green (Sr.)	26	12
	•DeShawn Stephens (Jr.)	26	12
	•Chase Tapley (Jr.)	26	12
	•D.J. Gay (So.)	26	09
	•Kyle Spain (Sr.)	26	09
	•Matt Thomas (Sr.)	26	09
	•Richie Williams (Sr.)	26	09

SAN DIEGO STATE CAREER RECORDS

16.	Eddy Gordon	80-81-82-83	107	111
17.	Creon Dorsey	85-86	59	109
18.	•Marcus Slaughter	04-05-06	87	107
19.	•Marcelo Correa	97-98-99-00-01	112	102
20.	•Matt Thomas	05-06-07-08-09	124	100
21.	•Kawhi Leonard	10-11	70	98

GAMES PLAYED

Rk	DI	Name	Years	GP
1.	1.	•D.J. Gay	08-09-10-11	140
2.	2.	•Billy White	08-09-10-11	134
3.	3.	•Richie Williams	06-07-08-09	127
4.	4.	•Brandon Heath	04-05-06-07	125
5.	5.	•Matt Thomas	05-06-07-08-09	124
6.	6.	•John Sharper	03-04-05-06	119
7.	7.	Leonard Allen	82-83-84-85	116
8.	8.	•Kyle Spain	06-07-08-09	115
9.	9.	•Myron Epps	99-00-01-02	113
9.	9.	Berry Randle	93-94-95-96	113
11.	11.	•Marcelo Correa	97-98-99-00-01	112
11.	11.	Chad Nelson	94-95-96-97	112
11.	11.	Michael Cage	81-82-83-84	112
14.	14.	•Chris Walton	01-02-04-05	110
14.	14.	Anthony Watson	83-84-85-86	110
16.	16.	•Aerick Sanders	01-02-03-04	109
16.	16.	Mark Delsman	74-75-76-77	109
18.	18.	•Tim Shelton	08-09-10-11-12	107
18.	18.	Eddy Gordon	80-81-82-83	107
18.	18.	Tony Gwynn	78-79-80-81	107
18.	-	Noel Mickelsen	53-54-55-56	107

GAMES STARTED

since 1978-79				
Rk	Name	Years	GP	GS
1.	•Billy White	08-09-10-11	134	124
2.	•D.J. Gay	08-09-10-11	140	120
2.	•Brandon Heath	04-05-06-07	125	120
4.	Michael Cage	81-82-83-84	112	112
5.	Leonard Allen	82-83-84-85	116	110
6.	•Richie Williams	06-07-08-09	127	109
7.	Chad Nelson	94-95-96-97	112	103
8.	•Kyle Spain	06-07-08-09	115	95
9.	Anthony Watson	83-84-85-86	110	93
10.	•Marcelo Correa	97-98-99-00-01	112	91
11.	•Myron Epps	99-00-01-02	113	81
12.	•Chase Tapley	10-11-12	99	80
13.	•Marcus Slaughter	04-05-06	87	74
14.	•Lorenzo Wade	07-08-09	92	73
14.	•Deandre Moore	01-02-03	88	73
16.	•Malcolm Thomas	10-11	71	70
17.	•Kawhi Leonard	10-11	70	69
18.	•Tony Bland	02-03	63	62
18.	Joe McNaull	91-92-93	86	62
18.	Eddie Morris	80-81-82-83	105	62
21.	•Randy Holcomb	01-02	61	61
21.	Tony Gwynn	78-79-80-81	107	61
21.	Eddy Gordon	80-81-82-83	107	61

CONSECUTIVE GAMES STARTED

since 1980-81 season				
Rk	Name	Years	GP	CGS
1.	Michael Cage	81-82-83-84	112	112
2.	Chad Nelson	94-95-96-97	112	103
3.	•Brandon Heath	04-05-06-07	125	85
4.	•D.J. Gay	08-09-10-11	140	71
5.	Leonard Allen	82-83-84-85	116	70
6.	•Malcolm Thomas	10-11	71	68
7.	•Kawhi Leonard	10-11	70	64
8.	•Randy Holcomb	01-02	61	61
9.	•Aerick Sanders	01-02-03-04	109	60
10.	•Myron Epps	99-00-01-02	113	58
11.	Chris Walters	1993-94	57	57
11.	Joe McNaull	91-92-93	86	57
13.	Kevin Betts	97-98	55	55

13.	Anthony Watson	83-84-85-86	110	55
-----	----------------	-------------	-----	----

MINUTES PLAYED

since 1978-79 season				
Rk	Name	Years	GP	Min.
1.	•Brandon Heath	04-05-06-07	125	4,275
2.	Michael Cage	81-82-83-84	112	4,262
3.	•D.J. Gay	08-09-10-11	140	4,222
4.	•Richie Williams	06-07-08-09	127	3,780
5.	Chad Nelson	94-95-96-97	103	3,692
6.	•Billy White	08-09-10-11	134	3,532
7.	Anthony Watson	83-84-85-86	110	3,330
8.	Leonard Allen	82-83-84-85	116	3,191
9.	•Myron Epps	99-00-01-02	113	2,971
10.	•Kyle Spain	06-07-08-09	115	2,948
11.	•Lorenzo Wade	07-08-09	92	2,911
12.	•Chase Tapley	10-11-12	99	2,726
13.	•Marcus Slaughter	04-05-06	87	2,659
14.	Eddie Morris	80-81-82-83	105	2,627
15.	•Marcelo Correa	97-98-99-00-01	112	2,594
16.	•Deandre Moore	01-02-03	88	2,462
17.	•Aerick Sanders	01-02-03-04	109	2,460
18.	Tony Gwynn	78-79-80-81	107	+2,422
19.	Tony Ross	87-88-89	85	2,402
20.	•John Sharper	03-04-05-06	119	2,381
21.	•Chris Walton	01-02-04-05	110	2,286

EFFICIENCY POINTS

since 1978-79 season				
Rk	Name	Years	GP	Eff. Pts.
1.	Michael Cage	81-82-83-84	112	2,534
2.	•Brandon Heath	04-05-06-07	125	1,652
3.	•Billy White	08-09-10-11	134	1,635
4.	•Marcus Slaughter	04-05-06	87	1,495
5.	Steve Copp	73-74-75-76	93	1,450
6.	Joel Kramer	74-76-77-78	99	1,407
7.	Leonard Allen	82-83-84-85	116	1,395
8.	Chad Nelson	94-95-96-97	112	1,351
9.	Anthony Watson	83-84-85-86	110	1,337
10.	•Kawhi Leonard	10-11	70	1,322
11.	•Kyle Spain	06-07-08	115	1,308
12.	•Aerick Sanders	01-02-03-04	109	1,276
13.	•Lorenzo Wade	07-08-09	92	1,244
14.	•Richie Williams	06-07-08-09	127	1,220
15.	Will Connelly	75-76-77	82	1,216
16.	•Malcolm Thomas	10-11	71	1,153
17.	Steve Malovic	78-79	55	1,137
18.	Tony Gwynn	78-79-80-81	107	1,114
19.	•Chase Tapley	10-11-12	99	1,107
20.	Joe McNaull	91-92-93	86	1,056

EFFICIENCY AVERAGE

min. 50 games; since 1978-79 season				
Rk	Name	Years	GP	EPA
1.	Michael Cage	81-82-83-84	112	22.63
2.	Steve Malovic	78-79	55	20.67
3.	•Kawhi Leonard	10-11	70	18.89
4.	Marty Dow	90-91	52	17.52
5.	•Marcus Slaughter	04-05-06	87	17.18
6.	•Malcolm Thomas	10-11	71	16.24
7.	Kim Goetz	78-79	54	16.09
8.	Steve Copp	73-74-75-76	93	15.59
9.	•Randy Holcomb	01-02	61	15.34
10.	Will Connelly	75-76-77	82	14.83
11.	Jason Richey	97-98	52	14.40
12.	Joel Kramer	74-76-77-78	99	14.21
13.	•Mohamed Abukar	06-07	54	14.20
14.	Leon Carter	95-96	57	13.82
15.	Mitch McMullen	88-89	58	13.78
16.	•Lorenzo Wade	07-08-09	92	13.52
17.	•Tony Bland	02-03	63	13.27
18.	•Brandon Heath	04-05-06-07	125	13.22
19.	Kevin Betts	97-98	55	13.14
20.	John Anderson	73-74	52	12.62

POINTS-REBOUNDS-ASSISTS

since 1972-73 season				
Rk	Name	Years	GP	PRA
1.	Michael Cage	81-82-83-84	112	3,261
2.	•Brandon Heath	04-05-06-07	125	3,002
3.	Anthony Watson	83-84-85-86	110	2,453
4.	Steve Copp	73-74-75-76	93	2,215
5.	•Marcus Slaughter	04-05-06	87	2,099
6.	•Billy White	08-09-10-11	134	2,069
7.	Chad Nelson	94-95-96-97	112	2,007
8.	•Kyle Spain	06-07-08-09	115	1,959
9.	•Lorenzo Wade	07-08-09	92	1,918
10.	Will Connelly	75-76-77	82	1,901
11.	•Kawhi Leonard	10-11	70	1,862
12.	Joel Kramer	74-76-77-78	99	1,822
13.	•Richie Williams	06-07-08-09	127	1,807
14.	•D.J. Gay	08-09-10-11	140	1,783
15.	Leonard Allen	82-83-84-85	116	1,765
16.	Tony Gwynn	78-79-80-81	107	1,730
17.	•Myron Epps	99-00-01-02	113	1,679
18.	•Randy Holcomb	01-02	61	1,580
19.	Tony Ross	87-88-89	85	1,578
20.	•Aerick Sanders	01-02-03-04	109	1,570

VICTORIES

since 1975-76				
Rk	Name	Years	GP	Wins
1.	•D.J. Gay	08-09-10-11	140	105
2.	•Billy White	08-09-10-11	134	101
3.	•Tim Shelton	08-09-10-11-12	107	85
3.	•Richie Williams	06-07-08-09	127	85
5.	•Chase Tapley	10-11-12	99	81
6.	•Kyle Spain	06-07-08-09	115	80
7.	Leonard Allen	82-83-84-85	116	76
8.	•Matt Thomas	05-06-07-08-09	124	74
9.	•Brandon Heath	04-05-06-07	125	71
10.	Michael Cage	81-82-83-84	112	68
11.	•John Sharper	03-04-05-06	119	63
11.	Anthony Watson	83-84-85-86	110	63
13.	•Tim Shelton	08-09-10-11	78	62
14.	•Aerick Sanders	01-02-03-04	109	61
15.	•Lorenzo Wade	07-08-09	92	60
16.	•Brian Carlwell	10-11	71	59
16.	•Malcolm Thomas	10-11	71	59
16.	Eddie Morris	80-81-82-83	105	59
19.	•Kawhi Leonard	10-11	70	58
19.	Eddy Gordon	80-81-82-83	107	58
21.	•James Rahon	11-12	65	56

2011-12 SAN DIEGO STATE SCHEDULE/RESULTS

Record: 26-6 (Home: 17-2, Away: 7-4, Neutral: 2-0)

Mountain West: 10-4 (Home: 6-1, Away: 4-3)

SDSU		San Diego State High									
Date	NR	Opponent	SDSU Result	W-L	Record	MW	Scorer	Rebounder	Assists	Attendance	
Nov. 11	rv/-	~BRYANT	W 75-63	W1	1-0		Tapley - 20	Green, Tapley - 11	Thames - 8	11,734	
Nov. 12	rv/-	~SOUTHERN UTAH	W 70-37	W2	2-0		Tapley - 16	Green - 11	Thames - 7	11,765	
Nov. 13	rv/-	~UC DAVIS	W 89-74	W3	3-0		J. Franklin - 31	J. Franklin, Stephens - 6	Thames - 7	11,792	
Nov. 15	rv/-	at [11/12] Baylor	L 67-77	L1	3-1		Tapley - 28	Rahon - 7	Thames - 4	6,941	
Nov. 17	rv/-	USC (:01.8)	W 56-54	W1	4-1		J. Franklin - 14	Stephens - 9	Thames - 4	12,414 (c)	
Nov. 19	rv/-	[rv/rv] LONG BEACH STATE	W-ot 77-73	W2	5-1		J. Franklin - 21	J. Franklin - 9	Tapley - 3	12,094	
Nov. 23	rv/rv	at [23/23] Arizona	W 61-57	W3	6-1		Tapley - 17	Green - 7	Tapley - 4	13,761	
Nov. 26	rv/rv	at UC Santa Barbara	W-ot 76-75	W4	7-1		Thames - 20	Thames - 10	Thames - 6	5,011	
Nov. 30	rv/rv	[rv/22] CREIGHTON	L 83-85	L1	7-2		Thames - 21	Stephens - 9	Thames - 6	12,414 (c)	
Dec. 4	rv/rv	[24/23] CALIFORNIA	W 64-63	W1	8-2		Tapley - 25	Green - 10	Thames - 7	12,414 (c)	
Dec. 7	rv/rv	at San Diego	W 74-62	W2	9-2		Tapley - 23	Stephens - 9	Thames - 11	4,708	
Dec. 19	rv/rv	UC RIVERSIDE	W 80-55	W3	10-2		Rahon - 19	Thames - 6	J. Franklin - 5	11,555	
Dec. 22	rv/rv	ELON	W 81-55	W4	11-2		J. Franklin - 19	Stephens - 9	Shelton - 4	11,370	
Dec. 30	25/rv	REDLANDS	W 94-43	W5	12-2		J. Franklin - 26	J. Franklin - 10	J. Franklin - 5	12,414 (c)	
Jan. 5	24/25	SAN DIEGO CHRISTIAN	W 83-52	W6	13-2		Stephens - 18	Stephens, Williams - 8	Tapley - 5	10,857	
Jan. 10	22/22	CHICAGO STATE	W 73-65	W7	14-2		Tapley - 24	J. Franklin - 10	Thames - 6	12,099	
Jan. 14	22/22	*[12/12] UNLV (:00.3)	W 69-67	W8	15-2	1-0	J. Franklin - 24	J. Franklin - 10	Shelton, Thames - 4	12,414 (c)	
Jan. 18	16/16	*at [rv/rv] New Mexico	W 75-70	W9	16-2	2-0	Thames - 22	Shelton - 8	Thames - 4	15,411 (c)	
Jan. 21	16/16	*AIR FORCE	W 57-44	W10	17-2	3-0	Tapley - 16	J. Franklin - 10	three with - 3	12,414 (c)	
Jan. 24	13/12	*at Wyoming	W 52-42	W11	18-2	4-0	J. Franklin, Tapley - 12	J. Franklin - 11	L. Franklin, Thames - 3	5,692	
Jan. 28	13/12	*at Colorado State	L 60-77	L1	18-3	4-1	J. Franklin - 24	J. Franklin - 10	Thames - 3	6,038	
Feb. 1	17/17	*BOISE STATE	W 58-56	W1	19-3	5-1	J. Franklin - 16	J. Franklin, Shelton - 7	Tapley, Thames - 2	12,414 (c)	
Feb. 4	17/17	*TCU	W 83-73	W2	20-3	6-1	J. Franklin - 24	J. Franklin - 11	Rahon, Shelton - 4	12,414 (c)	
Feb. 11	13/14	*at [14/16] UNLV	L 60-62	L1	20-4	6-2	Tapley - 22	J. Franklin - 8	Thames - 8	18,577 (c)	
Feb. 15	13/15	*[rv/rv] NEW MEXICO	L 67-77	L2	20-5	6-3	J. Franklin - 16	J. Franklin - 10	Thames - 4	12,414 (c)	
Feb. 18	13/15	*at Air Force	L 56-58	L3	20-6	6-4	Tapley - 17	Shelton - 11	Thames - 5	2,483	
Feb. 22	24/25	*WYOMING	W-ot 67-58	W1	21-6	7-4	Green - 14	Shelton, Stephens - 7	Thames - 6	12,414 (c)	
Feb. 25	24/25	*COLORADO STATE	W 74-66	W2	22-6	8-4	J. Franklin - 31	J. Franklin - 16	L. Franklin - 5	12,414 (c)	
Feb. 29	21/23	*at Boise State	W 66-53	W3	23-6	9-4	J. Franklin - 18	J. Franklin - 12	J. Franklin - 3	6,145	
Mar. 3	21/23	*at TCU	W-ot 98-92	W4	24-6	10-4	J. Franklin - 35	J. Franklin - 13	J. Franklin - 5	5,955	
Mar. 8	18/21	`vs. (8) Boise State	W 65-62	W5	25-6		Tapley - 20	J. Franklin, Thames - 5	Tapley - 4	8,160	
Mar. 9	18/21	`vs. (4) Colorado State	W 79-69	W6	26-6		J. Franklin - 19	Stephens - 9	Tapley - 6	16,339	
Mar. 10	18/21	`vs. (2) [rv/rv] New Mexico									

Caps denotes home game. ~ - Basketball Travelers Classic (San Diego, Calif.). * - Mountain West Conference Game. ` - 2012 Conoco Mountain West Conference Championships (Thomas & Mack Center; Las Vegas, Nev.). c - Indicates capacity crowd. SDSU NR - San Diego State national ranking (*Associated Press* and *ESPN/USA Today* coaches polls at gametime). Time to the right of opponent name indicates time remaining on a game-winning shot.

Record/Attendance Summary

	G	W-L	Total	Average	High
Home	19	17-2	229,820	12,096	12,414 - 11 times
Mountain West	7	6-1	86,898	12,414	12,414 - seven times
Away	11	7-4	90,722	8,247	18,577 at No. 14/16 UNLV (Feb. 11)
Mountain West	7	4-3	60,301	8,614	18,577 at No. 14/16 UNLV (Feb. 11)
Neutral	2	2-0	24,499	12,250	16,339 vs. Colorado State (Mar. 9)
Total	31	25-6	345,041	11,130	18,577 at No. 14/16 UNLV (Feb. 11)
Mountain West	14	10-4	147,199	10,514	18,577 at No. 14/16 UNLV (Feb. 11)

Win/Loss Margin

	1	2	3	4	5	6	7	8	9	10	11	12	13	14	15	16	17	18	25	31	33	34	51	=<3	=<5	=<10
Win	2	3	1	2	1	1		2	1	3		2	2		1				1	1	1	1	1	6	8	16
Loss		3								2							1							3	3	5

2011-12 SAN DIEGO STATE SEASON STATS

Record: 26-6 (Home: 17-2, Away: 7-4, Neutral: 2-0)

No.	Player	GP	GS	Min	Avg	TOTAL		3-PTS		FT-FTA		REBOUNDS				PF	FO	A	TO	Blk	Stl	Pts	Avg
						FG-FGA	Pct	3FG-FGA	Pct	Pct	Pct	Off	Def	Tot	Avg								
21	FRANKLIN, Jamaal	30	20	897	29.9	161-371	.434	46-144	.319	150-188	.798	52	182	234	7.8	73	0	44	86	19	30	518	17.3
22	TAPLEY, Chase	32	32	1086	33.9	183-401	.456	69-162	.426	58-79	.734	22	113	135	4.2	52	0	73	52	15	59	493	15.4
02	THAMES, Xavier	29	28	982	33.9	95-230	.413	16-49	.327	98-118	.831	13	83	96	3.3	64	1	123	73	7	27	304	10.5
11	RAHON, James	29	28	926	31.9	100-240	.417	39-116	.336	25-42	.595	17	65	82	2.8	55	1	23	25	0	14	264	9.1
05	GREEN, Garrett	32	17	608	19.0	77-131	.588	1-4	.250	38-78	.487	47	99	146	4.6	46	0	19	34	13	10	193	6.0
23	STEPHENS, DeShawn	32	3	597	18.7	73-120	.608	0-0	.000	24-60	.400	67	89	156	4.9	58	1	11	27	9	11	170	5.3
10	SHELTON, Tim	29	28	714	24.6	64-129	.496	1-7	.143	29-46	.630	52	87	139	4.8	69	5	48	29	8	17	158	5.4
03	FRANKLIN, LaBradford	31	0	380	12.3	28-71	.394	5-25	.200	31-36	.861	7	40	47	1.5	37	0	51	46	1	9	92	3.0
00	WILLIAMS, Alec	21	4	226	10.8	30-67	.448	5-18	.278	19-24	.792	11	34	45	2.1	38	1	4	22	2	4	84	4.0
25	EBRAHIMIAN, Narbeh	8	0	59	7.4	3-12	.250	0-5	.000	1-3	.333	4	6	10	1.3	9	0	3	0	0	2	7	0.9
33	CASTLEBERRY, Jeremy	5	0	14	2.8	2-6	.333	1-5	.200	0-0	.000	0	1	1	0.2	0	0	0	2	0	0	5	1.0
24	STATEN, Ryan	2	0	5	2.5	1-1	1.000	0-0	.000	1-2	.500	0	1	1	0.5	0	0	0	1	0	0	3	1.5
40	DOUGLAS, Aaron	2	0	6	3.0	0-1	.000	0-1	.000	1-2	.500	0	0	0	0.0	1	0	0	0	0	0	1	0.5
TEAM												46	47	93	2.9	1			5			0	
SAN DIEGO STATE		32				817-1780	.459	183-536	.341	475-678	.701	338	847	1185	37.0	503	9	399	402	74	183	2292	71.6
OPPONENTS		32				727-1816	.400	223-666	.335	342-497	.688	304	724	1028	32.1	599	-	386	414	100	175	2019	63.1

SCORE BY PERIODS:	1st	2nd	OT	2OT	Total
SAN DIEGO STATE	1,101	1,139	52		- 2,292
OPPONENTS	967	1,020	32		- 2,019

Mountain West: 10-4 (Home: 6-1, Away: 4-3)

No.	Player	GP	GS	Min	Avg	TOTAL		3-PTS		FT-FTA		REBOUNDS				PF	FO	A	TO	Blk	Stl	Pts	Avg
						FG-FGA	Pct	3FG-FGA	Pct	Pct	Pct	Off	Def	Tot	Avg								
21	FRANKLIN, Jamaal	13	13	442	34.0	75-162	.463	19-66	.288	84-97	.866	25	104	129	9.9	35	0	19	49	10	8	253	19.5
22	TAPLEY, Chase	14	14	498	35.6	66-179	.369	21-66	.318	26-32	.813	9	54	63	4.5	24	0	24	22	4	20	179	12.8
02	THAMES, Xavier	14	14	478	34.1	45-110	.409	6-20	.300	39-43	.907	7	30	37	2.6	33	1	47	35	5	11	135	9.6
11	RAHON, James	14	13	453	32.4	45-110	.409	19-53	.358	6-11	.545	10	30	40	2.9	33	1	11	11	0	7	115	8.2
10	SHELTON, Tim	14	14	369	26.4	36-62	.581	1-3	.333	22-37	.595	26	53	79	5.6	36	2	26	16	4	8	95	6.8
05	GREEN, Garrett	14	2	195	13.9	28-44	.636	0-1	.000	10-22	.455	12	28	40	2.9	24	0	4	11	7	2	66	4.7
23	STEPHENS, DeShawn	14	0	199	14.2	25-42	.595	0-0	.000	10-20	.500	28	22	50	3.6	21	0	3	11	1	4	60	4.3
03	FRANKLIN, LaBradford	13	0	168	12.9	8-30	.267	2-12	.167	12-13	.923	4	17	21	1.6	19	0	24	18	0	5	30	2.3
00	WILLIAMS, Alec	6	0	39	6.5	3-12	.250	0-3	.000	6-6	1.000	1	5	6	1.0	6	0	0	1	0	2	12	2.0
25	EBRAHIMIAN, Narbeh	4	0	6	1.5	0-1	.000	0-1	.000	0-0	.000	0	1	1	0.3	3	0	0	0	0	0	0	0.0
33	CASTLEBERRY, Jeremy	1	0	1	1.0	0-1	.000	0-1	.000	0-0	.000	0	0	0	0.0	0	0	0	1	0	0	0	0.0
24	STATEN, Ryan	1	0	1	1.0	0-0	.000	0-0	.000	0-0	.000	0	0	0	0.0	0	0	0	1	0	0	0	0.0
40	DOUGLAS, Aaron	1	0	1	1.0	0-0	.000	0-0	.000	0-0	.000	0	0	0	0.0	1	0	0	0	0	0	0	0.0
TEAM												14	18	32	2.3	0			1			0	
SAN DIEGO STATE		14				331-753	.440	68-226	.301	215-281	.765	136	362	498	35.6	235	4	158	177	31	67	945	67.5
OPPONENTS		14				317-781	.406	102-305	.334	162-239	.678	137	314	451	32.2	249	-	163	169	45	79	898	64.1

SCORE BY PERIODS:	1st	2nd	OT	2OT	Total
SAN DIEGO STATE	447	471	27		- 945
OPPONENTS	437	449	12		- 898

2011-12 SAN DIEGO STATE - HOME/AWAY STATS

Home: 17-2

No.	Player	GP	GS	Min	Avg	TOTAL		3-PTS		FT-FTA	Pct	REBOUNDS				PF	FO	A	TO	Blk	Stl	Pts	Avg			
						FG-FGA	Pct	3FG-FGA	Pct			Off	Def	Tot	Avg											
21	FRANKLIN, Jamaal	18	12	532	29.6	101-230	.439	25-86	.291	95-116	.819	36	109	145	8.1	40	0	25	48	13	20	322	17.9			
22	TAPLEY, Chase	19	19	615	32.4	99-217	.456	35-82	.427	37-52	.712	13	67	80	4.2	35	0	45	30	10	39	270	14.2			
11	RAHON, James	16	15	503	31.4	63-150	.420	29-78	.372	13-22	.591	9	37	46	2.9	27	0	19	11	0	8	168	10.5			
02	THAMES, Xavier	16	15	526	32.9	52-126	.413	6-21	.286	40-54	.741	11	35	46	2.9	30	0	69	42	4	10	150	9.4			
05	GREEN, Garrett	19	12	391	20.6	58-91	.637	0-3	.000	27-55	.491	32	60	92	4.8	27	0	13	23	12	8	143	7.5			
23	STEPHENS, DeShawn	19	3	372	19.6	48-80	.600	0-0	.000	18-43	.419	43	58	101	5.3	32	1	8	17	6	5	114	6.0			
10	SHELTON, Tim	16	15	424	26.5	34-71	.479	1-6	.167	14-17	.824	29	47	76	4.8	32	2	33	20	6	14	83	5.2			
00	WILLIAMS, Alec	13	4	165	12.7	24-48	.500	5-14	.357	15-18	.833	8	29	37	2.8	22	1	4	13	1	3	68	5.2			
03	FRANKLIN, LaBradford	18	0	241	13.4	21-46	.457	2-15	.133	22-26	.846	3	28	31	1.7	19	0	35	26	1	5	66	3.7			
25	EBRAHIMIAN, Narbeh	6	0	56	9.3	3-12	.250	0-5	.000	1-3	.333	4	5	9	1.5	7	0	3	0	0	2	7	1.2			
33	CASTLEBERRY, Jeremy	5	0	14	2.8	2-6	.333	1-5	.200	0-0	.000	0	1	1	0.2	0	0	0	2	0	0	5	1.0			
24	STATEN, Ryan	2	0	5	2.5	1-1	1.000	0-0	.000	1-2	.500	0	1	1	0.5	0	0	0	1	0	0	3	1.5			
40	DOUGLAS, Aaron	2	0	6	3.0	0-1	.000	0-1	.000	1-2	.500	0	0	0	0.0	1	0	0	0	0	0	1	0.5			
TEAM												30	24	54	2.8	1					4					0
SDSU TOTALS		19				506-1079	.469	104-316	.329	284-410	.693	218	501	719	37.8	273	4	254	237	53	114	1400	73.7			
OPPONENTS		19				429-1082	.396	133-386	.345	169-259	.653	181	408	589	31.0	368	-	226	264	53	96	1160	61.1			

SCORE BY PERIODS:	1st	2nd	OT	2OT	Total
SAN DIEGO STATE	685	691	24		- 1,400
OPPONENTS	553	596	11		- 1,160

Road/Neutral: 9-4 (Away: 7-4 Neutral 2-0)

No.	Player	GP	GS	Min	Avg	TOTAL		3-PTS		FT-FTA	Pct	REBOUNDS				PF	FO	A	TO	Blk	Stl	Pts	Avg			
						FG-FGA	Pct	3FG-FGA	Pct			Off	Def	Tot	Avg											
22	TAPLEY, Chase	13	13	471	36.2	84-184	.457	34-80	.425	21-27	.778	9	46	55	4.2	17	0	28	22	5	20	223	17.2			
21	FRANKLIN, Jamaal	12	8	365	30.4	60-141	.426	21-58	.362	55-72	.764	16	73	89	7.4	33	0	19	38	6	10	196	16.3			
02	THAMES, Xavier	13	13	456	35.1	43-104	.413	10-28	.357	58-64	.906	2	48	50	3.8	34	1	54	31	3	17	154	11.8			
11	RAHON, James	13	13	423	32.5	37-90	.411	10-38	.263	12-20	.600	8	28	36	2.8	28	1	4	14	0	6	96	7.4			
10	SHELTON, Tim	13	13	290	22.3	30-58	.517	0-1	.000	15-29	.517	23	40	63	4.8	37	3	15	9	2	3	75	5.8			
23	STEPHENS, DeShawn	13	0	225	17.3	25-40	.625	0-0	.000	6-17	.353	24	31	55	4.2	26	0	3	10	3	6	56	4.3			
05	GREEN, Garrett	13	5	217	16.7	19-40	.475	1-1	1.000	11-23	.478	15	39	54	4.2	19	0	6	11	1	2	50	3.8			
03	FRANKLIN, LaBradford	13	0	139	10.7	7-25	.280	3-10	.300	9-10	.900	4	12	16	1.2	18	0	16	20	0	4	26	2.0			
00	WILLIAMS, Alec	8	0	61	7.6	6-19	.316	0-4	.000	4-6	.667	3	5	8	1.0	16	0	0	9	1	1	16	2.0			
25	EBRAHIMIAN, Narbeh	2	0	3	1.5	0-0	.000	0-0	.000	0-0	.000	0	1	1	0.5	2	0	0	0	0	0	0	0.0			
TEAM												16	23	39	3.0	0					1					0
SAN DIEGO STATE		13				311-701	.444	79-220	.359	191-268	.713	120	346	466	35.8	230	5	145	165	21	69	892	68.6			
OPPONENTS		13				298-734	.406	90-280	.321	173-238	.727	123	316	439	33.8	231	-	160	150	47	79	859	66.1			

SCORE BY PERIODS:	1st	2nd	OT	2OT	Total
SAN DIEGO STATE	416	448	28		- 892
OPPONENTS	414	424	21		- 859

2011-12 SAN DIEGO STATE - WIN/LOSS STATS

Wins: 26

No.	Player	GP	GS	Min	Avg	TOTAL		3-PTS		FT-FTA		REBOUNDS				PF	FO	A	TO	Blk	Stl	Pts	Avg
						FG-FGA	Pct	3FG-FGA	Pct	Pct	Pct	Off	Def	Tot	Avg								
21	FRANKLIN, Jamaal	25	17	753	30.1	134-306	.438	40-117	.342	125-159	.786	46	149	195	7.8	61	0	42	72	17	29	433	17.3
22	TAPLEY, Chase	26	26	873	33.6	146-315	.463	50-123	.407	52-71	.732	16	93	109	4.2	41	0	67	44	13	49	394	15.2
02	THAMES, Xavier	23	22	770	33.5	76-177	.429	14-37	.378	71-87	.816	10	65	75	3.3	44	1	93	57	5	21	237	10.3
11	RAHON, James	23	22	725	31.5	84-193	.435	36-97	.371	18-32	.563	13	51	64	2.8	38	1	18	14	0	13	222	9.7
05	GREEN, Garrett	26	14	509	19.6	66-110	.600	1-4	.250	35-69	.507	36	84	120	4.6	30	0	17	24	11	8	168	6.5
23	STEPHENS, DeShawn	26	3	513	19.7	65-105	.619	0-0	.000	23-58	.397	57	75	132	5.1	51	1	7	18	9	10	153	5.9
10	SHELTON, Tim	23	22	552	24.0	45-89	.506	0-5	.000	19-27	.704	40	66	106	4.6	52	4	42	23	7	15	109	4.7
03	FRANKLIN, LaBradford	25	0	328	13.1	27-59	.458	5-20	.250	27-30	.900	6	35	41	1.6	33	0	45	40	1	7	86	3.4
00	WILLIAMS, Alec	17	4	195	11.5	29-61	.475	5-16	.313	15-18	.833	9	32	41	2.4	30	1	4	19	1	3	78	4.6
25	EBRAHIMIAN, Narbeh	7	0	57	8.1	3-12	.250	0-5	.000	1-3	.333	4	5	9	1.3	8	0	3	0	0	2	7	1.0
33	CASTLEBERRY, Jeremy	5	0	14	2.8	2-6	.333	1-5	.200	0-0	.000	0	1	1	0.2	0	0	0	2	0	0	5	1.0
24	STATEN, Ryan	2	0	5	2.5	1-1	1.000	0-0	.000	1-2	.500	0	1	1	0.5	0	0	0	1	0	0	3	1.5
40	DOUGLAS, Aaron	2	0	6	3.0	0-1	.000	0-1	.000	1-2	.500	0	0	0	0.0	1	0	0	0	0	0	1	0.5
TEAM												38	38	76	2.9	1			5			0	
SAN DIEGO STATE		26				678-1435	.472	152-430	.353	388-558	.695	275	695	970	37.3	390	8	338	319	64	157	1896	72.9
OPPONENTS		26				577-1481	.390	175-546	.321	251-380	.661	254	564	818	31.5	490	-	293	341	78	135	1580	60.8

SCORE BY PERIODS:	1st	2nd	OT	2OT	Total
SAN DIEGO STATE	914	930	52		- 1,896
OPPONENTS	758	790	32		- 1,580

Losses: 6

No.	Player	GP	GS	Min	Avg	TOTAL		3-PTS		FT-FTA		REBOUNDS				PF	FO	A	TO	Blk	Stl	Pts	Avg
						FG-FGA	Pct	3FG-FGA	Pct	Pct	Pct	Off	Def	Tot	Avg								
22	TAPLEY, Chase	6	6	213	35.5	37-86	.430	19-39	.487	6-8	.750	6	20	26	4.3	11	0	6	8	2	10	99	16.5
21	FRANKLIN, Jamaal	5	3	144	28.8	27-65	.415	6-27	.222	25-29	.862	6	33	39	7.8	12	0	2	14	2	1	85	17.0
02	THAMES, Xavier	6	6	212	35.3	19-53	.358	2-12	.167	27-31	.871	3	18	21	3.5	20	0	30	16	2	6	67	11.2
10	SHELTON, Tim	6	6	162	27.0	19-40	.475	1-2	.500	10-19	.526	12	21	33	5.5	17	1	6	6	1	2	49	8.2
11	RAHON, James	6	6	201	33.5	16-47	.340	3-19	.158	7-10	.700	4	14	18	3.0	17	0	5	11	0	1	42	7.0
05	GREEN, Garrett	6	3	99	16.5	11-21	.524	0-0	.000	3-9	.333	11	15	26	4.3	16	0	2	10	2	2	25	4.2
23	STEPHENS, DeShawn	6	0	84	14.0	8-15	.533	0-0	.000	1-2	.500	10	14	24	4.0	7	0	4	9	0	1	17	2.8
03	FRANKLIN, LaBradford	6	0	52	8.7	1-12	.083	0-5	.000	4-6	.667	1	5	6	1.0	4	0	6	6	0	2	6	1.0
00	WILLIAMS, Alec	4	0	31	7.8	1-6	.167	0-2	.000	4-6	.667	2	2	4	1.0	8	0	0	3	1	1	6	1.5
25	EBRAHIMIAN, Narbeh	1	0	2	2.0	0-0	.000	0-0	.000	0-0	.000	0	1	1	1.0	1	0	0	0	0	0	0	0.0
TEAM												8	9	17	2.8	0			0			0	
SDSU TOTALS		6				139-345	.403	31-106	.292	87-120	.725	63	152	215	35.8	113	1	61	83	10	26	396	66.0
OPPONENTS		6				150-335	.448	48-120	.400	91-117	.778	50	160	210	35.0	109	-	93	73	22	40	439	73.2

SCORE BY PERIODS:	1st	2nd	OT	2OT	Total
SAN DIEGO STATE	187	209			- 396
OPPONENTS	209	230			- 439

2011-12 TEAM GAME-BY-GAME

Opponent	Site/Date	FG-FGA	Pct	3P-3PA	Pct	FT-FTA	Pct	Off-Def	Tot	PF	AT	TO	BS	ST	1st-2nd	Pts
at [rv/-] SDSU Bryant	H 11/11	31-58 25-67	.534 .373	2-12 10-30	.167 .333	11-25 3-4	.440 .750	12-33 9-23	45 32	9 21	19 15	11 10	3 1	6 5	28-47 27-36	75 63
at [rv/-] SDSU Southern Utah	H 11/12	28-55 13-43	.509 .302	5-13 1-10	.385 .100	9-20 10-14	.450 .714	15-26 7-18	41 25	20 22	16 7	20 26	1 2	12 5	41-29 15-22	70 37
at [rv/-] SDSU UC Davis	H 11/13	28-56 30-63	.500 .476	10-19 14-37	.526 .378	23-31 0-3	.742 .000	9-24 9-22	33 31	9 23	16 17	10 16	2 1	11 5	48-41 29-45	89 74
[rv/-] SDSU at [11/12] Baylor	A 11/15	21-59 24-52	.356 .462	8-24 9-17	.333 .529	17-20 20-24	.850 .833	13-20 10-26	33 36	22 21	8 18	21 21	2 5	10 10	30-37 32-45	67 77
at [rv/-] SDSU USC	H 11/17	20-51 22-50	.392 .440	3-17 5-10	.176 .500	13-14 5-8	.929 .625	13-23 7-19	36 26	7 12	10 12	14 11	4 4	4 8	21-35 25-29	56 54
at [rv/-] SDSU [rv/rv] LBSU	H 11/19	28-68 22-53	.412 .415	4-17 4-14	.235 .286	17-27 25-32	.630 .781	19-20 11-30	39 41	22 26	12 12	16 23	6 6	9 4	37-28-12 40-25-8	77 73
[rv/rv] SDSU at [23/23] Arizona	A 11/23	24-53 19-57	.453 .333	8-12 5-26	.667 .192	5-15 14-17	.333 .824	8-28 12-28	36 40	19 16	12 8	14 13	1 2	3 7	31-30 29-28	61 57
[rv/rv] SDSU at UC Santa Barbara	A 11/26	23-59 24-63	.390 .381	4-20 7-22	.200 .318	26-39 20-27	.667 .741	12-34 9-32	46 41	20 25	8 14	9 8	0 11	3 2	25-38-13 31-32-12	76 75
at [rv/rv] SDSU [rv/22] Creighton	H 11/30	30-64 31-66	.469 .470	7-15 9-20	.467 .450	16-24 14-21	.667 .667	10-27 12-27	37 39	21 21	12 18	9 8	1 1	3 3	39-44 35-50	83 85
at [rv/rv] SDSU [24/23] California	H 12/4	23-53 24-60	.434 .400	4-10 4-10	.400 .400	14-20 11-18	.700 .611	11-26 14-21	37 35	16 18	9 14	12 11	2 3	5 4	33-31 25-38	64 63
[rv/rv] SDSU at San Diego	A 12/7	27-54 26-55	.500 .473	5-14 3-16	.357 .188	15-21 7-12	.714 .583	9-24 8-22	33 30	11 18	16 10	10 11	4 4	7 5	37-37 36-26	74 62
at [rv/rv] SDSU UC Riverside	H 12/19	31-56 25-68	.554 .368	9-20 1-10	.450 .100	9-15 4-5	.600 .800	11-30 13-17	41 30	11 13	17 10	9 5	3 4	3 5	45-35 25-30	80 55
at [rv/rv] SDSU Elon	H 12/22	34-61 19-60	.557 .317	6-17 8-28	.353 .286	7-9 9-15	.778 .600	6-33 10-20	39 30	16 13	17 9	15 14	3 1	6 6	37-44 28-27	81 55
at [25/rv] SDSU Redlands	H 12/30	31-65 15-61	.477 .246	11-25 7-24	.440 .292	21-32 6-13	.656 .462	13-40 9-26	53 35	13 24	13 11	13 19	5 3	10 6	58-36 24-19	94 43
at [24/25] SDSU San Diego Christian	H 1/5	28-52 19-47	.538 .404	5-17 10-25	.294 .400	22-32 4-9	.688 .444	14-23 3-13	37 16	12 24	13 16	10 15	0 2	8 4	44-39 26-26	83 52
at [22/22] SDSU Chicago State	H 1/10	28-60 25-61	.467 .410	7-24 8-22	.292 .364	10-18 7-11	.556 .636	13-28 10-24	41 34	12 23	17 12	14 14	2 4	4 7	32-41 32-33	73 65
at [22/22] SDSU [12/12] UNLV	H 1/14	24-55 24-68	.436 .353	5-14 8-27	.357 .296	16-20 11-21	.800 .524	6-29 19-24	35 43	14 16	16 9	16 14	3 8	7 9	34-35 29-38	69 67
[16/16] SDSU at [rv/rv] New Mexico	A 1/18	27-56 27-69	.482 .391	9-20 13-31	.450 .419	12-15 3-7	.800 .429	10-24 21-21	34 42	14 17	14 22	6 9	3 2	7 3	30-45 31-39	75 70
at [16/16] SDSU Air Force	H 1/21	23-50 17-49	.460 .347	4-16 1-18	.250 .056	7-10 9-12	.700 .750	8-25 9-20	33 29	10 10	13 10	11 13	3 0	7 2	29-28 21-23	57 44
[13/12] SDSU at Wyoming	A 1/24	21-41 15-49	.512 .306	5-11 5-22	.455 .227	5-6 7-12	.833 .583	4-26 11-16	30 27	15 13	9 7	19 15	1 5	5 7	25-27 22-20	52 42
[13/12] SDSU at Colorado State	A 1/28	20-64 24-49	.313 .490	3-21 6-13	.143 .462	17-20 23-23	.850 1.000	11-19 6-34	30 40	20 20	7 13	8 17	4 0	6 1	28-32 40-37	60 77
at [17/17] SDSU Boise State	H 2/1	15-48 21-51	.313 .412	3-19 7-22	.158 .318	25-29 7-16	.862 .438	11-23 10-23	34 33	21 25	6 9	15 19	2 4	5 7	25-33 33-23	58 56
at [17/17] SDSU TCU	H 2/4	30-59 23-48	.508 .479	7-20 12-24	.350 .500	16-22 15-16	.727 .938	15-20 5-16	35 21	17 15	14 12	13 16	1 1	5 6	46-37 39-34	83 73
[13/14] SDSU at [14/16] UNLV	A 2/11	25-51 27-66	.490 .409	7-16 6-25	.438 .240	6-11 5-10	.545 .500	5-32 11-24	37 35	15 9	12 21	17 8	1 9	3 13	29-34 37-28	63 65
at [13/15] SDSU [rv/rv] New Mexico	H 2/15	25-55 28-56	.455 .500	3-14 10-19	.214 .526	14-20 11-17	.700 .647	8-23 8-25	31 33	14 22	12 13	12 11	2 3	1 5	32-35 36-41	67 77

2011-12 INDIVIDUAL GAME-BY-GAME (POINTS/REBS./ASTS.)

	0	2	3	5	10	11	21	22	23	24	25	33	40
	Alec	Xavier	LaBradford	Garrett	Tim	James	Jamaal	Chase	DeShawn	Ryan	Narbeh	Jeremy	Aaron
Opponent	Williams	Thames	Franklin	Green	Shelton	Rahon	Franklin	Tapley	Stephens	Staten	Ebrahimian	Castleberry	Douglas
~BRYANT	7/4/0	16/4/8	5/2/1	14/11/3	7/4/0	INJ	SUSP	20/11/6	9/6/0			CD	
~SOUTHERN UTAH	2/3/0	5/4/7	12/4/1	9/11/0	2/0/2	INJ	13/3/1	16/2/4	11/9/1			0/0/0	
~UC DAVIS	4/4/0	7/3/7	13/3/5	6/5/0	0/2/3	INJ	31/6/0	23/2/1	5/6/0			CD	
at [11/12] Baylor	2/2/0	10/4/4	2/1/3	0/2/2	4/3/1	10/7/0	11/3/0	28/4/0	0/1/0			DNT	
USC	CD	12/2/4	0/0/0	8/5/0	5/6/2	6/3/1	14/4/1	5/5/1	6/9/1			CD	
[rv/rv] LONG BEACH STATE	2/0/0	12/1/2	0/0/0	8/7/0	2/5/2	20/2/2	21/9/1	9/5/3	3/4/2			CD	
at [23/23] Arizona	2/1/0	9/2/2	0/1/0	2/7/1	6/6/3	13/4/0	8/5/2	17/3/4	4/4/0			DNT	
at UC Santa Barbara	2/0/0	20/10/6	0/0/0	13/9/0	4/5/1	5/2/0	12/6/1	16/4/0	4/3/0			DNT	
[rv/22] CREIGHTON	0/0/0	21/1/6	0/0/0	4/7/1	8/4/0	11/2/2	19/8/0	15/3/1	5/9/2			CD	
[24/23] CALIFORNIA	0/0/0	9/3/7	0/0/0	6/10/0	6/6/1	9/2/0	9/9/1	25/5/0	0/0/0		CD	CD	
at San Diego	4/1/0	11/4/11	2/0/1	2/5/2	0/0/0	5/0/0	11/5/0	23/4/2	16/9/0		CD	CD	
UC RIVERSIDE	9/4/2	9/6/1	6/3/3	9/4/3	CD-INJ	19/5/0	6/5/5	17/4/3	4/5/0		1/1/0	0/0/0	
ELON	10/2/1	INJ	4/2/2	10/5/1	7/3/4	7/2/3	19/6/0	14/5/3	8/9/1		0/1/2	2/0/0	
REDLANDS	10/7/0	INJ	11/5/4	10/7/1	CD-INJ	10/3/0	26/10/5	16/1/2	6/9/0		2/6/1	3/1/0	
SAN DIEGO CHRISTIAN	10/8/1	INJ	4/3/4	14/4/2*	CD-INJ	7/2/0*	11/5/1*	11/4/5*	18/8/0*	3/1/0	4/1/0	DND	1/0/0
CHICAGO STATE	8/3/0	4/4/6	0/0/1	2/3/0*	4/6/2	9/2/3*	16/10/1*	24/5/4*	6/3/0*	CD	CD	CD	CD
[12/12] UNLV	CD	6/2/4	CD	2/3/2	3/6/4*	22/4/1*	24/10/2*	11/6/3*	1/0/0	CD	CD	CD	CD
at [rv/rv] New Mexico	2/1/0	22/1/4	9/3/2	4/2/0	4/8/2*	8/2/1*	12/5/2*	12/7/3*	2/2/0	DNT	CD	DNT	DNT
AIR FORCE	0/1/0	4/1/3	2/3/1	7/0/0	6/6/3*	2/3/1*	14/10/3*	16/3/2*	6/4/0	CD	CD	CD	CD
at Wyoming	0/1/0	8/0/3	0/0/3	4/4/1	5/3/1*	9/3/0*	12/11/0*	12/4/1*	2/1/0	DNT	CD	DNT	DNT
at Colorado State	0/0/0	10/2/3	0/1/1	2/1/0	6/7/0*	4/1/1*	24/10/0*	10/2/1*	4/3/1	DNT	CD	DNT	DNT
BOISE STATE	6/1/0	6/3/2	5/2/1	1/0/0	3/8/1*	3/3/0*	16/8/0*	14/3/2*	4/4/0	CD	CD	CD	CD
TCU	CD	3/2/1	2/1/2	7/2/0	4/2/4*	16/5/4*	24/11/1*	14/5/1*	13/6/1	0/0/0	0/0/0	0/0/0	0/0/0
at {14/16} UNLV	CD	8/6/8	0/1/0	5/4/0	5/7/1*	4/1/1*	15/8/0*	22/3/1*	4/4/1	DNT	CD	DNT	DNT
[rv/rv] NEW MEXICO	CD	9/5/4	0/0/1	9/2/0	13/1/2*	11/3/1*	16/10/2*	7/5/2*	2/3/0	CD	CD	CD	CD
at Air Force	4/2/0	9/3/5	4/3/1	5/10/1*	13/11/2*	2/4/0*	INJ	17/9/1*	2/4/0	DNT	0/1/0	DNT	DNT
WYOMING	CD	9/1/6	2/2/4	14/3/0	10/7/1*	2/1/0*	12/5/0*	10/3/1*	8/7/0	CD	CD	CD	CD
COLORADO STATE	CD	15/4/1	0/1/5	3/3/0*	6/7/1*	14/3/1	31/16/1*	5/3/1*	0/0/0	CD	0/0/0	CD	CD
at Boise State	CD	10/0/1	3/2/1	3/1/0	11/4/1*	6/4/0*	18/12/3*	11/4/1*	4/3/0	DNT	CD	DNT	DNT
at TCU	CD	16/7/2	3/2/2	0/5/0	6/2/3*	12/3/0*	35/13/5*	18/6/4*	8/9/0	DNT	0/0/0	DNT	DNT
`vs. Boise State (MWC-QF)	CD	14/5/3*	0/0/1	0/0/0	7/4/0*	3/2/0*	19/5/3*	20/1/4*	2/3/0	DNT	CD	DNT	DNT
`vs. Colorado State (MWC-SF)	CD	7/6/2*	3/2/1	10/4/1	4/3/0*	15/3/1*	19/6/3*	17/4/6*	4/9/1	DNT	CD	DNT	DNT

CD – Did Not Play-Coach's Decision. DND - Did Not Dress. DNT - Did Not Travel. INJ – Did Not Play-Injured. SUSP - Suspension. ~ - Basketball Travelers Classic (San Diego, Calif.). * Mountain West game. ` - 2012 Conoco Mountain West Conference Championships (Thomas & Mack Center; Las Vegas, Nev.).

2011-12 STARTING LINEUPS

F	F	C	G	G	W-L	Record As SDSU Starter	Season	Career*
Williams	Shelton	Green	Thames	Tapley	3-0	Jamaal Franklin	17-3	17-3
Shelton	Rahon	Green	Thames	Tapley	6-3	LaBradford Franklin		1-0
J. Franklin	Rahon	Green	Thames	Tapley	1-0	Garrett Green	14-3	14-3
Shelton	J. Franklin	Green	Tapley	Rahon	1-0	James Rahon	22-6	27-6
Williams	J. Franklin	Stephens	Tapley	Rahon	1-0	Tim Shelton	22-6	35-11
Stephens	J. Franklin	Green	Tapley	Rahon	2-0	DeShawn Stephens	3-0	3-0
Rahon	J. Franklin	Shelton	Thames	Tapley	11-3	Chase Tapley	26-6	66-14
J. Franklin	Shelton	Green	Thames	Tapley	1-0	Xavier Thames	22-6	22-6
						Alec Williams	4-0	4-0

* Aztec career

2011-12 INDIVIDUAL SUPERLATIVES

Category	San Diego State	Opponent
Points Scored	35 - Jamaal Franklin at TCU (3-3-12)	27 - Michael Lyons at Air Force (2-18-12)
Field Goals	10 - Chase Tapley vs. Chicago State (1-10-12) 10 - Chase Tapley vs. California (12-4-11) 10 - Chase Tapley at Baylor (11-15-11) 10 - Jamaal Franklin vs. UC Davis (11-13-11)	9 - Michael Lyons at Air Force (2-18-12) 9 - Mike Moser at UNLV (2-11-12) 9 - Doug McDermott vs. Creighton (11-30-11) 9 - Orlando Johnson at UC Santa Barbara (11-26-11) 9 - Alex Francis vs. Bryant (11-11-11)
Field Goals Attempted	19 - Jamaal Franklin (12-30-11)	21 - Hank Thorns at TCU (3-3-12) 21 - Phil Martin vs. UC Riverside (12-19-11) 21 - Allen Crabbe vs. California (12-4-11) 21 - Orlando Johnson at UC Santa Barbara (11-26-11)
Highest FG Percentage (min. 5 made)	100.0 (6-6) - Garrett Green vs. Wyoming (2-22-12)	70.0 (7-10) - Ethan Wragge vs. Creighton (11-30-11)
Highest FG Percentage (min. 10 made)	58.8 (10-17) - Chase Tapley vs. Chicago State (1-10-12) 58.8 (10-17) - Chase Tapley vs. California (12-4-11) 58.8 (10-17) - Chase Tapley at Baylor (11-15-11) 58.8 (10-17) - Jamaal Franklin vs. UC Davis (11-13-11)	N/A
3-Point Field Goals Made	8 - Chase Tapley at Baylor (11-15-11)	6 - Michael Lyons at Air Force (2-18-12)
3-Point Field Goals Attempted	10 - James Rahon vs. TCU (2-4-12) 10 - Chase Tapley at UC Santa Barbara (11-26-11) 10 - Chase Tapley at Baylor (11-15-11)	12 - Ryan Sypkens vs. UC Davis (11-13-11)
3-Point Field Goal Percentage (min. 4 made)	80.0 (8-10) - Chase Tapley at Baylor (11-15-11)	83.3 (5-6) - Kendall Williams vs. New Mexico (2-15-12)
3-Point Field Goal Percentage (min. 5 made)	80.0 (8-10) - Chase Tapley at Baylor (11-15-11)	83.3 (5-6) - Kendall Williams vs. New Mexico (2-15-12)
Free Throws	14 - Jamaal Franklin at TCU (3-3-12) 14 - Jamaal Franklin vs. Colorado State (2-25-12)	11 - Casper Ware vs. Long Beach State (11-19-11)
Free Throws Attempted	17 - Jamaal Franklin at TCU (3-3-12)	12 - J. R. Cadot at TCU (3-3-12) 12 - Casper Ware vs. Long Beach State (11-19-11)
Free Throw Percentage (min. 7 made)	100.0 (8-8) - Jamaal Franklin vs. UNLV (1-14-12) 100.0 (8-8) - LaBradford Franklin vs. UC Davis (11-13-11) 100.0 (7-7) - Alec Williams vs. Redlands (12-30-11) 100.0 (7-7) - Xavier Thames at San Diego (12-7-11)	100.0 (8-8) Wes Eikmeier at Colorado State (1-28-12) 100.0 (7-7) Kyan Anderson vs. TCU (2-4-12)
Free Throw Percentage (min. 10 made)	93.3 (14-15) - Jamaal Franklin vs. Colorado State (2-25-12)	91.7 (11-12) - Casper Ware vs. Long Beach State (11-19-11)
Offensive Rebounds	6 - Jamaal Franklin vs. Long Beach State (11-19-11)	6 - Drew Gordon vs. New Mexico (2-15-12) 6 - Harper Kamp vs. California (12-4-11)
Defensive Rebounds	12 - Jamaal Franklin at TCU (3-3-12) 12 - Jamaal Franklin vs. Colorado State (2-25-12)	11 - Drew Gordon vs. New Mexico (2-15-12) 11 - Pierce Hornung at Colorado State (1-28-12) 11 - Lee Fisher vs. Chicago State (1-10-12) 11 - T.J. Robinson vs. Long Beach State (11-19-11)
Total Rebounds	16 - Jamaal Franklin vs. Colorado State (2-25-12)	17 - Drew Gordon vs. New Mexico (2-15-12)
Assists	11 - Xavier Thames at San Diego (12-7-11)	9 - Pierre Jackson at Baylor (11-15-11)
Blocked Shots	3 - DeShawn Stephens vs. Colorado State (3-9-12) 3 - Garrett Green vs. Colorado State (2-25-12) 3 - Jamaal Franklin vs. Redlands (12-30-11)	6 - Greg Somogyi at UC Santa Barbara (11-26-11)
Steals	7 - Chase Tapley vs. UC Davis (11-13-11)	6 - Mike Moser at UNLV (2-11-12)
Minutes Played	43 - Chase Tapley at TCU (3-3-12)	45 - Orlando Johnson at UC Santa Barbara (11-26-11)

2011-12 TEAM SUPERLATIVES

SDSU High	SDSU Low	Category	Opponent High	Opponent Low
98 at TCU (3-3-12)	42 at Wyoming (1-24-12)	Points Scored	92 at TCU (3-3-12)	37 vs. Southern Utah (11-12-11)
34 vs. Elon (12-22-11)	15 vs. Boise State (2-1-12)	Field Goals	31 vs. Creighton (11-30-11)	13 vs. Southern Utah (11-12-11)
68 vs. Long Beach State (11-19-11)	41 at Wyoming (1-24-12)	Field Goals Attempted	70 at TCU (3-3-12)	43 vs. Southern Utah (11-12-11)
55.7 vs. Elon (12-22-11)	31.3 at Colorado St. vs. Boise St.	FG Percentage	50.0 vs. New Mexico (2-15-12)	24.6 vs. Redlands (12-30-11)
11 vs. Redlands (12-30-11)	2 vs. Bryant (11-11-11)	3-Point Field Goals Made	14 vs. UC Davis (11-13-11)	1 vs. Southern Utah, UCR, AFA
25 vs. Redlands (12-30-11)	10 vs. California (12-4-11)	3-Point Field Goals Attempted	37 vs. UC Davis (11-13-11)	10 vs. SUU, USC, California, UCR
66.7 at Arizona (11-23-11)	14.3 at Colorado State (1-28-12)	3-Point Field Goal Percentage	52.9 at Baylor (11-15-11)	5.6 vs. Air Force (1-21-12)
28 at TCU (3-3-12)	5 at Arizona/at Wyoming	Free Throws Made	25 vs. Long Beach State (11-19-11)	0 vs. UC Davis (11-13-11)
39 at UC Santa Barbara (11-26-11)	6 at Wyoming (1-24-12)	Free Throws Attempted	34 at TCU (3-3-12)	3 vs. UC Davis (11-13-11)
92.9 vs. USC (11-17-11)	33.3 at Arizona (11-23-11)	Free Throw Percentage	100.0 at Colorado State (1-28-12)	00.0 vs. UC Davis (11-13-11)
19 vs. Long Beach State (11-19-11)	3 vs. Boise State (3-8-12)	Offensive Rebounds	21 at New Mexico (1-14-12)	3 - three times
40 vs. Redlands (12-30-11)	19 at Colorado State vs. Boise State	Defensive Rebounds	34 at Colorado State (1-28-12)	13 vs. San Diego Christian (1-5-12)
53 vs. Redlands (12-30-11)	22 vs. Boise State (3-8-12)	Total Rebounds	43 vs. UNLV (1-14-12)	16 vs. San Diego Christian (1-5-12)
26 at TCU (3-3-12)	7 vs. USC (11-17-11)	Fouls	27 at TCU (3-3-12)	9 at UNLV (2-11-12)
3 at TCU (3-3-12)	0 - many times	Fouled Out	3 vs. Colorado State (2-25-12)	0 - many times
19 vs. Bryant (11-11-11)	6 vs. Boise State (2-1-12)	Assists	22 at New Mexico (1-14-12)	6 at Boise State (2-29-12)
21 at Baylor (11-15-11)	6 at New Mexico (1-14-12)	Turnovers	26 vs. Southern Utah (11-12-11)	5 vs. UC Riverside/Colorado State
8 vs. Colorado State (2-25-12)	0 - five times	Blocked Shots	11 at UC Santa Barbara (11-26-11)	0 - three times
12 vs. Southern Utah (11-12-11)	2 vs. Colorado State (2-25-12)	Steals	13 at UNLV (2-11-12)	1 at Colorado State (1-28-12)
58 vs. Redlands, 1st (12-30-11)	21 vs. USC, 1st (11-17-11)	Points/Half	50 vs. Creighton, 2nd	15 vs. Southern Utah, 1st (11-12-11)
76.0 vs. Bryant, 2nd (11-11-11)	25.8 at Baylor, 1st (11-15-11)	FG Percentage/Half	62.1 vs. UC Davis, 2nd (11-13-11)	22.6 vs. Redlands, 2nd (12-30-11)
6 vs. Redlands (12-30-11)	1 vs. California (12-4-11)	Double-Figure Scorers	4 - five times	0 vs. Southern Utah (11-12-11)
+21 vs. San Diego Christian (1-5-12)	-10 at Colorado State (1-28-12)	Rebound Margin		
+34 vs. Redlands (12-30-11)	-12 at Colorado State (1-28-12)	Halftime Scoring Margin		

2011-12 BIGGEST LEADS/TIME IN LEAD/SPECIALTY STATS

Date	Opponent	SDSU Result	SDSU Big Opp Big			SDSU in Opp in			Paint		Off TOs		2nd Ch.		Bench			
			Lead	Lead	Ties	LC	Lead	Lead	Tied	SD	Opp	SD	Opp	SD	Opp	SD	Opp	
Nov. 11	%BRYANT	W 75-63	14	7	2	3	!	20:37	17:09	2:14	52	28	4	16	9	11	14	11
Nov. 12	%SOUTHERN UTAH	W 70-37	37	2	1	1	!	37:22	0:25	2:13	38	6	19	8	13	4	36	18
Nov. 13	%UC DAVIS	W 89-74	24	4	2	1	!	34:35	2:24	2:01	24	26	18	14	6	11	49	19
Nov. 15	at [11/12] Baylor	L 67-77	5	16	4	8		9:28	25:17	5:15	26	16	17	7	11	5	14	15
Nov. 17	USC	W 56-54	9	6	5	13		19:18	18:49	1:53	28	18	9	12	14	4	20	15
Nov. 19	LONG BEACH STATE	ot-W 77-73	6	10	3	3		13:33	29:22	2:05	34	28	16	15	22	9	25	4
Nov. 23	at (23/23) Arizona	W 61-57	17	0	1	0	!	39:00	0:00	1:00	20	18	10	16	10	12	14	27
Nov. 26	at UC Santa Barbara	ot-W 76-75	7	8	6	6		17:07	22:46	5:07	24	10	8	6	16	10	19	18
Nov. 30	[--/22] CREIGHTON	L 83-85	17	6	4	1		30:25	6:14	3:21	36	34	8	11	14	11	24	26
Dec. 4	[24/23] CALIFORNIA	W 64-63	8	6	8	7		21:01	10:15	9:44	28	30	16	19	6	19	9	11
Dec. 7	at San Diego	W 74-62	12	12	2	3		21:05	11:59	0:56	8	2	15	11	7	12	33	20
Dec. 19	UC RIVERSIDE	W 80-55	27	0	0	0	!	39:42	0:00	0:18	28	26	5	8	12	6	20	25
Dec. 22	ELON	W 81-55	26	4	2	4	!	32:23	6:22	1:15	44	16	17	19	6	6	24	19
Dec. 30	REDLANDS	W 94-43	51	0	0	0	!	38:53	0:00	1:07	32	10	12	5	16	3	26	13
Jan. 5	SAN DIEGO CHRISTIAN	W 83-52	34	0	0	0	!	39:44	0:00	0:16	42	12	19	3	13	6	22	29
Jan. 10	CHICAGO STATE	W 73-65	16	7	5	5		30:46	5:57	3:17	32	26	17	15	14	10	16	8
Jan. 14	*[12/12] UNLV	W 69-67	10	1	5	4		37:23	0:21	2:16	24	28	14	15	4	10	3	12
Jan. 18	*at [rv/rv] New Mexico	W 75-70	13	10	2	5		12:15	25:28	2:17	32	22	9	8	11	23	17	22
Jan. 21	*AIR FORCE	W 57-44	13	1	0	3	!	38:36	0:40	0:44	34	26	12	7	13	9	15	9
Jan. 24	*at Wyoming	W 52-42	15	4	2	5	!	27:45	10:35	1:40	20	14	15	18	5	9	6	6
Jan. 28	*at Colorado State	L 60-77	3	19	6	2		4:21	32:40	2:59	24	18	13	10	14	11	6	13
Feb. 1	*BOISE STATE	W 58-56	7	12	4	2		16:17	20:40	3:03	12	22	13	11	10	7	16	22
Feb. 4	*TCU	W 83-73	18	7	6	4	!	27:33	8:26	4:01	40	20	14	16	17	9	22	14
Feb. 11	*at [14/16] UNLV	L 63-65	6	13	3	9		13:23	24:03	2:44	22	30	11	12	7	12	9	9
Feb. 15	*[rv/rv] NEW MEXICO	L 67-77	4	15	1	3		2:57	35:36	1:37	40	26	18	12	8	10	11	33
Feb. 18	*at Air Force	L 56-58	6	8	7	5		30:11	4:58	4:51	18	12	7	10	16	0	10	13
Feb. 22	*WYOMING	ot-W 67-58	9	9	6	3		5:58	32:16	6:46	36	4	14	13	10	4	24	20
Feb. 25	*COLORADO STATE	W 74-66	8	9	4	4		16:19	20:29	3:12	24	30	7	8	16	16	14	20
Feb. 29	*at Boise State	W 66-53	22	4	1	1	!	33:46	5:20	0:54	20	24	9	12	7	8	10	15
Mar. 3	*at TCU	ot-W 98-92	18	3	8	9		31:04	8:28	5:28	42	32	15	12	10	7	11	21
Mar. 8	`vs. (8) Boise State	W 65-62	11	9	5	7					18	24	11	14	4	8	2	12
Mar. 9	`vs. (4) Colorado State	W 79-69	13	3	5	9					30	30	7	14	13	8	9	3
Mar. 10	`vs. (2) New Mexico																	

% - Basketball Travelers Classic (Viejas Arena; San Diego, Calif.). * - MWC Game. ` - MW Championship (Thomas & Mack Center; Las Vegas, Nev.). ! - Next to time indicates SDSU did not trail in the second half.

LEADS AND DEFICITS

SDSU Biggest Halftime Lead	34 vs. Redlands (12-30-11)
SDSU Biggest Halftime Lead Lost	8 vs. California (12-4-11)
SDSU Biggest Halftime Lead Lost in a Loss	4 vs. (--/22) Creighton (11-30-11)
SDSU Biggest Halftime Deficit	12 at Colorado State (1-28-12)
SDSU Biggest Halftime Deficit Overcome	8 vs. Boise State (2-1-12)/at UNLV (2-11-12)
SDSU Biggest Halftime Deficit Overcome for Victory	8 vs. Boise State (2-1-12)
SDSU Biggest Lead	51 vs. Redlands (12-30-11)
SDSU Biggest Lead Lost	17 vs. (--/22) Creighton (11-30-11)
SDSU Biggest Lead Lost in a Loss	17 vs. (--/22) Creighton (11-30-11)
SDSU Biggest Deficit	19 at Colorado State (1-28-12)
SDSU Biggest Deficit Overcome	13 at UNLV (2-11-12)

SEASON

34 vs. Redlands (12-30-11)
8 vs. California (12-4-11)
4 vs. (--/22) Creighton (11-30-11)
12 at Colorado State (1-28-12)
8 vs. Boise State (2-1-12)/at UNLV (2-11-12)
8 vs. Boise State (2-1-12)
51 vs. Redlands (12-30-11)
17 vs. (--/22) Creighton (11-30-11)
17 vs. (--/22) Creighton (11-30-11)
19 at Colorado State (1-28-12)
13 at UNLV (2-11-12)

MOUNTAIN WEST GAME

16 at Boise State (2-29-12)
12 at TCU (3-3-12)
3 at Colorado State (1-28-12)
12 at Colorado State (1-28-12)
8 vs. Boise State (2-1-12)/at UNLV (2-11-12)
8 vs. Boise State (2-1-12)
22 at Boise State (2-29-12)
18 at TCU (3-3-12)
6 at UNLV (2-11-12)/at Air Force (2-18-12)
19 at Colorado State (1-28-12)
13 at UNLV (2-11-12)

2011-12 MISCELLANEOUS STATISTICS

SEASON	Team Leader			Games With					Double-Doubles	
	Points	Rebounds	Assists	10+ Pts	20+Pts	30+Pts	10+Rebs	10+Ass.	Point/Reb.	Point/Ast.
Jeremy Castleberry										
Nabeth Ebrahimian										
Jamaal Franklin	16	15	6	27	8	3	11		11	
LaBradford Franklin			2	3						
Garrett Green	1	4		7			4		1	
James Rahon	1	1	1	12	2					
Tim Shelton		4	4	4			1		1	
DeShawn Stephens	1	8		4						
Chase Tapley	12	1	6	28	8		1		1	
Xavier Thames	3	3	20	13	3		1	1	1	1
Alec Williams		1		3						

CAREER	Team Leader			Games With					Double-Doubles	
	Points	Rebounds	Assists	10+ Pts	20+Pts	30+Pts	10+Rebs	10+Ass.	Point/Reb.	Point/Ast.
Jeremy Castleberry										
Nabeth Ebrahimian										
Jamaal Franklin	16	15	6	28	8	3	12		12	
LaBradford Franklin			3	3						
Garrett Green	1	4		16			6		3	
James Rahon	3	1	1	41	6					
Tim Shelton	3	14	7	15			4		2	
DeShawn Stephens	1	8		4						
Chase Tapley	19	4	19	55	9		1		1	
Xavier Thames	3	3	20	17	3		1	1	1	1
Alec Williams		1		4						

DUNKS	SEASON	GM. HIGH
Jamaal Franklin	17	3
DeShawn Stephens	17	2
Garrett Green	16	2
TOTAL	50	5

CHARGES DRAWN	SEASON	GM. HIGH
Tim Shelton	31	6
Jamaal Franklin	14	2
LaBradford Franklin	2	1
James Rahon	2	1
Chase Tapley	2	1
Xavier Thames	2	1
Alec Williams	2	1
Narbeh Ebrahimian	1	1
TOTAL	56	6

TOP SCORING PERFORMANCES
35, Jamaal Franklin at TCU* (3-3-12)
31, Jamaal Franklin vs. Colorado State* (2-25-12)
31, Jamaal Franklin vs. UC Davis (11-13-11)
26, Jamaal Franklin vs. Redlands (12-30-11)
25, Chase Tapley vs. No. 2/23 California (12-4-11)
24, Jamaal Franklin vs. TCU* (2-4-12)
24, Jamaal Franklin at Colorado State* (1-28-12)
24, Jamaal Franklin vs. No. 12/12 UNLV* (1-14-12)
24, Chase Tapley vs. Chicago State (1-10-12)
23, Chase Tapley at San Diego (12-7-11)
23, Chase Tapley vs. UC Davis (11-12-11)
22, Chase Tapley at No. 14/16 UNLV* (2-11-12)

22, Xavier Thames at New Mexico* (1-14-12)
22, James Rahon vs. No. 12/12 UNLV* (1-14-12)
21, Jamaal Franklin vs. Long Beach State (11-19-11)
20, Chase Tapley vs. Boise State' (3-8-12)
20, Xavier Thames at UC Santa Barbara (11-26-11)
20, James Rahon vs. Long Beach State (11-19-11)
20, Chase Tapley vs. Bryant (11-11-11)

TOP REBOUNDING PERFORMANCES
16, Jamaal Franklin vs. Colorado State* (2-25-12)
13, Jamaal Franklin at TCU* (3-3-12)
12, Jamaal Franklin at Boise State* (2-29-12)
11, Tim Shelton at Air Force* (2-18-12)
11, Jamaal Franklin vs. TCU* (2-4-12)
11, Jamaal Franklin at Wyoming* (1-24-12)
11, Garrett Green vs. Southern Utah (11-12-11)
11, Garrett Green vs. Bryant (11-11-11)
11, Chase Tapley vs. Bryant (11-11-11)
10, Garrett Green at Air Force* (2-18-12)
10, Jamaal Franklin vs. New Mexico* (2-15-12)
10, Jamaal Franklin at Colorado State* (1-28-12)
10, Jamaal Franklin vs. Air Force* (1-21-12)
10, Jamaal Franklin vs. No. 12/12 UNLV* (1-14-12)
10, Chase Tapley vs. Chiacao State (1-10-12)
10, Jamaal Franklin vs. Redlands (12-30-11)
10, Garrett Green vs. No. 24/23 California (12-4-11)
10, Xavier Thames at UC Santa Barbara (11-26-11)

TOP ASSIST PERFORMANCES
11, Xavier Thames at San Diego (12-7-11)

8, Xavier Thames at No. 14/16 UNLV* (2-11-12)
8, Xavier Thames at Bryant (11-11-11)
7, Xavier Thames vs. No. 24/23 California (12-4-11)
7, Xavier Thames vs. UC Davis (11-13-11)
7, Xavier Thames vs. Southern Utah (11-12-11)

TOP 3-POINT FG PERFORMANCES
5, James Rahon vs. UC Riverside (12-19-11)
4, Chase Tapley vs. Boise State' (3-8-12)
4, James Rahon vs. Colorado State* (2-25-12)
4, James Rahon vs. TCU* (2-4-12)
4, Jamaal Franklin vs. Redlands (12-30-11)
4, Jamaal Franklin vs. UC Davis (11-13-11)
4, Chase Tapley vs. UC Davis (11-13-11)

TOP STEALS
*7, Chase Tapley vs. UC Davis (11-13-11)
6, Jamaal Franklin vs. Redlands (12-30-11)
5, Chase Tapley vs. Southern Utah (11-12-11)
* - Tied Viejas Arena record.

GAMES MISSED	
Xavier Thames	3
James Rahon	3
Jamaal Franklin	2
TOTAL	8

* - Mountain West Conference game

SAN DIEGO STATE SEASON/CAREER HIGHS

#0 • ALEC WILLIAMS

	Season	Career
Points	10 - three times	11 vs. P-P, 12-31-09
Rebounds	8 vs. SD Christian, 1-5-12	8 vs. SD Christian, 1-5-12
Assists	2 vs. UC Riverside, 12-19-11	2 vs. UC Riverside, 12-19-11
Steals	1 - three times	1 - three times
Blocked Shots	1 vs. UC Riverside, 12-19-11	1 - three times
Minutes	22 vs. Bryant, 11-11-11	22 vs. Bryant, 11-11-11
10 + points	3 times	4 times

#2 • XAVIER THAMES

	Season	Career
Points	22 at New Mexico, 1-14-12	22 at New Mexico, 1-14-12
Rebounds	10 at UCSB, 11-26-11	10 at UCSB, 11-26-11
Assists	11 at San Diego, 12-7-11	11 at San Diego, 12-7-11
Steals	3 at San Diego, 12-7-11	3 - two times
Blocked Shots	1 - seven times	1 - seven times
Minutes	41 at UCSB, 11-26-11	41 at UCSB, 11-26-11
10 + Points	13 times	17 times
20 + Points	3 times	3 times

#3 • LABRADFORD FRANKLIN

	Season	Career
Points	13 vs. UC Davis, 11-13-11	13 vs. UC Davis, 11-13-11
Rebounds	5 vs. Redlands, 12-30-11	5 vs. Redlands, 12-30-11
Assists	5 vs. UC Davis, 11-13-11	6 vs. SD Christian, 11-26-10
Steals	1 - eight times	2 vs. Cal Poly, 12-13-10
Blocked Shots	1 vs. Bryant, 11-11-11	1 vs. Bryant, 11-11-11
Minutes	27 vs. Redlands, 12-30-11	27 vs. Redlands, 12-30-11

#5 • GARRETT GREEN

	Season	Career
Points	14 - three times	18 at Auburn, 1-8-11
Rebounds	11 - two times	13 vs. Wichita St., 12-18-10
Assists	3 - two times	3 - three times
Steals	2 - two times	3 - three times
Blocked Shots	2 vs. New Mexico, 2-15-12	2 - five times
Minutes	30 vs. Bryant, 11-11-11	34 vs. Arkansas, 1-12-11
10 + points	7 times	16 times
10 + Rebounds	4 times	6 times
Double-Double	1 vs. Bryant, 11-11-11	3 times

#10 • TIM SHELTON

	Season	Career
Points	13 - two times	17 - two times
Rebounds	11 at Air Force, 2-18-12	12 vs. UNLV, 3-7-09
Assists	4 - three times	4 - six times
Steals	2 - five times	3 vs. Seattle, 11-28-08
Blocked Shots	2 vs. Colorado State, 2-25-12	3 at Air Force, 1-3-09
Minutes	37 - two times	37 - two times
10 + points	4 times	15 times
10+ Rebounds	1 time	4 times
Double-Doubles	1 time	2 times

#11 • JAMES RAHON

	Season	Career
Points	22 vs. UNLV, 1-14-12	25 - two times
Rebounds	7 at Baylor, 11-15-11	7 at Baylor, 11-15-11
Assists	4 vs. TCU, 2-4-12	5 - two times
Steals	2 - two times	3 at Miami (Ohio), 11-22-10
Blocked Shots	1 vs. USC, 11-17-11	1 - two times
Minutes	38 - two times	43 vs. Portland, 2-28-09
10 + points	12 times	41 times
20 + points	2 times	6 times

#21 • JAMAAL FRANKLIN

	Season	Career
Points	35 at TCU, 3-3-12	35 at TCU, 3-3-12
Rebounds	16 vs. Colorado State, 2-25-12	16 vs. Colorado St., 2-25-12
Assists	5 - three times	5 - three times
Steals	6 vs. Redlands, 12-30-11	6 vs. Redlands, 12-30-11
Blocked Shots	3 - two times	3 - two times
Minutes	42 at TCU, 3-3-12	42 at TCU, 3-3-12
10 + points	27 times	28 times
20 + points	8 times	8 times
30 + points	3 times	3 times
Double-Double	11	12

#22 • CHASE TAPLEY

	Season	Career
Points	28 at Baylor, 11-15-11	28 at Baylor, 11-15-11
Rebounds	11 vs. Bryant, 11-11-11	11 vs. Bryant, 11-11-11
Assists	6 - two times	9 vs. P-P, 12-31-09
Steals	7 vs. UC Davis, 11-13-11	7 vs. UC Davis, 11-13-11
Blocked Shots	2 - four times	2 - six times
Minutes	43 at TCU, 3-3-12	43 at TCU, 3-3-12
10 + points	28 times	55 times
20 + points	8 times	9 times

#23 • DESHAWN STEPHENS

	Season/Career
Points	18 vs. San Diego Christian, 1-5-12
Rebounds	9 - seven times
Assists	2 vs. Long Beach St., 11-19-11
Steals	1 - 10 times
Blocked Shots	3 vs. Colorado State, 3-9-12
Minutes	32 at San Diego, 12-7-11
10 + points	4 times

#24 • RYAN STATEN

	Season/Career
Points	3 vs. San Diego Christian, 1-5-12
Rebounds	1 vs. San Diego Christian, 1-5-12
Assists	
Steals	
Blocked Shots	
Minutes	4 vs. San Diego Christian, 1-5-12

#25 • NARBEB EBRAHIMIAN

	Season/Career
Points	4 vs. San Diego Christian, 1-5-12
Rebounds	6 vs. Redlands, 12-30-11
Assists	2 vs. Elon, 12-22-11
Steals	1 - two times
Blocked Shots	
Minutes	23 vs. Redlands, 12-30-11

#33 • JEREMY CASTLEBERRY

	Season/Career
Points	3 vs. Redlands, 12-30-11
Rebounds	1 vs. Redlands, 12-30-11
Assists	
Steals	
Blocked Shots	
Minutes	5 vs. Redlands, 12-30-11

#40 • AARON DOUGLAS

	Season/Career
Points	1 vs. San Diego Christian, 1-5-12
Rebounds	
Assists	
Steals	
Blocked Shots	
Minutes	5 vs. San Diego Christian (1-5-12)

2011-12 MISCELLANEOUS STATISTICS

San Diego State's Record When...

Category	2011-12 Season	Fisher Era	SDSU Streak	Note
Home	17-2	157-50	Won 2	SDSU is 50-4 in its last 54 home games; Aztecs are 46-1 in last 47 home games vs. unranked teams
Away	7-4	71-93	Won 2	SDSU is 21-5 in its last 26 road games; Aztecs are 24-2 in last 26 road games vs. non-top 25 teams
Neutral	2-0	30-15	Won 2	Aztecs have won 10 of the last 11 games on a neutral sites
Scoring First	10-4		Won 1	SDSU is 32-7 in its last 39 games in which it has scored first
Opponent Scores First	16-2		Won 5	SDSU is 28-2 in its last 30 games in which the opponent has scored first
Leading at Half	16-1	192-40	Won 12	SDSU is 23-2 in its last 25 games when ahead at halftime. Last loss: vs. Creighton (11-30-11)
Trailing at Half	9-4	52-115	Won 4	SDSU is 14-6 since the beginning of the 2010-11 season when trailing at halftime
Tied at Half	1-1	14-3	Lost 1	SDSU is 5-1 in last six games that have been tied at half
Leading with 5:00 Left	24-0		Won 70	SDSU is 58-0 in this category since the beginning of the 2010-11 campaign
Trailing with 5:00 Left	2-4		Won 1	SDSU snapped a three-game losing streak in this category when it defeated Wyoming (2-22-12)
Tied with 5:00 Left	0-2		Lost 2	Creighton (11-30-11) and at Air Force (2-18-12) are games that were tied with 5 mins. to play
In Overtime	4-0	15-13	Won 5	SDSU is 14-1 in its last 15 overtime games. Last loss: at No. 15/23 New Mexico (2-6-10)
SDSU Outrebounds Opp.	21-2	187-64	Won 5	SDSU is 44-4 in its last 48 games when outrebounding. Last loss: at Air Force (2-18-12)
SDSU is Outrebounced	5-4	65-89	Won 1	SDSU is 14-4 in its last 18 games when outrebounded. Last win vs. Boise State (3-8-12)
Opp. Commits More TOs	12-1	152-49	Won 4	SDSU is 31-2 in its last 33 games when committing fewer turnovers
SDSU Commits More TOs	12-4	91-97	Won 3	SDSU is 23-5 in its last 28 games when committing more turnovers
SDSU More FT Attempts	19-4	184-55	Won 5	SDSU is 39-5 in its last 44 games in the category. Last loss: at No. 14/16 UNLV (2-11-12)
Opp. More FT Attempts	7-2	65-100	Won 1	SDSU is 18-4 in its last 22 games in this category
SDSU Shoots Better than Opp.	22-1	208-34	Won 5	SDSU is 60-1 in last 61 games when outshooting the opponent. Last loss: at No. 14/16 UNLV (2-11-12)
Opp. Shoots Better than SDSU	4-5	45-122	Won 1	SDSU is 9-8 since the beginning of the 2010-11 season when the opponent has a higher FG pct.
SDSU Shoots 50% or Better	11-0	99-14	Won 28	SDSU has won 28 straight games when shooting 50 percent or better from the field
SDSU Shoots 40-50%	12-3	124-72	Won 4	SDSU is 28-4 in its last 32 games in this category. Last loss: at No. 14/16 UNLV (2-11-12)
SDSU Shoots 40% or Less	3-3	34-72	Lost 1	SDSU is 9-5 in last 14 games when shooting less than 40 percent. Last loss: at Air Force (2-18-12)
Opp. Shoots 50% or Better	0-1	20-52	Lost 1	SDSU has allowed just one team in the last 49 games to shoot 50 percent from the field
Opp. Shoots 40-50%	14-4	114-92	Won 5	Last loss: at No. 14/16 UNLV (2-11-12)
Opp. Shoots 40% or Less	12-1	124-14	Won 1	SDSU is 35-1 in last 36 games when the opponent shoots less than 40 pct.
SDSU Bench Outscores Opp.	13-0	130-63	Won 13	SDSU is 32-3 in this category since the beginning of the 2010-11 season
Opp. Bench Outscores SDSU	12-5	123-87	Won 5	SDSU is 27-5 in this category since the beginning of the 2010-11 season
SDSU Scores Less Than 60	4-1	22-52	Lost 1	SDSU is 8-2 in its last 10 games when scoring less than 60 points
SDSU Scores Between 60-69	6-4	71-67	Won 3	SDSU is 17-6 in its last 23 games when scoring between 60-69 points
SDSU Scores Between 70-79	9-0	91-21	Won 32	The Aztecs have won 32 straight games when scoring between 70-79 points. Last loss: at BYU (1-24-09)
SDSU Scores Between 80-89	5-1	59-16	Won 4	SDSU is 11-2 in its last 13 games when scoring between 80-89 points
SDSU Scores Between 90-99	1-0	14-2	Won 7	The Aztecs have won seven straight games and are 14-2 under Steve Fisher in this category
SDSU Scores 100+		1-0	Won 24	The Aztecs have won 24 straight games when reaching triple digits
Opp. Scores Less Than 60	12-1	118-11	Won 2	SDSU is 45-1 in the category in last 46 games; Last loss: at Air Force (2-18-12)
Opp. Scores Between 60-69	8-1	83-37	Won 3	SDSU is 15-1 in the category since the start of the 2010-11 season
Opp. Scores Between 70-79	5-3	52-57	Lost 1	SDSU is 9-5 in its last 14 games when allowing between 70-79 points
Opp. Scores Between 80-89	0-1	4-36	Lost 7	SDSU is 0-2 since the beginning of the 2010-11 season in this category.
Opp. Scores Between 90-99	1-0	1-14	Won 1	SDSU snapped a 24-game losing streak in the category by winning at TCU (3-3-12)
Opp. Scores 100+		0-3	Lost 9	
Wearing Black	7-3		Won 2	SDSU is 14-4 in its last 18 games in the black uniforms
Wearing Red	1-1		Lost 1	Aztecs were a perfect 6-0 in red uniforms last season
Wearing White	18-2		Won 4	SDSU is 39-4 in white uniforms since the beginning of the 2010-11 season
On Monday	1-0		Won 4	Aztecs are 3-0 on Monday since the beginning of the 2010-11 season
On Tuesday	2-1		Won 2	SDSU is 12-1 in its last 13 games played on Tuesday
On Wednesday	6-2		Won 2	SDSU is 14-3 in its last 17 games played on Wednesday
On Thursday	3-0		Won 3	Aztecs played just four Thursday games during the 2010-11 season
On Friday	4-0		Won 11	Longest current win streak on any day for the Aztecs
On Saturday	8-3		Won 2	SDSU is 22-4 in its last 26 games played on Saturday
On Sunday	2-0		Won 3	The Aztecs had only one Sunday game during the 2010-11 campaign
In November	7-2		Lost 1	SDSU is 13-2 in November since the beginning of the 2010-11 campaign
In December	5-0		Won 17	The Aztecs have won 17 straight games played in December. Last loss: at Arizona State (12-19-09)
In January	6-1		Lost 1	SDSU is 13-2 in last 15 Januray games
In February	5-3		Won 3	San Diego State's 19th consecutive winning month
In March	3-0		Won 3	