

# AZTEC BASKETBALL

SAN DIEGO STATE MEDIA RELATIONS | 5302 55th STREET, SAN DIEGO, CA 92182 | PHONE: (619) 594-5547 | FAX: (619) 582-6541



## Cal State Fullerton (3-2; 0-0 Big West) at San Diego State (6-2; 0-0 Mountain West)

Date	Wednesday, Dec. 9, 2009
Tipoff	7:05 p.m. PT
Location	San Diego, Calif.
Arena	Viejas Arena at Aztec Bowl (12,414)
Television	None
Radio	AM 600 KOGO; Ted Leitner
Live Stats	GoAztecs.com
Series	San Diego State leads, 20-10
Note	CSUF has won 4 of the last 5 meetings

	San Diego State	Cal State Fullerton
Record	6-2	3-2
Conf. Rec.	0-0	0-0
RPI	47	253
Sagarin	33	193
Last 5/10	4-1/7-3	3-2/5-5
Coach	Steve Fisher	Bob Burton
Career	363-224 (19th full)	110-79 (7th season)
at School	179-142 (11th season)	110-79 (7th season)

## Schedule

Overall: 6-2	MWC: 0-0	
Home: 3-0	Away: 3-2	
N.14	UC San Diego	W, 77-52
N.16	at Saint Mary's	L, 58-80
N.19	Santa Clara	W, 86-53
N.23	at Fresno State	W, 62-58
N.25	at Pacific	L, 63-71
N.28	Northern Arizona	W, 89-48
D.2	at San Diego	ot-W, 69-62
D.5	at UCSB	W, 69-61
D.9	CS Fullerton	7 p.m.
D.12	Arizona	7 p.m.
D.19	at Arizona St.	3:30 p.m.
D.22	at Drake	6 p.m.
D.29	UC Riverside	7 p.m.
D.31	Pomona-Pitzer	1 p.m.
J.5	New Mexico	7:30 p.m.
J.9	at Wyoming	3 p.m.
J.13	at UNLV	7 p.m.
J.16	TCU	7 p.m.
J.19	at Utah	7 p.m.
J.23	BYU	7 p.m.
J.30	at Colorado St.	3 p.m.
F.2	Air Force	7 p.m.
F.6	at New Mexico	3 p.m.
F.10	Wyoming	7 p.m.
F.13	UNLV	1 p.m.
F.16	at TCU	5 p.m.
F.20	Utah	6 p.m.
F.24	at BYU	6 p.m.
M.3	Colorado St.	7:30 p.m.
M.6	at Air Force	6 p.m.
M.10-	at MWC Championships	
13	Las Vegas, Nev.	

All times are Pacific

## San Diego State Looks to Extend Three Winning Streaks Against Cal State Fullerton on Wednesday Night at Viejas Arena

Winners of three consecutive games, San Diego State (6-2) opens a two-game homestand on Wednesday night when the Aztecs entertain Cal State Fullerton (3-2) at Viejas Arena. Game time is set for 7 p.m. PT.

There is no television coverage for the event, but the game can be heard in Southern California on AM 600 KOGO with Ted Leitner providing the play-by-play. Live stats will also be available on GoAztecs.com.

In addition to having won three straight games overall, San Diego State will put an eight-game home-court winning streak and an 11-game home court winning streak against non-conference teams, the fourth-longest streak in 89 seasons of basketball, on the line against the Titans.

San Diego State extended its season-long winning streak to three games on Saturday night leading wire-to-wire in a 69-61 victory at UC Santa Barbara. Sophomore guard Tyrone Shelley tied a season high with 17 points and added eight rebounds. It was Shelley's career-best sixth consecutive double-figure scoring game. Junior forward Malcolm Thomas added 15 points, while junior guard D.J. Gay had 13 points and freshman forward Kawhi Leonard posted a career-high 13 points and nine rebounds.

The Aztecs shot 50.9 percent from the and won for the 30th straight time when shooting 50 percent or better from the field. For the third consecutive game, SDSU held an opponent under 40-percent field-goal shooting, as the Gauchos connected on just 37.3 percent from the floor.

Cal State Fullerton is 3-2 on the season and already owns a road victory at UCLA (68-65 in double overtime) and an 84-73 victory over New Mexico State, coached by former San Diego State assistant Marvin Menzies.

San Diego State and Cal State Fullerton are meeting for the 31st time, with the Aztecs owning a 20-10 series lead. San Diego State owns an 11-4 advantage in San Diego and is 1-1 against the Titans at Viejas Arena. This is the first meeting between the programs since the Aztecs claimed a 63-60 victory on Dec. 21, 2004.

As previously mentioned, this is the first of two home games this week for San Diego State, with the Aztecs set to entertain Arizona on Saturday night. A big crowd is expected for the game and fans are encouraged to purchase their tickets in advance, either online at GoAztecs.com, in person at the SDSU ticket office at Qualcomm Stadium, Window E or at Viejas Arena.

### SDSU Longest Non-Conference Home Court Winning Streaks

1. 2-4-66 to 12-23-68.....16
2. 11-27-81 to 12-30-82.....15
3. 12-16-00 to 11-23-02.....13
4. 11-22-08 to current.....11
5. 12-8-95 to 11-14-97.....10
- 12-3-77 to 12-29-78.....10

## Aztecs At-A-Glance

No.	Name (Career G/GS)	Pos.	Ht.	Wt.	Cl.	PPG	RPG	Misc.	Note	► - Probable Starters
0	Alec Williams (5/0)	F	6-6	268	Fr.	1.4	1.4	0.4 apg	Had 6 points and 7 rebounds in 21 mins. off the bench vs. UCSB	
3	► Tyrone Shelley (39/23)	G	6-6	225	So.	12.7	4.7	2.0 spg	Double figures in scoring in career-high 6 straight games; 17 at UCSB	
4	► Malcolm Thomas (40/35)	F	6-9	215	Jr.	11.9	7.0	62.7 FG	Four double-digit scoring gms. this season; Made 20 of his last 28 FGA	
5	Brian Carlwell (37/3)	C	6-11	297	Jr.	3.9	3.0	58.3 FG	Recorded 6 points and career-high-tying 6 rebounds vs. Santa Clara	
10	Bryan Horton (21/0)	G	6-1	205	So.	1.0	0.6	0.4 apg	Career highs in points (4), rebounds (1) and minutes (12) vs. UCSB	
15	► Kawhi Leonard (8/7)	F	6-7	225	Fr.	7.9	8.0	1.8 apg	CH 13 pts. and 9 rebs. at UCSB; Led SDSU in rebounding 3 times	
20	Jason Deutchman (11/0)	G	6-6	220	Jr.	1.7	0.7	50.0 FG	Career-high 4 points vs. UC San Diego	
22	Chase Tapley (8/1)	G	6-2	205	Fr.	6.4	1.9	1.6 apg	1st career start vs. Northern Arizona (11 pts., career-high 5 ast.)	
23	► D.J. Gay (77/57)	G	6-0	167	Jr.	10.3	2.9	3.4 apg	Career-high 22 pts. at USD; 97 career treys are 11th in SDSU history	
24	Tim Shelton (38/16)	F	6-7	248	So.	--	--	--	Has not played this season (knee); Started working out with the team	
32	► Billy White (73/64)	F	6-8	235	Jr.	13.3	5.9	65.4 FG	Made 9 of his last 11 FGA; 5 10+ scoring gms. this season	
40	Kelvin Davis (49/9)	G	6-3	220	Sr.	6.5	1.6	32.3 3FG	Made four starts this season and has three double-figure scoring gms.	
42	Mehdi Cheriet (35/2)	F	6-9	218	Sr.	--	--	--	Will likely redshirt the 2009-10 season	

**Head Coach:** Steve Fisher (Illinois State, 1967) • 363-224 (19th full season overall) • 179-142 (11th season at SDSU)  
**Assistant Head Coach:** Brian Dutcher (Minnesota, 1982) **Assistant Coaches:** Justin Hutson (CS Bakersfield, 1994), Mark Fisher (Michigan, 2001)  
**Director of Operations:** Matt Soria (San Diego State, 2002) **Director of Player Development:** David Velasquez (San Diego State, 2007)  
**Athletic Trainer:** Mark Haines (Metropolitan State College, 1987)

# San Diego State

2009-10 Record: 6-2; 0-0 MWC  
 2009 NIT Semifinal Participants

- The Aztecs have won at least 20 games in four straight seasons and in six of the last eight campaigns under Fisher.
- San Diego State has advanced to postseason play each of the last four seasons (2006 NCAA, 2007 NIT, 2008 NIT, 2009 NIT).

- Trends**
- San Diego State has won 31 of the last 33 dating back to the 2006-07 season when scoring at least 70 points.
  - SDSU is 40-11 in its last 51 games when it outrebounds its opponent.

		PPG	RPG	APG	FG	3FG	FT	
<b>0</b>	<b>Alec Williams</b> <i>Forward, 6-6, 268, Fr.-HS</i> <i>San Juan Capistrano, Calif. (JSerra High)</i>	09-10 1.4	1.4	0.4	33.3	00.0	50.0	Played in 5 of the first 8 games (DNP - Fresno St.; INJ. - USD, UCSB)... In season opener vs. UCSD, came off the bench and contributed 6 pts., 7 rebs... Played 4 min. at Saint Mary's... Logged 1 point and tied his career high with 1 assist vs. Santa Clara... Logged 7 min. vs. Northern Arizona... Is a good face-to-the basket player.
		MWC --	--	--	--	--	--	
		<b>Career Highs:</b>	<b>Points:</b> 6 vs. UCSD (11-14-09)	<b>Rebounds:</b> 7 vs. UCSD (11-14-09)	<b>Assists:</b> 1 - twice			
<b>3</b>	<b>Tyrone Shelley</b> <i>Guard, 6-6, 225, So.-TR</i> <i>San Diego, Calif. (Pepperdine)</i>	09-10 12.7	4.7	1.7	47.8	33.3	57.7	Scored in double figures in a career-high six straight games... 3rd in scoring average (12.7)... Scored a season-high 17 points three times (at FSU, NAU, at UCSB)... 17 pts. (4-8 3FG), 6 reb. at Fresno St... Career-high 3 ast. at USD ... Has a three-point field goal in 31 of 39 career games... Earned freshman All-America honors in 2008 while at Pepperdine.
		MWC --	--	--	--	--	--	
		<b>Career Highs:</b>	<b>Points:</b> 34 vs. CSUN (11-17-07)	<b>Rebounds:</b> 14 - twice	<b>Assists:</b> 3 - twice			
<b>4</b>	<b>Malcolm Thomas</b> <i>Forward, 6-9, 215, Jr.-JC</i> <i>San Diego, Calif. (San Diego City College)</i>	09-10 11.9	7.0	1.5	62.7	00.0	55.3	Shot over 50 percent in 6 of 8 games... Made 20 of his last 28 FGA (71.4 pct.)... Game-highs of 20 pts., 9 reb., 2 blk. vs. UCSD... Season-high 21 points (10-11 FG) and 10 rebounds vs. NAU; 1st double-double as Aztec, 6th of career... 10 reb., 8 pts. at San Diego... Four double-digit scoring games this season... Pepperdine and San Diego City College transfer.
		MWC --	--	--	--	--	--	
		<b>Career Highs:</b>	<b>Points:</b> 22 at Oregon (11-10-07)	<b>Rebounds:</b> 16 vs. LBSU (11-21-07)	<b>Assists:</b> 4 - six times			
<b>5</b>	<b>Brian Carlwell</b> <i>Center, 6-11, 297, Jr.-TR</i> <i>Maywood, Ill. (Illinois)</i>	09-10 3.9	3.0	0.1	58.3	00.0	50.0	Eligible this season after sitting out 2008-09 following his transfer from Illinois. He is a legit 6-11 and very mobile... Of his 24 rebounds, 11 have come on the offensive glass... Had 9 pts., 5 reb., 2 stl. vs. UCSD... Matched his career high with 6 reb. vs. Santa Clara, while adding 6 pts... 4 pts. (2-2 FG) at Fresno State... 2 blocked shots at UCSB... Posted four steals in the first 3 games of the season.
		MWC --	--	--	--	--	--	
		<b>Career Highs:</b>	<b>Points:</b> 9 vs. UCSD (11-14-09)	<b>Rebounds:</b> 6 - twice	<b>Assists:</b> 2 vs. Ga. Southern (11-17-06)			
<b>10</b>	<b>Bryan Horton</b> <i>Guard, 6-1, 205 So.-1L</i> <i>Anaheim, Calif. (Canyon High)</i>	09-10 1.0	0.6	0.4	40.0	00.0	20.0	Is in his third year in the program... Is much improved from a year ago... Improved his shooting and ball-handling... Is a good on-ball defender... Played in 5 of 8 games... Scored a career-high 4 pts. in 12 min. vs. UCSD... Tied his career high with 1 reb. and 1 ast. vs. Santa Clara... 1 reb. in 10 min. vs. NAU.
		MWC --	--	--	--	--	--	
		<b>Career Highs:</b>	<b>Points:</b> 4 vs. UCSD (11-14-09)	<b>Rebounds:</b> 1 - six times	<b>Assists:</b> 1 - five times			
<b>15</b>	<b>Kawhi Leonard</b> <i>Forward, 6-7, 225, Fr.-HS</i> <i>Riverside, Calif. (King High)</i>	09-10 7.9	8.0	1.8	39.7	11.1	77.8	Last year's Calif. Mr. Basketball and L.A. Times Player of the Year... MWC Preseason Fresh of Year... Coming off CH 13 pts., and 9 rebs. at UCSB... Team leader in rebounding, averaging 8.0 rpg... 8 pts., 8 rebs., 3 ast. vs. UCSD... 9 pts., career-high 13 reb. and 4 ast. vs. Santa Clara... 1st career double-double vs. NAU (10 pts., 10 reb.).
		MWC --	--	--	--	--	--	
		<b>Career Highs:</b>	<b>Points:</b> 13 at UCSB (11-28-09)	<b>Rebounds:</b> 13 vs. Santa Clara (11-19-09)	<b>Assists:</b> 4 vs. Santa Clara (11-19-09)			
<b>20</b>	<b>Jason Deutchman</b> <i>Guard, 6-6, 220, Jr.-1L</i> <i>Los Angeles, Calif. (Wisconsin-Milwaukee)</i>	09-10 1.7	0.7	0.0	50.0	00.0	75.0	Battled through countless knee injuries... Is one of the team's top catch-and-shoot players... Typically is the first player in the gym... Never leaves the gym without making 100 jump shots... Played in 3 games this year (UC San Diego, Santa Clara, NAU)... Career-high 4 pts. in 3 min. vs. UC San Diego... 1 pt. vs. NAU.
		MWC --	--	--	--	--	--	
		<b>Career Highs:</b>	<b>Points:</b> 4 vs. UCSD (11-14-09)	<b>Rebounds:</b> 2 vs. Air Force (2-7-09)	<b>Assists:</b> 1 vs. Ark.-Pine Bluff (12-29-08)			
<b>22</b>	<b>Chase Tapley</b> <i>Guard, 6-2, 205, Fr.-HS</i> <i>Sacramento, Calif. (Sacramento High)</i>	09-10 6.4	1.9	1.6	51.2	31.6	50.0	NorCalPreps.com D-III POY from Sacramento High... 11 pts. vs. UCSD... Career-high 12 pts. (5-6 FG) vs. Santa Clara... 11 pts., career-high 5 assists, 0 TO in 1st career start vs. Northern Arizona... Scored in 7 of 8 games this season... 6 pts., 2 rebs. at USD in only 15 mins. (groin)... His father played college basketball at Arkansas State.
		MWC --	--	--	--	--	--	
		<b>Career Highs:</b>	<b>Points:</b> 12 vs. Santa Clara (11-19-09)	<b>Rebounds:</b> 4 at Pacific (11-25-09)	<b>Assists:</b> 5 vs. NAU (11-28-09)			
<b>23</b>	<b>D.J. Gay</b> <i>Guard, 6-0, 167, Jr.-2L</i> <i>Sun Valley, Calif. (Poly High)</i>	09-10 10.3	2.9	3.4	37.3	31.6	73.7	Has played in all 77 games since stepping foot on campus... Started 57 career games... 97 career treys... Career-high 22 pts. (4-8 3FG) in 41 mins. at San Diego... Owns team's top assist average (3.4) ... Career-high 6 reb. and 6 ast. at Fresno State ... Career-high 7 ast., 6 reb. vs. NAU... Needs 1 three-point field goal to move on to SDSU top 10 chart.
		MWC --	--	--	--	--	--	
		<b>Career Highs:</b>	<b>Points:</b> 22 at San Diego (12-2-09)	<b>Rebounds:</b> 6 - twice	<b>Assists:</b> 7 vs. NAU (11-28-09)			
<b>24</b>	<b>Tim Shelton</b> <i>Forward, 6-7, 248, So.-1L</i> <i>Fresno, Calif. (Clovis West High)</i>	09-10 --	--	--	--	--	--	Has not played this season (knee)... Will likely see playing time in the next couple of weeks... Is one of SDSU's most reliable players... A leader on and off the court... Is a career 50.8 percent field-goal shooter... Returns as the team's top returning rebounder (4.7)... Is effective both as a starter and substitute... Has started 16 of his 38 games played.
		MWC --	--	--	--	--	--	
		<b>Career Highs:</b>	<b>Points:</b> 17 - twice	<b>Rebounds:</b> 12 vs. UNLV (3-7-09)	<b>Assists:</b> 4 - twice			
<b>32</b>	<b>Billy White</b> <i>Forward, 6-8, 235, Jr.-2L</i> <i>Las Vegas, Nev. (Green Valley High)</i>	09-10 13.3	5.9	0.9	64.9	66.7	65.4	Preseason all-MWC... Team-best 64.9 pct. from field... Had made career-high 12 straight FTs before missing at USD... 17 pts. and 8 reb. vs. Santa Clara... Game-high 22 pts., 8 reb. at Fresno St... Game-high 20 pts. and first 2 3FG vs. Pacific... 12 pts. in just 17 min. vs. NAU... 8 pts., 9 rebs., 2 blks., 2 stls. at USD.
		MWC --	--	--	--	--	--	
		<b>Career Highs:</b>	<b>Points:</b> 24 vs. Wyoming (2-14-09)	<b>Rebounds:</b> 12 at Wyoming (2-19-08)	<b>Assists:</b> 4 - twice			
<b>40</b>	<b>Kelvin Davis</b> <i>Guard, 6-3, 220, Sr.-1L</i> <i>Waterbury, Conn. (College of Southern Idaho)</i>	09-10 6.5	1.6	0.7	39.5	32.3	66.7	Granted a 6th year of eligibility from the NCAA... Treated for Hodgkin's lymphoma last season, which limited him to 8 games... USBWA's 2009 Most Courageous Award recipient... Started vs. UCSD, his first since 2-13-08, and scored 10 pts., his 1st 10+ pt. game since 2-9-08... 11 pts. (3-6 3FG) vs. Santa Clara... 11 pts. vs. NAU.
		MWC --	--	--	--	--	--	
		<b>Career Highs:</b>	<b>Points:</b> 19 vs. Saint Mary's (12-8-07)	<b>Rebounds:</b> 6 - three times	<b>Assists:</b> 3 - two times			

## Schedule/Results

Date	Opponent (Television)	Time/Result	Note
N.14	UC SAN DIEGO	W, 77-52	▶ 3 players reached double figures in scoring, including Malcolm Thomas, who had 20 pts., 9 reb., 2 blks.
<b>ESPN College Hoops Tip-Off Marathon</b>			
N.16	at Saint Mary's (ESPN)	L, 58-80	▶ Malcolm Thomas leads the Aztecs again with 14 points and 8 rebounds; SDSU trailed, 42-21, at halftime
<b>West Coast Classic (hosted by Santa Clara; played at campus sites)</b>			
N.19	SANTA CLARA	W, 86-53	▶ Aztecs led by as many as 40 points on two occasions; White starts and has 17 points and 8 rebounds
N.23	at Fresno State	W, 62-58	▶ SDSU rallies from four-point deficit; Billy White goes for season-high 22 points, 8 rebounds
N.25	at Pacific (Big West TV)	L, 63-71	▶ White leads Aztecs for second straight game with his second consecutive 20-point performance (20 points)
N.28	NORTHERN ARIZONA	W, 89-48	▶ Six Aztecs score in double figures; Thomas (21 pts., 10 reb.) and Leonard (10 pts., 10 reb.) post double-doubles
D.2	at San Diego (4SD)	ot-W, 69-62	▶ Aztecs receive a career-high 22 points from D.J. Gay to win in overtime
D.5	at UC Santa Barbara	W, 69-61	▶ Won its fifth straight in the series; SDSU has four players score in double figures and shoots over 50 percent
D.9	CAL STATE FULLERTON	7 p.m. PST	▶ First meeting since 2004; San Diego State leads the all-time series, 20-10, and 11-4 in San Diego
D.12	ARIZONA (The Mtn.)	7 p.m. PST	▶ San Diego State trails the all-time series, 20-5; Four of the Aztecs' five wins have come at home
D.19	at Arizona State (FS Arizona)	4:30 p.m. MST	▶ Aztecs nearly defeated the 15th-ranked Sun Devils last year; Trail the all-time series, 15-10
D.22	at Drake	8:05 p.m. CST	▶ First meeting since 1977 (W, 100-72); San Diego State trails the all-time series, 4-2
D.29	UC RIVERSIDE	7 p.m. PST	▶ San Diego State owns a 7-0 record against the Highlanders; First meeting since 2007
D.31	POMONA-PITZER	1 p.m. PST	▶ First meeting between the two programs
J.5	*NEW MEXICO (The Mtn.)	7:30 p.m. PST	▶ Won three of the last four vs. New Mexico at home; SDSU has won six of its last seven MWC openers
J.9	*at Wyoming (The Mtn.)	4 p.m. MST	▶ San Diego State looks to snap a five-game losing streak at Arena-Auditorium
J.13	*at UNLV (CBS College Sports)	7:05 p.m. PST	▶ Aztecs won all three meetings last year, including two at Thomas & Mack Center
J.16	*TCU (The Mtn.)	7 p.m. PST	▶ San Diego State swept the series last year and has won four straight in San Diego
J.19	*at Utah (The Mtn.)	8 p.m. MST	▶ Aztecs look to break a three-game losing skid at Huntsman Center
J.23	*BRIGHAM YOUNG (The Mtn.)	7 p.m. PST	▶ Won five of the last six vs. BYU at home; Beat the Cougars in the schools' last meeting in MWC tournament
J.30	*at Colorado State (The Mtn.)	4 p.m. MST	▶ Won four straight in the series and nine of the last 10; Winners of four straight in Fort Collins
F.2	*AIR FORCE (CBS College Sports)	7:05 p.m. PST	▶ SDSU owns a three-game winning streak over Air Force; Won four straight at home
F.6	*at New Mexico (The Mtn.)	4 p.m. MST	▶ San Diego State has won three of the last four at The Pit
F.10	*WYOMING (The Mtn.)	7:30 p.m. PST	▶ Won two straight and three of the last four vs. Cowboys at home
F.13	*UNLV (VERSUS)	1 p.m. PST	▶ Defeated the Runnin' Rebels, 57-46, to close out the regular season last year
F.16	*at TCU (The Mtn.)	7 p.m. CST	▶ Won three of the last four at TCU, including 79-77 overtime thriller last season
F.20	*UTAH (The Mtn.)	6 p.m. PST	▶ San Diego State has won three straight vs. Utah at home
F.24	*at Brigham Young (CBS College Sports)	7:05 p.m. MST	▶ SDSU looks to halt a four-game losing skid at Marriott Center on national television
M.3	*COLORADO STATE (The Mtn.)	7:30 p.m. PST	▶ San Diego State looks to extend six-game home winning streak vs. Rams
M.6	*at Air Force (The Mtn.)	7 p.m. MST	▶ SDSU has won three of the last four MWC regular season finales, but loss came in 2008 vs. Air Force
<b>Conoco Mountain West Conference Basketball Championships (Thomas &amp; Mack Center, Las Vegas, Nev.)</b>			
M.10-13	To Be Determined		▶ San Diego State reached the finals in 2009, won the title in 2002 at Thomas & Mack Center

\* - Indicates Mountain West Conference game.

### SDSU-Cal State Fullerton: The Series

- ▶ The teams are meeting for the 31st time overall with the Aztecs owning a 20-10 all-time lead. San Diego State won the last meeting in 2004, but have lost four of the last five match-ups.
- ▶ SDSU is 11-4 against the Titans in games played in San Diego. In Viejas Arena, formerly Cox Arena, the Aztecs are 1-1. The Scarlet and Black won 63-60 on Dec. 21, 2004, and were 72-66 losers on Jan. 5, 2000.
- ▶ The last six games have been decided by 10 points or less, while five of the last six have been within six points.
- ▶ San Diego State dominated the series early on by winning the first 10 meetings and 18 of the first 22. Since then, the Titans have gone 6-2 against the Aztecs.
- ▶ Former Aztec Jer'Vaughn Johnson is penciled in as a projected starter for Cal State Fullerton. The junior is averaging 9.8 points and 6.4 rebounds through five games. This marks the second consecutive game in which San Diego State has faced a familiar face. On Saturday, SDSU played against former Aztec and current UC Santa Barbara Gaucho Jon Pastorek, who was a part of the same recruiting class as Johnson.

### Kawhi Coming Around

Kawhi Leonard looks to be finding his rhythm offensively. The team's leading rebounder has averaged 10.5 points on 62.5 percent shooting in his last two games at San Diego and UC Santa Barbara. The figures are a welcome sight after he averaged only 7.0 points on 32.7 percent shooting over his first six games played. As a result of his solid week (10-16 FG), Leonard raised his field-goal percentage from 32.7 to 39.7.

### Making Shots

San Diego State has shot the ball well during its three-game winning streak. In victories vs. Northern Arizona, at San Diego and at UC Santa Barbara, the Aztecs have shot 50.9 percent or better from the field. In those three wins, SDSU shot a combined 52.9 percent to raise its season average to 48.7 percent, which ranks first in the Mountain West Conference (through games of Dec. 5). For the season, the Aztecs have shot 50 percent or better five times and all five occasions resulted in victories.

### Road Warriors

San Diego State enters the week ready for a two-game homestand, the longest of the season so far. After eight games, SDSU has played five road games, endured a pair of two-game roadies and have managed to come away with a respectable 3-2 record. The five road games are by far the most in the Mountain West (no team has played more than three) and the three road wins are one-third of the MWC's combined total of nine. The dates away from Montezuma Mesa don't stop as the Aztecs are still slated for trips to Arizona State and Drake. The seven true road games are the most during Steve Fisher's SDSU tenure.

### D.J. Controlling the JCP

D.J. Gay enjoyed one of his finest games at San Diego State when he helped propel the Aztecs to an overtime victory over San Diego at Jenny Craig Pavilion. The junior poured in a career-best 22 points, seven (5-6 FT) of which came in overtime, and played 41 of a possible 45 minutes. In the process, the guard knocked down a season-high six shots, including a season-best four three-pointers, and a personal-record six free throws.

### Contact Information

#### ▶ San Diego State

Mike May,  
Assistant AD/MRD

Office (619) 594-5547  
Cell (619) 957-8372  
Home (619) 644-1767  
Fax (619) 582-6541  
E-Mail [mmay@mail.sdsu.edu](mailto:mmay@mail.sdsu.edu)  
Web [goaztecs.com](http://goaztecs.com)  
[twitter.com/goaztecs](http://twitter.com/goaztecs)  
[facebook.com/goaztecs](http://facebook.com/goaztecs)  
[youtube.com/goaztecscom](http://youtube.com/goaztecscom)

Darin Wong,  
Assistant Media Relations  
Director

Office (619) 594-5547  
Cell (310) 489-2378  
E-Mail [dwong@mail.sdsu.edu](mailto:dwong@mail.sdsu.edu)

**All-Time Series vs. Cal State Fullerton**

Series: San Diego State leads, 20-10

Home: 11-4, Away: 9-5, Neutral: 0-1

Date	Location	Score
J.18.64	San Diego (PG)	W 94-64
J.31.64	Fullerton	W 89-64
D.12.64	Fullerton	W 96-71
F.13.65	San Diego (PG)	W 96-59
D.28.65	San Diego (PG)	2ot-W 87-86
F.5.65	Fullerton	W 105-72
D.10.66	Fullerton	W 80-64
D.23.66	San Diego (PG)	W 96-68
J.6.68	*San Diego (PG)	W 87-74
F.10.68	*Fullerton	W 84-60
J.4.69	Fullerton	L 59-65
E.28.69	San Diego (PG)	L 62-76
J.2.70	Fullerton	W 75-60
F.10.70	San Diego (PG)	W 112-66
J.25.75	*San Diego (PG)	W 72-65
F.22.75	*Fullerton	L 71-72
J.24.76	*San Diego (PG)	W 63-60
F.21.76	*Fullerton	L 61-71
J.15.77	*Fullerton	W 73-70
F.5.77	*San Diego (PG)	W 61-59
J.26.78	*San Diego (SA)	W 94-69
F.11.78	*Fullerton	W 76-70
M.3.78	^N-Anaheim (PC) (SF)	L 50-64
D.18.79	San Diego (SA)	L 53-68
D.13.80	Fullerton	W 70-64
D.20.94	Fullerton	ot-L 73-83
D.5.95	San Diego (SA)	ot-L 83-85
N.21.98	Fullerton	L 76-79
J.5.00	San Diego (CA)	L 66-72
D.21.04	San Diego (CA)	W 63-60

\* - Conference game, PG - Peterson Gym, SA - Sports Arena, ^ - Conference tournament, N - Neutral game, PC - PCAA Tournament, SF - Semifinal, CA - Cox Arena

**Last Meeting**

SAN DIEGO (Dec. 21, 2004) -- San Diego State used a new starting lineup and a solid defensive effort to break a four-game losing streak with a 63-60 victory over Cal State Fullerton at Cox Arena.

The Aztecs led for all but 36 seconds and built a 15-point second-half advantage before hanging on for a three-point victory. SDSU overcame 19 turnovers and 11-of-23 free throw shooting by limiting the Titans to 29.0 percent field goal shooting.

The Aztecs started their fourth different lineup in the last four games with senior Tommy Johnson and freshman Tyler Smith getting their first starts of the season.

The Aztecs were led by sophomore guard Brandon Heath, who recorded his 11th consecutive double-digit scoring game against Division I competition and connected on a three-point field goal for the 10th straight contest, with a team-high 17 points, six assists and four rebounds, off the bench. Sophomore forward Marcus Slaughter recorded his third double-double of the season and the fifth of his career with 15 points and a game-high 13 rebounds. Walk-on freshman Tyler Smith, making his first career start, had career-highs with eight points, eight rebounds and four assists. Senior guard Tommy Johnson, making his first start in nearly a year, responded with seven points, six rebounds and three assists.

San Diego State snapped a five-game negative rebound margin streak by taking a 45-41 advantage on the boards.

**Notes from the Game:**

- ▶ With the win, SDSU snapped its four-game overall losing streak and breaks its four-game slide against Cal State Fullerton.
- ▶ San Diego State led for 19:24 in the first half and 39:24 overall. In the Washington, California, Saint Mary's and Loyola Marymount games, the Aztecs led for a total of 28:56 combined.
- ▶ With his 13 rebounds, Marcus Slaughter tied his season-high in rebounds and recorded his third double-figure rebounding game of the season and his seventh of his career.
- ▶ The backcourt of Brandon Heath, Matt Thomas, Tommy Johnson and Tyler Smith scored the first 18 points of the game.
- ▶ The game featured the fifth different starting lineup that season and fourth different starting five in the team's last four games.

**Shelley Filled Up at Jenny Craig**

Tyrone Shelley filled up the stat sheet at Jenny Craig Pavilion and San Diego. The sophomore finished with 10 points to record his fifth double-figure scoring effort, but he made sure to post respective numbers elsewhere. Shelley matched his career high with three assists and set season highs in blocked shots (3), rebounds (6) and free throws (4).

**Double-Doubles Are a So Cal Tradition**

Against NAU, Malcolm Thomas and Kawhi Leonard posted the team's first and second double-doubles of 2009-10. Thomas finished with 21 points and 10 rebounds, while Leonard completed his afternoon with 10 points and 10 boards. It marked the 40th time since 1979 that SDSU has recorded two double-doubles in the same game. The pair also became the first set of teammates to accomplish the feat in the same outing since March 22, 2006, vs. Wyoming, when Marcus Slaughter (16 pts., 13 rebs.) and Kyle Spain (11 pts., 12 rebs.) went In-N-Out style.

**Thomas Near Perfect**

In just his fifth game as an Aztec, Malcolm Thomas executed one of the top shooting performances of the Steve Fisher era. The junior's 10-for-11 (.909) effort from the field vs. Northern Arizona ranks in a tie for the eighth-best field-goal percentage (min. 6 FGM) in Fisher's 10-plus seasons at SDSU. Current Aztecs in front of Thomas are Billy White (No. 1, 12-12 vs. Wyoming, 2-14-09; t-No. 3, 6-6 vs. Kansas State, 3-20-09) and Tim Shelton (t-No. 3, 6-6 at Northern Colorado, 12-3-08). White is also tied with

**San Diego State 63, Cal State Fullerton 60**

CSUF	MP	FG	3FG	FT	R	F	A TO	B	S	TP
King	*32	4-11	3-5	2-3	10	4	1 0	0	0	2 13
Asprilla	*36	1-4	0-1	4-4	9	4	2 1	1	1	1 6
Brown, J.	*22	3-13	0-4	2-2	2	4	2 1	0	0	0 8
Brown, B.	*38	9-18	7-11	2-2	0	2	4 3	0	6	37
Harper	*33	2-11	0-6	0-0	5	4	0 4	0	0	4 4
Holmes	16	0-9	0-2	0-0	8	2	1 1	0	0	0 0
Clemmons	2	0-0	0-0	0-0	0	0	0 0	0	0	0 0
Quinet	21	1-3	0-0	0-0	3	4	0 2	0	0	2 2
Team					4			0		
<b>Totals</b>	<b>200</b>	<b>20-69</b>	<b>10-29</b>	<b>10-11</b>	<b>41</b>	<b>24</b>	<b>10 12</b>	<b>1</b>	<b>9</b>	<b>60</b>

SDSU	MP	FG	3FG	FT	R	F	A TO	B	S	TP
Slaughter	*39	6-15	0-2	3-9	13	4	0 7	2	0	15
Davis	*12	1-1	0-0	0-2	0	2	0 0	0	0	2 2
Johnson	*24	3-4	0-1	1-2	6	0	3 1	0	0	7 7
Smith	*38	3-5	2-4	0-0	8	2	4 3	0	0	8 8
Thomas	*11	1-5	0-1	2-2	0	2	0 1	0	0	4 4
Heath	32	6-15	1-5	4-6	4	2	6 4	0	2	17 17
Sharper	13	2-5	1-4	0-0	0	2	1 1	0	3	5 5
Manker	11	1-5	0-0	0-0	4	2	1 1	0	0	2 2
Camara	20	1-3	0-0	1-2	5	2	0 1	2	1	3 3
Team					5			0		
<b>Totals</b>	<b>200</b>	<b>24-58</b>	<b>4-17</b>	<b>11-23</b>	<b>45</b>	<b>18</b>	<b>15 19</b>	<b>4</b>	<b>6</b>	<b>63</b>

Halftime: San Diego State 32, Cal State Fullerton 26. FG %: San Diego State 41.4, Cal State Fullerton 29.0. 3FG%: San Diego State 34.5, Cal State Fullerton 23.5. FT%: Cal State Fullerton 90.9, San Diego State 47.8. Officials: Bob Staffen, Jim Danner, Ronnie Hernandez. Technicals: None.

Thomas as a result of his 10-for-11 exhibition vs. UC San Diego on Nov. 17, 2007.

**Finding the Bottom of the Net with Relative Ease**

The frontcourt tandem of Billy White and Malcolm Thomas is making playing on the low block look easy when it comes to putting the ball in the basket. The two are shooting 62.7 percent and above and rank in the top four in the Mountain West Conference in field-goal percentage. White is shooting at a 64.9 percent clip, which ranks second in the league, and Thomas boasts a 62.7 percent field-goal success rate (t-4th in MWC). Meanwhile, guard Chase Tapley (.512) and center Brian Carlwell (.583) are also shooting at a high percentages entering the Cal State Fullerton game.

**Lots of Assists, Not a Lot of Turnovers**

D.J. Gay and Chase Tapley have turned out to be a formidable point guard tandem when it comes to finding the open man and taking care of the ball. Gay has a team-best 27 assists, while Tapley is credited with 13. Between the two of them, they have turned the ball over just 27 times and boast an assist-to-turnover ratio of 1.48. Individually, Gay has an assist-to-turnover ratio of 1.23, while Tapley has a team-best ratio of 2.60.

**Not in Our House**

San Diego State owns one of the top homecourt advantages not only on the West Coast, but in the entire nation.

Since the beginning of the 2005-06 season, the Aztecs are 56-9 in their last 65 home games. Of those nine losses, three were to Pac-10 Conference schools and five were to Mountain West Conference clubs. Only once has a non-Pac-10 or MWC school escaped with a victory (Northern Colorado - Jan. 9, 2008).

## Efficient Bill

Billy White has connected on 37 of his 57 field-goal attempts to lead the team in field-goal percentage at 64.9 percent. The junior's efficient ways should not come as a surprise. After all, White has shot over 61 percent from the field in each of his two seasons and came into this year with a career field-goal percentage of 63.9 percent. In fact, in 2008-09 White went through a stretch where he made 22 straight field goals, including a 12-for-12 performance vs. Wyoming.

## Cleaning Up the Mess

San Diego State's frontline of Billy White, Malcolm Thomas and Kawhi Leonard has accounted for 52.8 percent of the team's rebound total (161 of 305). All three average more than 5.8 per game starting with Leonard's 8.0. White, who has played in just seven of SDSU's eight games, is averaging 5.9, while Thomas is rebounding at a 7.0 clip.

## Effort on the Boards

Kawhi Leonard, at times, has struggled with his shot, but it is his effort on the boards that is most impressive this season. So far, the CalHiSports.com Mr. Basketball has gathered the most rebounds on the team en route to his 8.0 average. In seven of the Aztecs' eight games this season, Leonard has recorded at least seven rebounds. Against Santa Clara, Leonard had a game- and career-high 13 boards and had 10 vs. Northern Arizona, tying him with Malcolm Thomas for most double-figure rebound games. In the Mountain West Conference, the preseason freshman of the year is third in the league in rebounding and defensive rebounding (6.0), and is the top freshman window wiper.

## Thomas Proving His Worth

San Diego State newcomer and junior Malcolm Thomas has proven to be a solid addition this season. The San Diego City College transfer, by way of Pepperdine, ranks first on the team in points (95), blocked shots (9), free throws (21) and free-throw attempts (38). He also ranks second in rebounding (7.0) and field-goal percentage (.627), and third in scoring average (11.9).

## Gay Handling the Point Guard Duties Just Fine

With the departure of all-time MWC assist and steals leader Richie Williams, many questioned whether junior D.J. Gay could handle the point guard responsibilities. So far the answer is yes.

Gay is currently averaging 3.4 assists, which is up from his 1.7 career mark. Twice this season, the guard has established career highs in assists. At Fresno State, he set a new personal best with six assists and then two games later dished out seven vs. Northern Arizona. Gay has also mixed it up inside as he has twice grabbed a career-high six rebounds (at Fresno State, vs. Northern Arizona).

## Defense a Priority

Defense has become a staple of San Diego State, especially last season when it set school records for lowest opponent scoring average (59.6) and lowest opponent field-goal percentage (41.0). In fact, the Aztecs finished 2008-09 ranked 15th in Division I in scoring defense.

A new season is here and things have not changed. Four opponents have been heled to 58 points or less and six have been limited to 62 points or less. Coincidentally, all six efforts have resulted in victories.

For the season, the Aztecs are allowing 60.6 points per outing, which is slightly higher than last season's final average, but are holding opponents to a dismal 37.4 percent from the field and an even worse 31.4 percent from three-point distance.

## Davis Makes Complete Comeback

Toward the end of the 2007-08 season, Kelvin Davis did not feel like himself. After the Aztecs' first-round NIT loss at Florida, Davis was diagnosed with Hodgkin's lymphoma and went through chemotherapy and radiation treatments that extended into the 2008-09 campaign. The illness limited him to just eight games last year and the Waterbury, Conn., native was awarded a sixth season of eligibility by the NCAA.

Against UC San Diego, the 2009 USWBA Most Courageous Award recipient made his comeback complete as he started the season opener and finished as the game's third-leading scorer (10). The starting assignment was his first since Feb. 13, 2008, vs. New Mexico, while his 10-point effort was his first double-figure scoring performance since Feb. 9, 2008, at TCU.

## San Diego State 2009-10 Preseason Honors

### Preseason Rankings

- \* First place - *Sporting News College Basketball*
- \* Second place - MWC Preseason Media Poll, *Blue Ribbon*, *Athlon Sports*, Doug Gottlieb of ESPN.com
- \* Third place - *Lindy's*, *Yahoo! Sports College Basketball*

### Other Preseason Recognition

#### TEAM

- \* NCAA Tournament Participant - *Lindy's*, *Sporting News College Basketball*, *Sporting News*, *ESPN The Magazine*
- \* NIT Participant - *Athlon Sports*
- \* No. 48 on *Sporting News College Basketball's* "Preseason Top 50"
- \* "Best group of recruits" - *Lindy's*
- \* No. 1 in "Recruiting Rundown" - *Sporting News College Basketball*
- \* "Program on the Rise" - *Yahoo! Sports College Basketball*
- \* "Stock Report" is up - *Sporting News College Basketball*
- \* Four out of five stars in offense, defense and coaching and three out of five stars in rebounding and playmaking in "Power Ratings" - *Sporting News College Basketball*

#### BILLY WHITE

- \* Preseason all-Mountain West Conference - MWC Preseason Media Poll, *Blue Ribbon*, *Sporting News College Basketball*
- \* Preseason all-Mountain West Conference first team - *Lindy's*
- \* Preseason all-Mountain West Conference second team - *Yahoo! Sports College Basketball*
- \* One of MWC's "10 Key Players" - Dana O'Neil of ESPN.com
- \* MWC top shooter - *Lindy's*

#### TIM SHELTON

- \* Preseason all-Mountain West Conference second team - *Lindy's*

#### TYRONE SHELLEY

- \* Preseason all-Mountain West Conference first team - *Athlon Sports*
- \* "20 Impact Transfers" list - *Athlon Sports*
- \* Tabbed a transfer ready to contribute now - Doug Gottlieb of ESPN.com

#### KAWHI LEONARD

- \* Preseason all-Mountain West Conference first team - SLAM ONLINE
- \* MWC Preseason Freshman of the Year - MWC Preseason Media Poll
- \* One of MWC's "10 Freshmen We Can't Wait to See" - Joel Francisco, Scouts Inc. on ESPN.com
- \* One of 10 freshmen ESPN.com's Doug Gottlieb is looking forward to seeing
- \* "Freshman of the Year" - SLAM ONLINE
- \* No. 48 on "Top 100 Incoming Freshmen: Class of 2009" - *Lindy's*
- \* No. 48 on "Top 150 Incoming Freshmen" - *Sporting News College Basketball*
- \* "Newcomer who will have the most impact" - *Lindy's*
- \* "Likely to see NBA uniform first" - *Lindy's*
- \* No. 70 on "2009-10 Recruiting Report" - *Athlon Sports*
- \* "Top Freshman" in MWC - *Sporting News College Basketball*
- \* "Impact Newcomer" - *Sporting News College Basketball*

#### MALCOLM THOMAS

- \* Newcomer of the Year - *Blue Ribbon*

- \* Tabbed a transfer ready to contribute now - Doug Gottlieb of ESPN.com
- \* "The JC Jackpot" list - *Lindy's*
- \* "Top NBA Prospect" in MWC - *Sporting News College Basketball*
- \* All-West team on "Top JUCOs Moving On" list - *Sporting News College Basketball*

### What They're Saying

#### ON SAN DIEGO STATE

\* "Sure San Diego State lost Kyle Spain, Lorenzo Wade and Richie Williams, but after some early-season bumps and hiccups, expect Steve Fisher to have one of the most talented yet least heralded clubs in college basketball. Kelvin Davis should be the team's best shooter as he returns from a season lost to recovering from Hodgkin's lymphoma. And remember the name Kawhi Leonard. He's the best incoming frosh on the West Coast, period. If his attitude holds up, he could have a monster season. Malcolm Thomas played really well in junior college after having a good year as a freshman on a bad Pepperdine club. Tyrone Shelley, another former Pepperdine player, should be a scoring machine, and Brian Carlwell, who never was great at Illinois, is massive and in better shape than he was while playing for Bruce Weber. The Aztecs' fortunes may ride on returners Billy White, who is a great slasher, and point guard D.J. Gay. Gay must beat out scoring point Chase Tapley and keep everyone happy. Everything needs to click, but the Aztecs are loaded." - Doug Gottlieb, ESPN.com (Aug. 18, 2009).

\* "San Diego State, Utah, New Mexico and BYU will be the best teams...." - Jay Bilas, ESPN.com (Sept. 8, 2009)

\* "The Aztecs won't sneak up on anyone with one of the best recruiting classes in the country...." - Justin Goodrum, SLAM ONLINE

#### ON KAWHI LEONARD

\* "SDSU has several transfers; a couple of former juco players; and Leonard, who one Pac-10 coach told me is better than anyone else who signed in the Pac-10 this year. Simply a killer as a competitor, Kawhi is an undersized 4 who can wear a defense out in the midrange and on the boards. With Malcolm Thomas back putting up big numbers on the wing, Leonard can work both inside and out to do damage." - Doug Gottlieb, ESPN.com (May 21, 2009)

#### ON SDSU'S TRANSFERS

\* "(Tyrone) Shelley is a wing, and (Malcolm) Thomas is a post, and together they formed a clique that left Pepperdine and arrived on the Hill back home in San Diego. Shelley redshirted last season, and Thomas dominated California juco ball, averaging 21 ppg and 12 rpg in preparation for reuniting at Cali's new Transfer U. Steve Fisher has had a ton of success with transfers, and this duo, along with Illinois transfer Brian Carlwell, will make a major impact in the Mountain West." - Doug Gottlieb, ESPN.com (Sept. 22, 2009)

#### ON SDSU'S RECRUITING CLASS

\* "San Diego State signed Kawhi Leonard, who Rivals.com ranked as the No. 8 small forward in the 2009 class. He will join junior college transfer Malcolm Thomas to form a combination that will be expected to contribute immediately." - Jason Scheer, Rivals.com in *Sporting News College Basketball 2009-10*

# SDSU Broadcast Roster



**# 0**  
**ALEC WILLIAMS**

Forward  
6-6, 268, Freshman-HS  
San Juan Capistrano, Calif.  
JSerra High

PPG: 1.4    RPG: 1.4    APG: 0.4  
FG%: 33.3    3FG: 00.0    FT%: 50.0



**# 3**  
**TYRONE SHELLEY**

Guard  
6-6, 225, Sophomore-TR  
San Diego, Calif.  
Pepperdine

PPG: 12.7    RPG: 4.7    APG: 1.7  
FG%: 47.8    3FG: 33.3    FT%: 57.7



**# 4**  
**MALCOLM THOMAS**

Forward  
6-9, 215, Junior-JC  
San Diego, Calif.  
San Diego City College


PPG: 11.9    RPG: 7.0    APG: 1.5  
FG%: 62.7    3FG: 00.0    FT%: 55.3



**# 5**  
**BRIAN CARLWELL**

Center  
6-11, 297, Junior-TR  
Maywood, Ill.  
Illinois

PPG: 3.9    RPG: 3.0    APG: 0.1  
FG%: 58.3    3FG: 00.0    FT%: 50.0



**# 10**  
**BRYAN HORTON**

Guard  
6-1, 205, Sophomore-1L  
Anaheim, Calif.  
Canyon High

PPG: 1.0    RPG: 0.6    APG: 0.4  
FG%: 40.0    3FG: 00.0    FT%: 20.0



**# 15**  
**KAWHI LEONARD**

Forward  
6-7, 225, Freshman-HS  
Riverside, Calif.  
King High


PPG: 7.9    RPG: 8.0    APG: 1.8  
FG%: 39.7    3FG: 11.1    FT%: 77.8



**# 20**  
**JASON DEUTCHMAN**

Guard  
6-6, 220, Junior-1L  
Los Angeles, Calif.  
Wisconsin-Milwaukee

PPG: 1.7    RPG: 0.7    APG: 0.0  
FG%: 50.0    3FG: 00.0    FT%: 75.0



**# 22**  
**CHASE TAPLEY**

Guard  
6-2, 205, Freshman-HS  
Sacramento, Calif.  
Sacramento High


PPG: 6.4    RPG: 1.9    APG: 1.6  
FG%: 51.2    3FG: 31.6    FT%: 50.0



**# 23**  
**D.J. GAY**

Guard  
6-0, 167, Junior-2L  
Sun Valley, Calif.  
Poly High

PPG: 10.3    RPG: 2.9    APG: 3.4  
FG%: 37.3    3FG: 31.6    FT%: 77.3



**# 24**  
**TIM SHELTON**

Forward  
6-7, 248, Sophomore-1L  
Fresno, Calif.  
Clovis West High

PPG: --    RPG: --    APG: --  
FG%: --    3FG: --    FT%: --



**# 32**  
**BILLY WHITE**

Forward  
6-8, 235, Junior-2L  
Las Vegas, Nev.  
Green Valley High

PPG: 13.3    RPG: 5.9    APG: 0.9  
FG%: 64.9    3FG: 66.7    FT%: 65.4



**# 40**  
**KELVIN DAVIS**

Guard  
6-3, 220, Senior-1L  
Waterbury, Conn.  
College of Southern Idaho

PPG: 6.5    RPG: 1.6    APG: 1.0  
FG%: 39.5    3FG: 32.3    FT%: 66.7



**Head Coach**  
**STEVE FISHER**

- - 19th full season as head coach • 363-224
- - 11th year at San Diego State • 179-142
- - 1989 NCAA champion
- - 3 NCAA Championship game appearances
- - 9 NCAA Tournament appearances
- - 15 postseason appearances

## San Diego State Coaches and Staff

Brian Dutcher, assistant head coach  
Justin Hutson, assistant coach  
Mark Fisher, assistant coach  
Matt Soria, director of basketball operations  
David Velasquez, dir. of player development  
Mark Haines, athletic trainer



# Game 1

San Diego State 77  
UC San Diego 52

Nov. 14, 2009 ♦ San Diego, Calif.  
Viejas Arena ♦ Att.: 5,520

SAN DIEGO - San Diego State overcame a sluggish first-half showing and shot nearly 65 percent from the field in the second half to defeat UC San Diego, 77-52, in the Aztecs' season opener.

Newcomer Malcolm Thomas carried San Diego State on this afternoon with his 20 points on 8-of-11 shooting, nine rebounds and two blocks. Fellow newcomer Chase Tapley, meanwhile, finished with 11 points and Kelvin Davis had 10 in a starting role.

Despite shooting 53.8 percent in the first half, the Aztecs were nursing a 31-28 lead at halftime mainly due to their 12 turnovers and 2-for-8 performance at the free-throw line.

In the second half, it was a significantly different story as San Diego State came out on fire, scoring the first 16 points to increase its lead to 19.

With the game comfortably in hand, the Aztecs went on another scoring binge, this time an 11-3 run, to move ahead by 23 with less than four minutes left and eventually cruised to the finish line.

For the game, SDSU shot 59.3 percent from the field, including 64.3 percent in the second half, and outrebounded the Tritons, 43-28. The Aztecs also dominated points in the paint (46-16) and fast-break points (10-0).

UC San Diego was led by Tyler Acevedo, who had 14 points off the bench. Jordan Lawley finished with nine points, while Casey Ryan added eight points and eight rebounds.

UCSD	MP	FG	3FG	FT	R	F	A	T	O	B	S	TP
Krizman	*15	0-2	0-1	2-2	2	1	0	0	0	1	2	0
Hatch	*17	0-4	0-0	0-2	2	2	0	2	0	0	0	0
Wey	*23	2-6	1-4	0-1	2	1	2	3	0	1	5	0
Lawley	*22	4-11	1-7	0-2	1	3	0	3	0	1	9	0
Ryan	*27	4-6	0-1	0-0	8	1	4	2	0	0	0	8
Tarabilida	*16	1-2	0-1	0-0	1	1	1	1	0	0	0	2
Alvari	4	0-1	0-0	0-0	0	0	0	0	0	0	0	0
Brue	17	3-7	0-0	0-0	3	1	0	1	0	0	0	6
Acevedo	24	5-17	4-15	0-0	2	0	1	0	0	1	14	0
McGrath	2	0-0	0-0	0-0	0	0	0	0	0	0	0	0
Porter	2	0-0	0-0	0-0	0	0	0	0	0	0	0	0
Browning	16	1-3	0-0	0-0	2	1	0	0	0	1	2	0
Bohanan	8	1-3	0-1	0-0	0	4	2	0	0	1	2	0
Wheeler	7	1-2	0-0	0-0	2	1	0	2	0	0	0	2
Team					3							
<b>Totals</b>	<b>200</b>	<b>22-64</b>	<b>6-30</b>	<b>2-7</b>	<b>28</b>	<b>16</b>	<b>10</b>	<b>14</b>	<b>0</b>	<b>6</b>	<b>52</b>	

SDSU	MP	FG	3FG	FT	R	F	A	T	O	B	S	TP
Thomas	*29	8-11	0-0	4-8	9	2	1	5	2	1	20	0
Carlwell	*27	4-7	0-0	1-2	5	0	0	0	1	2	9	0
Leonard	*28	4-7	0-0	0-0	8	1	3	6	0	1	8	0
Gay	*30	2-7	0-3	1-2	4	2	4	5	0	2	5	0
Davis	*25	3-5	2-4	2-3	3	1	3	2	0	1	10	0
Williams	21	3-4	0-0	0-0	7	3	1	1	0	0	6	0
Horton	12	2-4	0-0	0-3	1	1	1	0	0	0	4	0
Deutchman	3	1-1	0-0	2-2	1	0	0	0	0	0	4	0
Tapley	25	5-8	1-2	0-0	3	1	3	1	0	2	11	0
Team					2							
<b>Totals</b>	<b>200</b>	<b>32-54</b>	<b>3-9</b>	<b>10-20</b>	<b>43</b>	<b>11</b>	<b>16</b>	<b>20</b>	<b>3</b>	<b>9</b>	<b>77</b>	

**Halftime:** San Diego State 31, UC San Diego 28. **FG %:** San Diego State 59.3, UC San Diego 34.4. **3FG%:** San Diego State 33.3, UC San Diego 20.0. **FT%:** San Diego State 50.0, UC San Diego 28.6. **Officials:** Bill Gracey, Tony Padilla, Casey McClellan. **Technical:** None.



# Game 2

Saint Mary's 80  
San Diego State 58

Nov. 16, 2009 ♦ Moraga, Calif.  
McKeon Pavilion ♦ Att.: 2,774

MORAGA, Calif. - San Diego State dropped an 80-58 decision at Saint Mary's in what could have been the latest tip time in school history, 11 p.m. PT, as the Aztecs and Gaels participated in ESPN's College Hoops Tip-Off Marathon.

SDSU opened the game with a 1-0 lead on a free throw by Malcolm Thomas and never led again as Saint Mary's and more specifically, Mickey McConnell, came out on fire and never looked back.

McConnell went 5-for-5 from three-point range in the first half alone to lead a Gael attack that featured three players with eight points or more at halftime. McConnell finished the half with 17 points, while Matthew Dellavedova and Omar Samhan each had eight. Samhan also had 12 boards as his team enjoyed a 42-21 lead at the break.

With a steep hill to climb, San Diego State chipped away at the lead and came within 12 points with 7:34 to go after Thomas and Billy White took over the game. The duo scored all of SDSU's 14 points in a six-plus minute stretch, with White scoring 10 of the 14.

But like most of the game, the Gaels had an answer for the Aztecs and responded with a 14-3 run to increase their lead to 23 with 3:24 to go to effectively put the game away.

Thomas finished with 14 points and eight rebounds, while White and D.J. Gay each had 10. For Saint Mary's, McConnell had a game-high 24 points and seven assists. Dellavedova and Samhan, meanwhile, had 17 apiece with Samhan adding 16 rebounds, four assists and five blocked shots.

SDSU	MP	FG	3FG	FT	R	F	A	T	O	B	S	TP
Thomas	*33	4-7	0-0	6-8	8	3	1	4	0	0	14	0
Carlwell	*18	2-3	0-0	2-2	1	1	0	0	0	1	6	0
Leonard	*22	2-9	0-2	0-0	7	4	0	2	0	1	4	0
Gay	*34	3-9	2-3	2-2	1	1	3	1	0	1	10	0
Davis	*21	2-3	1-1	0-0	2	2	0	1	0	0	5	0
Williams	4	0-1	0-1	0-0	0	0	0	0	0	0	0	0
Shelley	23	1-7	0-1	4-6	6	0	2	3	1	2	6	0
Horton	2	0-0	0-0	0-0	0	0	0	0	0	0	0	0
Tapley	18	1-6	1-4	0-0	1	1	1	0	0	1	3	0
White	25	5-11	0-0	0-2	7	4	0	3	1	0	10	0
Team					3							
<b>Totals</b>	<b>200</b>	<b>20-56</b>	<b>4-12</b>	<b>14-20</b>	<b>36</b>	<b>16</b>	<b>7</b>	<b>14</b>	<b>2</b>	<b>6</b>	<b>58</b>	

SMC	MP	FG	3FG	FT	R	F	A	T	O	B	S	TP
Dellavedova	*32	5-12	3-9	4-4	4	2	3	3	0	3	17	0
Allen	*19	3-3	1-1	0-0	3	3	0	2	1	0	7	0
Hunter	*29	1-8	0-2	0-2	2	2	1	1	0	0	2	0
McConnell	*38	8-14	6-8	2-2	2	0	7	1	0	3	24	0
Samhan	*33	6-14	0-0	5-7	16	1	4	2	5	1	17	0
Page	2	1-1	1-1	0-0	0	0	0	0	0	0	0	0
Young	18	0-1	0-0	0-0	5	5	0	0	3	1	0	0
Steindl	18	2-6	2-6	0-0	1	4	1	1	0	0	6	0
Levesque	2	0-1	0-1	0-0	0	0	0	0	0	0	0	0
Anderson	2	0-1	0-0	0-0	0	0	0	0	0	0	0	0
Williams	8	2-4	0-1	0-0	5	1	1	0	1	1	4	0
Team					2							
<b>Totals</b>	<b>200</b>	<b>28-65</b>	<b>13-29</b>	<b>11-15</b>	<b>40</b>	<b>18</b>	<b>17</b>	<b>10</b>	<b>9</b>	<b>80</b>		

**Halftime:** Saint Mary's 42, San Diego State 21. **FG %:** Saint Mary's 43.1, San Diego State 35.7. **3FG%:** Saint Mary's 44.8, San Diego State 33.3. **FT%:** Saint Mary's 73.3, San Diego State 70.0. **Officials:** Mike Reed, Frank Harvey, Bruce Hicks. **Technical:** None.



# Game 3

San Diego State 86  
Santa Clara 53

Nov. 19, 2009 ♦ San Diego, Calif.  
Viejas Arena ♦ Att.: 5,401

SAN DIEGO - San Diego State was a completely different team from its performance in its previous game at Saint Mary's as the Aztecs thoroughly dominated Santa Clara, 86-53, in the first game of the West Coast Classic.

Five players scored in double figures and were led by Billy White's 17. D.J. Gay, Tyrone Shelley and Chase Tapley each had 12, while Kelvin Davis had 11. Kawhi Leonard, meanwhile, narrowly posted a double-double after finishing with nine points and a career-high 13 rebounds.

The game was a tight affair with the margin never rising above four points for the first 10-and-a-half minutes. But a 17-0 Aztec run opened the game up and soon SDSU found itself ahead by 17 with six minutes to play in the first half. The Aztecs wound up going into the locker room up 38-22.

In the second period, both teams traded a pair of buckets with Gay knocking down San Diego State's second field goal. The junior's basket spurred what would be the deciding run as the Aztecs ran off 18 straight points and 23 of the next 25 to pull ahead, 61-28 with 11:34 remaining in regulation.

Nearly seven minutes later, SDSU enjoyed the first of its two 40-point leads after Gay connected on a jumper. The second 40-point advantage came with 3:55 left in the game when Tapley knocked down a three off a feed from Bryan Horton.

In the final minutes, Santa Clara outscored the Aztecs, 11-4, to provide the final margin.

While San Diego State had five players score in double figures, Santa Clara had three, led by Niyi Harrison's 14.

SCU	MP	FG	3FG	FT	R	F	A	T	O	B	S	TP
Dowdell	*25	1-3	0-0	4-4	6	3	1	0	1	2	6	0
Trasolini	*31	5-14	0-2	0-0	8	3	0	4	2	0	10	0
Payne	*32	2-9	0-0	3-3	5	1	3	3	1	4	7	0
Smith	*29	0-12	0-4	2-2	3	3	3	3	0	0	2	0
Cowels	*31	4-14	3-10	0-0	3	1	2	5	0	1	11	0
Alexander	11	0-0	0-0	0-1	0	1	1	1	0	0	0	0
Santos	15	1-2	1-1	0-0	1	2	0	2	0	0	3	0
Harrison	23	5-9	0-0	4-6	7	0	0	1	0	0	14	0
Bach	3	0-2	0-2	0-0	0	0	0	0	0	0	0	0
Team					4							
<b>Totals</b>	<b>200</b>	<b>18-65</b>	<b>4-19</b>	<b>13-16</b>	<b>37</b>	<b>14</b>	<b>10</b>	<b>19</b>	<b>4</b>	<b>7</b>	<b>53</b>	

SDSU	MP	FG	3FG	FT	R	F	A	T	O	B	S	TP
Carlwell	*19	3-5	0-0	0-0	6	5	0	4	0	1	6	0
Leonard	*28	4-9	1-4	0-0	13	1	4	1	0	2	9	0
White	*26	7-11	0-0	3-7	8	2	1	0	1	2	17	0
Gay	*28	5-11	0-4	2-2	2	1	4	3	0	3	12	0
Davis	*16	4-8	3-6	0-0	2	3	0	1	1	1	11	0
Williams	12	0-1	0-0	1-2	0	2	1	0	0	0	1	0
Shelley	21	4-10	2-6	2-6	4	3	1	1	1	2	12	0
Thomas	20	3-5	0-0	0-0	4	0	3	1	3	0	6	0
Horton	4	0-0	0-0	0-0	1	0	1	1	0	0	0	0
Deutchman	4	0-0	0-0	0-0	0	1	0	0	0	0	0	0
Tapley	22	5-6	2-2	0-0	2	1	1	1	0	0	12	0
Team					3							
<b>Totals</b>	<b>200</b>	<b>35-66</b>	<b>8-22</b>	<b>8-17</b>	<b>45</b>	<b>19</b>	<b>16</b>	<b>14</b>	<b>6</b>	<b>11</b>	<b>86</b>	

**Halftime:** San Diego State 38, Santa Clara 22. **FG %:** San Diego State 53.0, Santa Clara 27.7. **3FG%:** San Diego State 36.4, Santa Clara 21.1. **FT%:** Santa Clara 81.3, San Diego State 47.1. **Officials:** David Hall, Mark Reischling, Larry Spaulding. **Technical:** None.



# Game 4

San Diego State 62  
Fresno State 58

Nov. 23, 2009 ♦ Fresno, Calif.  
Save Mart Center ♦ Att.: 8,041

FRESNO, Calif. - SDSU stayed perfect in West Coast Classic action and earned its first road victory of the season with its 62-58 win over Fresno State.

Billy White continued his stellar play of late by connecting on 8-of-10 field goals en route to a season-high 22 points, with 18 coming in the second half. The junior also grabbed a team-best eight rebounds, including six on the offensive end. Tyrone Shelley, meanwhile, contributed 17 points and six rebounds.

In the first half, it looked as if the Aztecs would run away with the game, jumping out to an 8-0 lead. That proved to be not the case as the Bulldogs methodically chipped away and pulled even at 16 with 9:40 left in the period thanks to eight straight Fresno State points, including a pair of three-pointers by Mike Ladd.

Soon after the Bulldogs evened the score, SDSU answered with a 7-2 run to pull ahead by five, but Fresno State outscored the visitors, 11-2, to go into the half up, 29-25.

Right out of the gate in the second half, Sylvester Seay gave the Bulldogs their biggest lead of the game at 31-25. The Aztecs, however, hung around and took a 35-33 lead after Shelley made a three. The game was back-and-forth for the rest of the half with neither team enjoying a lead of more than five points.

With under a minute to play in regulation, the game was tied at 58, but all that changed as White continued to punish the Bulldogs on the offensive glass. After a D.J. Gay miss, White grabbed the rebound and was fouled on the putback. The junior knocked down both attempts, giving SDSU a 60-58 lead. After a Fresno State miss on the other end, the Bulldogs were forced to foul Shelley, who calmly made both free throws with under three seconds to play to give the Aztecs the win.

SDSU	MP	FG	3FG	FT	R	F	A TO	B	S	TP
Thomas	*23	0-1	0-0	3-6	3	3	1 2	0	2	3
Leonard	*24	2-9	0-3	1-2	7	3	0 0	1	3	5
White	*35	8-10	0-0	6-6	8	0	1 2	0	1	22
Shelley	*31	5-12	4-8	3-3	6	2	2 4	0	0	17
Gay	*37	2-12	2-9	0-0	6	2	6 1	0	1	6
Carlwell	21	2-2	0-0	0-0	2	2	0 0	0	0	4
Tapley	6	0-2	0-1	0-0	0	2	0 1	0	0	0
Davis	23	2-7	1-4	0-0	2	0	1 2	0	1	5
Team					2					
<b>Totals</b>	<b>200</b>	<b>21-55</b>	<b>7-25</b>	<b>13-17</b>	<b>36</b>	<b>14</b>	<b>11 12</b>	<b>1</b>	<b>8</b>	<b>62</b>

FS	MP	FG	3FG	FT	R	F	A TO	B	S	TP
George	*40	5-11	0-2	2-2	4	2	5 6	0	2	12
Seay	*31	3-10	0-4	2-2	1	5	2 1	1	3	8
Smith	*26	8-11	0-0	0-2	10	2	1 1	1	1	16
Ladd	*39	5-11	4-6	0-0	3	1	2 0	0	1	14
Sperling	*11	1-1	0-0	0-1	1	1	2 0	0	0	2
Shepp	31	1-4	1-4	0-0	5	0	6 4	0	0	3
Golubovic	22	1-3	0-2	1-1	2	4	0 1	0	0	3
Team					3					
<b>Totals</b>	<b>200</b>	<b>24-51</b>	<b>5-18</b>	<b>5-8</b>	<b>29</b>	<b>15</b>	<b>18 14</b>	<b>2</b>	<b>7</b>	<b>58</b>

**Halftime:** Fresno State 29, San Diego State 25. **FG %:** Fresno State 47.1, San Diego State 38.2. **3FG%:** San Diego State 28.0, Fresno State 27.8. **FT%:** San Diego State 76.5, Fresno State 62.5. **Officials:** Randy McCall, Tom O'Neil, Mike Reed. **Technical:** None.



# Game 5

Pacific 71  
San Diego State 63

Nov. 25, 2009 ♦ Stockton, Calif.  
Spanos Center ♦ Att.: 2,705

STOCKTON, Calif. - San Diego State fell behind late in the first half, cut the lead to three in the second half, but could not complete the comeback as it fell at Pacific, 71-63, in the third game of the West Coast Classic.

The Tigers held a lead for nearly the first 15 minutes of the first half until Billy White's layup gave the Aztecs a 22-21 lead. Both teams traded points over the next 1:24, including Tyrone Shelley's three to put SDSU up 28-27 with 4:27 to go.

The Aztec advantage was short-lived, however, as the Tigers blitzed the visitors with numerous run-outs that were converted for layups or dunks. With Pacific ahead by one on a Nyika Williams layup, Williams found himself on a fast break with Brian Carlwell trailing the play. As the SDSU center went to block the shot, he hit the backboard and was assessed a technical foul. With the basket allowed, the Tigers hit the two technical free throws and Pacific was well on its way to closing out the first half on a 15-1 run and a 42-29 lead.

In the second half, the Aztecs came out aggressive and cut the UOP lead to four, 52-48, with 8:38 to go, but gave up a 6-0 Tiger spurt. San Diego State roared back again, this time cutting its deficit to three at 61-58 with 4:29 to play, but immediately gave up a dunk and a layup within a span of 18 seconds. SDSU would not get closer than six points the rest of the way as Pacific emerged with the eight-point win.

For the second straight game, White posted a 20-point effort, this time finishing with 20 points and knocking down his first two three-pointers of his career. D.J. Gay and Tyrone Shelley, meanwhile, contributed 11 and 10 points, respectively.

SDSU	MP	FG	3FG	FT	R	F	A TO	B	S	TP
Thomas	*37	2-7	0-0	4-8	8	3	0 1	1	1	8
Leonard	*31	1-5	0-3	4-4	3	3	2 2	0	0	6
White	*32	8-14	2-2	2-2	4	4	1 0	1	2	20
Shelley	*27	4-7	2-4	0-0	2	2	0 2	0	1	10
Gay	*26	5-10	1-4	0-0	2	1	1 2	0	3	11
Williams	3	0-1	0-1	0-0	0	0	0 0	0	0	0
Carlwell	8	0-1	0-0	0-0	3	3	0 1	0	0	0
Horton	1	0-0	0-0	0-0	0	0	0 0	0	0	0
Tapley	18	2-4	1-3	0-0	4	2	3 1	0	0	5
Davis	17	1-4	1-3	0-1	0	4	2 1	0	0	3
Team					3					
<b>Totals</b>	<b>200</b>	<b>23-53</b>	<b>7-20</b>	<b>10-15</b>	<b>29</b>	<b>22</b>	<b>9 10</b>	<b>2</b>	<b>7</b>	<b>63</b>

UOP	MP	FG	3FG	FT	R	F	A TO	B	S	TP
Ford	*31	3-5	0-0	0-0	9	4	5 3	1	1	6
Nunnally	*22	4-7	0-0	1-3	5	2	0 2	0	0	9
Willard	*24	2-5	0-1	3-4	5	4	0 0	0	0	7
Neufville	*28	3-6	0-1	0-0	0	1	3 1	0	1	6
Smith	*35	6-10	2-3	2-4	5	0	0 1	0	1	16
Young	12	1-3	0-0	2-2	1	0	2 2	0	1	4
Eveland	19	0-3	0-2	1-2	3	0	2 2	2	0	1
Huddleston	14	2-5	2-5	4-4	0	3	0 0	0	0	10
Williams	15	4-5	0-0	4-4	3	2	0 0	0	1	12
Team					4					
<b>Totals</b>	<b>200</b>	<b>24-51</b>	<b>5-18</b>	<b>5-8</b>	<b>29</b>	<b>15</b>	<b>18 14</b>	<b>2</b>	<b>7</b>	<b>58</b>

**Halftime:** Pacific 42, San Diego State 29. **FG %:** Pacific 51.0, San Diego State 43.4. **3FG%:** San Diego State 35.0, Pacific 33.3. **FT%:** Pacific 73.9, San Diego State 66.7. **Officials:** Duane Allen, Newton Chellette, Martin Cota. **Technical:** Brian Carlwell - San Diego State.



# Game 6

San Diego State 89  
Northern Arizona 48

Nov. 28, 2009 ♦ San Diego, Calif.  
Viejas Arena ♦ Att.: 4,390

SAN DIEGO - SDSU stopped its losing streak at one and thoroughly beat Northern Arizona at home, 89-48, in the final game of the West Coast Classic.

Six players scored in double figures for the Aztecs, including Malcolm Thomas, who had his first double-double at SDSU after finishing with 21 points and 10 rebounds. Kawhi Leonard also notched his first career double-double with 10 points and 10 boards. Meanwhile, Tyrone Shelley had 17 points, Billy White added 12 and Chase Tapley and D.J. Gay each had 11.

The game was nearly over before it started as San Diego State jumped out to a 23-2 lead and never looked back. Northern Arizona, which got its two points on free throws less than 1:30 into the game, made its first field goal, a three-pointer, with 11:35 remaining in the first half. In fact, the Lumberjacks didn't reach double digits until Cameron Jones drilled a jumper with 6:23 left in the first half. At the end of one period, the Aztecs enjoyed a 45-18 lead.

After halftime, NAU trimmed its deficit to 26 points after four minutes of action, but would not get any closer. San Diego State continued to get easy looks as the game progressed and the lead eventually swelled to as many as 45 in the final minutes.

The 41-point margin of victory was the third-largest in school history and was due mostly in part to the Aztecs dominance in points in the paint (60-16), points off turnovers (28-4), second-chance points (23-10) and fastbreak points (23-0).

Cameron Jones and DeAngelo Jones led the Lumberjacks with 12 and 10 points, respectively.

NAU	MP	FG	3FG	FT	R	F	A TO	B	S	TP
Jones, D.	*25	2-8	0-3	6-6	3	1	0 1	0	1	10
Lepley	*10	0-1	0-0	0-0	2	5	0 2	1	0	0
Jones, C.	*36	4-11	0-3	4-4	3	2	1 4	0	2	12
Rogers	*30	1-9	1-6	0-0	4	1	1 3	0	1	3
Saldivar	*18	2-4	2-4	0-0	1	3	0 0	0	0	6
Dunn	5	0-2	0-0	2-2	0	0	0 1	0	0	2
Olubuyi	22	1-3	0-1	0-1	1	2	1 2	0	1	2
Flores	9	0-1	0-1	0-0	0	1	0 0	0	0	0
Larson	31	1-6	0-4	6-6	5	1	3 3	0	0	8
Wallace	14	2-4	1-2	0-0	1	4	0 0	0	0	5
Team					3					
<b>Totals</b>	<b>200</b>	<b>13-49</b>	<b>4-24</b>	<b>18-19</b>	<b>23</b>	<b>20</b>	<b>6 16</b>	<b>1</b>	<b>5</b>	<b>48</b>

SDSU	MP	FG	3FG	FT	R	F	A TO	B	S	TP
Thomas	*27	10-11	0-0	1-3	10	2	3 0	1	1	21
White	*17	4-4	0-0	4-4	2	2	1 3	1	2	12
Tapley	*22	5-7	1-3	0-0	2	1	5 0	0	1	11
Gay	*25	1-4	0-2	1-2	6	1	7 1	0	0	3
Davis	*17	3-7	1-5	4-6	2	3	0 1	0	1	11
Williams	7	0-2	0-0	0-0	0	1	0 0	0	0	0
Shelley	19	8-10	1-3	0-2	1	2	2 0	0	4	17
Carlwell	23	1-4	0-0	0-1	4	4	0 1	0	0	2
Horton	10	0-1	0-1	1-2	1	1	0 0	1	1	1
Leonard	29	4-13	0-2	2-2	10	2	1 1	1	2	10
Deutchman	4	0-1	0-0	1-2	1	0	0 0	0	0	2
Team					4					
<b>Totals</b>	<b>200</b>	<b>36-64</b>	<b>3-16</b>	<b>14-24</b>	<b>43</b>	<b>19</b>	<b>7 19</b>	<b>7</b>	<b>3</b>	<b>89</b>

**Halftime:** San Diego State 45, Northern Arizona 18. **FG %:** San Diego State 56.3, Northern Arizona 26.5. **3FG%:** San Diego State 18.8, Northern Arizona 16.7. **FT%:** Northern Arizona 94.7, San Diego State 58.3. **Officials:** Scott Thornley, Winston Stith, Shawn Lehig. **Technical:** None.



# Game 7

San Diego State 69  
San Diego 62 (ot)

Dec. 2, 2009 ♦ San Diego, Calif.  
Jenny Craig Pavilion ♦ Att.: 4,662

SAN DIEGO - San Diego State won its fourth straight in the series and second in a row on the San Diego campus as the Aztecs defeated the Toreros in overtime, 69-62.

SDSU emerged with its second consecutive decision on USD soil since claiming back-to-back road wins on Dec. 9, 1967 and Feb. 3, 1970. The four-game winning streak, meanwhile, is San Diego State's longest since the early 1980s.

D.J. Gay improved his personal record to 3-0 vs. San Diego and enjoyed a career day as he finished with a career-high 22 points. Gay, who played 41 minutes, also connected on a season-high four three-pointers and a career-best six free throws.

Joining Gay in the double-figure scoring column was Tyrone Shelley, who finished with 10 points, six rebounds, three assists, three blocks and three steals.

The game had a promising start for the Aztecs as they opened the contest with a 6-0 lead that eventually swelled to 15-7 mid-way through the period. USD, however, answered with a 21-12 run to end the half to go into the locker room up, 28-27.

After regrouping, San Diego State scored the first 13 points of the second half to open up a 12-point lead. But like the first 20 minutes, the Toreros stormed back and responded with a 21-8 run to give the home-standing club a 49-48 lead, which eventually turned into a 52-all draw at the end of regulation.

In the extra session, it was all Aztecs early again as they scored the first eight points. San Diego never got closer than five points the rest of the way and Gay made five of his six free throws en route to seven points in overtime to seal the game for SDSU.

SDSU	MP	FG	3FG	FT	R	F	A	TO	B	S	TP
Thomas	*38	4-8	0-0	0-0	10	4	0	0	1	1	8
Leonard	*37	4-7	0-1	0-1	7	1	2	2	0	2	8
White	*43	4-5	0-1	0-3	9	3	1	3	2	2	8
Shelley	*30	3-9	0-4	4-4	6	0	3	1	3	3	10
Gay	*41	6-14	4-8	6-8	1	2	1	2	0	0	22
Carlwell	4	0-0	0-0	0-0	0	3	0	2	0	0	0
Tapley	15	3-5	0-2	0-0	2	1	0	1	0	0	6
Davis	17	2-3	1-2	2-2	1	1	1	2	0	0	7
Team					2						
<b>Totals</b>	<b>200</b>	<b>26-51</b>	<b>5-18</b>	<b>12-18</b>	<b>38</b>	<b>15</b>	<b>8</b>	<b>13</b>	<b>6</b>	<b>8</b>	<b>69</b>

USD	MP	FG	3FG	FT	R	F	A	TO	B	S	TP
Lewis	*35	2-9	1-4	0-2	6	2	1	0	0	1	5
Mafra	*18	2-6	0-0	1-1	3	2	0	1	1	0	5
Johnson	*42	6-13	4-8	5-6	2	1	1	3	0	1	21
Dorr	*34	5-8	3-6	0-0	3	5	1	0	0	1	13
Jackson	*41	3-10	2-4	2-2	1	3	5	1	0	4	10
Ginty	8	1-3	1-2	0-0	0	0	1	0	0	0	3
McCullum	11	0-3	0-1	0-0	0	0	2	1	0	1	0
Houston	32	2-9	0-0	1-2	11	1	0	3	1	0	5
Manresa	4	0-0	0-0	0-0	1	2	0	0	0	0	0
Team					6						
<b>Totals</b>	<b>200</b>	<b>21-61</b>	<b>11-25</b>	<b>9-13</b>	<b>33</b>	<b>16</b>	<b>11</b>	<b>11</b>	<b>2</b>	<b>8</b>	<b>62</b>

Halftime: San Diego 28, San Diego State 27. End of Regulation: San Diego State 52, San Diego 52. FG %: San Diego State 51.0, San Diego 34.4. 3FG%: San Diego 44.0, San Diego State 27.8. FT%: San Diego 69.2, San Diego State 66.7. Officials: Mark Reischling, Frank Harvey, Milt Stowe. Technicals: None.



# Game 8

San Diego State 69  
UC Santa Barbara 61

Dec. 5, 2009 ♦ Santa Barbara, Calif.  
The Thunderdome ♦ Att.: 2,513

SANTA BARBARA, Calif. - San Diego State had four players score in double figures and shot over 50 percent from the field for the third straight game as it downed UC Santa Barbara on the road, 69-61, at The Thunderdome.

Tyrone Shelley led the Aztecs with 17 points and eight rebounds, while Malcolm Thomas added 15 points. Kawhi Leonard and D.J. Gay, meanwhile, scored 13 apiece with Leonard also grabbing a game-high nine rebounds.

On multiple occasions, San Diego State looked as if it was going to run away with the game. First, the Aztecs opened up a 21-9 lead only to have UCSB answer with a 15-7 run to end the half, which cut the SDSU lead to 28-26 at halftime.

Coming out of the break, San Diego State went on a 17-5 run to open the second half and increase its lead to 41-31. But like the first half, the Gauchos put together a 21-12 scoring effort to get within one at 53-52 with 9:46 to play.

Less than three minutes later, SDSU went up again, this time by a score of 62-53, but UC Santa Barbara stormed back once more. The Gauchos got to within 62-59 with 1:32 left in the game thanks to six unanswered points.

In the end, San Diego State, however, did what it could not do throughout the game as it stopped the UCSB attack in the final minutes. The Aztecs closed the game on a 7-2 run to provide the final margin and emerge with the eight-point win.

SDSU	MP	FG	3FG	FT	R	F	A	TO	B	S	TP
Thomas	*36	6-9	0-0	3-5	4	3	3	1	1	0	15
Leonard	*31	6-9	1-3	0-0	9	3	2	1	2	0	13
White	*23	1-2	0-0	2-2	3	4	1	3	0	1	4
Shelley	*29	7-12	1-4	2-5	8	0	2	1	0	2	17
Gay	*33	4-8	3-5	2-3	1	1	1	7	0	0	13
Carlwell	15	2-2	0-0	0-1	3	2	1	1	2	0	4
Tapley	22	1-5	0-2	1-2	1	1	0	0	0	1	3
Davis	11	0-6	0-6	0-0	1	3	1	2	0	0	0
Team					5						
<b>Totals</b>	<b>200</b>	<b>20-56</b>	<b>4-12</b>	<b>14-20</b>	<b>36</b>	<b>16</b>	<b>7</b>	<b>14</b>	<b>2</b>	<b>6</b>	<b>58</b>

UCSB	MP	FG	3FG	FT	R	F	A	TO	B	S	TP
Serna	*23	1-4	0-0	2-2	3	4	1	2	0	1	4
Phippen	*19	1-4	0-1	1-2	3	1	0	0	0	0	3
Nunnally	*17	1-7	0-2	2-2	2	4	1	1	0	1	4
Brew, W.	*23	2-6	1-2	0-0	5	2	3	2	0	2	5
Johnson	*29	2-6	1-3	5-10	3	1	0	2	0	1	10
Brew, C.	18	4-6	0-0	3-4	2	0	1	1	0	3	11
Weiner	3	1-1	0-0	0-0	0	0	0	0	0	0	1
Roemer	4	0-0	0-0	0-0	0	0	0	0	0	0	0
Joyner	19	0-2	0-1	0-0	3	1	3	2	0	0	0
Devenny	12	0-1	0-0	2-2	3	0	1	0	0	0	2
Pastorek	5	0-1	0-0	0-0	1	1	0	0	0	0	0
Powell	23	7-13	6-9	0-0	3	3	1	1	0	0	20
Somogyi	5	0-0	0-0	0-0	1	0	0	1	0	0	0
Team					5						
<b>Totals</b>	<b>200</b>	<b>28-65</b>	<b>13-29</b>	<b>11-15</b>	<b>40</b>	<b>18</b>	<b>17</b>	<b>10</b>	<b>10</b>	<b>9</b>	<b>80</b>

Halftime: San Diego State 28, UC Santa Barbara 26. FG %: San Diego State 50.9, UC Santa Barbara 37.3. 3FG%: UC Santa Barbara 44.4, San Diego State 25.0. FT%: UC Santa Barbara 68.2, San Diego State 55.6. Officials: Dick Cartmell, Mike Scyphers, Newton Chelette. Technicals: None.

**Season/Career Highs**

<b>Points</b>	Career 6 vs. UCSD (11-14-09)
<b>Rebounds</b>	Career 7 vs. UCSD (11-14-09)
<b>Assists</b>	Career 1 vs. UCSD (11-14-09) 1 vs. Santa Clara (11-16-09)
<b>Field Goals</b>	Career 3 vs. UCSD (11-14-09)
<b>Field Goals Attempted</b>	Career 4 vs. UCSD (11-14-09)
<b>Three-Point Field Goals</b>	Career --
<b>Three-Point FG Attempted</b>	Career 1 at Saint Mary's (11-16-09) 1 at Pacific (11-25-09)
<b>Free Throws</b>	Career 1 vs. Santa Clara (11-19-09)
<b>Free Throws Attempted</b>	Career 2 vs. Santa Clara (11-19-09)
<b>Steals</b>	Career --
<b>Blocked Shots</b>	Career --
<b>Minutes Played</b>	Career 21 vs. UCSD (11-14-09)

# 0 • Alec Williams

**Forward • 6-6 • 268 • Freshman • San Juan Capistrano, Calif. (JSerra Catholic High)**



Has seen action in five games this season... Played a career-high 12 minutes in San Diego State's victory over Santa Clara (11-19-09)... Scored a career best six points and had a career-high seven rebounds against UC San Diego (11-14-09)... Has just one turnover in five games and 47 minutes of action this season... Missed the San Diego game (12-2-09) due to an ankle injury.

**2009-10 Game-By-Game Statistics**

Date	Opponent	S	MP	FG-FGA	3FG-FGA	FT-FTA	REB	PF	A	TO	BK	S	TP
N.14	UC San Diego		21	3-4	0-0	0-0	7	3	1	1	0	0	6
N.16	at Saint Mary's		4	0-1	0-1	0-0	0	0	0	0	0	0	0
N.19	Santa Clara		12	0-1	0-0	1-2	0	2	1	0	0	0	1
N.23	at Fresno State						Did Not Play - CD						
N.25	at Pacific		3	0-1	0-1	0-0	0	0	0	0	0	0	0
N.28	Northern Arizona		7	0-2	0-0	0-0	0	1	0	0	0	0	0
D.2	at San Diego						Did Not Play - Injured						
D.5	at UC Santa Barbara						Did Not Play - Injured						
D.9	Cal State Fullerton												
D.12	Arizona												
D.19	at Arizona State												
D.22	at Drake												
D.29	UC Riverside												
D.31	Pomona-Pitzer												
J.5	New Mexico*												
J.9	at Wyoming*												
J.13	at UNLV*												
J.16	TCU*												
J.19	at Utah*												
J.23	BYU*												
J.30	at Colorado State*												
F.2	Air Force*												
F.6	at New Mexico*												
F.10	Wyoming*												
F.13	UNLV*												
F.16	at TCU*												
F.20	Utah*												
F.24	at BYU*												
M.3	Colorado State*												
M.6	at Air Force*												

**► Williams Career Statistics**

Year	G-GS	Min.-Avg.	FG-FGA	Pct.	3P-3PA	Pct.	FT-FTA	Pct.	OR	DR	Reb	Avg.	PF-D	AT	TO	BS	ST	Pts Avg.
09-10	5-0	47-9.4	3-9	.333	0-2	.000	1-2	.500	1	6	7	1.4	6-0	2	1	0	0	7 1.4

**Season/Career Highs**

**Points**  
 Season 17 at UCSB (12-5-09)  
 17 vs. NAU (11-28-09)  
 17 at Fresno St. (11-23-09)  
 Career 34 vs. CSUN (11-17-07)

**Rebounds**  
 Season 8 at UCSB (12-5-09)  
 Career 14 at Saint Mary's (1-19-08)  
 14 at CSUB (11-25-07)

**Assists**  
 Season 3 at San Diego (12-2-09)  
 Career 3 at San Diego (12-2-09)  
 3 vs. Hope Int'l (1-8-08)

**Field Goals**  
 Season 8 vs. NAU (11-28-09)  
 Career 12 vs. CSUN (11-17-07)

**Field Goals Attempted**  
 Season 12 at UCSB (12-5-09)  
 12 at Fresno St. (11-23-09)  
 Career 20 at San Francisco (3-3-08)

**Three-Point Field Goals**  
 Season 4 at Fresno St. (11-23-09)  
 Career 6 vs. CSUN (11-17-07)

**Three-Point FG Attempted**  
 Season 8 at Fresno St. (11-23-09)  
 Career 11 at San Francisco (3-3-08)

**Free Throws**  
 Season 4 at San Diego (12-2-09)  
 4 at Saint Mary's (11-16-09)  
 Career 10 vs. LBSU (11-21-07)

**Free Throws Attempted**  
 Season 6 at Saint Mary's (11-16-09)  
 6 vs. Santa Clara (11-19-09)  
 Career 13 vs. LBSU (11-21-07)

**Steals**  
 Season 4 vs. NAU (11-28-09)  
 Career 4 vs. NAU (11-28-09)  
 4 vs. Gonzaga (1-14-08)  
 4 at Pacific (12-8-07)  
 4 vs. LBSU (11-21-07)

**Blocked Shots**  
 Season 3 at San Diego (12-2-09)  
 Career 4 vs. Gonzaga (1-14-08)

**Minutes Played**  
 Season 31 at Fresno St. (11-23-09)  
 Career 36 at Gonzaga (2-9-08)  
 36 vs. San Francisco (2-2-08)  
 36 at Saint Mary's (1-19-08)

# 3 • Tyrone Shelley

**Guard • 6-6 • 225 • Sophomore • San Diego, Calif. (Crawford High/Pepperdine)**



Reached double figures in scoring in six consecutive games, which is a career high... Has 28 career double-digit scoring games, including 11 in his last 12 outings... Shooting 47.8 percent from the field this season after connecting on 40.3 percent of his attempts from the field during his freshman campaign... Made a three-point field goal in five of his last six games and in 31 of his 39 career collegiate games... Has five multiple assist games this season after recording eight all of his freshman season... Tied a career-high with four steals against Northern Arizona (11-28-09)... Enjoyed his first turnover-free game of the season in the contest against the Lumberjacks... Scored 10 points, matched his career high with three assists and set season highs of six rebounds and three blocked shots at San Diego (12-2-09)... Tied his season high with 17 points and set a season best with eight rebounds at UC Santa Barbara (12-5-09).

## 2009-10 Game-By-Game Statistics

Date	Opponent	S	MP	FG-FGA	3FG-FGA	FT-FTA	REB	PF	A	TO	BK	S	TP
N.14	UC San Diego												
Did Not Play - Injured													
N.16	at Saint Mary's		23	1-7	0-1	4-6	6	0	2	3	1	2	6
N.19	Santa Clara		21	4-10	2-6	2-6	4	3	1	1	1	2	12
N.23	at Fresno State	S	31	5-12	4-8	3-3	6	2	2	4	0	0	17
N.25	at Pacific	S	27	4-7	2-4	0-0	2	2	0	2	0	1	10
N.28	Northern Arizona		19	8-10	1-3	0-2	1	2	2	0	0	4	17
D.2	at San Diego	S	30	3-9	0-4	4-4	6	0	3	1	3	3	10
D.5	at UC Santa Barbara	S	29	7-12	1-4	2-5	8	0	2	1	0	2	17
D.9	Cal State Fullerton												
D.12	Arizona												
D.19	at Arizona State												
D.22	at Drake												
D.29	UC Riverside												
D.31	Pomona-Pitzer												
J.5	New Mexico*												
J.9	at Wyoming*												
J.13	at UNLV*												
J.16	TCU*												
J.19	at Utah*												
J.23	BYU*												
J.30	at Colorado State*												
F.2	Air Force*												
F.6	at New Mexico*												
F.10	Wyoming*												
F.13	UNLV*												
F.16	at TCU*												
F.20	Utah*												
F.24	at BYU*												
M.3	Colorado State*												
M.6	at Air Force*												

## ► Shelley Career Statistics

\* at Pepperdine

Year	G-GS	Min.-Avg.	FG-FGA	Pct.	3P-3PA	Pct.	FT-FTA	Pct.	OR	DR	Reb	Avg.	PF-D	AT	TO	BS	ST	Pts Avg.
07-08*	32-19	839-26.2	167-414	.403	48-159	.302	100-131	.763	65	121	186	5.8	101-3	29	86	17	52	482 15.1
09-10	7-4	180-25.7	32-67	.478	10-30	.333	15-26	.577	10	23	33	4.7	9-0	12	12	5	14	89 12.7
<b>Totals</b>	<b>39-23</b>	<b>1019-26.1</b>	<b>199-481</b>	<b>.414</b>	<b>58-189</b>	<b>.307</b>	<b>115-157</b>	<b>.732</b>	<b>75</b>	<b>144</b>	<b>219</b>	<b>5.6</b>	<b>110-3</b>	<b>41</b>	<b>98</b>	<b>22</b>	<b>66</b>	<b>571 14.6</b>

**Season/Career Highs**

**Points**

Season 21 vs. NAU (11-28-09)  
 Career 22 at Oregon (11-10-07)

**Rebounds**

Season 10 at San Diego (12-2-09)  
 10 vs. NAU (11-28-09)  
 Career 16 vs. LBSU (11-21-07)

**Assists**

Season 3 at UCSB (12-5-09)  
 3 vs. Santa Clara (11-19-09)  
 3 vs. NAU (11-28-09)  
 Career 4 - 6 times; most recently vs. Santa Clara (2-16-08)

**Field Goals**

Season 10 vs. NAU (11-28-09)  
 Career 10 vs. NAU (11-28-09)

**Field Goals Attempted**

Season 11 vs. NAU (11-28-09)  
 Career 13 at Pacific (12-8-07)  
 13 vs. Saint Mary's (2-18-08)

**Three-Point Field Goals**

Season --  
 Career --

**Three-Point FG Attempted**

Season --  
 Career --

**Free Throws**

Season 6 at Saint Mary's (11-16-09)  
 Career 8 at Manhattan (12-21-07)

**Free Throws Attempted**

Season 8 vs. UCSD (11-14-09)  
 8 at Saint Mary's (11-16-09)  
 8 at Pacific (11-25-09)  
 Career 11 vs. CSUN (11-17-07)

**Steals**

Season 2 at Fresno St. (11-23-09)  
 Career 2 at Oregon (11-10-07)  
 2 vs. CSUN (11-17-08)  
 2 at Fresno St. (11-23-09)

**Blocked Shots**

Season 3 vs. Santa Clara (11-19-09)  
 Career 6 vs. San Diego (2-4-08)

**Minutes Played**

Season 38 at San Diego (12-2-09)  
 Career 42 vs. Portland (3-7-08)

# 4 • Malcolm Thomas

**Forward • 6-9 • 215 • Junior • San Diego, Calif. (Crawford High/Pepperdine)**



Started seven games this season (second-highest total on the team), including five straight contests... Made 10-of-11 field goals against Northern Arizona (11-28-09), the third best shooting performance from the field during the Steve Fisher era... Posted his first double-double of the season with 21 points and 10 rebounds in 27 minutes against Northern Arizona (11-28-09)... That was the seventh double-double of his career... Picked up 10 rebounds at San Diego (12-2-09)... Had 15 points and matched his season high with three assists at UC Santa Barbara (12-5-09)... In 40 career games at the college level, Thomas now has 14 double-digit rebound games... Has two 20-point scoring games this season and five in his career... The two 20-point scoring games are tied for the team lead... Attempted at least eight free throws in three games this season... Has one turnover or less in five of his last six games... Has two games with multiple blocked shots and has at least one blocked shot in four consecutive games... He now has 73 career blocked shots in just 40 career games.

**2009-10 Game-By-Game Statistics**

Date	Opponent	S	MP	FG-FGA	3FG-FGA	FT-FTA	REB	PF	A	TO	BK	S	TP
N.14	UC San Diego	S	29	8-11	0-0	4-8	9	2	1	5	2	1	20
N.16	at Saint Mary's	S	33	4-7	0-0	6-8	8	3	1	4	0	0	14
N.19	Santa Clara		20	3-5	0-0	0-0	4	0	3	1	3	0	6
N.23	at Fresno State	S	23	0-1	0-0	3-6	3	3	1	2	0	2	3
N.25	at Pacific	S	37	2-7	0-0	4-8	8	3	0	1	1	1	8
N.28	Northern Arizona	S	27	10-11	0-0	1-3	10	2	3	0	1	1	21
D.2	at San Diego	S	38	4-8	0-0	0-0	10	4	0	0	1	1	8
D.5	at UC Santa Barbara	S	36	6-9	0-0	3-5	4	3	3	1	1	0	15
D.9	Cal State Fullerton												
D.12	Arizona												
D.19	at Arizona State												
D.22	at Drake												
D.29	UC Riverside												
D.31	Pomona-Pitzer												
J.5	New Mexico*												
J.9	at Wyoming*												
J.13	at UNLV*												
J.16	TCU*												
J.19	at Utah*												
J.23	BYU*												
J.30	at Colorado State*												
F.2	Air Force*												
F.6	at New Mexico*												
F.10	Wyoming*												
F.13	UNLV*												
F.16	at TCU*												
F.20	Utah*												
F.24	at BYU*												
M.3	Colorado State*												
M.6	at Air Force*												

**► Thomas Career Statistics**

*\* at Pepperdine*

Year	G-GS	Min.-Avg.	FG-FGA	Pct.	3P-3PA	Pct.	FT-FTA	Pct.	OR	DR	Reb	Avg.	PF-D	AT	TO	BS	ST	Pts	Avg.
07-08*	32-28	967-30.2	148-288	.514	0-0	.000	105-183	.574	99	182	281	8.8	79-2	50	90	64	20	401	12.5
09-10	8-7	243-30.4	37-59	.627	0-0	.000	21-38	.553	24	32	56	7.0	20-0	12	14	9	6	95	11.9
<b>Totals</b>	<b>40-35</b>	<b>1210-30.3</b>	<b>185-347</b>	<b>.533</b>	<b>0-0</b>	<b>.000</b>	<b>126-221</b>	<b>.570</b>	<b>123</b>	<b>214</b>	<b>337</b>	<b>8.4</b>	<b>99-2</b>	<b>62</b>	<b>104</b>	<b>73</b>	<b>26</b>	<b>496</b>	<b>12.4</b>

**Season/Career Highs**

**Points**  
 Season 9 vs. UCSD (11-14-09)  
 Career 9 vs. UCSD (11-14-09)

**Rebounds**  
 Season 6 vs. Santa Clara (11-19-09)  
 6 vs. Austin Peay (11-13-06)  
 Career 6 vs. Santa Clara (11-19-09)  
 6 vs. Austin Peay (11-13-06)

**Assists**  
 Season 1 at UCSB (12-5-09)  
 Career 2 vs. Ga. Southern (11-17-06)

**Field Goals**  
 Season 4 vs. UCSD (11-14-09)  
 Career 4 vs. UCSD (11-14-09)

**Field Goals Attempted**  
 Season 7 vs. UCSD (11-14-09)  
 Career 7 vs. UCSD (11-14-09)

**Three-Point Field Goals**  
 Season --  
 Career --

**Three-Point FG Attempted**  
 Season --  
 Career --

**Free Throws**  
 Season 2 at Saint Mary's (11-16-09)  
 Career 4 vs. Maryland (11-28-06)

**Free Throws Attempted**  
 Season 2 vs. UCSD (11-14-09)  
 2 at Saint Mary's (11-16-09)  
 Career 6 vs. Maryland (11-28-06)

**Steals**  
 Season 2 vs. UCSD (11-14-09)  
 Career 2 vs. UCSD (11-14-09)

**Blocked Shots**  
 Season 2 at UCSB (12-5-09)  
 Career 3 vs. Ohio State (1-6-07)

**Minutes Played**  
 Season 27 vs. UCSD (11-14-09)  
 Career 27 vs. UCSD (11-14-09)

# 5 • Brian Carlwell

**Center • 6-11 • 297 • Junior • Maywood, Ill. (Proviso East (Ill.) High/Illinois)**



Scored a career-high nine points in the season opener against UC San Diego (11-14-09)... Started the first three games of the season... Shooting 58.3 percent from the field this season and has shot above 50 percent from the field in five of eight games this season... Had eight steals in the first 29 games of his career but already has four thefts this season... San Diego State is 3-0 in games in which he plays at least 20 minutes... In 15 minutes at UC Santa Barbara (12-5-09), he blocked a season-high two shots and had his first assist of the season.

## 2009-10 Game-By-Game Statistics

Date	Opponent	S	MP	FG-FGA	3FG-FGA	FT-FTA	REB	PF	A	TO	BK	S	TP
N.14	UC San Diego	S	27	4-7	0-0	1-2	5	0	0	0	1	2	9
N.16	at Saint Mary's	S	18	2-3	0-0	2-2	1	1	0	0	0	1	6
N.19	Santa Clara	S	19	3-5	0-0	0-0	6	5	0	4	0	1	6
N.23	at Fresno State		21	2-2	0-0	0-0	2	2	0	0	0	0	4
N.25	at Pacific		8	0-1	0-0	0-0	3	3	0	1	0	0	0
N.28	Northern Arizona		23	1-4	0-0	0-1	4	4	0	1	0	0	2
D.2	at San Diego		4	0-0	0-0	0-0	0	3	0	2	0	0	0
D.5	at UC Santa Barbara		15	2-2	0-0	0-1	3	2	1	1	2	0	4
D.9	Cal State Fullerton												
D.12	Arizona												
D.19	at Arizona State												
D.22	at Drake												
D.29	UC Riverside												
D.31	Pomona-Pitzer												
J.5	New Mexico*												
J.9	at Wyoming*												
J.13	at UNLV*												
J.16	TCU*												
J.19	at Utah*												
J.23	BYU*												
J.30	at Colorado State*												
F.2	Air Force*												
F.6	at New Mexico*												
F.10	Wyoming*												
F.13	UNLV*												
F.16	at TCU*												
F.20	Utah*												
F.24	at BYU*												
M.3	Colorado State*												
M.6	at Air Force*												

## ► Carlwell Career Statistics

\* at Illinois

Year	G-GS	Min.-Avg.	FG-FGA	Pct.	3P-3PA	Pct.	FT-FTA	Pct.	OR	DR	Reb	Avg.	PF-D	AT	TO	BS	ST	Pts.	Avg.
06-07*	26-0	183-7.0	14-31	.452	0-0	.000	16-31	.516	19	17	36	1.4	24-0	3	10	10	8	44	1.7
07-08*	3-0	5-1.7	0-0	.000	0-0	.000	0-0	.000	0	0	0	0.0	0-0	0	0	0	0	0	0.0
09-10	8-3	135-16.9	14-24	.583	0-0	.000	3-6	.500	11	13	24	3.0	20-1	1	9	3	4	31	3.9
<b>Totals</b>	<b>37-3</b>	<b>323-8.7</b>	<b>28-55</b>	<b>.509</b>	<b>0-0</b>	<b>.000</b>	<b>19-37</b>	<b>.514</b>	<b>30</b>	<b>30</b>	<b>60</b>	<b>1.6</b>	<b>44-1</b>	<b>4</b>	<b>19</b>	<b>13</b>	<b>12</b>	<b>75</b>	<b>2.0</b>

**Season/Career Highs**

**Points**

Season 4 vs. UCSD (11-14-09)  
 Career 4 vs. UCSD (11-14-09)

**Rebounds**

Season 1 vs. NAU (11-28-09)  
 1 vs. Santa Clara (11-16-09)  
 1 vs. UCSD (11-14-09)  
 Career 1 vs. NAU (11-28-09)  
 1 vs. Santa Clara (11-16-09)  
 1 vs. UCSD (11-14-09)  
 1 vs. Air Force (2-7-09)  
 1 vs. Hampton (11-29-08)  
 1 vs. Fresno St. (11-22-08)

**Assists**

Season 1 vs. Santa Clara (11-16-09)  
 1 vs. UCSD (11-14-09)  
 Career 1 vs. Santa Clara (11-16-09)  
 1 vs. UCSD (11-14-09)  
 1 at Air Force (1-3-09)  
 1 vs. Hampton (11-29-08)  
 1 vs. Fresno St. (11-22-08)

**Field Goals**

Season 2 vs. UCSD (11-16-09)  
 Career 1 vs. Air Force (2-7-09)

**Field Goals Attempted**

Season 4 vs. UCSD (11-16-09)  
 Career 4 vs. UCSD (11-16-09)

**Three-Point Field Goals**

Season --  
 Career --

**Three-Point FG Attempted**

Season 1 vs. NAU (11-28-09)  
 Career 1 vs. NAU (11-28-09)  
 1 vs. Ark.-PB (12-29-08)

**Free Throws**

Season 1 vs. NAU (11-28-09)  
 Career 1 vs. NAU (11-28-09)  
 1 vs. Ark.-PB (12-29-08)  
 1 vs. UCSD (11-15-08)

**Free Throws Attempted**

Season 3 vs. UCSD (11-16-09)  
 Career 3 vs. UCSD (11-16-09)

**Steals**

Season 1 vs. NAU (11-28-09)  
 Career 1 vs. NAU (11-28-09)

**Blocked Shots**


Season --  
 Career --

**Minutes Played**

Season 12 vs. UCSD (11-16-09)  
 Career 12 vs. UCSD (11-16-09)

# 10 • Bryan Horton

**Guard • 6-1 • 205 • Sophomore • Anaheim, Calif. (Canyon High)**



Played in five games this season and has now seen action in 22 games in his San Diego State career... Entered the season never playing more than eight minutes in a game but has already eclipsed that total twice... His current career-high of 12 minutes was set in the opener against UC San Diego (11-14-09)... He played 10 minutes last Saturday against Northern Arizona (11-28-09)... Has just one turnover in 29 minutes of action this season... Did not commit a turnover in 17 of 22 career games... Entered the season with three rebounds in 17 games and already has grabbed three rebounds in five contests this season.

**2009-10 Game-By-Game Statistics**

Date	Opponent	S	MP	FG-FGA	3FG-FGA	FT-FTA	REB	PF	A	TO	BK	S	TP
N.14	UC San Diego		12	2-4	0-0	0-3	1	1	1	0	0	0	4
N.16	at Saint Mary's		2	0-0	0-0	0-0	0	0	0	0	0	0	0
N.19	Santa Clara		4	0-0	0-0	0-0	1	0	1	1	0	0	0
N.23	at Fresno State						Did Not Play - CD						
N.25	at Pacific		1	0-0	0-0	0-0	0	0	0	0	0	0	0
N.28	Northern Arizona		10	0-1	0-1	1-2	1	1	0	0	0	1	1
D.2	at San Diego						Did Not Play - CD						
D.5	at UC Santa Barbara						Did Not Play - CD						
D.9	Cal State Fullerton												
D.12	Arizona												
D.19	at Arizona State												
D.22	at Drake												
D.29	UC Riverside												
D.31	Pomona-Pitzer												
J.5	New Mexico*												
J.9	at Wyoming*												
J.13	at UNLV*												
J.16	TCU*												
J.19	at Utah*												
J.23	BYU*												
J.30	at Colorado State*												
F.2	Air Force*												
F.6	at New Mexico*												
F.10	Wyoming*												
F.13	UNLV*												
F.16	at TCU*												
F.20	Utah*												
F.24	at BYU*												
M.3	Colorado State*												
M.6	at Air Force*												

**► Horton Career Statistics**

Year	G-GS	Min.-Avg.	FG-FGA	Pct.	3P-3PA	Pct.	FT-FTA	Pct.	OR	DR	Reb	Avg.	PF-D	AT	TO	BS	ST	Pts	Avg.
08-09	17-0	44-2.6	1-8	.125	0-1	.000	2-5	.400	1	2	3	0.2	4-0	3	4	0	0	4	0.2
09-10	5-0	29-5.8	2-5	.400	0-1	.000	1-5	.200	1	2	3	0.6	2-0	2	1	0	1	5	1.0
<b>Totals</b>	<b>22-0</b>	<b>73-3.3</b>	<b>3-13</b>	<b>.231</b>	<b>0-2</b>	<b>.000</b>	<b>3-10</b>	<b>.300</b>	<b>2</b>	<b>4</b>	<b>6</b>	<b>0.3</b>	<b>6-0</b>	<b>5</b>	<b>5</b>	<b>0</b>	<b>1</b>	<b>9</b>	<b>0.4</b>

**Career Highs**

**Points**  
Career 13 at UCSB (12-5-09)

**Rebounds**  
Career 13 vs. Santa Clara (11-19-09)

**Assists**  
Career 4 vs. Santa Clara (11-19-09)

**Field Goals**  
Career 6 at UCSB (12-5-09)

**Field Goals Attempted**  
Career 13 vs. NAU (11-28-09)

**Three-Point Field Goals**  
Career 1 at UCSB (12-5-09)  
1 vs. Santa Clara (11-19-09)

**Three-Point FG Attempted**  
Career 4 vs. Santa Clara (11-19-09)

**Free Throws**  
Career 4 at Pacific (11-25-09)

**Free Throws Attempted**  
Career 4 at Pacific (11-25-09)

**Steals**  
Career 3 at Fresno St. (11-23-09)

**Blocked Shots**  
Career 2 at UCSB (12-5-09)

**Minutes Played**  
Career 37 at San Diego (12-2-09)

# 15 • Kawhi Leonard

**Forward • 6-7 • 225 • Freshman • Riverside, Calif. (King High)**



Logged a 10-point performance against Northern Arizona (11-28-09), for his first career double-digit scoring game of his career... Set a career high in points with 13 at UC Santa Barbara (12-5-09), while grabbing a game-high nine rebounds and blocking a career-best two shots... Has seven or more rebounds in seven of eight games this season... Posted two double-digit rebound games this season, including a career-high 13 vs. Santa Clara (11-19-09)... Has just seven turnovers in his last six games... Has at least one steal in six of eight games this season, including the first four contests of the season... Missed the first free throw of his college career and responded by making his next seven attempts (broken at San Diego)... Went for eight points and seven rebounds in a career-high 37 minutes at San Diego (12-2-09).

**2009-10 Game-By-Game Statistics**

Date	Opponent	S	MP	FG-FGA	3FG-FGA	FT-FTA	REB	PF	A	TO	BK	S	TP
N.14	UC San Diego	S	28	4-7	0-0	0-0	8	1	3	6	0	1	8
N.16	at Saint Mary's	S	22	2-9	0-2	0-0	7	4	0	2	0	1	4
N.19	Santa Clara	S	28	4-9	1-4	0-0	13	1	4	1	0	2	9
N.23	at Fresno State	S	24	2-9	0-3	1-2	7	3	0	0	1	3	5
N.25	at Pacific	S	31	1-5	0-3	4-4	3	3	2	2	0	0	6
N.28	Northern Arizona	S	29	4-13	0-2	2-2	10	2	1	1	1	2	10
D.2	at San Diego	S	37	4-7	0-1	0-1	7	1	2	2	0	2	8
D.5	at UC Santa Barbara	S	31	6-9	1-3	0-0	9	3	2	1	2	0	13
D.9	Cal State Fullerton												
D.12	Arizona												
D.19	at Arizona State												
D.22	at Drake												
D.29	UC Riverside												
D.31	Pomona-Pitzer												
J.5	New Mexico*												
J.9	at Wyoming*												
J.13	at UNLV*												
J.16	TCU*												
J.19	at Utah*												
J.23	BYU*												
J.30	at Colorado State*												
F.2	Air Force*												
F.6	at New Mexico*												
F.10	Wyoming*												
F.13	UNLV*												
F.16	at TCU*												
F.20	Utah*												
F.24	at BYU*												
M.3	Colorado State*												
M.6	at Air Force*												

**► Leonard Career Statistics**

Year	G-GS	Min.-Avg.	FG-FGA	Pct.	3P-3PA	Pct.	FT-FTA	Pct.	OR	DR	Reb	Avg.	PF-D	AT	TO	BS	ST	Pts	Avg.
09-10	8-7	230-28.8	27-68	.397	2-18	.111	7-9	.778	16	48	64	8.0	18-0	14	15	4	11	63	7.9

**Season/Career Highs**

**Points**  
 Season 4 vs. UCSD (11-14-09)  
 Career 4 vs. UCSD (11-14-09)

**Rebounds**  
 Season 1 vs. NAU (11-28-09)  
 1 vs. UCSD (11-14-09)  
 Career 2 vs. Air Force (2-7-09)

**Assists**  
 Season --  
 Career 1 vs. Ark.-PB (12-29-08)

**Field Goals**  
 Season 1 vs. UCSD (11-14-09)  
 Career 1 vs. UCSD (11-14-09)

**Field Goals Attempted**  
 Season 1 vs. UCSD (11-14-09)  
 1 vs. NAU (11-28-09)  
 Career 1 vs. NAU (11-28-09)  
 1 vs. UCSD (11-14-09)  
 1 vs. Ark.-PB (12-29-08)  
 1 vs. UCSB (12-20-08)

**Three-Point Field Goals**  
 Season --  
 Career --

**Three-Point FG Attempted**  
 Season --  
 Career 1 vs. Ark.-PB (12-29-08)

**Free Throws**  
 Season 2 vs. UCSD (11-14-09)  
 Career 2 vs. UCSD (11-14-09)

**Free Throws Attempted**  
 Season 2 vs. NAU (11-28-09)  
 2 vs. UCSD (11-14-09)  
 Career 2 vs. NAU (11-28-09)  
 2 vs. UCSD (11-14-09)

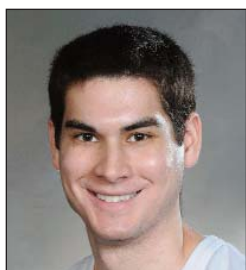
**Steals**  
 Season --  
 Career --

**Blocked Shots**  
 Season --  
 Career --

**Minutes Played**  
 Season 4 vs. NAU (11-28-09)  
 4 vs. Santa Clara (11-19-09)  
 Career 4 vs. NAU (11-28-09)  
 4 vs. Santa Clara (11-19-09)  
 4 vs. Ark.-PB (12-29-08)

# 20 • Jason Deutchman

**Guard • 6-6 • 220 • Junior • Los Angeles, Calif. (Santa Monica High)**



Played in three games this season and 11 games in his career... Scored in two of the three games in which he has seen action this season, including a career-high four points in the season opener against UC San Diego (11-14-09)... Has five points in 11 minutes of action this season after not scoring in 15 minutes of action last season... Has never committed a turnover in 11 career games covering 26 minutes... Has five career points and seven career rebounds.

**2009-10 Game-By-Game Statistics**

Date	Opponent	S	MP	FG-FGA	3FG-FGA	FT-FTA	REB	PF	A	TO	BK	S	TP
N.14	UC San Diego		3	1-1	0-0	2-2	1	0	0	0	0	0	4
N.16	at Saint Mary's					Did Not Travel							
N.19	Santa Clara		4	0-0	0-0	0-0	0	1	0	0	0	0	0
N.23	at Fresno State					Did Not Travel							
N.25	at Pacific					Did Not Travel							
N.28	Northern Arizona		4	0-1	0-0	1-2	1	0	0	0	0	0	1
D.2	at San Diego					Did Not Play - CD							
D.5	at UC Santa Barbara					Did Not Travel							
D.9	Cal State Fullerton												
D.12	Arizona												
D.19	at Arizona State												
D.22	at Drake												
D.29	UC Riverside												
D.31	Pomona-Pitzer												
J.5	New Mexico*												
J.9	at Wyoming*												
J.13	at UNLV*												
J.16	TCU*												
J.19	at Utah*												
J.23	BYU*												
J.30	at Colorado State*												
F.2	Air Force*												
F.6	at New Mexico*												
F.10	Wyoming*												
F.13	UNLV*												
F.16	at TCU*												
F.20	Utah*												
F.24	at BYU*												
M.3	Colorado State*												
M.6	at Air Force*												

**► Deutchman Career Statistics**

Year	G-GS	Min.-Avg.	FG-FGA	Pct.	3P-3PA	Pct.	FT-FTA	Pct.	OR	DR	Reb	Avg.	PF-D	AT	TO	BS	ST	Pts	Avg.
08-09	8-0	15-1.9	0-2	.000	0-1	.000	0-0	.000	0	5	5	0.6	1-0	1	0	1	0	0	0.0
09-10	3-0	11-3.7	1-2	.500	0-0	.000	3-4	.750	0	2	2	0.7	1-0	0	0	0	0	5	1.7
<b>Totals</b>	<b>11-0</b>	<b>26-2.4</b>	<b>1-4</b>	<b>.250</b>	<b>0-1</b>	<b>.000</b>	<b>3-4</b>	<b>.750</b>	<b>0</b>	<b>7</b>	<b>7</b>	<b>0.6</b>	<b>2-0</b>	<b>1</b>	<b>0</b>	<b>1</b>	<b>0</b>	<b>5</b>	<b>0.5</b>

**Career Highs**

**Points**  
Career 12 vs. Santa Clara (11-19-09)

**Rebounds**  
Career 4 at Pacific (11-25-09)

**Assists**  
Career 5 vs. NAU (11-28-09)

**Field Goals**  
Career 5 vs. UCSD (11-14-09)  
5 vs. Santa Clara (11-19-09)  
5 vs. NAU (11-28-09)

**Field Goals Attempted**  
Career 8 vs. UCSD (11-14-09)

**Three-Point Field Goals**  
Career 2 vs. Santa Clara (11-19-09)

**Three-Point Field Goals Attempted**  
Career 4 at Saint Mary's (11-16-09)

**Free Throws**  
Career --

**Free Throws Attempted**  
Career --


**Steals**  
Career 2 vs. UCSD (11-14-09)

**Blocked Shots**  
Career --

**Minutes Played**  
Career 25 vs. UCSD (11-14-09)

# 22 • Chase Tapley

**Guard • 6-2 • 205 • Freshman • Sacramento, Calif. (Sacramento High)**



Played in all eight games this season and earned his first career start against Northern Arizona (11-28-09)... Reached double figures three times this season... Shot 50 percent or better from the field in five games this season, including three of the last four contests... Has never committed more than one turnover in a game and owns a better than 2-to-1 assist to turnover ratio (13 assists, five turnovers)... Made at least one three-point field goal in five of eight games this season... Scored 11 points in his first-ever game vs. UC San Diego (11-14-09)... Had a career-high 12 points on 5-of-6 shooting against Santa Clara (11-19-09)... Scored 11 points and dished a career-high five assists in his start vs. Northern Arizona (11-28-09)... Recorded six points and two rebounds in 15 minutes before leaving the game due to injury (groin) at San Diego (12-2-09).

**2009-10 Game-By-Game Statistics**

Date	Opponent	S	MP	FG-FGA	3FG-FGA	FT-FTA	REB	PF	A	TO	BK	S	TP
N.14	UC San Diego		25	5-8	1-2	0-0	3	1	3	1	0	2	11
N.16	at Saint Mary's		18	1-6	1-4	0-0	1	1	1	0	0	1	3
N.19	Santa Clara		22	5-6	2-2	0-0	2	1	1	1	0	0	12
N.23	at Fresno State		6	0-2	0-1	0-0	0	2	0	1	0	0	0
N.25	at Pacific		18	2-4	1-3	0-0	4	2	3	1	0	0	5
N.28	Northern Arizona	S	22	5-7	1-3	0-0	2	1	5	0	0	1	11
D.2	at San Diego		15	3-5	0-2	0-0	2	1	0	1	0	0	6
D.5	at UC Santa Barbara		22	1-5	0-2	1-2	1	1	0	0	0	1	3
D.9	Cal State Fullerton												
D.12	Arizona												
D.19	at Arizona State												
D.22	at Drake												
D.29	UC Riverside												
D.31	Pomona-Pitzer												
J.5	New Mexico*												
J.9	at Wyoming*												
J.13	at UNLV*												
J.16	TCU*												
J.19	at Utah*												
J.23	BYU*												
J.30	at Colorado State*												
F.2	Air Force*												
F.6	at New Mexico*												
F.10	Wyoming*												
F.13	UNLV*												
F.16	at TCU*												
F.20	Utah*												
F.24	at BYU*												
M.3	Colorado State*												
M.6	at Air Force*												

**▶ Tapley Career Statistics**

Year	G-GS	Min.-Avg.	FG-FGA	Pct.	3P-3PA	Pct.	FT-FTA	Pct.	OR	DR	Reb	Avg.	PF-D	AT	TO	BS	ST	Pts. Avg.
09-10	8-1	148-18.5	22-43	.512	6-19	.316	1-2	.500	4	11	15	1.9	10-0	13	5	0	5	51 6.4

**Season/Career Highs**

**Points**  
 Season 22 at San Diego (12-2-09)  
 Career 22 at San Diego (12-2-09)

**Rebounds**  
 Season 6 vs. NAU (11-28-09)  
 6 at Fresno St. (11-23-09)  
 Career 6 vs. NAU (11-28-09)  
 6 at Fresno St. (11-23-09)

**Assists**  
 Season 7 vs. NAU (11-28-09)  
 Career 7 vs. NAU (11-28-09)

**Field Goals**  
 Season 6 at San Diego (12-2-09)  
 Career 7 vs. Hampton (11-29-08)

**Field Goals Attempted**  
 Season 14 at San Diego (12-2-09)  
 Career 14 at San Diego (12-2-09)

**Three-Point Field Goals**  
 Season 4 at San Diego (12-2-09)  
 Career 6 vs. Hampton (11-29-08)

**Three-Point FG Attempted**  
 Season 9 at Fresno St. (11-23-09)  
 Career 9 at Fresno St. (11-23-09)  
 9 at Air Force (1-3-09)

**Free Throws**  
 Season 6 at San Diego (12-2-09)  
 Career 6 at San Diego (12-2-09)

**Free Throws Attempted**  
 Season 8 at San Diego (12-2-09)  
 Career 8 at San Diego (12-2-09)


**Steals**  
 Season 3 at Pacific (11-25-09)  
 3 vs. Santa Clara (11-19-09)  
 Career 3 at Pacific (11-25-09)  
 3 vs. Santa Clara (11-19-09)  
 3 vs. Utah (1-10-09)  
 3 vs. Ark.-PB (12-29-08)

**Blocked Shots**  
 Season --  
 Career 1 - four times

**Minutes Played**  
 Season 41 at San Diego (12-2-09)  
 Career 41 at San Diego (12-2-09)

# 23 • D.J. Gay

**Guard • 6-0 • 167 • Junior • Sun Valley, Calif. (Poly High)**



Only San Diego State player to start all eight games this season... Has a streak of eight consecutive starts... Played in a team-high 77 consecutive games... His career-long streak of consecutive starts is 25 set over parts of his freshman and sophomore seasons... Has five double-digit scoring games this season and 23 in his career... Led or tied for team-high assist honors five times this season and has now done so 20 times in his career... Enjoyed a career day with a personal-best 22 points (4-8 3FG) in a career-high 41 minutes at San Diego (12-2-09)... Followed his performance at USD with 13 points at UC Santa Barbara (12-5-09)... Had 12 points against Santa Clara (11-19-09)... Has 97 career three-point field goals, one away from tying David Ambramowitz for 10th place in school history... Had at least one steal in the first five games of the season, but had the streak snapped against Northern Arizona (11-28-09)... Had a career-high seven assists against the Lumberjacks... Has one turnover or less in three games this year... 38 of his 75 field-goal attempts are from three-point range.

## 2009-10 Game-By-Game Statistics

Date	Opponent	S	MP	FG-FGA	3FG-FGA	FT-FTA	REB	PF	A	TO	BK	S	TP
N.14	UC San Diego	S	30	2-7	0-3	1-2	4	2	4	5	0	2	5
N.16	at Saint Mary's	S	34	3-9	2-3	2-2	1	1	3	1	0	1	10
N.19	Santa Clara	S	28	5-11	0-4	2-2	2	1	4	3	0	3	12
N.23	at Fresno State	S	37	2-12	2-9	0-0	6	2	6	1	0	1	6
N.25	at Pacific	S	26	5-10	1-4	0-0	2	1	1	2	0	3	11
N.28	Northern Arizona	S	25	1-4	0-2	1-2	6	1	7	1	0	0	3
D.2	at San Diego	S	41	6-14	4-8	6-8	1	2	1	2	0	0	22
D.5	at UC Santa Barbara	S	33	4-8	3-5	2-3	1	1	1	7	0	0	13
D.9	Cal State Fullerton												
D.12	Arizona												
D.19	at Arizona State												
D.22	at Drake												
D.29	UC Riverside												
D.31	Pomona-Pitzer												
J.5	New Mexico*												
J.9	at Wyoming*												
J.13	at UNLV*												
J.16	TCU*												
J.19	at Utah*												
J.23	BYU*												
J.30	at Colorado State*												
F.2	Air Force*												
F.6	at New Mexico*												
F.10	Wyoming*												
F.13	UNLV*												
F.16	at TCU*												
F.20	Utah*												
F.24	at BYU*												
M.3	Colorado State*												
M.6	at Air Force*												

## ► Gay Career Statistics

Year	G-GS	Min.-Avg.	FG-FGA	Pct.	3P-3PA	Pct.	FT-FTA	Pct.	OR	DR	Reb	Avg.	PF-D	AT	TO	BS	ST	Pts.	Avg.
07-08	33-26	784-23.8	66-183	.361	45-121	.372	16-25	.640	10	39	49	1.5	41-1	57	40	2	24	193	5.8
08-09	36-23	961-26.7	68-204	.333	40-122	.328	41-58	.707	14	41	55	1.5	34-0	63	44	3	26	217	6.0
09-10	8-8	254-31.8	28-75	.373	12-38	.316	14-19	.737	7	16	23	2.9	11-0	27	22	0	10	82	10.3
<b>Totals</b>	<b>77-57</b>	<b>1999-25.9</b>	<b>162-462</b>	<b>.351</b>	<b>97-281</b>	<b>.345</b>	<b>71-102</b>	<b>.696</b>	<b>31</b>	<b>96</b>	<b>127</b>	<b>1.6</b>	<b>86-1</b>	<b>147</b>	<b>106</b>	<b>5</b>	<b>60</b>	<b>492</b>	<b>6.4</b>

**Season/Career Highs**

**Points**

Season --  
 Career 17 vs. Saint Mary's (12-13-08)  
 17 at N. Colo. (12-3-08)

**Rebounds**

Season --  
 Career 12 vs. UNLV (3-7-09)

**Assists**

Season --  
 Career 4 vs. CSUN (12-22-08)  
 4 at Fresno State (11-11-07)

**Field Goals**

Season --  
 Career 7 vs. Colorado St. (3-4-09)  
 7 vs. Saint Mary's (12-13-08)

**Field Goals Attempted**

Season --  
 Career 11 vs. Saint Mary's (12-13-08)

**Three-Point Field Goals**

Season --  
 Career 2 at N. Colo. (12-3-08)

**Three-Point FG Attempted**

Season --  
 Career 2 vs. Saint Mary's (12-13-08)  
 2 at N. Colo. (12-3-08)  
 2 vs. Arizona St. (11-18-08)

**Free Throws**

Season --  
 Career 4 vs. W. Carolina (11-28-08)  
 4 vs. Portland (11-10-07)

**Free Throws Attempted**

Season --  
 Career 7 vs. W. Carolina (11-28-08)

**Steals**

Season --  
 Career 3 vs. Seattle (11-28-08)

**Blocked Shots**

Season --  
 Career 3 at Air Force (1-3-09)

**Minutes Played**

Season --  
 Career 35 at Air Force (1-3-09)

# 24 • Tim Shelton

**Forward • 6-7 • 248 • Sophomore • Fresno, Calif. (Clovis West High)**



Has yet to play this season due to off-season microfracture knee surgery... It was the third major knee surgery he has endured... Has practiced with the team regularly and is expected to make his return to game action in mid-December.

**2009-10 Game-By-Game Statistics**

Date	Opponent	S	MP	FG-FGA	3FG-FGA	FT-FTA	REB	PF	A	TO	BK	S	TP
N.14	UC San Diego					Did Not Play - Injured							
N.16	at Saint Mary's					Did Not Play - Injured							
N.19	Santa Clara					Did Not Play - Injured							
N.23	at Fresno State					Did Not Play - Injured							
N.25	at Pacific					Did Not Play - Injured							
N.28	Northern Arizona					Did Not Play - Injured							
D.2	at San Diego					Did Not Play - Injured							
D.5	at UC Santa Barbara					Did Not Play - Injured							
D.9	Cal State Fullerton												
D.12	Arizona												
D.19	at Arizona State												
D.22	at Drake												
D.29	UC Riverside												
D.31	Pomona-Pitzer												
J.5	New Mexico*												
J.9	at Wyoming*												
J.13	at UNLV*												
J.16	TCU*												
J.19	at Utah*												
J.23	BYU*												
J.30	at Colorado State*												
F.2	Air Force*												
F.6	at New Mexico*												
F.10	Wyoming*												
F.13	UNLV*												
F.16	at TCU*												
F.20	Utah*												
F.24	at BYU*												
M.3	Colorado State*												
M.6	at Air Force*												

**► Shelton Career Statistics**

Year	G-GS	Min.-Avg.	FG-FGA	Pct.	3P-3PA	Pct.	FT-FTA	Pct.	OR	DR	Reb	Avg.	PF-D	AT	TO	BS	ST	Pts	Avg.
07-08	4-3	113-28.3	16-29	.552	1-3	.333	7-9	.778	7	12	19	4.8	9-0	6	6	2	5	40	10.0
08-09	34-13	780-22.9	105-209	.502	8-25	.320	49-87	.563	73	88	161	4.7	75-3	43	32	11	21	267	7.9
09-10	0-0	0-0.0	0-0	.000	0-0	.000	0-0	.000	0	0	0	0.0	0-0	0	0	0	0	0	0.0
<b>Totals</b>	<b>38-16</b>	<b>893-23.5</b>	<b>121-238</b>	<b>.508</b>	<b>9-28</b>	<b>.321</b>	<b>56-96</b>	<b>.583</b>	<b>80</b>	<b>100</b>	<b>180</b>	<b>4.7</b>	<b>84-3</b>	<b>49</b>	<b>38</b>	<b>13</b>	<b>26</b>	<b>307</b>	<b>8.1</b>

**Season/Career Highs**

**Points**

Season 22 at Fresno St. (11-23-09)  
 Career 24 vs. Wyoming (2-14-09)

**Rebounds**

Season 9 at San Diego (12-2-09)  
 Career 12 at Wyoming (2-19-08)

**Assists**

Season 1 at UCSB (12-5-09)  
 1 at San Diego (12-2-09)  
 1 vs. NAU (11-28-09)  
 1 at Pacific (11-25-09)  
 1 at Fresno St. (11-23-09)  
 1 vs. Santa Clara (11-19-09)  
 Career 4 vs. Air Force (2-7-09)  
 4 vs. W. Mich. (12-1-07)

**Field Goals**

Season 8 at Pacific (11-25-09)  
 8 at Fresno St. (11-23-09)  
 Career 12 vs. Wyoming (2-14-09)

**Field Goals Attempted**

Season 14 at Pacific (11-25-09)  
 Career 14 at Pacific (11-25-09)

**Three-Point Field Goals**

Season 2 at Pacific (11-25-09)  
 Career 2 at Pacific (11-25-09)

**Three-Point FG Attempted**

Season 2 at Pacific (11-25-09)  
 Career 2 at Pacific (11-25-09)

**Free Throws**

Season 6 at Fresno State (11-23-09)  
 Career 6 at Fresno State (11-23-09)

**Free Throws Attempted**

Season 7 vs. Santa Clara (11-19-09)  
 Career 7 vs. Santa Clara (11-19-09)  
 7 vs. Utah (1-10-09)

**Steals**

Season 2 at San Diego (12-2-09)  
 2 vs. NAU (11-28-09)  
 2 at Pacific (11-25-09)  
 2 vs. Santa Clara (11-19-09)  
 Career 4 vs. TCU (1-5-08)  
 4 at LMU (11-28-07)  
 4 at San Diego (11-19-07)

**Blocked Shots**

Season 2 at San Diego (12-2-09)  
 Career 4 vs. Wyoming (2-14-09)  
 4 vs. BYU (2-23-08)  
 4 at Colorado St. (1-29-08)

**Minutes Played**

Season 43 at San Diego (12-2-09)  
 Career 43 at San Diego (12-2-09)

# 32 • Billy White

**Forward • 6-8 • 235 • Junior • Las Vegas, Nev. (Green Valley High)**



Ranks 25th nationally in field goal percentage according to the NCAA through games of Nov. 30... Played in seven consecutive games and started six straight games after missing the exhibition games, the season-opening game and much of the opening two weeks of practice with a wrist injury... Scored in double figures five times this season and had done so a career-best nine consecutive games dating back to last season until it was broke at San Diego (12-2-09)... Made a career-best 12 straight free-throw attempts (broken at USD)... Has an assist in six straight games, which matches the longest streak of his career... Has led San Diego State in scoring three times this season after doing so seven times in his first two seasons combined... Has shot 50 percent or better from the floor in six consecutive games... Had eight points and a season-high nine rebounds at San Diego (12-2-09).

## 2009-10 Game-By-Game Statistics

Date	Opponent	S	MP	FG-FGA	3FG-FGA	FT-FTA	REB	PF	A	TO	BK	S	TP
N.14	UC San Diego												
Did Not Play - Injured													
N.16	at Saint Mary's		25	5-11	0-0	0-2	7	4	0	3	1	0	10
N.19	Santa Clara	S	26	7-11	0-0	3-7	8	2	1	0	1	2	17
N.23	at Fresno State	S	35	8-10	0-0	6-6	8	0	1	2	0	1	22
N.25	at Pacific	S	32	8-14	2-2	2-2	4	4	1	0	1	2	20
N.28	Northern Arizona	S	17	4-4	0-0	4-4	2	2	1	3	1	2	12
D.2	at San Diego	S	43	4-5	0-1	0-3	9	3	1	3	2	2	8
D.5	at UC Santa Barbara	S	23	1-2	0-0	2-2	3	4	1	3	0	1	4
D.9	Cal State Fullerton												
D.12	Arizona												
D.19	at Arizona State												
D.22	at Drake												
D.29	UC Riverside												
D.31	Pomona-Pitzer												
J.5	New Mexico*												
J.9	at Wyoming*												
J.13	at UNLV*												
J.16	TCU*												
J.19	at Utah*												
J.23	BYU*												
J.30	at Colorado State*												
F.2	Air Force*												
F.6	at New Mexico*												
F.10	Wyoming*												
F.13	UNLV*												
F.16	at TCU*												
F.20	Utah*												
F.24	at BYU*												
M.3	Colorado State*												
M.6	at Air Force*												

## ► White Career Statistics

Year	G-GS	Min.-Avg.	FG-FGA	Pct.	3P-3PA	Pct.	FT-FTA	Pct.	OR	DR	Reb	Avg.	PF-D	AT	TO	BS	ST	Pts	Avg.
07-08	33-28	946-28.7	118-192	.615	0-2	.000	43-67	.642	74	121	195	5.9	105-5	34	53	25	47	279	8.5
08-09	33-30	746-22.6	124-187	.663	0-1	.000	44-66	.667	53	73	126	3.8	79-2	26	43	26	31	292	8.8
09-10	7-6	201-28.7	37-57	.649	2-3	.667	17-26	.654	23	18	41	5.9	19-0	6	14	6	10	93	13.3
<b>Totals</b>	<b>73-64</b>	<b>1893-25.9</b>	<b>279-436</b>	<b>.640</b>	<b>2-6</b>	<b>.333</b>	<b>104-159</b>	<b>.654</b>	<b>150</b>	<b>212</b>	<b>362</b>	<b>4.9</b>	<b>203-7</b>	<b>66</b>	<b>110</b>	<b>57</b>	<b>88</b>	<b>664</b>	<b>9.1</b>

**Season/Career Highs**

**Points**  
 Season 11 vs. NAU (11-28-09)  
 11 vs. Santa Clara (11-19-09)  
 Career 19 vs. Saint Mary's (12-8-07)

**Rebounds**  
 Season 3 vs. UCSD (11-14-09)  
 Career 6 vs. Air Force (2-6-08)  
 6 at New Mexico (1-12-08)  
 6 at LMU (11-28-07)

**Assists**  
 Season 3 vs. UCSD (11-14-09)  
 Career 3 vs. UCSD (11-14-09)  
 3 vs. Alabama St. (12-27-04)

**Field Goals**  
 Season 4 vs. Santa Clara (11-19-09)  
 Career 8 vs. Saint Mary's (12-8-07)

**Field Goals Attempted**  
 Season 8 vs. Santa Clara (11-19-09)  
 Career 12 at TCU (2-9-08)  
 12 vs. Saint Mary's (12-8-07)  
 12 vs. UCR (12-4-07)

**Three-Point Field Goals**  
 Season 3 vs. Santa Clara (11-19-09)  
 Career 5 at California (11-24-07)

**Three-Point Field Goals Attempted**  
 Season 6 vs. Santa Clara (11-19-09)  
 Career 9 at California (11-24-07)

**Free Throws**  
 Season 4 vs. NAU (11-28-09)  
 Career 6 at Arizona (12-22-07)

**Free Throws Attempted**  
 Season 6 vs. NAU (11-28-09)  
 Career 6 vs. NAU (11-28-09)  
 6 at Arizona (12-22-07)


**Steals**  
 Season 1 vs. NAU (11-28-09)  
 1 at Fresno St. (11-23-09)  
 1 vs. Santa Clara (11-19-09)  
 1 vs. UCSD (11-14-09)  
 Career 3 Seven times

**Blocked Shots**  
 Season 1 vs. Santa Clara (11-19-09)  
 Career 1 vs. Santa Clara (11-19-09)  
 1 vs. Air Force (2-6-08)  
 1 at Fresno St. (1-15-05)  
 1 vs. Tulsa (1-8-05)

**Minutes Played**  
 Season 25 vs. UCSD (11-14-09)  
 Career 27 vs. No. Colo. (1-9-08)

# 40 • Kelvin Davis

**Guard • 6-3 • 220 • Senior • Waterbury, Conn. (College of So. Idaho)**



Was the 2009 recipient of the USBWA's Most Courageous Award... Made two three-point field goals en route to 10 points in his return to college basketball against UC San Diego (11-14-09)... Has 10 or more points three times this season and 14 times in his career... Has a three-point field goal in seven of eight games this season... Has made multiple treys in five of eight games this season... 10 of his 17 made field goals this season are from behind the arc... Entered the season with six career starts but has already earned the starting nod four times this season... Posted 11 points against Santa Clara (11-19-09) and Northern Arizona (11-28-09).

## 2009-10 Game-By-Game Statistics

Date	Opponent	S	MP	FG-FGA	3FG-FGA	FT-FTA	REB	PF	A	TO	BK	S	TP
N.14	UC San Diego	S	25	3-5	2-4	2-3	3	1	3	2	0	1	10
N.16	at Saint Mary's	S	21	2-3	1-1	0-0	2	2	0	1	0	0	5
N.19	Santa Clara	S	16	4-8	3-6	0-0	2	3	0	1	1	1	11
N.23	at Fresno State		23	2-7	1-4	0-0	2	0	1	2	0	1	5
N.25	at Pacific		17	1-4	1-3	0-1	0	4	2	1	0	0	3
N.28	Northern Arizona	S	17	3-7	1-5	4-6	2	3	0	1	0	1	11
D.2	at San Diego		17	2-3	1-2	2-2	1	1	1	2	0	0	7
D.5	at UC Santa Barbara		11	0-6	0-6	0-0	1	3	1	2	0	0	0
D.9	Cal State Fullerton												
D.12	Arizona												
D.19	at Arizona State												
D.22	at Drake												
D.29	UC Riverside												
D.31	Pomona-Pitzer												
J.5	New Mexico*												
J.9	at Wyoming*												
J.13	at UNLV*												
J.16	TCU*												
J.19	at Utah*												
J.23	BYU*												
J.30	at Colorado State*												
F.2	Air Force*												
F.6	at New Mexico*												
F.10	Wyoming*												
F.13	UNLV*												
F.16	at TCU*												
F.20	Utah*												
F.24	at BYU*												
M.3	Colorado State*												
M.6	at Air Force*												

## ► Davis Career Statistics

\* at UTEP

Year	G-GS	Min.-Avg.	FG-FGA	Pct.	3P-3PA	Pct.	FT-FTA	Pct.	OR	DR	Reb	Avg.	PF-D	AT	TO	BS	ST	Pts.	Avg.
04-05*	24-1	149-6.2	15-42	.357	7-22	.318	6-10	.600	3	15	18	0.8	20-1	16	10	3	12	43	1.8
07-08	33-5	670-20.3	90-210	.429	39-117	.333	30-54	.556	24	64	88	2.7	67-1	26	51	1	41	249	7.5
08-09	8-0	85-10.6	8-24	.333	4-14	.286	0-3	.000	3	11	14	1.8	7-0	4	7	0	6	20	2.5
09-10	8-4	147-18.4	17-43	.395	10-31	.323	8-12	.667	3	10	13	1.6	17-0	8	12	1	4	52	6.5
<b>Totals</b>	<b>73-10</b>	<b>1051-14.4</b>	<b>130-319</b>	<b>.408</b>	<b>60-184</b>	<b>.326</b>	<b>44-79</b>	<b>.557</b>	<b>33</b>	<b>100</b>	<b>133</b>	<b>1.8</b>	<b>111-2</b>	<b>54</b>	<b>80</b>	<b>5</b>	<b>63</b>	<b>364</b>	<b>4.9</b>

# 2009-10 San Diego State Schedule/Results

**Record: 6-2 (Home: 3-0, Away: 3-2, Neutral: 2-1)**  
**Mountain West Conference: 0-0 (Home: 0-0, Away: 0-0)**

Date	Opp. NR	Opponent (SDSU NR)	SDSU Result	W-L	Record	MWC	San Diego State High			
							Scorer	Rebounder	Assists	Attendance
Nov. 14		UC SAN DIEGO (--/RV)	W 77-52	W1	1-0		Thomas - 20	Thomas - 9	Gay - 4	5,520
Nov. 16	(--/RV)	at Saint Mary's (--/RV)	L 58-80	L1	1-1		Thomas - 14	Thomas - 8	Gay - 3	2,774
Nov. 19		~SANTA CLARA (--/RV)	W 86-53	W1	2-1		White - 17	Leonard - 13	Gay/Leonard - 4	5,401
Nov. 23		~at Fresno State	W 62-58	W2	3-1		White - 22	White - 8	Gay - 6	8,041
Nov. 25		~at Pacific	L 63-71	L1	3-2		White - 20	Thomas - 8	Tapley - 3	2,705
Nov. 28		~NORTHERN ARIZONA	W 89-48	W1	4-2		Thomas - 21	Leonard/Thomas - 10	Gay - 7	4,390
Dec. 2		at San Diego	W-ot 69-62	W2	5-2		Gay - 22	Thomas - 10	Shelley - 3	4,662
Dec. 5		at UC Santa Barbara	W 69-61	W3	6-2		Shelley - 17	Leonard - 9	Thomas - 3	2,513
Dec. 9		CAL STATE FULLERTON								
Dec. 12		ARIZONA								
Dec. 19		at Arizona State								
Dec. 22		at Drake								
Dec. 29		UC RIVERSIDE								
Dec. 31		POMONA-PITZER								
Jan. 5		*NEW MEXICO								
Jan. 9		*at Wyoming								
Jan. 13		*at UNLV								
Jan. 16		*TCU								
Jan. 19		*at Utah								
Jan. 23		*BRIGHAM YOUNG								
Jan. 30		*at Colorado State								
Feb. 2		*AIR FORCE								
Feb. 6		*at New Mexico								
Feb. 10		*WYOMING								
Feb. 13		*UNLV								
Feb. 16		*at TCU								
Feb. 20		*UTAH								
Feb. 24		*at Brigham Young								
Mar. 3		*COLORADO STATE								
Mar. 6		*at Air Force								
Mar. 10-13		at Conoco MWC Championships (Thomas & Mack Center; Las Vegas, Nev.)								

Caps denotes home game. ~ - West Coast Classic. \* - Mountain West Conference Game. ` - Conoco Mountain West Conference Championships (Thomas & Mack Center; Las Vegas, Nev.). c - Indicates capacity crowd. Opp NR - Indicates Opponent national ranking listed after opponent name (*Associated Press* and *ESPN/USA Today* coaches polls at gametime). 1R - First Round; QF - Quarterfinal; SF - Semifinal; CH - Championship. Opponent seed listed left of team name. Time to the right of opponent name indicates time remaining on a game-winning shot.

## Record/Attendance Summary

	G	W-L	Total	Average	High
Home	3	3-0	15,311	5,104	5,520 vs. UC San Diego (Nov. 14)
Mountain West					
Away	5	3-2	20,695	4,139	8,041 at Fresno State (Nov. 23)
Mountain West					
Neutral					
Total	8	6-2	36,006	4,501	8,041 at Fresno State (Nov. 23)
Mountain West					

## Win/Loss Margin

	1	2	3	4	5	6	7	8	9	10	11	12	13	14	15	16	17	18	19	20	22	25	33	41	=<3	=<5	=<10
Win				1				1	1													1	1	1	0	1	3
Loss								1													1				0	0	1

# 2009-10 San Diego State Season Stats

**Record: 6-2 (Home: 3-0, Away: 3-2, Neutral: 2-1)**

No.	Player	G	P	GS	Min	Avg	TOTAL		3-PTS		FT-FTA		REBOUNDS		PF	FO	A	TO	Blk	Stl	Pts	Avg	
							FG-FGA	Pct	3FG-FGA	Pct	Pct	Pct	Off	Def									Tot
04	THOMAS, Malcolm	8	7	243	30.4	37-59	.627	0-0	.000	21-38	.553	24	32	56	7.0	20	0	12	14	9	6	95	11.9
32	WHITE, Billy	7	6	201	28.7	37-57	.649	2-3	.667	17-26	.654	23	18	41	5.9	19	0	6	14	6	10	93	13.3
03	SHELLEY, Tyrone	7	4	180	25.7	32-67	.478	10-30	.333	15-26	.577	10	23	33	4.7	9	0	12	12	5	14	89	12.7
23	GAY, D.J.	8	8	254	31.8	28-75	.373	12-38	.316	14-19	.737	7	16	23	2.9	11	0	27	22	0	10	82	10.3
15	LEONARD, Kawhi	8	7	230	28.8	27-68	.397	2-18	.111	7-9	.778	16	48	64	8.0	18	0	14	15	4	11	63	7.9
40	DAVIS, Kelvin	8	4	147	18.4	17-43	.395	10-31	.323	8-12	.667	3	10	13	1.6	17	0	8	12	1	4	52	6.5
22	TAPLEY, Chase	8	1	148	18.5	22-43	.512	6-19	.316	1-2	.500	4	11	15	1.9	10	0	13	5	0	5	51	6.4
05	CARLWELL, Brian	8	3	135	16.9	14-24	.583	0-0	.000	3-6	.500	11	13	24	3.0	20	1	1	9	3	4	31	3.9
00	WILLIAMS, Alec	5	0	47	9.4	3-9	.333	0-2	.000	1-2	.500	1	6	7	1.4	6	0	2	1	0	0	7	1.4
10	HORTON, Bryan	5	0	29	5.8	2-5	.400	0-1	.000	1-5	.200	1	2	3	0.6	2	0	2	1	0	1	5	1.0
20	DEUTCHMAN, Jason	3	0	11	3.7	1-2	.500	0-0	.000	3-4	.750	0	2	2	0.7	1	0	0	0	0	0	5	1.7
TEAM												7 17		24 3.0		0						1 0	
SDSU TOTALS		8				220-452 .487		42-142 .296		91-149 .611		107 198		305 38.1 133 1		97 106		28 65		573 71.6			
OPPONENTS		8				170-455 .374		55-175 .314		90-123 .732		102 157		259 32.4 132 -		95 109		22 56		485 60.6			

SCORE BY PERIODS:	1st	2nd	OT	2OT	Total
SAN DIEGO STATE	244	312	17		- 573
OPPONENTS	235	240	10		- 485

## 2009-10 Team Game-By-Game

Opponent	Site/Date	FG-FGA	Pct	3P-3PA	Pct	FT-FTA	Pct	Off-Def	Tot	PF	AT	TO	BS	ST	1st-2nd	Pts
at SDSU	H	32-54	.593	3-9	.333	10-20	.500	10-33	43	11	16	20	3	9	31-46	77
UC San Diego	11/14	22-64	.344	6-30	.200	2-7	.286	9-19	28	16	10	14	0	6	28-24	52
SDSU	A	20-56	.357	4-12	.333	14-20	.700	12-24	36	16	7	14	2	6	21-37	58
at Saint Mary's	11/16	28-65	.431	13-29	.448	11-15	.733	15-25	40	18	17	10	10	9	42-38	80
at SDSU	H	35-66	.530	8-22	.364	8-17	.471	17-28	45	19	16	14	6	11	38-48	86
Santa Clara	11/19	18-65	.277	4-19	.211	13-16	.813	20-17	37	14	10	19	4	7	22-31	53
SDSU	A	21-55	.382	7-25	.280	13-17	.765	15-21	36	14	11	12	1	8	25-37	62
at Fresno State	11/23	24-51	.471	5-18	.278	5-8	.625	8-21	29	15	18	14	2	7	29-29	58
SDSU	A	23-53	.434	7-20	.350	10-15	.667	14-15	29	22	9	10	2	7	29-34	63
at Pacific	11/25	25-49	.510	4-12	.333	17-23	.739	14-21	35	16	12	11	3	5	42-29	71
at SDSU	H	36-64	.563	3-16	.188	14-24	.583	16-27	43	19	19	7	3	12	45-44	89
Northern Arizona	11/28	13-49	.265	4-24	.167	18-19	.947	8-15	23	20	6	16	1	5	18-30	48
SDSU	A	26-51	.510	5-18	.278	12-18	.667	10-28	38	15	8	13	6	8	27-25-17	69
at San Diego	12/2	21-61	.344	11-25	.440	9-13	.692	14-19	33	16	11	11	2	8	28-24-10	62
SDSU	A	27-53	.509	5-20	.250	10-18	.556	13-22	35	17	11	16	5	4	28-41	69
at UC Santa Barbara	12/5	19-51	.373	8-18	.444	15-22	.682	14-20	34	17	11	14	0	9	26-35	61
at SDSU	H															
CS Fullerton	12/9															

## 2009-10 Individual Game-By-Game (Points/Rebs./Asts.)

Opponent	Result	0	3	4	5	10	15	20	22	23	24	32	40
		Alec Williams	Tyrone Shelley	Malcolm Thomas	Brian Carlwell	Bryan Horton	Kawhi Leonard	Jason Deutchman	Chase Tapley	D.J. Gay	Tim Shelton	Billy White	Kelvin Davis
UC SAN DIEGO	W, 77-52	6/7/1	INJ	20/9/1	9/5/0	4/1/1	8/8/3	4/1/0	11/3/3	5/4/4	INJ	INJ	10/3/3
at Saint Mary's	L, 58-80	0/0/0	6/6/2	14/8/1	6/1/0	0/0/0	4/7/0	DNT	3/1/1	10/1/3	INJ	10/7/0	5/2/0
~SANTA CLARA	W, 86-53	1/0/1	12/4/1	6/4/3	6/6/0	0/1/1	9/13/4	0/0/0	12/2/1	12/2/4	INJ	17/8/1	11/2/0
~at Fresno State	W, 62-58	CD	17/6/2	3/3/1	4/2/0	CD	5/7/0	DNT	0/0/0	6/6/6	INJ	22/8/1	5/2/1
~at Pacific	L, 63-71	0/0/0	10/2/0	8/8/0	0/3/0	0/0/0	6/3/2	DNT	5/4/3	11/2/1	INJ	20/4/1	3/0/2
~NORTHERN ARIZONA	W, 89-48	0/0/0	17/1/2	21/10/3	2/4/0	1/1/0	10/10/1	1/1/0	11/2/5	3/6/7	INJ	12/2/1	11/2/0
at San Diego	W-ot, 69-62	INJ	10/6/3	8/10/0	0/0/0	CD	8/7/2	DNP	6/2/0	22/1/1	INJ	8/9/1	7/1/1
at UC Santa Barbara	W, 69-61	INJ	17/8/2	15/4/3	4/3/1	CD	13/9/2	DNT	3/1/0	13/1/1	INJ	4/3/1	0/1/1

CAL STATE FULLERTON

ARIZONA

at Arizona State

at Drake

UC RIVERSIDE

POMONA-PITZER

\*NEW MEXICO

\*at Wyoming

\*at UNLV

\*TCU

\*at Utah

\*BRIGHAM YOUNG

\*at Colorado State

\*AIR FORCE

\*at New Mexico

\*WYOMING

\*UNLV

\*at TCU

\*UTAH

\*at Brigham Young

\*COLORADO STATE

\*at Air Force

\* - Indicates starter. CD - Did Not Play-Coach's Decision. DND - Did Not Dress. DNT - Did Not Travel. INJ - Did Not Play-Injured. ~ - West Coast Classic. ^ - Mountain West Conference Championships (Thomas & Mack Center; Las Vegas, Nev.).

## 2009-10 Starting Lineups

F	F	C	G	G	W-L	Record As SDSU Starter	Season	Career
Leonard	Thomas	Carlwell	Davis	Gay	1-1	Brian Carlwell	2-1	2-1
Leonard	White	Carlwell	Davis	Gay	1-0	Mehdi Cheriet		2-0
Shelley	White	Thomas	Leonard	Gay	3-1	Kelvin Davis	3-1	6-3
Tapley	White	Thomas	Davis	Gay	1-0	D.J. Gay	6-2	40-17
						Kawhi Leonard	5-2	5-2
						Tyrone Shelley	3-1	3-1
						Tim Shelton		13-3
						Chase Tapley	1-0	1-0
						Malcolm Thomas	5-2	5-2
						Billy White	5-1	42-22

# San Diego State Season/Career Highs

## #0 • ALEC WILLIAMS

	Season/Career
Points	6 vs. UC San Diego, 11-14-09
Rebounds	7 vs. UC San Diego, 11-14-09
Assists	1 - two times
Steals	-
Blocked Shots	-
Minutes	21 vs. UC San Diego, 11-14-09

## #3 • TYRONE SHELLEY

	Season	Career
Points	17 - three times	34 vs. CS Northridge, 11-17-07
Rebounds	8 at UC Santa Barbara, 12-5-09	14 - two times
Assists	3 at San Diego, 12-2-09	3 - two times
Steals	4 vs. Northern Arizona, 11-28-09	4 - four times
Blocked Shots	3 at San Diego, 12-2-09	4 vs. Gonzaga, 1-14-08
Minutes	31 at Fresno State, 11-23-09	36 - three times

## #4 • MALCOLM THOMAS

	Season	Career
Points	21 vs. Northern Arizona, 11-28-09	22 at Oregon, 11-10-07
Rebounds	10 - two times	16 vs. Long Beach State, 11-21-07
Assists	3 - three times	4 - six times
Steals	2 at Fresno State, 11-23-09	2 - three times
Blocked Shots	3 vs. Santa Clara, 11-19-09	6 vs. San Diego, 2-4-08
Minutes	38 at San Diego, 12-2-09	42 vs. Portland, 3-7-08

## #5 • BRIAN CARLWELL

	Season	Career
Points	9 vs. UC San Diego, 11-14-09	9 vs. UC San Diego, 11-14-09
Rebounds	6 vs. Santa Clara, 11-19-09	6 - two times
Assists	1 at UC Santa Barbara, 12-5-09	2 vs. Georgia Southern, 11-17-06
Steals	2 vs. UC San Diego, 11-14-09	2 vs. UC San Diego, 11-14-09
Blocked Shots	2 at UC Santa Barbara, 12-5-09	3 vs. Ohio State, 1-6-07
Minutes	27 vs. UC San Diego, 11-14-09	27 vs. UC San Diego, 11-14-09

## #10 • BRYAN HORTON

	Season	Career
Points	4 vs. UC San Diego, 11-14-09	4 vs. UC San Diego, 11-14-09
Rebounds	1 - three times	1 - six times
Assists	1 - two times	1 - five times
Steals	1 vs. Northern Arizona, 11-28-09	1 vs. Northern Arizona, 11-28-09
Blocked Shots	-	-
Minutes	12 vs. UC San Diego, 11-14-09	12 vs. UC San Diego, 11-14-09

## #15 • KAWHI LEONARD

	Season/Career
Points	13 at UC Santa Barbara, 12-5-09
Rebounds	13 vs. Santa Clara, 11-19-09
Assists	4 vs. Santa Clara, 11-19-09
Steals	3 at Fresno State, 11-23-09
Blocked Shots	2 at UC Santa Barbara, 12-5-09
Minutes	37 at San Diego, 12-2-09

## #20 • JASON DEUTCHMAN

	Season	Career
Points	4 vs. UC San Diego, 11-14-09	4 vs. UC San Diego, 11-14-09
Rebounds	1 - two times	2 vs. Air Force, 2-7-09
Assists	-	1 vs. Ark.-PB, 12-29-08
Steals	-	-
Blocked Shots	-	-
Minutes	4 - two times	4 - three times

## #22 • CHASE TAPLEY

	Season/Career
Points	12 vs. Santa Clara, 11-19-09
Rebounds	4 at Pacific, 11-25-09
Assists	5 vs. Northern Arizona, 11-28-09
Steals	2 vs. UC San Diego, 11-14-09
Blocked Shots	-
Minutes	25 vs. UC San Diego, 11-14-09

## #23 • D.J. GAY

	Season	Career
Points	22 at San Diego, 12-2-09	22 at San Diego, 12-2-09
Rebounds	6 - two times	6 - two times
Assists	7 vs. Northern Arizona, 11-28-09	7 vs. Northern Arizona, 11-28-09
Steals	3 - two times	3 - four times
Blocked Shots	-	1 - four times
Minutes	41 at San Diego, 12-2-09	41 at San Diego, 12-2-09

## #24 • TIM SHELTON

	Season	Career
Points	-	17 - two times
Rebounds	-	12 vs. UNLV, 3-7-09
Assists	-	4 - two times
Steals	-	3 vs. Seattle, 11-28-08
Blocked Shots	-	3 at Air Force, 1-3-09
Minutes	35 at Air Force, 1-3-09	35 at Air Force, 1-3-09

## #32 • BILLY WHITE

	Season	Career
Points	22 at Fresno State, 11-23-09	24 vs. Wyoming, 2-14-09
Rebounds	9 at San Diego, 12-2-09	12 at Wyoming, 2-19-08
Assists	1 - six times	4 - two times
Steals	2 - four times	4 - three times
Blocked Shots	2 at San Diego, 12-2-09	4 - three times
Minutes	43 at San Diego, 12-2-09	43 at San Diego, 12-2-09

## #40 • KELVIN DAVIS

	Season	Career
Points	11 - two times	19 vs. Saint Mary's, 12-8-07
Rebounds	3 vs. UC San Diego, 11-14-09	6 - three times
Assists	3 vs. UC San Diego, 11-14-09	3 - two times
Steals	1 - four times	3 - seven times
Blocked Shots	1 vs. Santa Clara, 11-19-08	1 - four times
Minutes	25 vs. UC San Diego, 11-14-09	27 vs. Northern Colorado, 1-9-08

# 2009-10 Miscellaneous Statistics

San Diego State's Record When...			
Category	2009-10 Season	Fisher Era	SDSU Streak
Home	3-0	115-46	Won 8
Away	3-2	46-83	Won 2
Neutral	-	18-13	Lost 2
Scoring First	6-1		Won 4
Opponent Scores First	0-1		Lost 2
Leading at Half	4-0	133-35	Won 7
Trailing at Half	2-2	36-105	Won 1
Tied at Half	-	10-2	Won 1
Leading with 5:00 Left	4-0		Won 60
Trailing with 5:00 Left	2-2		Won 1
Tied with 5:00 Left	-		Lost 2
In Overtime	1-0	9-12	Won 8
SDSU Outrebounds Opp.	6-0	126-53	Won 6
SDSU is Outrebounded	0-2	49-84	Lost 2
Opp. Commits More TOs	3-1	110-46	Won 1
SDSU Commits More TOs	3-1	60-86	Won 2
SDSU More FT Attempts	5-1	129-47	Won 4
Opp. More FT Attempts	1-1	45-93	Won 1
SDSU Shoots Better than Opp.	5-0	142-29	Won 8
Opp. Shoots Better than SDSU	1-2	33-112	Lost 1
SDSU Shoots 50% or Better	5-0	69-12	Won 30
SDSU Shoots 40-50%	0-1	87-65	Lost 2
SDSU Shoots 40% or Less	1-1	23-65	Won 1
Opp. Shoots 50% or Better	0-1	17-50	Lost 3
Opp. Shoots 40-50%	1-1	85-81	Won 2
Opp. Shoots 40% or Less	5-0	77-11	Won 8
SDSU Bench Outscores Opp.	4-1	89-56	Won 4
Opp. Bench Outscores SDSU	2-1	87-79	Won 1
SDSU Scores Less Than 60	0-1	12-48	Lost 2
SDSU Scores Between 60-69	3-1	46-58	Won 2
SDSU Scores Between 70-79	1-0	66-21	Won 7
SDSU Scores Between 80-89	2-0	45-13	Won 15
SDSU Scores Between 90-99	-	9-2	Won 2
SDSU Scores 100+	-	1-0	Won 24
Opp. Scores Less Than 60	4-0	72-9	Won 6
Opp. Scores Between 60-69	2-0	62-35	Won 4
Opp. Scores Between 70-79	0-1	41-50	Lost 2
Opp. Scores Between 80-89	0-1	4-31	Lost 2
Opp. Scores Between 90-99	-	0-14	Lost 24
Opp. Scores 100+	-	0-3	Lost 9
Wearing Black	3-1		Won 2
Wearing Red	0-1		Lost 2
Wearing White	3-0		Won 9
On Monday	1-1		Won 1
On Tuesday	-		Lost 1
On Wednesday	1-1		Won 1
On Thursday	1-0		Won 4
On Friday	-		Won 3
On Saturday	3-0		Won 3
On Sunday	-		
In November	4-2		Won 1
In December	2-0		Won 5
In January	-		Won 2
In February	-		Won 1
In March	-		Lost 1

## LEADS AND DEFICITS

SDSU Biggest Halftime Lead	27 vs. Northern Arizona (11-28-09)
SDSU Biggest Halftime Lead Lost	none
SDSU Biggest Halftime Lead Lost in a Loss	none
SDSU Biggest Halftime Deficit	21 at Saint Mary's (11-16-09)
SDSU Biggest Halftime Deficit Overcome	4 at Fresno State (11-23-09)
SDSU Biggest Halftime Deficit Overcome for Victory	4 at Fresno State (11-23-09)
SDSU Biggest Lead	45 vs. Northern Arizona (11-28-09)
SDSU Biggest Lead Lost	12 at San Diego (12-2-09)
SDSU Biggest Lead Lost in a Loss	3 at Pacific (11-2-5-09)
SDSU Biggest Deficit	25 at Saint Mary's (11-16-09)
SDSU Biggest Deficit Overcome	6 at Fresno St. (11-23), at USD (12-2)
SDSU Biggest Deficit Overcome for Victory	6 at Fresno St. (11-23), at USD (12-2)

## DUNKS SEASON

Malcolm Thomas	.6
Billy White	.6
Tyrone Shelley	.2
Kelvin Davis	.1
<b>TOTAL</b>	<b>.15</b>

## TOP SCORING PERFORMANCES

22, D.J. Gay at San Diego (12-2-09)
22, Billy White at Fresno State (11-23-09)
21, Malcolm Thomas vs. No. Arizona (11-28-09)
20, Billy White at Pacific (11-25-09)
20, Malcolm Thomas vs. UC San Diego (11-14-09)
17, Tyrone Shelley at UC Santa Barbara (12-5-09)
17, Tyrone Shelley vs. No. Arizona (11-28-09)
17, Tyrone Shelley vs. Santa Clara (11-19-09)

## TOP REBOUNDING PERFORMANCES

13, Kawhi Leonard vs. Santa Clara (11-19-09)
10, Malcolm Thomas at San Diego (12-2-09)
10, Malcolm Thomas vs. No. Arizona (11-28-09)
10, Kawhi Leonard vs. No. Arizona (11-28-09)

## TOP ASSISTS PERFORMANCES

7, D.J. Gay vs. No. Arizona (11-28-09)
6, D.J. Gay at Fresno State (11-23-09)

## TOP 3-POINT FG PERFORMANCES

4, D.J. Gay at San Diego (12-2-09)
4, Tyrone Shelley at Fresno State (11-23-09)
3, D.J. Gay at UC Santa Barbara (12-5-09)
3, Kelvin Davis vs. Santa Clara (11-19-09)

## GAMES MISSED DUE TO INJURY OR ILL-

NESS	SEASON
Tim Shelton	.8
Alec Williams	.2
Tyrone Shelley	.1
Billy White	.1
<b>TOTAL</b>	<b>.12</b>