

SOUTH CAROLINA

2016-17 Women's Basketball



Assoc. Media Relations Director: Diana Koval | Office: 803.777.7977 | Cell: 314.369.6050 | Email: dkoval@mailbox.sc.edu | Twitter: @DianaKovalSID
 Website: www.GamecocksOnline.com | Twitter: @GamecockWBB | Instagram: @GamecockWBB | Facebook: @GamecockWBB | Snapchat: @GamecockWBB



2017 NCAA Tournament

First & Second Rounds • March 17/19 • Columbia, S.C. • Colonial Life Arena (18,000)
 UNC Asheville • Arizona State • Michigan State



South Carolina Gamecocks

28-4, 14-2 SEC

Ranking: 3/4 (AP/Coaches)
 Head Coach: Dawn Staley
 Record at South Carolina: 216-80 (9th)
 Career Record: 388-160 (17th)
 Top Scorer: A'ja Wilson (17.6)
 Top Rebounder: Alaina Coates (10.7)



VS



Arizona State Sun Devils

20-12, 9-9 Pac-12

Ranking: -/
 Head Coach: Charli Turner Thorne
 Record at ASU: 400-232 (20th)
 Career Record: 440-272 (23rd)
 Top Scorer: Sophie Bruner (13.4)
 Top Rebounder: Sophie Bruner (7.3)

Schedule/Results

Nov. 14	at #7/6 Ohio St. (BTN+)	W, 92-80
<i>Basketball Hall of Fame Women's Challenge</i>		
Nov. 20	Hampton (SECN+)	W, 92-38
Nov. 21	Maine (SECN+)	W, 79-42
Nov. 22	Saint Peter's (SECN+)	W, 93-38
Nov. 27	vs. #4/4 Louisville (ESPN2)	W, 83-59
<i>SEC/Big 12 Challenge</i>		
Dec. 1	at #14/15 Texas (ESPN2)	W, 76-67
Dec. 4	at Duke	L, 63-74
Dec. 11	Minnesota (SECN)	W, 98-58
Dec. 15	Clemson (SECN)	W, 83-61
Dec. 18	#9/9 UCLA (ESPN2)	W, 66-57
Dec. 21	at Savannah State	W, 70-30
Jan. 1	Alabama* (ESPN2)	W, 93-45
Jan. 5	at Auburn* (SECN+)	W, 73-47
Jan. 8	at Florida* (ESPNU)	W, 81-62
Jan. 12	Georgia* (SECN)	W, 66-63
Jan. 15	at LSU* (SECN+)	W, 84-61
Jan. 19	Ole Miss* (SECN)	W, 65-46
Jan. 23	#4/4 Mississippi St.* (ESPN2)	W, 64-61
Jan. 26	at Georgia* (SECN)	W, 62-44
Jan. 30	Tennessee* (ESPN2)	L, 74-76
Feb. 2	at #25/-Kentucky* (SECN)	W, 75-63
Feb. 5	at Arkansas* (ESPN2)	W, 79-49
Feb. 9	Auburn* (SECN+)	W, 60-41
Feb. 13	at #1/1 UConn (ESPN2)	L, 55-66
Feb. 16	Vanderbilt* (SECN)	W, 82-51
Feb. 19	at Missouri* (ESPN2)	L, 60-62
Feb. 23	at Texas A&M* (SECN)	W, 80-64
Feb. 26	#22/-Kentucky* (ESPNU)	W, 95-87
<i>SEC Tournament (Greenville, S.C.)</i>		
Mar. 3	Georgia (SECN)	W, 72-48
Mar. 4	#20/24 Kentucky (ESPNU)	W, 89-77
Mar. 5	#6/7 Mississippi State (ESPN2)	W, 59-49
<i>NCAA Tournament (Columbia, S.C.)</i>		
Mar. 17	UNC Asheville (ESPN2)	W, 90-40
Mar. 19	Arizona State	7 p.m.

All Times Listed as Eastern and are subject to change
 * indicates SEC Game

Game Information

Tickets: \$12
 Doors Open: 6 p.m.
 Live Stats: NCAA.com

Watch On: ESPN (Dave Pasch, play-by-play; LaChina Robinson, analyst)
 Radio: 107.5 The Game (Brad Muller)

Series History

South Carolina Record	2-1
In Columbia	First Meeting
In Tempe	0-1
At Neutral Site	1-1
Staley Era	1-0
First Meeting	SC, 83-71, 12/20/95
Current Streak	Won 1

Last Five Meetings:

Date	Result	Location
11/27/15	W, 60-58	Honolulu, Hawaii
12/4/99	L, 56-61	Tempe, Ariz.
12/20/95	W, 83-71	Anchorage, Alaska












South Carolina Notables

- The Gamecocks are playing tonight to earn a spot in the NCAA Sweet 16 for the fourth-straight season and fifth time in the Dawn Staley era.
- Tonight's game features two of the country's top-35 scoring defenses as the Gamecocks' 56.4 points per game allowed are 27th in the nation, while Arizona State's 57.4 points per game are 32nd.
- Two of the nation's most sure-handed freshman point guards match up tonight with Arizona State's Reili Richardson ranking 55th in the nation – sixth among freshmen – in assist-to-turnover ratio and South Carolina's Tyasha Harris coming in 68th in the nation – eighth among freshmen – in the category. Harris has recorded 11 games of five or more assists, including four of the last five outings, and has committed more than two turnovers in an outing just six times in 32 games.
- South Carolina continued its hot shooting in the postseason, netting 56.9 percent of its shots in the opening round of NCAA Tournament action. Six Gamecocks have shot over 50.0 percent during the stretch, including freshman Mikiah Herbert Harrigan at 61.5 percent.
- Naismith Trophy finalist A'ja Wilson continues to elevate her game when the stakes are highest. Over the last five games, which include the regular-season finale to clinch the Gamecocks' fourth-straight SEC championship and the SEC Tournament title game against #6/7 Mississippi State, the junior forward is shooting 60.7 percent to average 20.4 points per game to go along with her 4.75 blocked shots per game. Averaging 31.0 minutes, she scored a point every 0.66 minute on the court and score 1.67 points per shot attempt.
- South Carolina has played five games without senior center Alaina Coates, during which five Gamecocks average double-figure points. The Gamecocks have won those games by an average of 22.4 points with two of those wins coming over nationally ranked opponents, which they defeated by 11.0 points per game.
- The 8,215 fans at Friday night's NCAA Tournament opener at Colonial Life Arena were the most of any host site on the first day of the event.

Season Theme - 100

South Carolina head coach Dawn Staley selects a theme for the team and its fans to rally around each season. The "100" this season plays off the meaning of being 100 in terms of commitment to the team and realizing its goals, but each numeral in 100 also represents an evolving principle of the team and season. The "1" reflects one goal, one dream, one team, one family and one focus. The first "0" stands for no boundaries and no complaints. The second "0" represents zero excuses, zero selfishness and zero tolerance.

2016-17 South Carolina Media Roster

0		Victoria Patrick 5-8 • Fr. • Guard • Orlando, Fla.	PPG 1.3 RPG 0.5 APG 0.2 FG% .265 FT% .333	LAST GAME: 3 pts, 1 reb vs. UNCA NOTABLE: Solid shooting guard ... averages 6.4 minutes in 22 games played ... No. 25 guard in Class of 2016 ... helped Edgewater HS to state championship in 2014 ... led team with 15.4 ppg as a senior.	Career Highs Pts: 4, 2x, at Sav. St., 12/21/16 Reb: 2, 4x, vs. Vandy, 2/16/17 Ast: 2 at Savannah St., 12/21/16 Stl: 2 vs. Saint Peter's, 11/22/16
	1		Bianca Cuevas-Moore 5-6 • Jr. • Guard • Bronx, N.Y. <i>kwub-VAHS</i>	PPG 8.8 RPG 1.9 APG 2.0 FG% .405 FT% .773	LAST GM: 18 pts, 3 assts, 4 stls vs. UNCA NOTABLE: Speedy, crafty guard ... offensive spark off bench ... in SEC play, 9.5 ppg, .415 FG%, .413 3FG% ... 4 games of ≥4 assists ... in postseason action – 10.8 ppg, 3.3 apg, 2.0 spg, 51.7% FG
3			Kaela Davis 6-2 • Jr. • Guard • Suwanee, Ga. <i>KAY-luh</i>	PPG 12.0 RPG 3.9 APG 2.2 FG% .360 FT% .800	LAST GM: 6 pts, 9 rebs vs. UNCA NOTABLE: Tall, athletic, versatile ... 27th SEC in ppg ... in SEC Tour – 16.3 ppg, .500 FG ... 19 gms of ≥10 pts, 14 gms of ≥3 assts, 9 gms of ≥5 rebs ... CoSIDA Academic All-District ... 2x All-ACC at Ga. Tech.
	4		Doniyah Cliney 6-0 • So. • Guard • Newark, N.J. <i>dawn-YAY CLY-nee</i>	PPG 2.7 RPG 2.9 APG 1.2 FG% .397 FT% .581	LAST GM: 2 pts, 3 rebs, 2 stls vs. UNCA NOTABLE: Athletic guard with good size ... showed great development throughout season, especially on defense ... ≥5 rebs in 7 games, ≥20 minutes played in 13 games ... in SEC Tour – 5.7 ppg, .500 FG, 2.7 apg.
10			Alisha Gray 6-0 • Jr. • Guard • Sandersville, Ga. <i>uh-LEE-shub</i>	PPG 12.8 RPG 4.6 APG 2.6 FG% .510 FT% .712	LAST GM: 22 pts, 12 rebs, 3 assts vs. UNCA NOTABLE: Steady contributor in every area ... scored ≥10 pts 24 times, ≥4 assts 9 times, ≥5 rebs 13 times ... 23rd in SEC in scoring ... knack for delivering plays at right moment on both sides of the ball.
	12		Araion Bradshaw 5-6 • Fr. • Guard • Boston, Mass. <i>R-ee-on</i>	PPG 1.0 RPG 0.7 APG 0.6 FG% .263 FT% .700	LAST GAME: 1 pt, 1 asst, 1 stl vs. UNCA NOTABLE: Scrappy guard ... has played in 22 games, including ≥10 mins 6 times ... great spark off bench at Georgia ... rated No. 10 guard in 2016 class ... helped HS to back-to-back appearances in state finals.
15			Tiffany Davis 5-7 • Sr. • Guard • Houston, Texas	PPG 0.9 RPG 0.9 APG 0.4 FG% .182 FT% .714	LAST GAME: 2 pts, 2 rebs, 3 assts vs. UNCA NOTABLE: Team captain ... has played just two full seasons due to injuries ... this season, played in 17 of the 21 games she was available ... averaging 6.9 minutes ... drew start on Senior Day vs. Kentucky.
	21		Mikiah Herbert Harrigan 6-2 • Fr. • For. • Pembroke Pines, Fla. <i>muh-KEE-uh</i>	PPG 5.2 RPG 3.4 BPG 1.1 FG% .468 FT% .702	LAST GAME: 14 pts, 2 rebs vs. UNCA NOTABLE: Versatile forward with skill on both ends of court ... 11th in SEC in blocks per game ... ≥10 pts 6 times, ≥5 rebs 9 times, ≥3 blks 3 times ... in postseason – 10.5 ppg, 4.3 rpg, 66.7% FG, 28.3 mpg
22			A'ja Wilson 6-5 • Jr. • Forward • Hopkins, S.C. <i>A-zhub</i>	PPG 17.6 RPG 7.5 BPG 2.5 FG% .589 FT% .724	LAST GM: 18 pts, 5 rebs vs. UNCA NOTABLE: Team captain ... 2nd in SEC in ppg, 1st in blks/gm, 4th in FG%, 9th in rpg ... career-high 11 20-point games, 8 double-doubles ... 2x SEC Player of the Year ... rated #1 in nation by espnW.
	41		Alaina Coates 6-4 • Sr. • Center • Irmo, S.C. <i>uh-LAY-nub COATS</i>	PPG 12.9 RPG 10.7 BPG 1.4 FG% .670 FT% .651	LAST GM: 1 pt, 1 reb, 4 mins vs. Kentucky NOTABLE: Dominant inside ... good passer ... team captain ... nationally, 4th in FG %age, 7th in rpg, 17th in dbl-dbls (15) ... leads SEC in rpg overall and in league play (11.1) ... 1st-team All-SEC ... rated #9 in nation by espnW.
52			Tyasha Harris 5-10 • Fr. • Guard • Noblesville, Ind. <i>ty-A-shub</i>	PPG 5.4 RPG 1.8 APG 3.3 FG% .414 FT% .686	LAST GM: 4 pts, 5 rebs, 7 assts vs. UNCA NOTABLE: Poised, quick, decisive PG, good defender ... ≥10 pts 4 times, ≥5 assts 11 times ... 9th in SEC with 3.8 assts per league game, 4th in A:TO (2.4), best among SEC freshmen ... SEC All-Freshman Team.

Starter **Reserve**

Based on most recent game

Five Second Count

South Carolina is one of three programs in the nation to appear in every AP top 10 since the start of the 2014-15 season. The Gamecocks have played in four of the last five NCAA Sweet 16s, including the 2015 Final Four. In the SEC, South Carolina is now just the second program in league history to win four-straight, regular-season championships and has claimed the last three SEC Tournaments, also just the second program to achieve that mark. In the last four seasons, the Gamecocks are 123-14 (.898) overall and 59-5 (.922) in SEC action.

Miscellaneous Stats			
Triple-Doubles	2016-17	Career	Record
Alaina Coates	0	1	1-0
Double-Doubles	2016-17	Career	Record
Alaina Coates	15	57	54-3
A'ja Wilson	8	27	25-2
Kaela Davis	1	1	1-0
Allisha Gray	1	1	1-0
30+ Points	2016-17	Career	Record
Kaela Davis	1	1	1-0
A'ja Wilson	1	1	1-0
20+ Points	2016-17	Career	Record
A'ja Wilson	11	23	21-2
Kaela Davis	5	5	5-0
Alaina Coates	4	16	15-1
Allisha Gray	3	3	3-0
Bianca Cuevas-Moore	1	3	3-0
10+ Points	2016-17	Career	Record
A'ja Wilson	28	85	76-9
Allisha Gray	24	24	21-3
Alaina Coates	19	91	87-4
Kaela Davis	19	19	17-2
Bianca Cuevas-Moore	11	27	25-2
M. Herbert Harrigan	5	5	5-0
Tyasha Harris	4	4	4-0
Doniyah Cliney	1	2	2-0
Tiffany Davis	0	1	1-0
10+ Rebounds	2016-17	Career	Record
Alaina Coates	17	66	63-3
A'ja Wilson	8	28	26-2
Kaela Davis	2	2	2-0
M. Herbert Harrigan	1	1	1-0
Allisha Gray	1	1	1-0
5+ Assists	2016-17	Career	Record
Tyasha Harris	11	11	10-1
Allisha Gray	5	5	4-1
Bianca Cuevas-Moore	3	9	9-0
Kaela Davis	3	3	3-0
Doniyah Cliney	2	2	2-0
A'ja Wilson	1	1	1-0
Alaina Coates	0	1	1-0
5+ Steals	2016-17	Career	Record
Bianca Cuevas-Moore	2	3	3-0
Allisha Gray	1	1	1-0
A'ja Wilson	1	1	109
Tiffany Davis	0	1	1-0
5+ Blocks	2016-17	Career	Record
A'ja Wilson	3	10	9-1
Alaina Coates	0	4	4-0

By the Numbers

- 2 Single-digit scoring games by A'ja Wilson this season, both of which she played fewer than 16 minutes
- 3 Games in which Allisha Gray has led or tied for the team lead in rebounding – the third-most on the team
- 4 Gamecocks who have posted at least one double-double this season, including guards Kaela Davis (Ohio State) and Allisha Gray (UNC Asheville)
- 4.25 Blocks per postseason game by A'ja Wilson
- 4.75 Assists per postseason game for freshman Tyasha Harris
- 6 Of her seven offensive rebounds that Allisha Gray scored off against UNC Asheville
- 7 Wins by the Gamecocks when they score 90-99 points, 80-89 points, 70-79 points or under 70 points
- 14 Of the last 20 quarters in which the Gamecocks shot at least 50.0 percent from the field
- 20.8 Average scoring margin for South Carolina over the last five games
- 60 Points in the paint vs. UNC Asheville, a season high for the Gamecocks

Arizona State Series Notes

The Gamecocks are 2-1 all-time against Arizona State with the most recent meeting coming in Hawaii on Nov. 27, 2015. While that game – a 60-58 South Carolina victory – was just 16 months ago, just two Gamecocks who played in that contest will take the court tonight. Conversely, six of the 11 Sun Devils who saw action are on this season's roster.

For then-No. 2 South Carolina, those two returning players were the two high scorers in last season's game as A'ja Wilson and Bianca Cuevas-Moore each posted 18 points in the victory over then-No. 16 Arizona State. Wilson posted a double-double with her last rebound and final two points sealing the game after she hit a pair of free throws after being fouled rebounding her own miss in the final second of the game.

By Committee

South Carolina has overcome the absence of Alaina Coates the way every coach describes replacing an All-American – by committee. The Gamecocks are 5-0 since Coates was injured with a pair of wins over ranked opponents, including top-10 Mississippi State for the SEC Tournament title.

A few key stat differences in the five games are:

	Without Coates	With Coates
Team Scoring Average	78.0	76.4
Team FG Percentage	.516	.466
Herbert Harrigan Scoring Average	11.0	4.1
Cuevas-Moore Scoring Average	11.8	8.2
Wilson Scoring Average	19.6	17.2
Kaela Davis Rebounding Average	5.8	3.5
Wilson Rebounding Average	8.8	7.3

Second Effort

South Carolina has found itself in a single-digit game at halftime 14 times this season. The Gamecocks were in the lead in nine of those games, tied once and trailed four times – one of which they came back to win (Mississippi State, Jan. 23).

A look at the breakdown of the 10 victories in those games, which the Gamecocks ended up winning by 11.2 points per game:

Half	PPG	FG%	3FG%	FT/Half	Paint
1st	33.9	.429	.211	7.5	188
2nd	40.4	.463	.404	12.9	162

The Gamecock making the biggest leap when it

Stat Comparison

SC	ASU	
28-4	Overall Record	20-12
14-2	Conference Record	9-9
14-1	Home Record	11-4
10-3	Away Record	6-6
4-0	Neutral Record	3-2
76.7	Points Per Game	63.7
56.4	Opp. Points Per Game	57.4
.474	Field Goal %age	.420
.352	Opp. Field Goal %age	.416
.329	3-Pt. Field Goal %age	.312
.265	Opp. 3-Pt. Field Goal %age	.288
.706	Free Throw %age	.680
15.8	FTs Made Per Game	12.8
15.3	Assists Per Game	14.2
+2.7	Turnover Margin	+0.7
39.6	Rebounds Per Game	37.8
+6.6	Rebounding Margin	+7.3
8.6	Steals Per Game	7.8
5.7	Blocked Shots Per Game	3.2

comes down to winning is junior guard Allisha Gray. In the 10 wins, the quiet scorer who is always ready to do whatever the team needs, lifted her scoring average from 3.8 points per first half to 10.2 per second half and her field goal percentage from .333 (13-of-39) to .655 (36-of-55), which includes a 3-point range jump from 11.1 percent (1-of-9) to 41.7 percent (5-of-12).

Gray Area

Due to teammate injuries, junior guard Allisha Gray has started four games this season as essentially the Gamecocks' starting power forward. Undersized only in height, the six-foot guard's heart and competitive fire made those outings – at LSU, at Texas A&M, vs. Mississippi State and against UNC Asheville – some of her most productive games of the season. Averaging roughly the same minutes as her season mark (28.0), Gray posted 14.3 points, 7.0 rebounds and 1.5 blocks per game while shooting 71.9 percent in those four games. In fact, in the most recent such game, she out-scored AND out-rebounded All-America roommate A'ja Wilson.

Games Led Team In...

(Tied for team lead in each category included)

Scoring	2016-17	Career	Record
A'ja Wilson	19	49	53-6
Alaina Coates	9	28	26-2
Kaela Davis	5	5	5-0
Bianca Cuevas-Moore	2	5	5-0
Allisha Gray	2	2	2-0
Rebounding	2016-17	Career	Record
Alaina Coates	20	78	72-6
A'ja Wilson	11	34	31-3
Allisha Gray	3	3	2-1
Doniyah Cliney	2	2	2-0
Kaela Davis	1	1	0-1
M. Herbert Harrigan	1	1	1-0
Assists	2016-17	Career	Record
Tyasha Harris	14	14	14-0
Allisha Gray	7	7	5-2
Bianca Cuevas-Moore	6	17	16-1
Kaela Davis	6	6	6-0
Alaina Coates	3	6	6-0
A'ja Wilson	3	4	4-0
Doniyah Cliney	2	2	2-0
M. Herbert Harrigan	1	1	1-0

South Carolina's Record When...

	Post			
	vs. Ranked	SEC	Season	All
Record.....	9-1	14-2	4-0	28-4
Playing a ranked opponent.....	9-1	3-0	2-0	9-1
Playing at home.....	3-0	7-1	1-0	14-1
Playing on the road.....	3-1	7-1	10-3
Playing at neutral site.....	3-0	3-0	4-0
Leading at half.....	7-0	13-1	4-0	26-1
Trailing at half.....	1-1	1-1	0-0	1-3
Tied at half.....	1-0	0-0	0-0	1-0
Playing an overtime game.....	0-0	0-0	0-0	0-0
0 players score in double figures.....	0-0	0-0
1 player scores in double figures.....	0-0	0-0
2 players score in double figures.....	2-0	2-1	1-0	3-1
3 players score in double figures.....	2-1	6-0	1-0	11-2
4 players score in double figures.....	3-0	3-1	2-0	8-1
5 players score in double figures.....	2-0	3-0	6-0
More than 5 players in double figures.....	0-0	0-0
Starters out-score opponent's starters.....	8-0	13-0	3-0	26-0
Starters equal/exceed opponent team total.....	5-0	10-0	3-0	21-0
Opponent's starters score equal/more.....	1-1	1-2	1-0	2-4
Bench out-scores opponent's bench.....	4-1	9-1	3-0	17-2
Opponent's bench scores equal/more.....	5-0	5-1	1-0	11-2
No reserve scores in double figures.....	4-0	8-1	1-0	14-2
At least one reserve scores in double figures.....	4-1	6-1	3-0	14-2
More than one reserve scores in double figures.....	0-0	0-0	0-0	0-0
Shooting 50% or better.....	3-0	7-0	2-0	12-0
Shooting between 40-49%.....	5-0	5-2	2-0	13-3
Shooting between 30-39%.....	1-1	2-0	0-0	3-1
Shooting less than 30%.....	0-0	0-0	0-0	0-0
Opponent shoots 50% or better.....	0-0	0-0	0-0	0-1
Opponent shoots between 40-49%.....	4-1	4-2	1-0	7-3
Opponent shoots between 30-39%.....	4-0	5-0	1-0	8-0
Opponent shoots less than 30%.....	1-0	5-0	2-0	13-0
Shooting better than opponent.....	9-0	12-0	4-0	26-0
Shooting worse than/equal to opponent.....	0-1	2-2	0-0	2-4
Having more FTs made than opponent.....	8-1	10-1	4-0	22-2
Having equal/less FTs made than opponent.....	1-0	4-1	0-0	6-2
Out-rebounding opponent.....	6-0	11-1	2-0	22-2
Having equal/less rebounds than opponent.....	3-1	3-1	2-0	6-2
Having fewer TOs than opponent.....	3-0	9-1	3-0	19-1
Having equal or more TOs than opponent.....	6-1	5-1	1-0	9-3
Attempting more FT than 3FG.....	8-0	11-2	3-0	22-2
Attempting equal/less FT than 3FG.....	1-1	3-0	1-0	6-2
Making 5 or more 3FGs.....	2-1	9-1	1-0	14-3
Making less than 5 3FGs.....	7-0	5-1	3-0	14-1
Making no 3 FGs.....	0-0	0-0	0-0	0-0
Attempting 15 or more 3FGs.....	2-1	7-1	1-0	12-3
Attempting less than 15 3FGs.....	7-0	7-1	3-0	16-1
No South Carolina players foul out.....	8-1	12-1	4-0	23-3
One or more SC players foul out.....	1-0	2-1	0-0	5-1
No opposing players foul out.....	1-0	8-2	2-0	15-3
One or more opposing players foul out.....	8-1	6-0	2-0	13-1

	Post			
	vs. Ranked	SEC	Season	All
Assist on at least half of field goals made.....	7-1	11-0	4-0	23-2
Assist on at least 2/3 of field goals made.....	1-0	3-0	0-0	4-0
Assist on less than half of field goals made.....	2-0	3-2	0-0	5-2
Scoring more pts. in paint than opponent.....	7-0	12-1	2-0	24-1
Scoring equal/less pts. in paint than opp.....	2-1	2-1	2-0	4-3
Scoring more pts. off TOs than opponent.....	5-0	12-1	3-0	23-1
Scoring equal/less pts. off TOs than opp.....	4-1	2-1	1-0	5-3
Scoring more 2nd-chance pts.....	5-0	9-0	2-0	19-0
Scoring equal/less 2nd-chance pts.....	4-1	5-2	2-0	9-4
Scoring more fast break pts.....	4-0	10-0	3-0	21-0
Scoring equal/less fast break pts.....	5-1	4-2	1-0	7-4
Wearing white uniforms.....	6-0	7-2	4-0	17-2
Wearing black uniforms.....	2-0	4-0	7-1
Wearing garnet uniforms.....	1-1	2-0	3-1
Wearing pink uniforms.....	0-0	1-0	1-0
Playing in November.....	2-0	5-0
Playing in December.....	2-0	5-1
Playing in January.....	1-0	8-1	8-1
Playing in February.....	2-1	6-1	6-2
Playing in March.....	2-0	4-0	4-0
Playing during the day.....	4-0	5-1	2-0	11-2
Playing at night.....	5-1	9-1	2-0	17-2
Playing on Sunday.....	4-0	5-1	1-0	10-2
Playing on Monday.....	2-1	1-1	3-2
Playing on Tuesday.....	0-0	1-0
Playing on Wednesday.....	0-0	1-0
Playing on Thursday.....	2-0	8-0	10-0
Playing on Friday.....	0-0	2-0	2-0
Playing on Saturday.....	1-0	1-0	1-0
Margin is less than 5 pts.....	1-0	2-2	2-2
Margin is between 5-9.....	3-0	1-0	3-0
Margin is between 10-19.....	4-1	6-0	2-0	9-2
Margin is between 20-29.....	1-0	2-0	1-0	5-0
Margin is between 30-39.....	0-0	2-0	3-0
Margin is between 40-49.....	0-0	1-0	3-0
Margin is 50 pts. or more.....	0-0	0-0	1-0	3-0
Having a 20-pt. scorer.....	8-0	9-1	3-0	17-1
Having a 30-pt. scorer.....	2-0	0-0	0-0	2-0
Scoring 49 points or less.....	0-0	0-0	0-0
Scoring 50-59 points.....	1-1	0-0	1-0	1-1
Scoring 60-69 points.....	2-0	5-1	6-2
Scoring 70-79 points.....	2-0	3-1	1-0	7-1
Scoring 80-89 points.....	2-0	4-0	1-0	7-0
Scoring 90-99 points.....	2-0	2-0	1-0	7-0
Scoring 100 points or more.....	0-0	0-0	0-0
Opponent scores 49 points or less.....	1-0	6-0	3-0	13-0
Opponent scores 50-59 points.....	2-0	1-0	4-0
Opponent scores 60-69 points.....	3-1	6-1	7-2
Opponent scores 70-79 points.....	1-0	0-1	1-0	1-2
Opponent scores 80-89 points.....	2-0	1-0	2-0
Opponent scores 90-99 points.....	0-0	0-0	0-0
Opponent scores 100 points or more.....	0-0	0-0	0-0

2016-17 Team High/Low - All Games

South Carolina Highs	South Carolina Lows	Category	Opponent Lows	Opponent Highs
98 vs. Minnesota, 12/11	55 at UConn, 2/13	Points in Game	30, at Savannah St., 12/21	87, Kentucky, 2/26
64 (1st) vs. Saint Peter's, 11/22	23 (1st) at Georgia, 1/26	Points in a Half	12 (1st), at Savannah St., 12/21 12 (2nd), Hampton, 11/20	47 (2nd), Kentucky, 2/26
37 (1st) vs. Saint Peter's, 11/22	6 (1st) vs. UCLA, 12/18	Points in a Quarter	4 (4th), vs. Mississippi State, 3/5 4 (4th), Saint Peter's, 11/22 4 (4th), Hampton, 11/20	32 (4th), Kentucky, 2/26
38 vs. Minnesota, 12/11	20 at UConn, 2/13 20 at Georgia, 1/26 20 vs. Mississippi State, 1/23	Field Goals Made	11, at Savannah St., 12/21	30, Kentucky, 2/26 30, at Duke, 12/4
72 vs. Minnesota, 12/11	42 vs. Mississippi State, 1/23	Field Goal Attempts	47, Auburn, 2/9	78, UCLA, 12/18
.618 (34-55) vs. Kentucky, 2/26	.333 (22-66) vs. UCLA, 12/18	FG Percentage	.216 (11-51), at Sav. St., 12/21	.500 (30-60), at Duke, 12/4
16 vs. Minnesota, 12/11	1 vs. UCLA, 12/18	3-Point FG Made	0, vs. Mississippi State, 3/5	10, Minnesota, 12/11
33 vs. Minnesota, 12/11	3 vs. UCLA, 12/18	3-Point FG Attempts	6, at LSU, 1/15	29, at Arkansas, 2/5
.500 (14-28), at Auburn, 1/5	.154 (2-13) at Savannah St., 12/21	3-Point FG Percentage	.000 (0-15), vs. Miss. St., 3/5	.467 (7-15), Georgia, 1/12
30 at Texas, 12/1	3 at Auburn, 1/5	Free Throws Made	2, Saint Peter's, 11/22	17, Clemson, 12/15 17, at Ohio State, 11/14
41 at Ohio State, 11/14	4, at Auburn, 1/5	Free Throw Attempts	2, Saint Peter's, 11/22	24, at Ohio State, 11/14
.938 (15-16) at Texas A&M, 2/23	.484 (15-31) vs. Vanderbilt, 2/16	FT Percentage	.333 (3-9), Mississippi State, 1/23	1.00 (10-10), at UConn, 2/13
54 vs. UCLA, 12/18	26 vs. Kentucky, 3/4 26 at Missouri, 2/19	Rebounds	24, Saint Peter's, 11/22	47, UCLA, 12/18
29 vs. Minnesota, 12/11	5 at Texas, 12/1	Assists	3, at Savannah St., 12/21	20, at UConn, 2/13
17 vs. Saint Peter's, 11/22	4 at Auburn, 1/5 4 vs. UCLA, 12/18	Steals	2, UNC Asheville, 3/17 2, Kentucky, 3/4 2, at Texas A&M, 2/23 2, Vanderbilt, 2/16 2, at Ohio State, 11/14	14, at Duke, 12/4
11 vs. Clemson, 12/15	3 vs. UNC Asheville, 3/17 3 at Duke, 12/4	Blocked Shots	1, UNC Asheville, 3/17 1, at LSU, 1/15 1, at Auburn, 1/5 1, at Savannah St., 12/21 1, Saint Peter's, 11/22	9, at Texas, 12/1
19 at Duke, 12/4	5 vs. UNC Asheville, 3/17 5 vs. Vanderbilt, 2/16	Turnovers	9, Tennessee, 1/30 9, Mississippi State, 1/23 9, UCLA, 12/18	24, Hampton, 11/20
22 at Florida, 1/8 22 at Ohio State, 11/14	4 vs. Saint Peter's, 11/22	Fouls	9, at Savannah St., 12/21	29, at Texas, 12/1 29, at Ohio State, 11/14

2016-17 Team High/Low - SEC Games Only

South Carolina Highs	South Carolina Lows	Category	Opponent Lows	Opponent Highs
95 vs. Kentucky, 2/26	60 at Missouri, 2/19 60 vs. Auburn, 2/9	Points in Game	41, Auburn, 2/9	87, Kentucky, 2/26
52 (2nd) vs. Alabama, 1/1	23 (1st) at Georgia, 1/26	Points in a Half	15 (1st) at Georgia, 1/26	47 (2nd), Kentucky, 2/26
31 (3rd) vs. Alabama, 1/1	10 (2nd) vs. Tennessee, 1/30	Points in a Quarter	5 (2nd), at Florida, 1/8	32 (4th), Kentucky, 2/26
10 (2nd) vs. Georgia, 1/12				
34 vs. Kentucky, 2/26	20 at Georgia, 1/26	Field Goals Made	12, Vanderbilt, 2/16	30, Kentucky, 2/26
34 vs. Alabama, 1/1	20 vs. Mississippi State, 1/23			
69 at Florida, 1/8	42 vs. Mississippi State, 1/23	Field Goal Attempts	47, Auburn, 2/9	67, Kentucky, 2/26
.618 (34-55) vs. Kentucky, 2/26	.351 (20-57) at Georgia, 1/26	FG Percentage	.222 (12-53), Vanderbilt, 2/16	.492 (29-59), Tennessee, 1/30
14 at Auburn, 1/5	2 vs. Kentucky, 2/26 2 vs. Ole Miss, 1/19	3-Point FG Made	1, at Georgia, 1/26 1, at LSU, 1/15	9, Kentucky, 2/26
28 at Auburn, 1/5	7 vs. Kentucky, 2/26	3-Point FG Attempts	6, at LSU, 1/15	29, at Arkansas, 2/5
.500 (14-28) at Auburn, 1/5	.167 (3-18) at Missouri, 2/19 .167 (3-18) vs. Vanderbilt, 2/16	3-Point FG Percentage	.100 (1-10), at Georgia, 1/26	.467 (7-15), Georgia, 1/12
25 vs. Kentucky, 2/26	3 at Auburn, 1/17	Free Throws Made	3, at Georgia, 1/26 3, Mississippi State, 1/23	23, vs. Vanderbilt, 2/16
34 vs. Kentucky, 2/26	4 at Auburn, 1/5	Free Throw Attempts	8, Auburn, 2/9 8, at Arkansas, 2/5 8, at Georgia, 1/26	28, vs. Vanderbilt, 2/16
.938 (15-16) at Texas A&M, 2/23	.484 (15-31) vs. Vanderbilt, 2/16	FT Percentage	.333 (3-9), Mississippi State, 1/23	.875 (7-8), at Arkansas, 2/5
48 at Florida, 1/8	26 at Missouri, 2/19	Rebounds	27, Alabama, 1/1	42, at Florida, 1/8
20 at Auburn, 1/5	9 26 at Missouri, 2/19	Assists	6, at Auburn, 1/5	19, Georgia, 1/12
13 at Texas A&M, 2/23	4 vs. Kentucky, 2/26	Steals	2, at Texas A&M, 2/23 2, Vanderbilt, 2/16	8, Auburn, 2/9 8, Mississippi State, 1/23 8, at LSU, 1/15
13 vs. Georgia, 1/12 13 at Florida, 1/8	4 at Auburn, 1/5			
10 vs. Alabama, 1/1	1 vs. Georgia, 1/12	Blocked Shots	0, at Kentucky, 2/2	5, at Georgia, 1/26
17 at Kentucky, 2/2	5 vs. Vanderbilt, 2/16	Turnovers	9, Kentucky, 2/26 9, Tennessee, 1/30 9, Mississippi State, 1/23	22, at Florida, 1/8 22, Alabama, 1/1
22 at Florida, 1/8	10 vs. Auburn, 2/9	Fouls	11, Auburn, 2/9 11, at Auburn, 1/5	28, Vanderbilt, 2/16

2016-17 Individual Superlatives - All Games

Category	South Carolina	Opponent
Points in Game	37 by Kaela Davis at Ohio State, 11/14	31 by Makayla Epps, Kentucky, 3/4
Points in a Half	22 (2nd) by Kaela Davis at Ohio State, 11/14	20 (2nd) by Sophie Cunningham, at Missouri, 2/19
Points in a Quarter	19 (1st) by Kaela Davis at Auburn, 1/5	12 (4th) by Makayla Epps, at Kentucky, 2/2
Field Goals Made	12 by A'ja Wilson at Texas, 12/1 12 by Alaina Coates vs. Hampton, 11/20	12 by Makayla Epps, Kentucky, 3/4
Field Goal Attempts	21 by Kaela Davis at Ohio State, 11/14	26 by Makayla Epps, Kentucky, 3/4
FG Percentage	.889 (8-9) by Alaina Coates at Kentucky, 2/2 .889 (8-9) by Alaina Coates vs. Saint Peter's, 11/22	.800 (8-10) by Mercedes Russell, Tennessee, 1/30
3-Point FG Made	6 by Kaela Davis vs. Minnesota, 12/11	4 Rebecca Greenwell, at Duke, 12/4
3-Point FG Attempts	10 by Kaela Davis vs. Minnesota, 12/11	11 by Kelsey Mitchell, at Ohio State, 11/14
3-Point FG Percentage	1.00 (4-4) by Kaela Davis vs. Saint Peter's, 11/22	.750 (3-4) by Curtyce Knox, at Texas A&M, 2/23 .750 (3-4) by Dominique Dillingham, Mississippi State, 1/23 .750 (3-4) by Julie Brosseau, Maine, 11/21
Free Throws Made	14 by A'ja Wilson vs. Hampton, 11/20	12 by Jamie Nared, Tennessee, 1/30
Free Throw Attempts	16 by Kaela Davis at Ohio State, 11/14	15 by Jamie Nared, Tennessee, 1/30
FT Percentage	1.00 (14-14) by A'ja Wilson vs. Hampton, 11/20	1.000 (9-9) by Taylor Murray, Kentucky, 2/26
Rebounds	19 by Alaina Coates at Arkansas, 2/5	22 by Monique Billings, UCLA, 12/18
Assists	8 by Tyasha Harris vs. Kentucky, 2/26	10 by Curtyce Knox, at Texas A&M, 2/23
Steals	5 by A'ja Wilson vs. Vanderbilt, 2/16 5 by Allisha Gray at Savannah State, 12/21 5 by Bianca Cuevas-Moore vs. Saint Peter's, 11/22	5 by Leaonna Odom, at Duke, 12/4
Blocked Shots	7 by A'ja Wilson vs. Georgia, 3/3/17	6 by Kelsey Lang, at Texas, 12/1
Turnovers	7 by Kaela Davis at Missouri, 2/19	7 by Morgan William, vs. Mississippi State, 3/5

2016-17 Individual Superlatives - SEC Games Only

Category	South Carolina	Opponent
Points in Game	26 by A'ja Wilson vs. Mississippi State, 1/23	29 by Taylor Murray, Kentucky, 2/26
Points in a Half	21 (2nd) by Kaela Davis at Auburn, 1/5	20 (2nd) by Sophie Cunningham, at Missouri, 2/19
Points in a Quarter	19 (1st) by Kaela Davis at Auburn, 1/5	12 (4th) by Makayla Epps, at Kentucky, 2/2
Field Goals Made	10 by A'ja Wilson vs. Kentucky, 2/26 10 by A'ja Wilson vs. Mississippi State, 1/23	10 by Sophie Cunningham, at Missouri, 2/19 10 by Chloe Jackson, at LSU, 1/15
Field Goal Attempts	18 by Kaela Davis at Auburn, 1/5	22 by Makayla Epps, at Kentucky, 2/2
FG Percentage	.889 (8-9) by Alaina Coates at Kentucky, 2/2	.800 (8-10) by Mercedes Russell, Tennessee, 1/30
3-Point FG Made	5 by Bianca Cuevas-Moore at Auburn, 1/5 5 by Kaela Davis at Auburn, 1/5	3 by Makenzie Cann, Kentucky, 2/26 3 by Curtyce Knox, at Texas A&M, 2/23 3 by Aaliyah Wilson, at Arkansas, 2/5 3 by Dominique Dillingham, Mississippi State, 1/23 3 by Mackenzie Engram, Georgia, 1/12
3-Point FG Attempts	9 by Kaela Davis at Auburn, 1/5	9 by Makenzie Cann, Kentucky, 2/26
3-Point FG Percentage	.833 (5-6) by Bianca Cuevas-Moore at Auburn, 1/5	.750 (3-4) by Curtyce Knox, at Texas A&M, 2/23 .750 (3-4) by Dominique Dillingham, Mississippi State, 1/23
Free Throws Made	9 by A'ja Wilson at Georgia, 1/26	12 by Jamie Nared, Tennessee, 1/30
Free Throw Attempts	14 by A'ja Wilson at Georgia, 1/26	15 by Jamie Nared, Tennessee, 1/30
FT Percentage	1.000 (6-6) Bianca Cuevas-Moore, at Missouri, 2/19	1.000 (9-9) by Taylor Murray, Kentucky, 2/26
Rebounds	19 by Alaina Coates at Arkansas, 2/5	12 by Marqu'es Webb, Vanderbilt, 2/16
Assists	8 by Tyasha Harris vs. Kentucky, 2/26	10 by Curtyce Knox, at Texas A&M, 2/23
Steals	6 by Bianca Cuevas-Moore at Texas A&M, 2/23	3 by Jamie Nared, Tennessee, 1/30 3 by Mackenzie Engram, at Georgia, 1/26 3 by Morgan William, Mississippi State, 1/23 3 by Delicia Washington, at Florida, 1/8
Blocked Shots	5 by A'ja Wilson at Kentucky, 2/2	3 by Caliya Robinson, at Georgia, 1/26
Turnovers	7 by Kaela Davis at Missouri, 2/19	6 by Curtyce Knox, at Texas A&M, 2/23 6 by Lianna Doty, at Missouri, 2/19

Gamecock Career Highs

Araion Bradshaw

Pts	3, 4x, last at Georgia, 1/26/17
FG	1, 5x, last at Georgia, 1/26/17
FGA	4 at Savannah State, 12/21/16
FG %	.333 (1-3) vs. Minnesota, 12/11/16
3FG	1, 4x, last at Georgia, 1/26/17
3FGA	2, 3x, last at Georgia, 1/26/17
FT	2, 2x, last at Texas A&M, 2/23/17
FTA	2, 5x, last vs. UNC Asheville, 3/17/17
FT %	1.000 (2-2), 2x, last at Texas A&M, 2/23/17
Off Reb	1, 4x, last, at Arkansas, 2/5/17
Reb	3, 2x, last at Arkansas, 2/5/17
Stl	2 vs. Hampton, 11/20/16
Asst	2, 2x, last vs. Alabama, 1/1/17
Min	15, 2x, last at Savannah State, 12/21/16

Doniyah Cliney

Pts	11 vs. Georgia, 3/3/17
FG	4 vs. Georgia, 3/3/17
FGA	8 vs. Georgia, 3/3/17
FG %	.750 (3-4) vs. Kentucky, 2/4/16
3FG	1, 8x, vs. Georgia, 3/3/17
3FGA	2, 5x, last vs. Ole Miss, 1/19/17
FT	4 vs. UCLA, 12/18/16
FTA	6, 2x, last vs. UCLA, 12/18/16
FT %	1.000 (2-2), 4x, last vs. Kentucky, 3/4/17
Reb	9 vs. Clemson, 12/15/16
Off Reb	4, 2x, last at Arkansas, 2/5/17
Stl	3, 2x, last at Arkansas, 2/5/17
Asst	6, 2x, last at Kentucky, 2/2/17
Min	30 vs. Minnesota, 12/11/16

Alaina Coates

Pts	29 vs. Winthrop, 12/13/15
FG	13 vs. Winthrop, 12/13/15
FGA	16, 2x, last vs. Hampton, 11/20/16
FG %	1.000 (7-7) vs. SC St, 12/22/13
FT	11 at San Diego St., 11/23/13
FTA	15 at San Diego St., 11/23/13
FT %	1.000 (10-10) vs. North Carolina, 3/27/15
Reb	19 at Arkansas, 2/5/17
Off Reb	8 vs. Auburn, 3/4/16
Def Reb	16 at Kentucky, 2/2/17
Blk	10 vs. Winthrop, 12/13/15
Stl	4, 2x, last vs. Louisville, 11/27/16
Asst	6 at Texas A&M, 1/31/16
Min	38 at Texas A&M, 1/31/16

Bianca Cuevas-Moore

Pts	25 vs. Georgia, 1/12/17
FG	10 vs. Georgia, 1/12/17
FGA	17 vs. Georgia, 1/12/17
FG %	.833 (5-6) at Hampton, 12/17/14
3FG	5 at Auburn, 1/5/17
3FGA	7 at Duke, 12/4/16
3FG %	.833 (5-6) at Auburn, 1/5/17
FT	9 at Ole Miss, 2/1/15
FTA	11 at Ole Miss, 2/1/15
FT %	1.000 (6-6), 2x, last at Missouri, 2/19/17
Reb	6, 2x, last at Georgia, 1/26/17
Off Reb	3 vs. Alabama, 1/29/15
Blk	2, 2x, last vs. UConn, 2/8/16
Stl	6 at Texas A&M, 2/23/17
Asst	7 at Auburn, 1/5/17
Min	36, 2x, last at Texas A&M, 2/23/17

Kaela Davis

Pts	37 at Ohio State, 11/14/16
FG	10 at Ohio State, 11/14/16
FGA	21 at Ohio State, 11/14/16
FG %	.727 (8-11) vs. Kentucky, 2/26/17
3FG	6 vs. Minnesota, 12/11/16
3FGA	10 vs. Minnesota, 12/11/16
3FG %	1.000 (4-4) vs. Saint Peter's, 11/22/16
FT	13 at Ohio State, 11/14/16
FTA	16 at Ohio State, 11/14/16
FT %	1.000 (4-4) at Texas, 12/1/16
Reb	11 at Texas A&M, 2/23/17
Off Reb	4 vs. UNC Asheville, 3/17/17
Stl	3, 3x, last at Kentucky, 2/2/17
Asst	5, 3x, last vs. Auburn, 2/9/17
Min	36 at Ohio State, 11/14/16

Tiffany Davis

Pts	11 vs. Ole Miss, 1/30/14
FG	3 vs. Savannah State, 12/28/13
FGA	6 vs. SC State, 12/22/13
FG %	1.000 (3-3) vs. Savannah State, 12/28/13
3FG	2, 3x, last vs. Ole Miss, 1/30/14
3FGA	5 vs. Winthrop, 12/20/13
3FG %	1.000 (2-2), 3x, last vs. Ole Miss, 1/30/14
FT	4 at Tennessee, 3/2/14
FTA	4 at Tennessee, 3/2/14
FT %	1.000 (4-4) at Tennessee, 3/2/14
Reb	6 at Arkansas, 1/2/14
Off Reb	2 vs. Arkansas, 1/2/14
Stl	5 vs. Elon, 11/9/12
Asst	3, 5x, last vs. UNC Asheville, 3/17/17
Min	30 at Arkansas, 1/2/14

Allisha Gray

Pts	24 at Ohio State, 11/14/16
FG	11 vs. UNC Asheville, 3/17/17
FGA	18 at Ohio State, 11/14/16
FG %	.875 (7-8) at LSU, 1/15/17
3FG	4, 2x, last at Florida, 1/8/17
3FGA	10 vs. Minnesota, 12/11/16
3FG %	1.000 (2-2) at LSU, 1/15/17
FT	7 vs. Kentucky, 2/26/17
FTA	9 vs. Kentucky, 2/26/17
FT %	1.000 (5-5) at LSU, 1/15/17
Reb	12 vs. UNC Asheville, 3/17/17
Off Reb	7 vs. UNC Asheville, 3/17/17
Blk	3 at LSU, 1/15/17
Stl	5 at Savannah State, 12/21/16
Asst	7 vs. Minnesota, 12/11/16
Min	38, 4x, last at UConn, 2/13/17

Tyasha Harris

Pts	13 vs. Kentucky, 2/26/17
FG	5 at Savannah State, 12/21/16
FGA	11 at UConn, 2/13/17
FG %	1.000 (3-3) vs. Kentucky, 2/26/17
3FG	3, 2x, last vs. Georgia, 1/12/17
3FGA	8 at UConn, 2/13/17
3FG %	.750 (3-4) vs. Minnesota, 12/11/16
FT	6, 2x, last vs. Kentucky, 2/26/17
FTA	8, 2x, last vs. Kentucky, 2/26/17
FT %	.750 (6-8), 2x, last vs. Kentucky, 2/26/17
Reb	5, 2x, last vs. UNC Asheville, 3/17/17
Stl	4 vs. Georgia, 1/12/17
Asst	8 vs. Kentucky, 2/26/17
Min	38 vs. Tennessee, 1/30/17

Mikiah Herbert Harrigan

Pts	17 vs. Kentucky, 3/4/17
FG	7 vs. Kentucky, 3/4/17
FGA	11, 2x, last at Texas A&M, 2/23/17
FG %	1.000 (5-5) vs. Vanderbilt, 2/16/17
3FGA	2 vs. Saint Peter's, 11/22/16
FT	5 vs. Louisville, 11/27/16
FTA	5, 2x, last vs. Louisville, 11/27/16
FT %	1.000 (5-5) vs. Louisville, 11/27/16
Reb	10 vs. Georgia, 3/3/17
Off Reb	4 vs. Hampton, 11/20/16
Def Reb	7 vs. Georgia, 3/3/17
Blk	4 vs. Alabama, 1/1/17
Stl	2 vs. Saint Peter's, 11/22/16
Asst	2, 4x, vs. Minnesota, 12/11/16
Min	25, 2x, last vs. Georgia, 1/12/17

Victoria Patrick

Pts	4, 2x, last at Savannah State, 12/21/16
FG	1, 7x, last at Arkansas, 2/5/17
FGA	6 vs. UNC Asheville, 3/17/17
3FG	1, 8x, last vs. UNC Asheville, 3/17/17
3FGA	5 vs. UNC Asheville, 3/17/17
FT	1, 3x, last vs. Alabama, 1/1/17
FTA	3 at Savannah State, 12/21/16
Reb	2, 4x, last vs. Vanderbilt, 2/16/17
Off Reb	1, 3x, last vs. Vanderbilt, 2/16/17
Stl	2 vs. Saint Peter's, 11/22/16
Asst	2 at Savannah State, 12/21/16
Min	15, 3x, last vs. UNC Asheville, 3/17/17

A'ja Wilson

Pts	31 at Texas, 12/1/16
FG	12 at Texas, 12/1/16
FGA	19, 2x, last vs. Texas A&M, 1/17/16
FG %	.875 (7-8) vs. Maine, 11/21/16
FT	14 vs. Hampton, 11/20/16
FTA	15 vs. LSU, 2/12/15
FT %	1.000 (14-14) vs. Hampton, 11/20/16
Reb	19 at Kentucky, 3/1/15
Off Reb	7 at Alabama, 2/22/16
Def Reb	14 at Kentucky, 3/1/15
Blk	8, 2x, last vs. Texas A&M, 1/17/16
Stl	5 vs. Vanderbilt, 2/16/17
Asst	5 vs. Louisville, 11/27/16
Min	39 at Texas A&M, 1/31/16

The Last Time...

Individual

Scored 50 Points

South Carolina 51, Jocelyn Penn vs. Stetson, 1/4/03
Opponent Never

Scored 40 Points

South Carolina 51, Jocelyn Penn vs. Stetson, 1/4/03
Opponent 46, Cornelia Gayden, LSU, 1/14/95

Scored 30 Points

South Carolina 31, A'ja Wilson at Texas, 12/1/16
Opponent 31, Makayla Epps, Kentucky, 3/4/17

Grabbed 20 Rebounds

South Carolina 25, Kelsey Bone vs. Boston University, 12/28/09
Opponent 22, Monique Billings, UCLA, 12/18/16

Grabbed 15 Rebounds

South Carolina 15, A'ja Wilson at Texas A&M, 2/23/17
Opponent 22, Monique Billings, UCLA, 12/18/16

Two Players with 20 or More Points

South Carolina A'ja Wilson 25/Kaella Davis 20 vs. Kentucky, 2/26/17
Opponent Makayla Epps 31/Evelyn Akhator 24, Kentucky, 3/4/17

Two Players with 10 or More Rebounds

South Carolina A'ja Wilson 15/Kaella Davis 11 at Texas A&M, 2/23/17
Opponent Breanna Stewart 10/Gabby Williams 10, UConn, 2/8/16

Had 10 Assists

South Carolina 10, Tina Roy vs. Savannah State, 12/14/14
Opponent 10, Curtyce Knox, at Texas A&M, 2/23/17

Had Five Steals

South Carolina 6, Bianca Cuevas-Moore at Texas A&M, 2/23/17
Opponent 5, Leaonna Odom, at Duke, 12/4/16

Had Five Blocked Shots

South Carolina 7, A'ja Wilson vs. Georgia, 3/3/17
Opponent 6, Kelsey Lang, at Texas, 12/1/16

Had a Double-Double

South Carolina Allisha Gray (22 pts/12 rebs) vs. UNC Asheville, 3/17/17
Opponent Teaira McCowan (15 pts/12 rebs) vs. Mississippi State, 3/5/17

Two Players had a Double-Double

South Carolina Alaina Coates (14 pts/13 rebs)/A'ja Wilson (23 pts/13 rebs) at Florida, 1/8/17
Opponent Sheila Boykin (12 pts/12 rebs)/Danielle Ballard (16 pts/12 rebs), LSU, 2/12/15

Three Players had a Double-Double

South Carolina Ashley Bruner (16 pts/12 rebs)/Aleighsa Welch (16 pts/ 11 rebs)/Elem Ibiam (12 pts/10 rebs) vs. Kansas, 3/25/13
Opponent Merlakia Jones (26 pts/10 rebs)/Takilya Davis (19 pts/13 rebs)/DeLisha Milton (14 pts/15 rebs), at Florida, 2/20/94

Had a Triple-Double

South Carolina Alaina Coates (29 pts/16 rebs/10 blks) vs. Winthrop, 12/13/15
Opponent Never

Team

Scored 100 Points

South Carolina 102 at Alabama, 1/8/15
Opponent 103, Clemson, 11/21/03

Won by 30 or More Points

South Carolina 82-51 (31) vs. Vanderbilt, 2/16/17
Opponent 66-34 (32), Georgia, 3/4/11

Shot 65% or Better from the Field

South Carolina .652 (45-69) vs. East Tennessee State, 12/19/00
Opponent Never

Shot 60% or Better from the Field

South Carolina .618 (34-55) vs. Kentucky, 2/26/17
Opponent .604 (29-48), Vanderbilt, 1/18/01

Shot 50% or Better from the Field

South Carolina .569 (37-65) vs. UNC Asheville, 3/17/17
Opponent .500 (30-60) at Duke, 12/4/16

No Players in Double-Figure Points

South Carolina at Auburn, 1/19/12
Opponent Arkansas, 1/3/16

Five Players in Double-Figure Points

South Carolina vs. Kentucky, 2/26/17
Opponent Arkansas, 2/14/10

More Than Five Players in Double-Figure Points

South Carolina 6 vs. Syracuse, 3/22/15
Opponent 6 at Georgia, 2/13/03

Faced AP Top-25 Opponent

Win 95-87 vs. No. 22 Kentucky, 2/26/17
Loss 89-77 vs. No. 20 Kentucky, 3/4/17

Faced AP Top-10 Opponent

Win 66-57 vs. No. 9 UCLA, 12/18/16
Loss 59-49 vs. No. 6 Mississippi State, 3/5/17

Faced AP Top-5 Opponent

Win 64-61 vs. No. 4 Mississippi State, 1/23/17
Loss 87-62 at No. 2 UConn, 2/9/15

Faced AP No. 1 Team

Win Never
Loss 55-66 at No. 1 UConn, 2/13/17

Overtime Game

Win 58-55 vs. Drexel, 11/28/12
Loss 65-57 at Texas A&M, 1/16/14

Double-Overtime Game

Win 92-91 at Florida State, 2/4/91
Loss 92-94 at Clemson, 11/19/09

South Carolina Was Ranked (AP Poll)

No. 1 2/9/15
Top 5 No. 3, 3/13/17
Top 10 No. 7, 2/20/17
Top 25 No. 13, 12/30/13

South Carolina Single-Quarter Records

Italics indicates set in 2016-17

TEAM

Scoring

Most	Points
1. vs. Saint Peter's, 11/22/16, 1st qtr.	37
2. vs. Arkansas, 1/3/16, 2nd qtr.	35
3. vs. Minnesota, 12/11/16, 2nd qtr.	33
4. vs. Hampton, 11/20/16, 2nd qtr.	32
5. vs. Kentucky, 2/26/17, 4th qtr.	30
vs. Kentucky, 3/5/16, 4th qtr.	30
vs. Ohio State, 11/13/15, 1st qtr.	30

Fewest

Fewest	Points
1. at Mississippi State, 1/24/16, 1st qtr.	7
2. vs. Saint Peter's, 11/22/16, 4th qtr.	8
vs. UConn, 2/8/16, 3rd qtr.	8
vs. UConn, 2/8/16, 1st qtr.	8
at Texas A&M, 1/31/16, 2nd qtr.	8
at Tennessee, 2/15/16, 1st qtr.	8
at Kentucky, 1/14/16, 1st qtr.	8

Fewest Allowed

Fewest Allowed	Points
1. vs. Mississippi State, 3/5/17, 4th qtr.	4
vs. Saint Peter's, 11/22/16, 4th qtr.	4
vs. Hampton, 11/20/16, 4th qtr.	4
vs. Georgia, 2/18/16, 2nd qtr.	4
5. vs. Maine, 11/21/16, 1st qtr.	5
vs. Auburn, 3/4/16, 2nd qtr.	5
at Ole Miss, 2/25/16, 2nd qtr.	5
at Auburn, 1/21/16, 2nd qtr.	5
vs. Missouri, 1/10/16, 1st qtr.	5

Most Allowed

Most Allowed	Points
1. vs. Kentucky, 2/26/17, 4th qtr.	32
2. vs. Syracuse, 3/25/16, 4th qtr.	30
3. vs. Ohio State, 11/13/15, 1st qtr.	26
4. vs. Kentucky, 3/4/17, 3rd qtr.	24
vs. Tennessee, 1/30/17, 4th qtr.	24
vs. Georgia, 2/18/16, 4th qtr.	24
vs. Missouri, 1/10/16, 4th qtr.	24

Margin of Difference

Lead	Score	Margin
1. vs. Arkansas, 1/3/16, 2nd qtr.	35-9	+26
2. vs. Saint Peter's, 11/22/16, 1st qtr.	37-12	+25
3. at Auburn, 1/5/17, 1st qtr.	29-6	+23
4. vs. Arkansas, 1/3/16, 3rd qtr.	29-7	+22
5. vs. Winthrop, 12/13/15, 1st qtr.	26-7	+19
at Clemson, 11/18/15, 3rd qtr.	27-8	+19

Deficit

Deficit	Score	Margin
1. vs. Syracuse, 3/25/16, 4th qtr.	16-30	-14
2. vs. UConn, 2/8/16, 3rd qtr.	8-19	-11
at Texas A&M, 1/31/16, 2nd qtr.	8-19	-11
4. vs. Georgia, 1/12/17, 2nd qtr.	10-20	-10
5. vs. Tennessee, 1/30/17, 2nd qtr.	10-19	-9
vs. UConn, 2/8/16, 1st qtr.	8-17	-9

Field Goals

Made	FGM
1. vs. Saint Peter's, 11/22/16, 1st qtr.	15
2. vs. Arkansas, 1/3/16, 2nd qtr.	14
3. vs. Kentucky, 3/4/17, 1st qtr.	13
4. vs. Minnesota, 12/11/16, 3rd qtr.	12
vs. Minnesota, 12/11/16, 2nd qtr.	12
vs. Ohio State, 11/13/15, 4th qtr.	12
vs. UNCG, 11/15/15, 3rd qtr.	12

Attempts

Attempts	FGA
1. at Auburn, 1/5/17, 1st qtr.	22
2. vs. Vanderbilt, 2/16/17, 1st qtr.	21
vs. Tennessee, 1/30/17, 1st qtr.	21
vs. Minnesota, 12/11/16, 1st qtr.	21
vs. Saint Peter's, 11/22/16, 1st qtr.	21
vs. Kentucky, 3/5/16, 1st qtr.	21
vs. Ole Miss, 1/28/16, 1st qtr.	21
vs. Ohio State, 11/13/15, 4th qtr.	21

Highest Percentage

Highest Percentage	FGM-A	Pct
1. vs. Kentucky, 3/5/16, 4th qtr.	11-13	.846
2. vs. Hampton, 12/16/15, 3rd qtr.	8-10	.800
3. vs. LSU, 2/28/16, 2nd qtr.	7-9	.778
4. at Clemson, 11/18/15, 3rd qtr.	9-12	.750
5. vs. Arkansas, 1/3/16, 2nd qtr.	14-19	.737

Lowest Percentage

Lowest Percentage	FGM-A	Pct
1. vs. Georgia, 1/12/17, 2nd qtr.	1-12	.083
2. vs. UCLA, 12/18/16, 1st qtr.	2-15	.133
3. vs. UConn, 2/8/16, 3rd qtr.	3-17	.176
4. vs. Georgia, 2/18/16, 1st qtr.	2-11	.182
at Mississippi State, 1/24/16, 1st qtr.	2-11	.182

Lowest %age Allowed

Lowest %age Allowed	FGM-A	Pct
1. vs. Vanderbilt, 2/16/17, 4th qtr.	1-16	.063
2. vs. UNC Asheville, 3/17/17, 3rd qtr.	1-15	.067
3. at Florida, 1/8/17, 2nd qtr.	1-14	.071
4. at Auburn, 1/5/17, 4th qtr.	1-12	.083
5. at Ole Miss, 2/25/16, 2nd qtr.	2-18	.111
vs. Missouri, 1/0/16, 1st qtr.	2-18	.111

Highest %age Allowed

Highest %age Allowed	FGM-A	Pct
1. at LSU, 1/15/17, 2nd qtr.	9-12	.750
2. vs. Tennessee, 1/30/17, 4th qtr.	9-13	.692
vs. Mississippi St., 1/23/17, 2nd qtr.	9-13	.692
4. vs. Kentucky, 3/4/17, 1st qtr.	10-16	.625
5. at Vanderbilt, 1/7/16, 2nd qtr.	8-13	.615

Rebounding

Total	Rebs
1. at Ohio state, 11/14/16, 1st qtr.	20
2. vs. Clemson, 12/15/16, 2nd qtr.	18
vs. Kansas State, 3/20/16, 3rd qtr.	18
at Alabama, 2/22/16, 4th qtr.	18
5. at Florida, 1/18/17, 2nd qtr.	17
vs. Clemson, 12/15/16, 4th qtr.	17
vs. Louisville, 11/27/16, 3rd qtr.	17
vs. Hampton, 11/20/16, 4th qtr.	17
vs. Ohio State, 11/13/15, 3rd qtr.	17

Margin

Margin	Rebs	Margin
1. at Alabama, 2/22/16, 4th qtr.	18-3	+15
2. vs. Clemson, 12/15/16, 2nd qtr.	18-4	+14
3. vs. Saint Peter's, 11/22/16, 1st qtr.	16-3	+13
vs. Hampton, 12/16/15, 4th qtr.	15-2	+13
5. vs. Mississippi State, 3/5/17, 4th qtr.	16-5	+11
at Ohio State, 11/14/16, 1st qtr.	20-9	+11
vs. Kansas State, 3/20/16, 3rd qtr.	18-7	+11
vs. Hampton, 12/16/15, 2nd qtr.	16-5	+11

INDIVIDUAL

Scoring

Most	Points
1. Kaela Davis at Auburn, 1/5/17, 1st qtr.	19
2. Tina Roy vs. Arkansas, 1/3/16, 3rd qtr.	15
3. Kaela Davis vs. Minnesota, 12/11/16, 2nd qtr.	14
Tina Roy vs. Syracuse, 3/25/16, 2nd qtr.	14
5. B. Cuevas-Moore vs. UNCA, 3/17/17, 2nd qtr.	12
Allisha Gray vs. Mississippi St., 1/23/17, 3rd qtr.	12
Alaina Coates vs. Hampton, 11/20/16, 2nd qtr.	12
Alaina Coates vs. Kentucky, 2/4/16, 4th qtr.	12
A'ja Wilson, vs. Duke, 12/6/15, 3rd qtr.	12
A'ja Wilson vs. Ohio State, 11/13/15, 4th qtr.	12

Rebounding

Most	Rebs
1. Alaina Coates at Arkansas, 2/5/17, 1st qtr.	9
Alaina Coates at Georgia, 1/26/17, 2nd qtr.	9
3. A'ja Wilson vs. Mississippi State, 3/5/17, 4th qtr.	8
Alaina Coates vs. Georgia, 1/12/17, 1st qtr.	8
A'ja Wilson at Florida, 1/8/17, 2nd qtr.	8
A'ja Wilson vs. UCLA, 12/18/16, 4th qtr.	8
Alaina Coates vs. Louisville, 11/27/16, 3rd qtr.	8
Alaina Coates vs. Hampton, 11/20/16, 3rd qtr.	8
Alaina Coates vs. Ole Miss, 1/28/16, 2nd qtr.	8

Staley Era Team Records

Italics indicates set in 2016-17

Scoring

Most	Points
1. vs. Savannah State, 12/14/14	111
2. at Alabama, 1/8/15	102
3. vs. Clemson, 11/20/14	99
vs. Ole Miss, 1/30/14	99
vs. Charleston Southern, 11/9/13	99

Fewest	Points
1. at Stanford, 11/26/10	32
2. vs. Georgia, 3/4/11	34
3. vs. Mississippi State, 3/5/09	39
4. at Georgia, 1/13/13	40
5. at Mississippi State, 2/26/09	41

Fewest Allowed	Points
1. vs. South Carolina State, 12/14/11	21
2. vs. Presbyterian, 11/27/11	24
3. vs. NC Central, 12/1/14	26
vs. SC State, 12/22/13	26
5. vs. NC Central, 12/2/13	27

Most Allowed	Points
1. at Clemson, 11/19/09	94
2. vs. North Carolina, 12/20/09	93
3. vs. Kentucky, 2/26/17	87
at Connecticut, 2/9/15	87
5. vs. Xavier, 11/12/10	84

Margin of Outcome

Victory	Score	Margin
1. vs. Charleston Southern, 11/8/13	99-29	+70
2. vs. NC Central, 12/1/14	90-26	+64
3. vs. Savannah State, 12/14/14	111-49	+62
4. vs. Clemson, 11/20/14	99-41	+58
5. vs. Saint Peter's, 11/22/16	93-38	+55

Defeat	Score	Margin
1. at Stanford, 11/26/10	32-70	-38
2. vs. Georgia, 3/4/11	34-66	-32
3. vs. Stanford, 12/19/08	47-78	-31
4. at Penn State, 11/21/10	48-78	-30
5. vs. Connecticut, 12/28/08	48-77	-29

Field Goals

Made	FGM
1. vs. Charleston Southern, 11/8/13	39
2. vs. Minnesota, 12/11/16	38
vs. Savannah State, 12/14/14	38
vs. Clemson, 11/20/14	38
5. vs. UNC Asheville, 3/17/17	37
vs. Saint Peter's, 11/22/16	37
vs. Kentucky, 3/5/16	37
at Alabama, 1/8/15	37
vs. Central Michigan, 12/20/14	37

Attempts	FGA
1. vs. Penn State, 11/20/11	76
2. at Clemson, 11/19/09	74
3. vs. Tennessee, 1/20/11	73
4. vs. Minnesota, 12/11/16	72
vs. Central Michigan, 12/20/14	72
vs. Clemson, 11/20/14	72
vs. Kansas, 3/25/13	72

Highest Percentage (Min. 40 FGA)	FGM-A	Pct
1. vs. Savannah State, 3/20/15	34-53	.642
2. at Alabama, 1/8/15	37-58	.638
3. vs. Kentucky, 2/26/17	34-55	.618
4. vs. Florida State, 3/29/15	30-49	.612
5. vs. Charleston Southern, 11/14/13	39-64	.609

Lowest Percentage (Min. 40 FGA)	FGM-A	Pct
1. at Stanford, 11/26/10	12-55	.218
2. vs. Georgia, 3/4/11	12-52	.231
3. at Florida, 1/20/13	15-64	.234
4. at Kentucky, 2/5/09	13-55	.236
5. at Georgia, 1/2/11	13-54	.241

Lowest %age Allowed (Min. 40 FGA)	FGM-A	Pct
1. vs. South Carolina State, 12/14/11	6-48	.125
2. vs. NC Central, 12/2/13	8-50	.160
3. vs. Charleston Southern, 11/8/13	10-54	.185
4. vs. Arkansas, 3/6/15	11-57	.193
vs. Hampton, 11/22/12	11-57	.193

Highest %age Allowed (Min. 40 FGA)	FGM-A	Pct
1. vs. Connecticut, 12/28/08	35-62	.565
vs. Florida, 1/9/11	26-46	.565
3. vs. Xavier, 11/12/10	34-61	.557
4. at Connecticut, 2/9/15	31-56	.554
5. at Kentucky, 1/13/11	30-55	.545

3-Point Field Goals

Made	3FGM
1. vs. Minnesota, 12/11/16	16
2. at Auburn, 1/5/17	14
3. vs. Kentucky, 3/5/16	12
4. vs. Arkansas, 1/3/16	11
at Alabama, 1/8/15	11

Attempts	3FGA
1. vs. Minnesota, 12/11/16	33
2. vs. Syracuse, 3/25/16	32
3. vs. Penn State, 11/20/11	29
4. at Auburn, 1/5/17	28
vs. College of Charleston, 11/14/13	28
vs. North Carolina, 12/19/10	28

Percentage (Min. 5 3FGA)	3FGM-A	Pct
1. vs. Oregon State, 3/25/14	4-6	.667
vs. Ole Miss, 1/30/14	4-6	.667
vs. Savannah State, 12/28/13	4-6	.667
vs. Western Carolina, 12/29/12	6-9	.667
at Alabama, 1/10/10	8-12	.667
vs. Charlotte, 12/21/08	8-12	.667

Free Throws

Made	FTM
1. vs. Savannah State, 12/14/14	34
vs. Oregon State, 3/25/14	34
3. vs. Missouri, 1/10/16	32
vs. Ole Miss, 1/30/14	32
at Mississippi State, 1/6/12	32

Attempts	FTA
1. at Mississippi State, 1/6/13	50
2. vs. Savannah State, 12/28/13	48
3. vs. Savannah State, 12/14/14	47
4. vs. Missouri, 2/2/14	46
5. vs. Seton Hall, 11/17/13	44
vs. South Carolina State, 12/21/12	44

Percentage (Min. 10 FTA)	FTM-A	Pct
1. at Texas A&M, 2/23/17	15-16	.923
2. vs. Alabama, 1/19/14	10-11	.909
3. at Arkansas, 2/5/17	18-20	.900
4. vs. Auburn, 1/2/09	23-26	.885
5. at UCLA, 11/22/15	14-16	.875
vs. San Diego State, 11/28/09	14-16	.875

Rebounding

Total	Rebs
1. vs. College of Charleston, 11/14/13	62
2. at Florida, 1/20/13	59
3. at Alabama, 2/22/16	58
4. vs. Hampton, 11/22/12	57
5. vs. Savannah State, 12/14/14	56

Margin	Rebs	Margin
1. vs. Savannah State, 12/14/14	56-21	+35
2. vs. Hampton, 12/16/15	52-19	+33
3. at Alabama, 2/7/13	53-24	+29
4. at Alabama, 2/22/16	58-31	+28
vs. Hampton, 12/17/14	48-21	+27

Offensive	Off. Rebs
1. vs. Elon, 11/9/12	29
2. vs. College of Charleston, 11/23/11	27
3. vs. Kansas, 3/25/13	26
at Florida, 1/20/13	26
5. vs. Savannah State, 11/15/12	25
vs. Penn State, 11/20/11	25
at Penn State, 11/21/10	25

Turnovers

Fewest	TOs
1. at Tennessee, 2/2/12	4
2. vs. UNC Asheville, 3/17/17	5
vs. Vanderbilt, 2/16/17	5
vs. CSU Bakersfield, 11/28/15	5
at Clemson, 11/18/15	5
vs. Syracuse, 11/28/14	5
vs. Tennessee, 2/23/15	5
at Missouri, 2/28/13	5
vs. Georgia, 3/2/12	5
vs. Ole Miss, 3/3/11	5

Most	TOs
1. at Wake Forest, 12/3/08	32
2. at Ole Miss, 2/25/16	29
vs. Hampton, 11/22/12	29
vs. Kentucky, 1/15/12	29
4. at Kentucky, 1/13/11	28

Assists

1. vs. Minnesota, 12/11/16	29
2. vs. NC Central, 12/1/14	26
3. vs. Winthrop, 12/13/15	25
vs. UNCG, 11/15/15	25
vs. San Diego State, 11/23/14	25
vs. Clemson, 11/20/14	25
vs. Alabama, 1/19/14	25
vs. Charleston Southern, 11/8/13	25

Steals

1. vs. NC Central, 12/1/14	21
vs. Furman, 12/11/11	21
3. vs. San Diego State, 11/23/14	18
4. vs. Saint Peter's, 11/22/16	17
vs. Charleston Southern, 11/8/13	17

Blocked Shots

1. vs. Winthrop, 12/13/15	16
2. vs. Arkansas, 3/6/15	15
3. at Mississippi State, 2/6/14	14
vs. Kentucky, 1/9/14	14
5. at Kentucky, 3/1/15	12
vs. Charleston Southern, 11/8/13	12

Gamecock Individual Record Book Updates

Italics indicates current student-athlete

Scoring

Total Career Points	Gms	Points
1. Sheila Foster (1979-82)	134	2266
2. Shannon Johnson (1993-96)	109	2230
3. Brantley Southers (1982-86)	120	1982
4. Jocelyn Penn (1999-2003)	117	1939
5. Tiffany Mitchell (2013-16)	139	1885
6. Schonna Banner (1987-90)	125	1791
7. Martha Parker (1986-89)	124	1728
8. Karen Middleton (1988-91)	128	1714
9. Evelyn Johnson (1980-83)	113	1620
10. <i>Alaina Coates (2014-present)</i>	133	1603

Career Field Goal Percentage	FGM-A	Pct.
1. <i>Alaina Coates (2014-present)</i>	597-963	.620
2. Jocelyn Penn (2012-15)	757-1277	.593
3. Aleighsa Welch (2012-15)	560-970	.577
4. Beth Hunt (1989-90)	558-967	.577
5. Schonna Banner (1987-90)	775-1426	.543

SEC Career Points	Gms	Points
1. Tiffany Mitchell (2013-16)	64	862
2. Shannon Johnson (1993-96)	44	836
3. Jocelyn Penn (1999-2003)	55	807
4. <i>A'ja Wilson (2015-present)</i>	46	733
5. Annie Lester (1997-2000)	54	731
6. <i>Alaina Coates (2014-present)</i>	52	727

SEC Single-Season Points	Gms	Points
1. Jocelyn Penn (2002-03)	13	280
2. Annie Lester (1997-98)	14	267
3. Shannon Johnson (1993-94)	11	262
4. <i>A'ja Wilson (2015-16)</i>	16	260
5. <i>A'ja Wilson (2016-17)</i>	14	255

Total Career Free Throws Made	Gms	Rebs
1. Shannon Johnson (1993-96)	109	478
2. Martha Parker (1986-89)	124	473
3. Tiffany Mitchell (2013-16)	139	447
4. Sheila Foster (1979-82)	134	418
5. Jocelyn Penn (1999-03)	117	411
6. <i>Alaina Coates (2014-present)</i>	133	409
7. <i>A'ja Wilson (2015-present)</i>	100	382

Total Career Free Throw Attempts	Gms	Rebs
1. Shannon Johnson (1993-96)	109	679
2. Martha Parker (1986-89)	124	641
3. Sheila Foster (1979-82)	134	624
4. <i>Alaina Coates (2014-present)</i>	133	638
5. Jocelyn Penn (1999-03)	117	604
6. Tiffany Mitchell (2013-16)	139	578
7. <i>A'ja Wilson (2015-present)</i>	100	545
Aleighsa Welch (2012-15)	137	545

Rebounding

Total Career Rebounds	Gms	Rebs
1. Sheila Foster (1979-82)	134	1427
2. <i>Alaina Coates (2014-present)</i>	133	1230
3. Marsha Williams (1990-93)	116	1026
4. Aleighsa Welch (2012-15)	137	956
5. Schonna Banner (1987-90)	125	901

Total Career Offensive Rebounds	Gms	DR
1. Aleighsa Welch (2012-15)	137	449
2. Marsha Williams (1990-93)	116	427
3. <i>Alaina Coates (2014-present)</i>	133	380
4. Annie Lester (1997-2000)	110	348
5. Jocelyn Penn (1999-03)	117	345

Total Career Defensive Rebounds	Gms	DR
1. <i>Alaina Coates (2014-present)</i>	133	850
2. Marsha Williams (1990-93)	116	599
3. Petra Ujhelyi (2000-03)	119	579
4. <i>A'ja Wilson (2015-present)</i>	100	515
5. Aleighsa Welch (2012-15)	137	507

SEC Career Rebounds	Gms	Rebs
1. <i>Alaina Coates (2014-present)</i>	62	599
2. Aleighsa Welch (2012-15)	62	430
3. Annie Lester (1997-2000)	54	376
4. <i>A'ja Wilson (2015-present)</i>	46	374
5. Petra Ujhelyi (2000-03)	56	363

SEC Career Defensive Rebounds	Gms	Rebs
1. <i>Alaina Coates (2014-present)</i>	62	437
2. <i>A'ja Wilson (2015-present)</i>	46	250
3. Petra Ujhelyi (2000-03)	56	249
4. Aleighsa Welch (2012-15)	62	240
5. Iva Sliskovic (2004-07)	56	210
Annie Lester (1997-2000)	54	210

Total Single-Season Defensive Rebs.	Gms	DR
1. <i>Alaina Coates (2015-16)</i>	34	253
2. Beth Hunt (1989-90)	33	230
3. <i>Alaina Coates (2016-17)</i>	28	208
4. <i>Alaina Coates (2013-14)</i>	34	203
5. <i>A'ja Wilson (2015-16)</i>	33	199

SEC Single-Season Rebounds	Gms	Rebs
1. <i>Alaina Coates (2015-16)</i>	16	177
2. <i>Alaina Coates (2016-17)</i>	15	166
3. Kelsey Bone (2009-10)	16	138
4. <i>A'ja Wilson (2015-16)</i>	16	136
<i>Alaina Coates (2013-14)</i>	16	136

SEC Single-Season Defensive Rebs.	Gms	DR
1. <i>Alaina Coates (2015-16)</i>	16	140
2. <i>Alaina Coates (2016-17)</i>	15	123
3. <i>Alaina Coates (2013-14)</i>	16	100
4. Kelsey Bone (2009-10)	16	99
5. <i>A'ja Wilson (2015-16)</i>	16	93

Double-Doubles

Total Career	Gms	Tot.
1. Sheila Foster (1979-82)	134	72
2. <i>Alaina Coates (2014-present)</i>	133	57
3. Marsha Williams (1990-93)	116	44
4. Denise Nanney (1975-77)	78	42
5. Katrina Anderson (1978-79)	71	41
6. Sharon Gilmore (1983-86)	110	32
7. Brantley Southers (1982-86)	120	29
8. Beth Hunt (1989-90)	63	27
9. <i>A'ja Wilson (2015-present)</i>	100	27
10. Schonna Banner (1987-90)	125	25

SEC Career	Gms	Tot.
1. <i>Alaina Coates (2014-present)</i>	62	27
2. <i>A'ja Wilson (2015-present)</i>	46	13
3. Marsha Williams (1992-93)	22	11
4. Aleighsa Welch (2012-15)	62	10
Annie Lester (1997-2000)	54	10

Single-Season	Gms	Tot.
1. Katrina Anderson (1977-78)	34	25
2. Sheila Foster (1980-81)	34	23
3. Denise Nanney (1974-75)	30	22
4. <i>Alaina Coates (2015-16)</i>	35	20
Sheila Foster (1981-82)	31	20
Sheila Foster (1979-80)	36	20
7. Marsha Williams (1991-92)	28	17
8. Katrina Anderson (1978-79)	37	16
9. <i>Alaina Coates (2016-17)</i>	28	15
Beth Hunt (1989-90)	33	15

SEC Single-Season	Gms	Tot.
1. <i>Alaina Coates (2015-16)</i>	16	10
2. <i>Alaina Coates (2016-17)</i>	15	7
3. Marsha Williams (1991-92)	11	6
4. <i>A'ja Wilson (2016-17)</i>	14	5
<i>A'ja Wilson (2015-16)</i>	16	5
Alaina Coates (2014-15)	15	5
Alaina Coates (2013-14)	16	5
Aleighsa Welch (2013-14)	16	5
Annie Lester (1997-98)	14	5
Marsha Williams (1992-93)	11	5

Blocks

Total Career	Gms	Blocks
1. <i>A'ja Wilson (2015-present)</i>	100	243
2. <i>Alaina Coates (2014-present)</i>	133	210
3. Lakesha Tolliver (2004-07)	112	177
4. Elem Ibiam (2012-15)	126	164
5. Michelle Murray (1990-93)	96	148

SEC Career	Gms	Blocks
1. <i>A'ja Wilson (2015-present)</i>	46	116
2. <i>Alaina Coates (2014-present)</i>	62	92
3. Aleisha Welch (201-15)	62	73
Petra Ujhelyi (2000-03)	56	72
5. Elem Ibiam (2012-15)	57	69

Total Single-Season	Gms	Blocks
1. <i>A'ja Wilson (2015-16)</i>	32	103
2. Elem Ibiam (2013-14)	34	83
3. <i>A'ja Wilson (2016-17)</i>	30	75
4. <i>Alaina Coates (2013-14)</i>	34	73
5. <i>A'ja Wilson (2014-15)</i>	37	65

SEC Single-Season	Gms	Blocks
1. <i>A'ja Wilson (2015-16)</i>	16	53
2. Elem Ibiam (2013-14)	16	44
3. <i>Alaina Coates (2013-14)</i>	16	35
4. <i>A'ja Wilson (2014-15)</i>	16	32
5. <i>A'ja Wilson (2016-17)</i>	14	31
Aleighsa Welch (2013-14)	16	31



2016-17 South Carolina Basketball
#3/4 South Carolina Combined Team Statistics (as of Mar 17, 2017)
All games



RECORD:	OVERALL	HOME	AWAY	NEUTRAL
ALL GAMES	28-4	14-1	10-3	4-0
CONFERENCE	14-2	7-1	7-1	0-0
NON-CONFERENCE	14-2	7-0	3-2	4-0

##	Player	gp-gs	min	Total		3-Point		F-Throw		Rebounds			pf	dq	a	to	blk	stl	pts	avg		
				fg-fga	fg%	3fg-fga	3fg%	ft-fga	ft%	off	def	tot									avg	
22	WILSON, A'ja	30-30	844	28.1	199-338	.589	0-1	.000	131-181	.724	75	151	226	7.5	64	1	44	56	75	36	529	17.6
41	COATES, Alaina	28-27	749	26.8	140-209	.670	0-0	.000	82-126	.651	92	208	300	10.7	66	1	45	39	39	32	362	12.9
10	GRAY, Allisha	32-31	902	28.2	151-296	.510	34-107	.318	74-104	.712	61	85	146	4.6	68	1	83	42	19	44	410	12.8
03	DAVIS, Kaela	32-31	880	27.5	134-372	.360	52-150	.347	64-80	.800	33	91	124	3.9	75	1	71	72	0	31	384	12.0
01	CUEVAS-MOORE, Bia	32-14	721	22.5	94-232	.405	34-88	.386	58-75	.773	14	48	62	1.9	48	0	63	49	2	51	280	8.8
52	HARRIS, Tyasha	32-22	820	25.6	63-152	.414	22-72	.306	24-35	.686	4	52	56	1.8	48	0	106	50	7	31	172	5.4
21	HERBERT HARRIGAN	32-3	534	16.7	66-141	.468	1-4	.250	33-47	.702	37	73	110	3.4	52	2	18	36	36	11	166	5.2
04	CLINEY, Doniyah	32-1	550	17.2	27-68	.397	6-19	.316	25-43	.581	38	54	92	2.9	44	0	38	32	1	30	85	2.7
00	PATRICK, Victoria	22-0	140	6.4	9-34	.265	8-27	.296	3-9	.333	3	8	11	0.5	8	0	4	4	2	3	29	1.3
12	BRADSHAW, Araion	22-0	143	6.5	5-19	.263	4-10	.400	7-10	.700	4	12	16	0.7	17	0	13	10	0	6	21	1.0
15	DAVIS, Tiffany	17-1	117	6.9	4-22	.182	2-17	.118	5-7	.714	3	12	15	0.9	6	0	6	5	1	1	15	0.9
Team										43	66	109										
Total.....		32	6400		892-1883	.474	163-495	.329	506-717	.706	407	860	1267	39.6	496	6	491	403	182	276	2453	76.7
Opponents.....		32	6400		678-1925	.352	143-540	.265	307-441	.696	406	649	1055	33.0	618	21	333	490	88	176	1806	56.4

TEAM STATISTICS	SC	OPP	Date	Opponent	Score	Att.
SCORING	2453	1806	11/14/16	at #7/6 Ohio State	w 92-80	6683
Points per game	76.7	56.4	@ 11/20/16	HAMPTON	w 92-38	11795
Scoring margin	+20.2	-	@ 11/21/16	MAINE	w 79-42	11057
FIELD GOALS-ATT	892-1883	678-1925	@ 11/22/16	SAINT PETER'S	w 93-38	11455
Field goal pct	.474	.352	@ 11/27/16	vs #4/4 Louisville	w 83-59	1812
3 POINT FG-ATT	163-495	143-540	12/01/16	at #14/15 Texas	w 76-67	3330
3-point FG pct	.329	.265	12/04/16	at Duke	L 63-74	6036
3-pt FG made per game	5.1	4.5	12/11/16	MINNESOTA	w 98-58	12461
FREE THROWS-ATT	506-717	307-441	12/15/16	CLEMSON	w 83-61	11916
Free throw pct	.706	.696	12/18/16	#9/9 UCLA	w 66-57	13367
F-Throws made per game	15.8	9.6	12/21/16	at Savannah State	w 70-30	1411
REBOUNDS	1267	1055	* 01/01/17	ALABAMA	w 93-45	12069
Rebounds per game	39.6	33.0	* 01/05/17	at Auburn	w 73-47	2144
Rebounding margin	+6.6	-	* 01/08/17	at Florida	w 81-62	2232
ASSISTS	491	333	* 01/12/17	GEORGIA	w 66-63	12043
Assists per game	15.3	10.4	* 01/15/17	at LSU	w 84-61	2840
TURNOVERS	403	490	* 01/19/17	OLE MISS	w 65-46	12518
Turnovers per game	12.6	15.3	* 01/23/17	#4/4 MISSISSIPPI ST.	w 64-61	13120
Turnover margin	+2.7	-	* 01/26/17	at Georgia	w 62-44	3540
Assist/turnover ratio	1.2	0.7	* 01/30/17	TENNESSEE	L 74-76	13690
STEALS	276	176	* 02/02/17	at #25/- Kentucky	w 75-63	5533
Steals per game	8.6	5.5	* 02/05/17	at Arkansas	w 79-49	1650
BLOCKS	182	88	* 02/09/17	AUBURN	w 60-41	13360
Blocks per game	5.7	2.8	02/13/17	at #1/1 UConn	L 55-66	10167
ATTENDANCE	188155	80540	* 02/16/17	VANDERBILT	w 82-51	13089
Home games-Avg/Game	15-12544	13-4443	* 02/19/17	at Mizzou	L 60-62	5789
Neutral site-Avg/Game	-	4-5696	* 02/23/17	at Texas A&M	w 80-64	6402
			* 02/26/17	#22/- KENTUCKY	w 95-87	18000
			^ 03/03/17	vs Georgia	w 72-48	5702
			^ 03/04/17	vs #20/24 Kentucky	w 89-77	7554
			^ 03/05/17	vs #6/7 Mississippi State	w 59-49	7715
			\$ 03/17/17	UNC ASHEVILLE	w 90-40	8215

* = Conference game

@ = Basketball Hall of Fame Women's Challenge (Columbia, S.C./Springfield, Mass.)

^ = SEC Tournament (Greenville, S.C.)

\$ = NCAA Tournament (Columbia, S.C.)



2016-17 South Carolina Basketball
#3/4 South Carolina Combined Team Statistics (as of Mar 17, 2017)
Last 5



RECORD:	OVERALL	HOME	AWAY	NEUTRAL
ALL GAMES	5-0	2-0	0-0	3-0
CONFERENCE	1-0	1-0	0-0	0-0
NON-CONFERENCE	4-0	1-0	0-0	3-0

##	Player	gp-gs	min	avg	Total		3-Point		F-Throw		Rebounds			pf	dq	a	to	blk	stl	pts	avg			
					fg-fga	fg%	3fg-fga	3fg%	ft-fa	ft%	off	def	tot											
22	WILSON, A'ja	5-5	155	31.0	37-61	.607	0-0	.000	28-37	.757	7	32	39	7.8	8	0	5	5	19	7	102	20.4		
03	DAVIS, Kaela	5-5	148	29.6	29-59	.492	7-15	.467	10-11	.909	4	15	19	3.8	14	0	11	11	0	3	75	15.0		
10	GRAY, Allisha	5-4	135	27.0	26-45	.578	3-9	.333	9-12	.750	13	13	26	5.2	11	0	7	3	2	3	64	12.8		
01	CUEVAS-MOORE, Bia	5-2	120	24.0	17-35	.486	4-12	.333	9-11	.818	3	8	11	2.2	6	0	13	9	0	9	47	9.4		
21	HERBERT HARRIGAN	5-2	111	22.2	16-26	.615	0-0	.000	10-12	.833	6	14	20	4.0	10	0	4	2	5	1	42	8.4		
41	COATES, Alaina	2-1	31	15.5	5-8	.625	0-0	.000	4-7	.571	2	8	10	5.0	2	0	3	1	1	2	14	7.0		
52	HARRIS, Tyasha	5-5	142	28.4	11-19	.579	3-5	.600	8-11	.727	0	11	11	2.2	12	0	27	11	0	4	33	6.6		
04	CLINEY, Doniyah	5-0	89	17.8	6-12	.500	1-2	.500	6-8	.750	6	7	13	2.6	5	0	8	2	0	2	19	3.8		
15	DAVIS, Tiffany	4-1	32	8.0	1-5	.200	1-5	.200	2-2	1.000	0	2	2	0.5	4	0	4	1	0	0	5	1.3		
00	PATRICK, Victoria	3-0	21	7.0	1-6	.167	1-5	.200	0-0	.000	0	1	1	0.3	1	0	0	1	0	0	3	1.0		
12	BRADSHAW, Araion	3-0	16	5.3	0-0	.000	0-0	.000	1-2	.500	0	2	2	0.7	2	0	1	1	0	1	1	0.3		
Team											1	12	13											
Total.....		5	1000		149-276	.540	20-53	.377	87-113	.770	42	125	167	33.4	75	0	83	49	27	32	405	81.0		
Opponents.....		5	1000		114-320	.356	20-90	.222	53-65	.815	71	94	165	33.0	91	3	48	64	12	17	301	60.2		

TEAM STATISTICS	SC	OPP	Date	Opponent	Score	Att.
SCORING	405	301	* 02/26/17	#22/- KENTUCKY	w 95-87	18000
Points per game	81.0	60.2	^ 03/03/17	vs Georgia	w 72-48	5702
Scoring margin	+20.8	-	^ 03/04/17	vs #20/24 Kentucky	w 89-77	7554
FIELD GOALS-ATT	149-276	114-320	^ 03/05/17	vs #6/7 Mississippi State	w 59-49	7715
Field goal pct	.540	.356	\$ 03/17/17	UNC ASHEVILLE	w 90-40	8215
3 POINT FG-ATT	20-53	20-90	* = Conference game			
3-point FG pct	.377	.222	@ = Basketball Hall of Fame Women's Challenge (Columbia, S.C./Springfield, Mass.)			
3-pt FG made per game	4.0	4.0	^ = SEC Tournament (Greenville, S.C.)			
FREE THROWS-ATT	87-113	53-65	\$ = NCAA Tournament (Columbia, S.C.)			
Free throw pct	.770	.815				
F-Throws made per game	17.4	10.6				
REBOUNDS	167	165				
Rebounds per game	33.4	33.0				
Rebounding margin	+0.4	-				
ASSISTS	83	48				
Assists per game	16.6	9.6				
TURNOVERS	49	64				
Turnovers per game	9.8	12.8				
Turnover margin	+3.0	-				
Assist/turnover ratio	1.7	0.8				
STEALS	32	17				
Steals per game	6.4	3.4				
BLOCKS	27	12				
Blocks per game	5.4	2.4				
ATTENDANCE	26215	20971				
Home games-Avg/Game	2-13108	0-0				
Neutral site-Avg/Game	-	3-6990				

Score by Periods	1st	2nd	3rd	4th	Totals
#3/4 South Carolina	106	108	80	111	405
Opponents	72	68	75	86	301



2016-17 South Carolina Basketball
#3/4 South Carolina Game-by-Game Highs (as of Mar 17, 2017)
All games



Opponent	Date	Score	Points	Rebounds	Assists	Steals	Blocked shots
at #7/6 Ohio State	11/14/16	92-80	37-DAVIS, Kaela	13-COATES, Alaina	5-DAVIS, Kaela	3-DAVIS, Kaela	3-WILSON, A'ja
HAMPTON	11/20/16	92-38	28-COATES, Alaina	16-COATES, Alaina	5-DAVIS, Kaela	2-CUEVAS-MOORE, GRAY, Allisha CLINEY, Doniyah BRADSHAW, Araion	2-HERBERT HARRI COATES, Alaina WILSON, A'ja
MAINE	11/21/16	79-42	14-WILSON, A'ja	14-COATES, Alaina	4-CLINEY, Doniyah	2-CLINEY, Doniyah CUEVAS-MOORE,	4-WILSON, A'ja
SAINT PETER'S	11/22/16	93-38	16-COATES, Alaina	8-GRAY, Allisha CLINEY, Doniyah	5-GRAY, Allisha	5-CUEVAS-MOORE,	2-HERBERT HARRI WILSON, A'ja
vs #4/4 Louisville	11/27/16	83-59	17-COATES, Alaina GRAY, Allisha WILSON, A'ja	14-COATES, Alaina	6-HARRIS, Tyasha	4-COATES, Alaina	2-WILSON, A'ja
at #14/15 Texas	12/01/16	76-67	31-WILSON, A'ja	12-WILSON, A'ja	2-HERBERT HARRI CUEVAS-MOORE,	3-WILSON, A'ja HARRIS, Tyasha	4-WILSON, A'ja
at Duke	12/04/16	63-74	18-WILSON, A'ja	6-DAVIS, Kaela GRAY, Allisha WILSON, A'ja	6-GRAY, Allisha	2-DAVIS, Kaela CUEVAS-MOORE,	2-COATES, Alaina
MINNESOTA	12/11/16	98-58	22-DAVIS, Kaela	11-COATES, Alaina	7-GRAY, Allisha	2-WILSON, A'ja GRAY, Allisha CUEVAS-MOORE,	4-COATES, Alaina
CLEMSON	12/15/16	83-61	20-WILSON, A'ja	10-WILSON, A'ja COATES, Alaina	4-CUEVAS-MOORE, WILSON, A'ja DAVIS, Kaela	2-COATES, Alaina GRAY, Allisha	4-COATES, Alaina
#9/9 UCLA	12/18/16	66-57	20-COATES, Alaina	14-COATES, Alaina	2-GRAY, Allisha DAVIS, Kaela	2-DAVIS, Kaela	3-HERBERT HARRI
at Savannah State	12/21/16	70-30	18-WILSON, A'ja	7-COATES, Alaina CLINEY, Doniyah	5-CUEVAS-MOORE,	5-GRAY, Allisha	3-HERBERT HARRI
ALABAMA	01/01/17	93-45	23-WILSON, A'ja	11-COATES, Alaina	6-HARRIS, Tyasha	3-COATES, Alaina	4-HERBERT HARRI
at Auburn	01/05/17	73-47	21-DAVIS, Kaela	11-WILSON, A'ja	7-CUEVAS-MOORE,	1-WILSON, A'ja HARRIS, Tyasha COATES, Alaina DAVIS, Kaela	2-HERBERT HARRI WILSON, A'ja COATES, Alaina
at Florida	01/08/17	81-62	23-WILSON, A'ja	13-COATES, Alaina WILSON, A'ja	2-COATES, Alaina WILSON, A'ja GRAY, Allisha HARRIS, Tyasha	4-GRAY, Allisha	3-WILSON, A'ja
GEORGIA	01/12/17	66-63	25-CUEVAS-MOORE,	11-COATES, Alaina	3-HARRIS, Tyasha CUEVAS-MOORE,	4-HARRIS, Tyasha	1-PATRICK, Victoria
at LSU	01/15/17	84-61	24-COATES, Alaina	11-COATES, Alaina	3-DAVIS, Kaela CUEVAS-MOORE, HARRIS, Tyasha	3-CLINEY, Doniyah	3-GRAY, Allisha
OLE MISS	01/19/17	65-46	15-COATES, Alaina	15-COATES, Alaina	5-HARRIS, Tyasha	3-COATES, Alaina	2-HERBERT HARRI
#4/4 MISSISSIPPI ST.	01/23/17	64-61	26-WILSON, A'ja	12-COATES, Alaina	3-COATES, Alaina HARRIS, Tyasha	2-WILSON, A'ja GRAY, Allisha	3-WILSON, A'ja
at Georgia	01/26/17	62-44	19-WILSON, A'ja	13-COATES, Alaina	3-WILSON, A'ja	3-COATES, Alaina	4-COATES, Alaina
TENNESSEE	01/30/17	74-76	18-CUEVAS-MOORE,	9-COATES, Alaina	6-HARRIS, Tyasha	2-CLINEY, Doniyah	2-WILSON, A'ja
at #25/- Kentucky	02/02/17	75-63	20-COATES, Alaina WILSON, A'ja	18-COATES, Alaina	6-CLINEY, Doniyah	3-GRAY, Allisha DAVIS, Kaela	5-WILSON, A'ja
at Arkansas	02/05/17	79-49	18-WILSON, A'ja COATES, Alaina	19-COATES, Alaina	5-HARRIS, Tyasha	3-CLINEY, Doniyah	2-HERBERT HARRI
AUBURN	02/09/17	60-41	17-WILSON, A'ja	9-COATES, Alaina	6-GRAY, Allisha	3-HARRIS, Tyasha	2-HERBERT HARRI HARRIS, Tyasha WILSON, A'ja
at #1/1 UConn	02/13/17	55-66	17-WILSON, A'ja	15-COATES, Alaina	4-COATES, Alaina	2-HARRIS, Tyasha GRAY, Allisha	3-WILSON, A'ja
VANDERBILT	02/16/17	82-51	15-DAVIS, Kaela COATES, Alaina	8-WILSON, A'ja	5-GRAY, Allisha	5-WILSON, A'ja	3-COATES, Alaina
at Mizzou	02/19/17	60-62	23-WILSON, A'ja	9-WILSON, A'ja	3-GRAY, Allisha	3-GRAY, Allisha CUEVAS-MOORE,	3-WILSON, A'ja
at Texas A&M	02/23/17	80-64	21-WILSON, A'ja	15-WILSON, A'ja	4-HARRIS, Tyasha	6-CUEVAS-MOORE,	3-WILSON, A'ja
#22/- KENTUCKY	02/26/17	95-87	25-WILSON, A'ja	10-WILSON, A'ja	8-HARRIS, Tyasha	2-COATES, Alaina	2-WILSON, A'ja
vs Georgia	03/03/17	72-48	18-WILSON, A'ja	10-HERBERT HARRI	6-HARRIS, Tyasha	2-CUEVAS-MOORE,	7-WILSON, A'ja
vs #20/24 Kentucky	03/04/17	89-77	26-WILSON, A'ja	8-WILSON, A'ja	4-DAVIS, Kaela	2-HARRIS, Tyasha	5-WILSON, A'ja
vs #6/7 Mississippi State	03/05/17	59-49	23-DAVIS, Kaela	9-WILSON, A'ja	5-HARRIS, Tyasha	3-WILSON, A'ja	4-WILSON, A'ja
UNC ASHEVILLE	03/17/17	90-40	22-GRAY, Allisha	12-GRAY, Allisha	7-HARRIS, Tyasha	4-CUEVAS-MOORE,	1-GRAY, Allisha HERBERT HARRI



2016-17 South Carolina Basketball
#3/4 South Carolina Points-Rebounds-Assists (as of Mar 17, 2017)
All games



Opponent	Date	Score	00		01		03		04		10		12		15	
			PATRICK,VI	CUEVAS-MOO	DAVIS,KAEL	CLINEY,DON	GRAY,ALLIS	BRADSHAW,A	DAVIS,TIFF							
at #7/6 Ohio State	11/14/16	92-80	w	0-0-0	9-2-2	37-10-5	0-1-0	24-7-3	0-0-0	0-0-0						
HAMPTON	11/20/16	92-38	w	4-2-1	4-1-1	3-7-5	2-1-0	16-1-4	0-1-1	4-2-0						
MAINE	11/21/16	79-42	w	3-1-0	7-1-2	10-3-3	4-4-4	10-3-3	0-0-1	2-2-1						
SAINT PETER'S	11/22/16	93-38	w	3-0-1	11-3-3	14-3-3	3-8-1	13-8-5	3-0-1	0-3-1						
vs #4/4 Louisville	11/27/16	83-59	w	0-0-0	4-1-3	13-8-1	3-4-0	17-3-0	0-0-0	1-2-0						
at #14/15 Texas	12/01/16	76-67	w	DNP	7-0-2	12-3-1	0-0-0	8-4-0	DNP	DNP						
at Duke	12/04/16	63-74	L	DNP	9-2-2	14-6-2	0-0-0	11-6-6	DNP	0-1-0						
MINNESOTA	12/11/16	98-58	w	3-0-0	6-2-1	22-3-4	6-8-3	18-5-7	3-2-2	0-1-0						
CLEMSON	12/15/16	83-61	w	0-0-0	4-2-4	17-3-4	7-9-1	8-2-1	0-1-1	0-0-0						
#9/9 UCLA	12/18/16	66-57	w	DNP	10-5-1	2-4-2	6-4-0	11-3-2	DNP	DNP						
at Savannah State	12/21/16	70-30	w	4-2-2	3-3-5	6-4-3	3-7-0	12-4-4	2-1-1	DNP						
ALABAMA	01/01/17	93-45	w	3-2-0	9-1-1	16-3-2	1-5-1	7-2-2	1-3-2	3-0-0						
at Auburn	01/05/17	73-47	w	3-0-0	19-2-7	21-5-2	3-1-6	5-4-2	DNP	0-0-0						
at Florida	01/08/17	81-62	w	0-0-0	3-2-1	10-6-1	1-1-0	18-6-2	0-0-0	DNP						
GEORGIA	01/12/17	66-63	w	0-0-0	25-2-3	4-3-2	0-4-1	14-7-1	DNP	DNP						
at LSU	01/15/17	84-61	w	0-0-0	17-2-3	8-2-3	3-1-0	21-5-2	3-1-0	DNP						
OLE MISS	01/19/17	65-46	w	0-1-0	7-2-0	14-1-0	4-2-1	11-5-4	2-0-0	DNP						
#4/4 MISSISSIPPI ST.	01/23/17	64-61	w	DNP	2-1-0	4-0-1	1-0-0	17-7-1	DNP	DNP						
at Georgia	01/26/17	62-44	w	DNP	6-6-1	8-3-1	7-4-1	18-4-1	3-0-1	DNP						
TENNESSEE	01/30/17	74-76	L	DNP	18-3-0	15-2-0	0-1-0	14-8-1	0-0-0	DNP						
at #25/- Kentucky	02/02/17	75-63	w	0-0-0	3-0-2	7-2-0	3-1-6	11-5-2	0-0-0	DNP						
at Arkansas	02/05/17	79-49	w	3-0-0	10-2-0	10-3-2	0-5-1	10-4-4	0-3-1	DNP						
AUBURN	02/09/17	60-41	w	0-0-0	0-1-0	11-0-5	2-1-1	9-3-6	0-1-0	DNP						
at #1/1 UConn	02/13/17	55-66	L	DNP	11-4-0	3-2-0	0-0-0	7-2-2	DNP	DNP						
VANDERBILT	02/16/17	82-51	w	0-2-0	7-1-3	15-5-3	2-5-3	11-2-5	1-0-1	0-2-0						
at Mizzou	02/19/17	60-62	L	DNP	6-0-1	6-3-2	3-0-0	13-4-3	DNP	0-0-0						
at Texas A&M	02/23/17	80-64	w	0-0-0	16-0-2	7-11-3	2-2-0	12-6-3	2-1-0	0-0-0						
#22/- KENTUCKY	02/26/17	95-87	w	DNP	4-1-0	20-1-3	0-1-0	17-3-1	DNP	3-0-1						
vs Georgia	03/03/17	72-48	w	0-0-0	8-5-5	9-1-0	11-3-2	17-4-1	0-1-0	0-0-0						
vs #20/24 Kentucky	03/04/17	89-77	w	0-0-0	13-3-3	17-3-4	4-2-3	6-2-2	0-0-0	0-0-0						
vs #6/7 Mississippi Sta	03/05/17	59-49	w	DNP	4-2-2	23-5-3	2-4-3	2-5-0	DNP	DNP						
UNC ASHEVILLE	03/17/17	90-40	w	3-1-0	18-0-3	6-9-1	2-3-0	22-12-3	1-1-1	2-2-3						

Opponent	Date	Score	21		22		41		52	
			HERBERT HA	WILSON,A'J	COATES,ALA	HARRIS,TYA				
at #7/6 Ohio State	11/14/16	92-80	w	4-5-0	5-3-0	10-13-3	3-0-3			
HAMPTON	11/20/16	92-38	w	8-7-2	20-7-2	28-16-1	3-2-2			
MAINE	11/21/16	79-42	w	13-8-2	14-3-2	12-14-0	4-2-3			
SAINT PETER'S	11/22/16	93-38	w	9-4-0	14-5-4	16-7-2	7-0-1			
vs #4/4 Louisville	11/27/16	83-59	w	11-2-1	17-5-5	17-14-1	0-0-6			
at #14/15 Texas	12/01/16	76-67	w	2-4-2	31-12-0	6-7-0	10-1-0			
at Duke	12/04/16	63-74	L	0-3-1	18-6-0	8-5-2	3-1-1			
MINNESOTA	12/11/16	98-58	w	5-3-2	10-6-2	16-11-2	9-1-6			
CLEMSON	12/15/16	83-61	w	8-5-0	20-10-4	19-10-3	0-1-0			
#9/9 UCLA	12/18/16	66-57	w	2-7-0	13-13-0	20-14-0	2-1-1			
at Savannah State	12/21/16	70-30	w	3-6-0	18-3-1	9-7-2	10-5-1			
ALABAMA	01/01/17	93-45	w	4-5-1	23-9-2	19-11-1	7-1-6			
at Auburn	01/05/17	73-47	w	2-4-0	10-11-1	5-6-0	5-3-2			
at Florida	01/08/17	81-62	w	7-3-0	23-13-2	14-13-2	5-2-2			
GEORGIA	01/12/17	66-63	w	0-2-0	DNP	12-11-1	11-4-3			
at LSU	01/15/17	84-61	w	2-2-0	DNP	24-11-2	6-4-3			
OLE MISS	01/19/17	65-46	w	2-3-0	6-4-0	15-15-2	4-4-5			
#4/4 MISSISSIPPI ST.	01/23/17	64-61	w	0-0-0	26-9-2	9-12-3	5-1-3			
at Georgia	01/26/17	62-44	w	0-0-0	19-11-3	1-13-0	0-0-2			
TENNESSEE	01/30/17	74-76	L	0-1-0	14-4-1	7-9-2	6-1-6			
at #25/- Kentucky	02/02/17	75-63	w	4-2-0	20-9-3	20-18-1	7-1-5			
at Arkansas	02/05/17	79-49	w	6-6-0	18-1-0	18-19-4	4-1-5			
AUBURN	02/09/17	60-41	w	2-2-0	17-6-1	16-9-1	3-2-4			
at #1/1 UConn	02/13/17	55-66	L	0-3-1	17-5-1	10-15-4	7-2-3			
VANDERBILT	02/16/17	82-51	w	12-1-0	10-8-1	15-7-2	9-2-1			
at Mizzou	02/19/17	60-62	L	5-1-1	23-9-0	2-3-1	2-3-1			
at Texas A&M	02/23/17	80-64	w	13-1-1	21-15-2	DNP	7-0-4			
#22/- KENTUCKY	02/26/17	95-87	w	0-3-1	25-10-3	13-9-2	13-1-8			
vs Georgia	03/03/17	72-48	w	5-10-0	18-7-0	DNP	4-2-6			
vs #20/24 Kentucky	03/04/17	89-77	w	17-3-2	26-8-1	1-1-1	5-2-1			
vs #6/7 Mississippi Sta	03/05/17	59-49	w	6-2-0	15-9-0	DNP	7-1-5			
UNC ASHEVILLE	03/17/17	90-40	w	14-2-1	18-5-1	DNP	4-5-7			



2016-17 South Carolina Basketball
#3/4 South Carolina Team Game-by-Game Comparison (as of Mar 17, 2017)
All games



Opponent	1st	2nd	Score	Mar	Total FG	FG Pct	3-Pointers	3FG Pct	Free Throws	FT Pct	Rebounds	Assist	T/Over	Block	Steal	Fouls	
#7/6 Ohio State	44/39	48/41	92-80	+12	31-64/28-70	.484/.400	4-11/7-27	.364/.259	26-41/17-24	.634/.708	48/36	+12	16/10	17/17	5/5	9/2	22/29
HAMPPTON	53/26	39/12	92-38	+54	29-70/14-58	.414/.241	6-21/4-15	.286/.267	28-35/6-12	.800/.500	50/36	+14	19/9	9/24	8/3	12/3	12/26
MAINE	43/19	36/23	79-42	+37	33-59/15-56	.559/.268	3-14/5-22	.214/.227	10-16/7-9	.625/.778	42/27	+15	21/9	10/13	5/2	7/4	11/15
SAINT PETER'S	64/21	29/17	93-38	+55	37-66/16-54	.561/.296	10-24/4-20	.417/.200	9-17/2-2	.529/1000	44/24	+20	22/6	13/22	7/1	17/11	4/14
#4/4 Louisville	37/29	46/30	83-59	+24	27-60/23-60	.450/.383	5-17/6-18	.294/.333	24-31/7-10	.774/.700	46/29	+17	17/14	13/17	6/9	7/3	19/27
#14/15 Texas	33/30	43/37	76-67	+9	22-52/28-68	.423/.412	2-10/4-13	.200/.308	30-40/7-14	.750/.500	37/40	(3)	5/13	13/17	6/9	10/5	18/29
Duke	29/36	34/38	63-74	(11)	24-57/30-60	.421/.500	6-23/5-12	.261/.417	9-14/9-11	.643/.818	33/30	+3	14/8	19/16	3/3	6/14	11/15
MINNESOTA	57/27	41/31	98-58	+40	38-72/18-63	.528/.286	16-33/10-32	.485/.313	6-10/12-18	.600/.667	45/38	+7	29/12	11/14	9/3	9/6	17/17
CLEMSON	38/28	45/33	83-61	+22	31-67/21-61	.463/.344	4-14/2-11	.286/.182	17-25/17-23	.680/.739	49/30	+19	18/5	13/11	11/2	6/5	19/20
#9/9 UCLA	26/26	40/31	66-57	+9	22-66/22-78	.333/.282	1-3/4-27	.333/.148	21-32/9-17	.656/.529	54/47	+7	6/9	15/9	5/7	4/11	14/27
Savannah State	39/12	31/18	70-30	+40	30-62/11-51	.484/.216	6-16/4-16	.154/.200	8-16/5-5	.500/1000	50/25	+25	19/3	10/16	6/1	12/7	9/9
ALABAMA	41/22	52/23	93-45	+48	34-64/16-59	.531/.271	14-28/3-18	.375/.250	19-26/9-12	.731/.750	44/27	+17	18/9	14/22	10/4	12/6	18/21
Auburn	41/25	32/22	73-47	+26	28-56/16-58	.500/.276	6-18/4-10	.500/.167	3-4/12-15	.750/.800	37/32	+5	20/6	15/11	6/1	4/4	19/11
Florida	47/24	34/38	81-62	+19	30-69/23-63	.435/.365	6-18/4-10	.333/.400	15-23/12-20	.652/.600	48/42	+6	10/11	14/22	6/2	13/6	22/22
GEORGIA	30/27	36/36	66-63	+3	22-60/24-57	.367/.421	6-18/7-15	.333/.467	16-22/8-14	.727/.571	34/40	(6)	11/19	11/18	1/4	13/4	14/22
LSU	49/36	35/25	84-61	+23	29-51/26-60	.569/.433	5-12/1-6	.417/.167	21-26/8-16	.808/.500	31/30	+1	13/8	16/18	4/1	12/8	15/19
OLE MISS	37/22	28/24	65-46	+19	23-57/19-52	.404/.365	2-9/2-9	.222/.222	17-24/6-14	.708/.429	41/31	+10	12/12	14/18	5/3	8/6	12/20
#4/4 MISSISSIPPI ST.	28/35	36/26	64-61	+3	20-42/26-66	.476/.394	3-13/6-16	.231/.375	21-28/3-9	.750/.333	33/34	(1)	10/16	14/9	5/3	5/8	17/23
Georgia	23/15	39/29	62-44	+18	20-57/20-54	.351/.370	5-16/1-10	.313/.100	17-31/3-8	.548/.375	45/38	+7	10/9	10/18	8/5	10/4	15/21
TENNESSEE	36/39	38/37	74-76	(2)	28-61/29-59	.459/.492	5-14/3-8	.357/.375	13-17/15-21	.765/.714	36/28	+8	10/14	13/9	2/2	5/7	21/15
#25- Kentucky	42/23	33/40	75-63	+12	28-56/21-62	.500/.339	7-19/6-19	.368/.316	12-15/15-20	.800/.750	40/29	+11	19/9	17/14	8/0	7/5	18/15
Arkansas	43/25	36/24	79-49	+30	28-58/18-65	.483/.277	5-14/6-29	.357/.207	18-20/7-8	.900/.875	46/30	+16	17/10	12/13	4/1	10/4	13/17
AUBURN	29/16	31/25	60-41	+19	25-44/14-47	.568/.298	5-14/7-18	.357/.389	5-8/6-8	.625/.750	30/21	+9	18/10	14/10	7/3	3/8	10/11
#1/1 UConn	29/35	26/31	55-66	(11)	20-57/26-63	.351/.413	6-21/4-17	.286/.235	9-14/10-10	.643/1000	36/38	(2)	11/20	17/12	5/2	6/8	18/17
VANDERBILT	46/26	36/25	82-51	+31	32-67/12-53	.478/.226	3-18/4-18	.167/.222	15-31/23-28	.484/.821	37/41	(4)	19/7	5/20	7/1	12/2	19/28
Mizzou	30/26	30/36	60-62	(2)	21-51/24-49	.412/.490	3-18/6-18	.167/.333	15-22/8-11	.682/.727	26/34	(8)	9/10	14/21	3/1	12/6	19/23
Texas A&M	41/35	39/29	80-64	+16	31-62/24-59	.500/.407	3-11/5-11	.273/.455	15-16/11-17	.938/.647	38/33	+5	15/17	11/15	5/2	13/2	15/14
#22- KENTUCKY	48/40	47/47	95-87	+8	34-55/30-67	.618/.448	2-7/9-26	.286/.346	25-34/18-21	.735/.857	31/29	+2	19/12	9/9	4/1	4/5	19/26
Georgia	42/16	30/32	72-48	+24	23-52/18-64	.442/.281	6-14/4-15	.429/.267	20-25/8-10	.800/.800	36/40	(4)	14/12	12/17	8/3	7/4	11/15
#20/24 Kentucky	47/36	42/41	89-77	+12	32-56/30-72	.571/.417	4-6/2-19	.667/.105	21-27/15-19	.778/.789	26/42	(16)	17/11	6/10	7/2	5/2	16/20
#6/7 Mississippi State	29/26	30/23	59-49	+10	23-48/21-59	.479/.356	4-8/0-15	.500/.000	9-11/7-7	.818/1000	29/28	+1	13/7	17/14	5/5	6/4	14/16
UNC ASHEVILLE	48/22	42/18	90-40	+50	37-65/15-58	.569/.259	4-18/5-15	.222/.333	12-16/5-8	.750/.625	45/26	+19	20/6	5/14	3/1	10/2	15/14

Note: Game totals are displayed in the format TEAM/OPPONENT for each category