



**GAMEDAY INFORMATION**

Stadium..... Williams-Brice Stadium  
Capacity.....80,250

**TV .....ESPN**  
Play-by-Play.....Brad Nessler  
Analyst.....Todd Blackledge  
Sideline.....Holly Rowe

**Gamecock Replay.....SportSouth**  
Play-by-Play.....Andy Demetra  
Analyst.....Brad Muller

**Local Radio.....Gamecock Radio**  
Play-by-Play.....Todd Ellis  
Analysis.....Tommy Suggs  
Sideline.....Terry Cousin

**Satellite Radio.....Sirius 91/XM 91**

**SERIES CAPSULE**

Series History.....CU leads 65-39-4  
In Columbia.....CU leads 49-30-3  
In Clemson.....CU leads 16-9-1  
First Meeting (1896 in Columbia).....SC 12, CU 6  
Last Meeting (2010 in Clemson).....SC 29, CU 7  
Last Meeting in Columbia (2009).....SC 34, CU 17  
Current Streak.....SC has won 2 in a row  
Spurrier vs. Clemson.....3-3  
Swinney vs. South Carolina.....1-2

**SOUTH CAROLINA QUICK FACTS**

Location.....Columbia, S.C.  
Founded.....1801  
Enrollment.....29,957  
Conference.....Southeastern (Eastern Division)  
Colors.....Garnet (PMS 202C) & Black  
Surface.....Natural Grass

**SOUTH CAROLINA COACHES**

Head Coach.....Steve Spurrier  
Special Teams Coordinator/Spurs.....John Butler  
Running Game Coordinator/  
Offensive Line.....Shawn Elliott  
Running Backs/Tight Ends.....Jay Graham  
Safeties.....Jeep Hunter  
Assistant Head Coach/  
Assistant Coach—Defense/Linebackers.. Ellis Johnson  
Defensive Line.....Brad Lawing  
Quarterbacks.....G.A. Mangus  
Passing Game Coordinator/  
Wide Receivers/Recruiting Coord.....Steve Spurrier Jr.  
Defensive Coordinator/Cornerbacks.....Lorenzo Ward  
Director—Football Operations.....Jamie Speronis  
Strength & Conditioning Coach.....Craig Fitzgerald  
Head Football Athletic Trainer.....Clint Haggard



**SOUTH CAROLINA GAMECOCKS**  
**9-2 Overall; 6-2 SEC**  
**AP: No. 14/Coaches: No. 13**  
**BCS Standings: 12**

Head Coach.....Steve Spurrier  
Alma Mater.....Florida (1967)  
Career Record.....195-75-2 (22nd year)  
South Carolina Record.....53-35 (7th year)  
Media Relations Director.....Steve Fink  
Fink Email.....finksc@mailbox.sc.edu  
Fink Office.....803-777-7987  
Fink Cell.....803-240-5268  
Assistant SID.....Andrew Kitick  
Kitick Email.....kitick@mailbox.sc.edu  
Kitick Office.....803-777-5257  
Kitick Cell.....803-240-4150  
Office Fax.....803-777-2967  
Official Website.....www.gamecocksonline.com

**SOUTH CAROLINA SCHEDULE**

DATE	Opponent	Time/Score	TV
09/03	East Carolina (Charlotte)	W, 56-37	FSN
09/10	at Georgia*	W, 45-42	ESPN
09/17	Navy	W, 24-21	ESPN2
09/24	Vanderbilt*	W, 21-3	ESPN2
10/01	Auburn*	L, 13-16	CBS
10/08	Kentucky*	W, 54-3	SECNet
10/15	at Mississippi State*	W, 14-12	SECNet
10/29	at Tennessee*	W, 14-3	ESPN2
11/05	at Arkansas*	L, 28-44	ESPN
11/12	Florida*	W, 17-12	CBS
11/19	The Citadel	W, 41-20	PPV
11/26	Clemson	7:45 pm	ESPN



**CLEMSON TIGERS**  
**9-2 Overall; 6-2 ACC**  
**AP: No. 18; Coaches: No. 17**  
**BCS Standings: 17**

Head Coach.....Dabo Swinney  
Alma Mater.....Alabama (1993)  
Career Record.....28-17 (3rd full year)  
Clemson Record.....28-17 (3rd full year)  
Assistant AD/Football SID.....Tim Bourret  
Bourret Email.....btimoth@clemson.edu  
Bourret Office.....864-656-1926  
Bourret Cell.....864-888-3490  
Associate SID/Secondary Football.....Brian Hennessy  
Sr. Associate SID.....Sam Blackman  
Office Fax.....864-656-0299  
Official Website.....www.clemson.com

**CLEMSON SCHEDULE**

DATE	Opponent	Time/Score	TV
09/03	Troy	W, 43-19	—
09/10	Wofford	W, 35-27	—
09/17	Auburn	W, 38-24	ABC
09/24	Florida State*	W, 35-30	ESPN
10/01	at Virginia Tech*	W, 23-3	ESPN2
10/08	Boston College*	W, 36-14	RSN
10/15	at Maryland*	W, 56-45	ESPNU
10/22	North Carolina*	W, 59-28	ESPN
10/29	at Georgia Tech*	L, 17-31	ABC
11/12	Wake Forest*	W, 31-28	ESPNU
11/19	at NC State*	L, 13-37	ABC
11/19	at South Carolina	7:45 pm	ESPN

**SETTING THE STAGE**

It's the annual Palmetto State Showdown as the No. 14/13 South Carolina Gamecocks (9-2, 6-2 SEC) host their in-state rival, the No. 18/17 Clemson Tigers (9-2, 6-2 ACC) on Saturday, Nov. 26, in the final regular season contest for both squads. ESPN will televise the 7:45 p.m. game nationally with Brad Nessler, Todd Blackledge and Holly Rowe providing the descriptions and accounts of the game. The Gamecocks are ranked 12th in the latest BCS Standings while the Tigers come in at No. 17. The game sponsor is Founders Federal Credit Union.

With nine wins, the Gamecocks are enjoying one of their best seasons in school history. Carolina posted six SEC wins for the first time, swept through the SEC East for the first time, and has a chance to win 10 or more games overall for just the second time in school history. They posted a school record 10 wins in 1984, and have won nine games on two previous occasions - first in 2001 and again in 2010. 2010-11 marks the first time they have won nine or more games in back-to-back seasons.

**SENIOR SALUTE:** The following 16 Gamecocks will be playing in their final game at Williams-Brice Stadium on Saturday: Antonio Allen, Eric Baker, Jason Barnes, Terrence Campbell, Josh Hinch, Melvin Ingram, Marty Markett, Byron McKnight, Kenny Miles, Kyle Nunn, Rodney Paulk, Travian Robertson, Joey Scribner-Howard, Rokevious Watkins, C.C. Whitlock, Jay Wooten. The senior class has won more games than any other class in school history.





# GAMECOCK ALL-AMERICA CANDIDATES



**#1 ALSHON JEFFERY**  
Wide Receiver

Junior ♦ 6-4 ♦ 229 ♦ 2 VL  
St. Matthews, S.C. (Calhoun County)

- ✓ Phil Steele Midseason fourth-team All-American and first-team All-SEC
- ✓ 2011 Watch Lists:
  - \*Biletnikoff, \*Walter Camp, \*Maxwell
- ✓ *Playboy* Preseason All-American
- ✓ *Phil Steele* Preseason All-American
- ✓ *Sporting News* SEC Preseason "Most Thrilling"
- ✓ *Sports Illustrated* Cover (8/15/11)
- ✓ Ranks fifth in the SEC with 43 catches (3.9/game)
- ✓ Ranks ninth in the SEC with 53.2 yds/gm
- ✓ Has caught a pass in 34 straight games
- ✓ Ranks on the Carolina all-time charts in all receiving categories including:
  - \*Receptions (2nd - 177)
  - \*Receiving Yards (1st - 2,865)
  - \*100-yard Receiving Games (1st - 11)
  - \*Receiving Touchdowns (2nd - 21)
  - \*Yards Per Reception (7th - 16.2)

**A. Jeffery's Statistics**

Year	GP/GS	Rec	Yds	Avg	TD	Long
'09	13/7	46	763	16.6	6	80
'10	14/14	88	1517	17.2	9	72
'11	11/10	43	585	13.6	6	50
<b>38/31</b>	<b>177</b>	<b>2865</b>	<b>16.2</b>	<b>21</b>	<b>80</b>	



**#6 MELVIN INGRAM**  
Defensive End

Senior ♦ 6-2 ♦ 276 ♦ 3 VL  
Hamlet, N.C. (Richmond County)

- ✓ Lombardi and Bednarik Award Semifinalist
- ✓ Phil Steele Midseason first-team All-American and first-team All-SEC
- ✓ Three-time SEC Player of the Week:
  - \*Special Teams (Sept. 10 vs. Georgia)
  - \*Defensive (Sept. 24 vs. Vanderbilt)
  - \*Defensive (Oct. 1 vs. Auburn)
- ✓ National Defensive Player of the Week
  - \*Walter Camp (Sept. 10 vs. Georgia)
- ✓ Has scored three touchdowns - two on fumble recoveries and one on a fake punt
- ✓ Tied for fourth in the SEC with 6.5 sacks
- ✓ Tied for sixth in the SEC with 11.5 TFLs
- ✓ Fourth in school history with 18.0 sacks
- ✓ Became just the third Division I player to score an offensive and defensive touchdown in the same game since 2006

**Ingram's Statistics**

Yr.	GP/GS	TT	TFL	QBS	PBU	QBH
'07	12/0	15	1.0	1.0	0	0
'08						
-Redshirted-						
'09	13/1	18	3.5	1.5	1	1
'10	14/1	28	11.0	9.0	1	1
'11	11/11	39	11.5	6.5	2	5
<b>50/13</b>	<b>100</b>	<b>27.0</b>	<b>18.0</b>	<b>4</b>	<b>7</b>	



**#21 MARCUS LATTIMORE**  
Tailback

Sophomore ♦ 6-0 ♦ 232 ♦ 1 VL  
Duncan, S.C. (Byrnes)

- ✓ Phil Steele Midseason third-team All-American and first-team All-SEC
- ✓ 2011 Watch Lists:
  - \*Walter Camp, \*Maxwell, \*Doak Walker
- ✓ *Sporting News* Preseason
  - \*All-American
- ✓ *Sporting News* SEC Preseason
  - \*Player of the Year
- ✓ *Sporting News* Doak Walker
  - \*Preseason Favorite
- ✓ Suffered a season-ending knee injury in the Mississippi State game
- ✓ Finished the season averaging 116.9 yards rushing, 9.4 points and 142.9 yards of total offense per game

**Lattimore's Statistics**

-Rushing-						
Year	GP/GS	Att	Yds	Avg	TD	Long
2010	13/13	249	1197	4.8	17	58
2011	7/7	163	818	5.0	10	36
<b>20/20</b>	<b>412</b>	<b>2015</b>	<b>4.9</b>	<b>27</b>	<b>58</b>	
-Receiving-						
Year	GP/GS	Rec	Yds	Avg	TD	Long
2010	13/13	29	412	14.2	2	53
2011	7/7	19	182	9.6	1	52
<b>20/20</b>	<b>48</b>	<b>594</b>	<b>12.4</b>	<b>3</b>	<b>53</b>	



**#26 ANTONIO ALLEN**  
Spur

Senior ♦ 6-2 ♦ 202 ♦ 2 VL  
Ocala, Fla. (Trinity Catholic)

- ✓ Jim Thorpe Award Semifinalist
- ✓ Phil Steele Midseason third-team All-American and first-team All-SEC
- ✓ Leads the team and is ninth in the SEC with an average of 7.4 tackles per game
- ✓ Tied for the SEC lead and tied for 10th in the nation with three fumble recoveries
- ✓ Tied for third in the SEC and tied for 12th in the country with four forced fumbles
- ✓ Tenth in the SEC with three interceptions
- ✓ Credited with a career high 16 tackles in the season opening win over East Carolina
- ✓ Has scored two touchdowns - a fumble return against East Carolina and an interception return at Georgia
- ✓ Has recorded four games with 10 or more tackles this season

**Allen's Statistics**

Yr.	GP/GS	TT	TFL	INT	PBU	FF
'08	4/0	5	0.0	0	0	0
'09	12/8	35	0.0	0	2	0
'10	12/11	70	10.5	1	4	2
'11	10/10	74	8.5	3	1	4
<b>38/29</b>	<b>184</b>	<b>19.0</b>	<b>4</b>	<b>7</b>	<b>6</b>	



# GAMECOCK ALL-STAR CANDIDATES



## #98 DEVIN TAYLOR


**Defensive End**

Junior ♦ 6-7 ♦ 260 ♦ 2 VL  
Beaufort, S.C. (Beaufort)

- ✓ 2011 Watch Lists:
  - \*Bednarik
  - \*Lombardi
  - \*Nagurski
  - \*Hendricks
- ✓ *Phil Steele* Preseason All-American
- ✓ 2010 First-team All-SEC by the AP, *Phil Steele* and Rivals.com
- ✓ 2010 All-Sophomore first-team by CollegeFootballNews.com
- ✓ Has made 30 career starts
- ✓ Returned an interception 48 yards for a touchdown at Arkansas
- ✓ Ranks tied for 12th in the SEC with 4.0 sacks

### Taylor's Statistics

Yr.	GP/GS	TT	TFL	QBS	PBU	QBH
'09	12/5	28	5.5	2.0	0	2
'10	14/14	46	13.0	7.5	8	11
'11	11/11	33	5.5	4.0	2	6
<b>37/30</b>	<b>107</b>	<b>24.0</b>	<b>13.5</b>	<b>10</b>	<b>19</b>	



## #73 ROKEVIOUS WATKINS

**Offensive Tackle**

Senior ♦ 6-4 ♦ 340 ♦ 1 VL  
Fairburn, Ga. (Creekside)

- ✓ Phil Steele Midseason second-team All-SEC
- ✓ Outland Trophy Watch List
- ✓ SEC Offensive Lineman of the Week (Sept. 3 vs. East Carolina)
- ✓ Has made 25 consecutive starts

## SEC FRESHMAN OF THE YEAR CANDIDATE

## #7 JADEVEON CLOWNEY

**Defensive End**

Freshman ♦ 6-6 ♦ 254  
Rock Hill, S.C. (South Pointe)

- ✓ Phil Steele Midseason second-team All-SEC
- ✓ Tied for 7th in the SEC with 5.0 sacks
- ✓ Tied for the SEC lead and tied for sixth in the nation with five forced fumbles

### Clowney's Statistics

Yr.	GP/GS	TT	TFL	QBS	QBH	FF
'11	11/1	27	9.0	5.0	5	5



## #55 T.J. JOHNSON

**Offensive Center**

Junior ♦ 6-5 ♦ 316 ♦ 2 VL  
Aynor, S.C. (Aynor)

- ✓ Phil Steele Midseason third-team All-SEC
- ✓ 2011 Watch Lists:
  - \*Outland Trophy
  - \*Rimington Trophy
- ✓ Has made 38 consecutive starts



## #5 STEPHON GILMORE

**Cornerback**

Junior ♦ 6-1 ♦ 193 ♦ 2 VL  
Rock Hill, S.C. (South Pointe)

- ✓ Phil Steele Midseason third-team All-SEC
- ✓ 2011 Watch Lists:
  - \*Bednarik
  - \*Thorpe
  - \*Hornung
  - \*Lott Trophy (Quarterfinalist)
- ✓ *Playboy* Preseason All-American
- ✓ *Phil Steele* Preseason Second-Team All-American
- ✓ 2010 AP third-team All-American
- ✓ 2010 First-team All-SEC
- ✓ Tied for the team lead in career starts with 38, has started every game in his career
- ✓ Has three interceptions this season and seven in his career

### Gilmore's Statistics

Yr.	GP/GS	TT	TFL	QBS	INT	PBU
'09	13/13	56	6.0	3.0	1	8
'10	14/14	79	6.0	3.0	3	2
'11	11/11	41	2.0	1.0	3	7
<b>38/38</b>	<b>176</b>	<b>14.0</b>	<b>7.0</b>	<b>7</b>	<b>17</b>	





## 2011 SEC STANDINGS

### EASTERN DIVISION

	SEC PCT.	PF	PA	ALL	PCT.	PF	PA	
Georgia	7-1	.875	234	145	9-2	.818	377	196
S. Carolina	6-2	.750	206	135	9-2	.818	327	213
Florida	3-5	.375	166	191	6-5	.556	300	226
Vanderbilt	2-6	.250	169	187	5-6	.455	282	238
Tennessee	1-6	.143	85	212	5-6	.455	237	261
Kentucky	1-6	.143	84	235	4-7	.364	180	289

### WESTERN DIVISION

	SEC PCT.	PF	PA	ALL	PCT.	PF	PA	
LSU	7-0	1.000	239	50	11-0	1.000	417	110
Alabama	6-1	.857	229	53	10-1	.909	390	92
Arkansas	6-1	.857	249	156	10-1	.909	432	232
Auburn	4-3	.571	146	204	7-4	.636	277	310
Miss. State	1-6	.143	114	182	5-6	.455	275	236
Ole Miss	0-7	.000	90	261	2-9	.182	190	354

## Last Week in the SEC

South Carolina 41, The Citadel 20  
 Georgia 19, Kentucky 10  
 Auburn 35, Samford 16  
 Florida 54, Furman 32  
 Alabama 45, Georgia Southern 21  
 Arkansas 44, Mississippi State 17  
 LSU 52, Ole Miss 3  
 Tennessee 27, Vanderbilt 21 (OT)

## This Week in the SEC

### Friday, November 25

Arkansas at LSU, 2:30 pm, CBS

### Saturday, November 26

Georgia at Georgia Tech, Noon, ABC or ESPN  
 Tennessee at Kentucky, 12:21 pm, SEC Network  
 Alabama at Auburn, 3:30 pm, CBS  
 Vanderbilt at Wake Forest, 3:30 pm, ESPNU  
 Ole Miss at Mississippi State, 7 pm, ESPNU  
 Florida State at Florida, 7 pm, ESPN2  
 Clemson at South Carolina, 7:45 pm, ESPN

## SEC Championship

### Saturday, December 3

LSU/Alabama/Arkansas vs. Georgia  
 Georgia Dome, Atlanta, 4 pm, CBS



### A South Carolina win over Clemson would...

- ◆ Give the Gamecocks 10 wins in a season for just the second time in school history. The Gamecocks won 10 games in 1984 and nine games in both 2001 and 2010. The 2011 season is just the 11th season in school history with eight or more wins.
- ◆ Give the Gamecocks three-straight wins in the series with the Tigers for the first time since 1968-70.
- ◆ Give the Gamecocks 19 wins over the past two seasons, extending their record for wins in back-to-back years. With 18 wins (9 in 2010 and 9 in 2011), they have already surpassed the 2000 (8) and 2001 (9) combined total of 17 wins in back-to-back seasons.
- ◆ Extend the Gamecocks regular season non-conference winning streak to 12 straight games.

**A LITTLE HISTORY:** 2011 marks the 118th season of intercollegiate football at the University of South Carolina, dating back to 1892. It is the 105th-consecutive year in which South Carolina has competed on the gridiron. The University did not field a team in either 1893 or 1906. Carolina owns an all-time record of 552-543-44. The 2011 season marks South Carolina's 20th year in the Southeastern Conference. The Gamecocks earned their first SEC Eastern Division title in the 2010 season.

**THIS WEEK'S FOE:** The Gamecocks host the Clemson Tigers (9-2, 6-2 ACC). Clemson has won the Atlantic Division of the Atlantic Coast Conference and will play in their conference title game next week. They are coached by Dabo Swinney, who is in his third full season guiding the Tigers.

**CAROLINA VS. CLEMSON:** This is the 109th meeting between these two Palmetto State schools in a series that dates back to 1896. The teams have met every year since 1909, making the Carolina-Clemson series the second-longest running consecutively played rivalry in college football at 103 straight meetings, behind only Minnesota vs. Wisconsin (105). The Tigers hold a 65-39-4 advantage, including a 49-30-3 mark when playing in Columbia. However, the Gamecocks have won the last two and three of the last five meetings.

**EYEING THE TRIFECTA:** The Gamecocks have won each of the last two meetings and are looking to make it three straight over the Tigers. The last time South Carolina defeated Clemson in three straight games was from 1968-70, when Tommy Suggs was quarterbacking the Gamecocks to consecutive wins of 7-3, 27-13 and 38-32. Speaking of Suggs, he has been part of the Gamecock radio broadcast for 442 games, ranking fifth among active broadcasters.

**BOTH TEAMS RANKED:** For the sixth time in the last seven years in this rivalry game, at least one of the teams comes into the game ranked, but this is the first time both teams come into the game ranked since 2000 and just the fourth time overall. Despite being the lower ranked team in all three previous games when both teams were ranked, the Gamecocks have prevailed in two of those contests. Here are the dates when both teams were ranked by the AP entering the contest:

Year	South Carolina	Clemson	Result
1979	19	13	SC 13, CU 9
1987	12	8	SC 20, CU 7
2000	25	16	CU 16, SC 14
2011	14	18	???

### CAROLINA TEAM HIGHS VS. CLEMSON

Rushes: 72, 1969  
 Rushing Yards: 458, 1975  
 Pass Attempts: 47, 2008  
 Pass Completions: 30, 1995  
 Passing Yards: 353, 1995  
 Touchdown Passes: 5, 1975  
 Total Offense: 616, 1975  
 Touchdowns Scored: 8, 1975  
 Points Scored: 56, 1975  
 Margin of Victory: 36 (56-20), 1975  
 Interceptions: 4, 1968

### CAROLINA INDIVIDUAL HIGHS VS. CLEMSON

Rushes: 33, Earl Clary, 1933  
 Rushing Yards: 256, Steve Wadiak, 1950  
 Pass Attempts: 47, Chris Smelley, 2008  
 Pass Completions: 28, Steve Taneyhill, 1995  
 Passing Yards: 316, Tommy Suggs, 1970  
 Passes Had Intercepted: 6, Glenn Morris, 1971  
 Touchdown Passes: 5, Jeff Grantz, 1975  
 Receptions: 9, Sterling Sharpe, 1986  
 Receiving Yards: 167, Sterling Sharpe, 1986

### CAROLINA LONG PLAYS VS. CLEMSON

Rush: 77, Spencer Clark, 1977  
 Pass: 77, Todd Ellis to Ryan Bethea, 1987  
 Kickoff Return: 94, B. Bennett/R. Richardson, 1994  
 Punt Return: 84, Carroll McClain, 1955  
 Interception Return: 80, Crip Rhame, 1929  
 Field Goal: 54, Scott Hagler, 1985

**THE LAST TIME THEY MET:** The Eastern Division champion Gamecocks warmed up for the SEC Championship with a 29-7 victory at Clemson on Nov. 27, 2010. Stephen Garcia threw for two touchdowns, Alshon Jeffery logged a 100-yard receiving game and the Gamecocks posted their third nine-win season in school history. Clemson was held scoreless for the game's final 58 minutes. Spencer Lanning added three field goals for Carolina, while Antonio Allen put the icing on the cake with a 37-yard interception return early in the third quarter, putting Carolina on top 26-7.

**THE LAST TIME IN COLUMBIA:** C.J. Spiller returned the opening kick 88 yards for a touchdown, but it was all Carolina after that in a 34-17 Gamecock win over the 15th-ranked Tigers at Williams-Brice Stadium on Nov. 28, 2009. Stephen Garcia threw for three touchdowns and Kenny Miles rushed for 114 yards as Carolina rolled up 388 total yards. Meanwhile the Gamecock defense limited the Tigers to 260 total yards, including just 138 through the first three quarters as Carolina built a 24-7 advantage.



## Gamecock Start Chart

Player	'06	'07	'08	'09	'10	'11	All
Stephon Gilmore	-	-	-	13	14	11	38
T.J. Johnson	-	-	RS	13	14	11	38
Alshon Jeffery	-	-	-	7	14	10	31
Travian Robertson	-	1	0	4	14	11	30
Devin Taylor	-	-	RS	5	14	11	30
Antonio Allen	-	-	0	8	11	10	29
Rodney Paulk	10	12	RS	1	0	4	27
Roquevious Watkins	-	-	-	RS	14	11	25
Terrence Campbell	RS	0	9	2	2	11	24
DeVonte Holloman	-	-	-	2	10	8	20
Marcus Lattimore	-	-	-	-	13	7	20
Kyle Nunn	-	RS	0	7	9	4	20
Shaq Wilson	-	-	0	11	1	8	20
Akeem Auguste	-	-	0	9	10	0	19
Jason Barnes	-	1	9	7	0	2	19
D.J. Swearinger	-	-	-	0	8	11	19
C.C. Whitlock	-	-	0	5	5	5	15
D.L. Moore	-	-	-	0	12	1	13
Melvin Ingram	-	0	RS	1	1	10	12
Justice Cunningham	-	-	-	2	2	7	11
A.J. Cann	-	-	-	-	RS	11	11
Marty Markett	-	-	-	RS	2	6	8
Kenny Miles	-	-	RS	7	1	0	8
Reginald BOWENS	-	-	RS	0	0	7	7
Ace Sanders	-	-	-	-	0	7	7
Connor Shaw	-	-	-	-	0	7	7
Dalton Wilson	-	-	RS	0	0	7	7
Aldrick Fordham	-	-	-	0	0	6	6
Cody Gibson	-	-	-	-	RS	4	4
Damario Jeffery	-	-	-	0	3	1	4
Kelcy Quarles	-	-	-	-	-	4	4
Brandon Wilds	-	-	-	-	-	4	4
Mike Matulis	-	-	-	-	-	3	3
Quin Smith	-	-	-	0	0	3	3
Rory Anderson	-	-	-	-	-	2	2
Damiere Byrd	-	-	-	-	-	2	2
Bruce Ellington	-	-	-	-	RS	2	2
Nick Jones	-	-	-	-	RS	2	2
Jimmy Legree	-	-	-	RS	0	2	2
Jadeveon Clowney	-	-	-	-	-	1	1
Lamar Scroggs	-	-	-	RS	0	1	1
DeAngelo Smith	-	-	-	RS	0	1	1
Chaz Sutton	-	-	-	0	0	1	1
Brison Williams	-	-	-	-	-	1	1

**COMBINED WINS:** Clemson (9-2) and Carolina (9-2) come in with a combined 18 wins, the most ever when the two teams have met. The previous high was 16 combined wins, accomplished in 1981 (CU-10, SC-6), 1984 (CU-7, SC-9), 1987 (CU-9, SC-7) and 1988 (CU-8, SC-8).

**THE HEAD BALL COACH:** Steve Spurrier is in his seventh season directing the Gamecock football program. He has logged a 53-35 mark (.602) in Columbia. The Head Ball Coach ranks second on the school's all-time wins list with 53 behind only Rex Enright (64) and third in games coached with 88 behind Enright (140) and Paul Dietzel (96). Spurrier owns a 195-75-2 mark (.721) as a collegiate head coach, with stops at Duke and Florida before his stint at South Carolina. He is signed through the 2013 season.

**SPURRIER VS. CLEMSON:** Steve Spurrier is 4-5 in nine previous contests against Clemson. He was 1-2 as the head coach at Duke University, and is 3-3 in six meetings with the Tigers as the Gamecocks' head coach.

**SPURRIER VS. SWINNEY:** Steve Spurrier is 2-1 against Clemson's Dabo Swinney. The Tigers posted a win when the two coaches squared off for the first time in 2008, but Spurrier has had the better of it over the past two seasons, outscoring Clemson by a combined score of 63-24.

**CAROLINA VS. THE ACC:** South Carolina, a member of the Atlantic Coast Conference from 1953-70, is 194-241-22 all-time against teams that currently comprise its former league. Clemson is the opponent Carolina has faced the most (108 meetings), followed by NC State (57), Wake Forest (56) and North Carolina (55). Carolina's most recent encounter came against Florida State in the 2010 Chick-fil-A Bowl in Atlanta.

**OUT OF THEIR LEAGUE:** The Gamecocks are 3-0 in non-conference action this season and are looking to go 4-0 in regular season non-conference play for the third consecutive year. They were 4-1 in non-league games in 2010 after losing to Florida State in bowl game. They are 24-7 in non-conference games

under head coach Steve Spurrier, including wins in 22 of their last 27 non-SEC tilts. The year-by-year breakdown: 2005 (2-2); 2006 (5-0); 2007 (3-1); 2008 (3-2); 2009 (4-1); 2010 (4-1); 2011 (3-0). They have a regular season winning streak over non-conference opponents of 11 games. South Carolina's last regular season non-conference loss came over 1,000 days ago, at Clemson in 2008.

**REGULAR SEASON SUCCESS:** The Gamecocks have won 12 times in their last 14 regular season contests. Going back further, the Gamecocks have won 19 of their last 24 regular season games.

**NINE IS FINE:** With a 9-2 record, Carolina has posted a nine-win season for just the fourth time in school history. They won a school record 10 games in 1984 and have posted nine-win seasons twice previously - in 2001 and again in 2010. A win over Clemson would tie the school single-season record with 10 victories.

**BACK-TO-BACK:** The Gamecocks have posted 18 wins over the past two seasons (9 in 2010 and 9 in 2011), surpassing the 2000 (8) and 2001 (9) seasons for the most wins in back-to-back seasons in school history. This is the first time that Carolina has posted back-to-back nine-win seasons in school history.

**SENIOR CLASS WINS:** The Gamecock seniors have won a school record 32 times (7 in 2008 and '09; 9 in '10 and 9 in '11). The previous four-year high was 29 wins, set last season.

**THE LAST TIME OUT:** The Gamecock offense was efficient all day, scoring touchdowns on six of seven possessions in a 41-20 win over The Citadel last Saturday afternoon at Williams-Brice Stadium. Led by quarterback Connor Shaw, the Gamecocks rolled up 473 yards of offense on just 55 plays. Shaw was 16-of-18 for 217 yards and three touchdowns and also rushed 11 times for 90 yards and another score. Freshman Brandon Wilds logged his third 100-yard rushing game over the last four contests with 109 yards and two scores on 20 carries.

**GOING FIRST:** The Gamecocks produced the game's first points against The Citadel, with Brandon Wilds scoring on a one-yard plunge at the 10:17 mark of the first quarter. That snapped a string of 13 consecutive games in which the Gamecocks surrendered the game's first points. The last time they scored first prior to The Citadel game was against Troy in Game 11 of the 2010 season.

**PERFECT RECORD:** Head coach Steve Spurrier extended his streak to a perfect 44-0 against schools outside of BCS automatic qualifier conferences, including an 18-0 mark since coming to South Carolina. He has defeated East Carolina, Navy and The Citadel in 2011.

**GOOD HOME COOKIN':** The Gamecocks have done a good job of protecting their home turf of late. The Gamecocks are 5-1 at home this season after posting

## Tracking the 2011 Opponents

Opponent (Date vs. SC)	W-L	Last Game	Next Game
vs East Carolina (9/3)	5-6	W, 38-31 vs UCF	at Marshall (11/26)
at Georgia (9/10)	9-2	W, 19-10 vs Kentucky	at Georgia Tech (11/26)
vs Navy (9/17)	4-7	L, 27-24 at San Jose State	vs Army (11/26)
vs Vanderbilt (9/24)	5-6	L, 27-21 (OT) at Tennessee	at Wake Forest (11/26)
vs Auburn (10/1)	7-4	W, 35-16 vs Samford	vs Alabama (11/26)
vs Kentucky (10/8)	4-7	L, 19-10 at Georgia	vs Tennessee (11/26)
at Mississippi State (10/15)	5-6	L, 44-17 at Arkansas	vs Ole Miss (11/26)
at Tennessee (10/29)	5-6	W, 27-21 (OT) vs Vanderbilt	at Kentucky (11/26)
at Arkansas (11/5)	10-1	W, 44-17 vs Mississippi State	at LSU (11/25)
vs Florida (11/12)	6-5	W, 54-32 vs Furman	vs Florida State (11/26)
vs The Citadel (11/19)	4-7	L, 41-20 at South Carolina	Season Complete
vs Clemson (11/26)	9-2	L, 37-13 at NC State	at South Carolina (11/26)
<b>Opponents' Overall Record</b>	<b>73-59</b>	<b>(.553)</b>	



**Watch Lists**

**Bednarik Award**

- Antonio Allen
- Jadeveon Clowney
- Stephon Gilmore
- Melvin Ingram - Semifinalist
- Devin Taylor

**Biletnikoff Award**

- Alshon Jeffery

**Walter Camp Award**

- Alshon Jeffery
- Marcus Lattimore

**Ted Hendricks Award**

- Devin Taylor

**Paul Hornung Award**

- Stephon Gilmore

**Rotary Lombardi Award**

- Melvin Ingram - Semifinalist
- Travian Robertson
- Devin Taylor

**Ronnie Lott Trophy**

- Stephon Gilmore

**Maxwell Award**

- Alshon Jeffery
- Marcus Lattimore

**Bronko Nagurski Award**

- Stephon Gilmore
- Devin Taylor

**Outland Trophy**

- T.J. Johnson
- Roquevious Watkins

**Rimington Trophy**

- T.J. Johnson

**Jim Thorpe Award**

- Antonio Allen - Semifinalist
- Stephon Gilmore

**Doak Walker Award**

- Marcus Lattimore

a 6-1 home record in both 2009 and 2010. The only home losses in the last three years came to top-ranked Florida in 2009, to 17th-ranked Arkansas in 2010 and to defending national champion Auburn in 2011. Carolina is 19-3 in its last 22 home games.

**AND NOT BAD ON THE ROAD EITHER:** The Gamecocks had their school record six-game road winning streak snapped at Arkansas. Carolina finished the 2011 campaign with a 3-1 road record (wins at Georgia, Mississippi State and Tennessee, loss at Arkansas), their best road record since posting a 4-1 mark in the 2006 season (wins at Mississippi State, Kentucky, Vanderbilt and Clemson, loss at Florida).

**WINNING MORE OFTEN:** The Gamecocks have guaranteed themselves a fourth-straight winning season and a school-record eighth-straight season of at least a .500 record, surpassing the previous mark of seven-straight seasons of .500 or better set from 1928-34. The Gamecocks went 6-5 in 2004, 7-5 in 2005, 8-5 in 2006, 6-6 in 2007, and 7-6 in both 2008 and 2009 before logging a 9-5 record in 2010.

**AN SEC SIX-PACK:** The Gamecocks recorded six SEC wins for first time in school history. They finished the 2000, 2001, 2005 and 2010 seasons with 5-3 SEC marks. The 2011 season marks the ninth time they finished with at least a .500 record in SEC play (also 4-4 in 1994, 1996, 2004 and 2008).

**GAINING THE SWEEP:** The Gamecocks posted a perfect 5-0 mark against SEC Eastern Division rivals, also a first in school history. They have won nine of their last 10 contests within the division. They logged a 4-1 record within the division twice previously, both under Coach Spurrier, in 2005 and again in 2010. Here is how they have done against the East and their overall conference marks since joining the SEC:

Year	East	Overall	Year	East	Overall
1992	2-3	3-5	2002	2-3	3-5
1993	2-3	2-6	2003	2-3	2-6
1994	2-3	4-4	2004	2-3	4-4
1995	1-4	2-5-1	2005	4-1	5-3
1996	3-2	4-4	2006	2-3	3-5
1997	2-3	3-5	2007	2-3	3-5
1998	0-5	0-8	2008	2-3	4-4
1999	0-5	0-8	2009	2-3	3-5
2000	3-2	5-3	2010	4-1	5-3
2001	3-2	5-3	2011	5-0	6-2

**GAMECOCKS IN THE SEC:** The Gamecocks wrapped up their 20th season of league play in the Southeastern Conference with a school record six SEC victories. They have played 160 SEC regular season contest since joining the league. They have had significantly more success of late. Here's a breakdown of the four five-year segments in conference regular season action:

Years	Record	.500 or Better	Pct.
1992-1996	15-24-1	1994, 1996	.388
1997-2001	13-27-0	2000, 2001	.325
2002-2006	17-23-0	2004, 2005	.425
2007-2011	21-19-0	2008, 2010, 2011	.525
<b>Totals</b>	<b>66-93-1</b>	<b>Nine Times</b>	<b>.475</b>

**NEW SHERIFF IN TOWN:** The Gamecocks have swept the "Big Three" of the SEC East – Florida, Georgia and Tennessee – in back-to-back seasons. They had never pulled the trifecta in any season prior to 2010. From 1992-2003, Carolina was 5-34 against the "Big Three," going 4-9 against Georgia, 1-12 versus Tennessee and winless in 13 tries against Florida. Since Coach Spurrier took over in 2005, Carolina is 10-11 against those same three teams including a 6-0 mark in the past two seasons. Since 2005, they are 4-3 versus Tennessee and 3-4 against both Georgia and Florida.

**BCS STANDINGS:** The Gamecocks are ranked 12th in the latest BCS Standings. After getting off to a 6-1 start, they came in 14th in the initial BCS Standings of 2011. They climbed to 13th the following week, then rose to No. 9 before losing at No. 7 Arkansas. The No. 9 ranking was the school's highest since they were 6-1 and ranked sixth in the BCS during the 2007 season.

**IN THE POLLS:** Carolina opened the 2011 season ranked 12th in both polls, the highest ever to start a season. Previously, they had been ranked six times in the preseason AP poll. They were No. 14 in 1959, No. 17 in both 1970 and 1985; 19th in 1988, 21st in 2001 and 22nd in 2002. The current stretch of 28 consecutive weeks in the AP Top-25, dating back to the second week of the 2010 season, is a school record.

WEEKLY RANKING	AP	COACHES	BCS
Preseason	12	12	-
September 6	12	12	-
September 11	10	11	-
September 18	12	10	-
September 25	10	9	-
October 2	18	14	-
October 9	15	13	-
October 16	14	12	14
October 23	14	14	13
October 30	10	10	9
November 6	15	15	13
November 13	14	14	12
November 20	14	13	12

**COMEBACK KIDS:** The Gamecocks have posted three come-from-behind fourth quarter victories this season, matching their total in Steve Spurrier's first six years at the helm. Here are the specifics of the late rallies:

**2005:** SC trails at Tennessee, 15-13 after a UT field goal with 7:39 to play. Carolina gets 49-yard field goal from Josh Brown to win, 16-15.

**2008:** SC trails 17-14 at Kentucky after three quarters. Ryan Succop kicks a 42-yard field goal to tie it at the 11:58 mark, then Weslye Saunders catches a 7-yard pass from Stephen Garcia with 7:08 remaining for the 24-17 win.

**2009:** SC trails Vanderbilt 10-7 after three quarters. Stephen Garcia connects with Alshon Jeffery on a 43-yard touchdown pass with 12:51 left on the clock in a 14-10 win.

**2011:** SC trails 35-31 after a Georgia touchdown with 6:28 to play. Marcus Lattimore gives the Gamecocks the lead at the 3:28 mark, then Melvin Ingram scoops and scores on a fumble recovery in a 45-42 win.

**2011:** SC trails Navy, 21-17 after three quarters, but



**Associated Press**

1. LSU (60)	11-0	1500
2. Alabama	10-1	1440
3. Arkansas	10-1	1376
4. Stanford	10-1	1224
5. Oklahoma State	10-1	1206
6. Virginia Tech	10-1	1133
7. Boise State	9-1	1025
8. Houston	11-0	1018
9. Oregon	9-2	1008
10. USC	9-2	964
11. Michigan State	9-2	876
12. Oklahoma	8-2	819
13. Georgia	9-2	815
14. South Carolina	9-2	762
15. Wisconsin	9-2	714
16. Kansas State	9-2	682
17. Michigan	9-2	527
18. Clemson	9-2	515
19. TCU	9-2	456
20. Penn State	9-2	398
21. Baylor	7-3	383
22. Nebraska	8-3	155
22. Notre Dame	8-3	155
24. Virginia	8-3	147
25. Georgia Tech	8-3	77

**USA Today/Coaches**

1. LSU (59)	11-0	1475
2. Alabama	10-1	1413
3. Arkansas	10-1	1349
4. Virginia Tech	10-1	1242
5. Stanford	10-1	1222
6. Oklahoma State	10-1	1156
7. Houston	11-0	1075
8. Boise State	9-1	982
9. Oregon	9-2	933
10. Michigan State	9-2	928
11. Oklahoma	8-2	826
12. Wisconsin	9-2	808
13. South Carolina	9-2	806
14. Georgia	9-2	803
15. Kansas State	9-2	671
16. Michigan	9-2	618
17. Clemson	9-2	587
18. TCU	9-2	494
19. Penn State	9-2	455
20. Baylor	7-3	302
21. Georgia Tech	8-3	203
22. Nebraska	8-3	165
23. West Virginia	7-3	158
24. Notre Dame	8-3	156
25. Virginia	8-3	154

Marcus Lattimore scores from 7 yards out with 12:45 to play and the Gamecock defense limits Navy to 35 yards in the final stanza for the win. Navy had been 24-0 under head coach Ken Niumatalolo when leading after three quarters.

**2011:** After a Mississippi State field goal put the Bulldogs in front 10-7 with 9:50 left in the contest, Connor Shaw and Bruce Ellington led the Gamecocks on a 12-play, 79-yard drive that consumed 5:54 of the clock, culminating with a four-yard Shaw to Alshon Jeffery touchdown pass with 3:50 remaining to put Carolina on top, 14-10. D.J. Swearingin's interception with just over a minute remaining sealed the win.

**DEFENSE STEPS UP:** The Gamecock defense has surrendered 23 touchdowns this year, but 14 of those have come in three games, while they have allowed just nine touchdowns in the other eight contests. The Gamecocks have allowed 134 points over its last nine games, an average of 14.9 points per game, after allowing 79 points in the first two games. Their opponents' scoring average is at 19.4 points per game, 15th in the country.

Opponent	Points	Touchdowns	Total Yards
East Carolina	37	5	345
Georgia	42	5	436
Navy	21	3	335
Vanderbilt	3	0	77
Auburn	16	2	358
Kentucky	3	0	96
Mississippi State	12	1	296
Tennessee	3	0	186
Arkansas	44	4	435
Florida	12	1	261
Citadel	20	2	249

**TOP-10 D:** The Gamecocks have held three teams to under 200 yards of total offense this season (Vanderbilt-77, Kentucky-96 and Tennessee-186). South Carolina ranks fifth in the country in total defense. They are one of only 10 schools that have allowed under 300 yards of offense per game this season.

Rk.	School	Games	Yards	Avg.
1	Alabama	11	2155	195.91
2	LSU	11	2727	247.91
3	Michigan State	11	2830	257.27
4	Georgia	11	2898	263.45
5	South Carolina	11	3074	279.45
6	Wisconsin	11	3105	282.27
7	Florida State	11	3111	282.82
8	Penn State	11	3161	287.36
9	Illinois	11	3168	288.00
10	Texas	10	2945	294.50

**NOT BY AIR:** The Gamecock are second the country in pass defense and pass efficiency defense, allowing just 137.55 yards per game through the air.

Rk.	School	Games	Yards	Avg.
1	Alabama	11	1334	121.27
2	South Carolina	11	1513	137.55
3	Wisconsin	11	1615	146.82
4	Michigan State	11	1717	156.09
5	LSU	11	1741	158.27
6	Penn State	11	1760	160.00
7	Illinois	11	1824	165.82
8	Air Force	11	1827	166.09
9	Rutgers	11	1908	173.45
10	Colorado State	10	1743	174.30

**TURN IT OVER:** The Gamecocks are tied for sixth in the nation in turnovers gained with 29. Carolina is tied for first in the SEC and tied for fourth in the country with 17 interceptions, and tied for first in the SEC and tied for 17th in the country with 12 fumbles recovered.

Rk.	School	Fum Rec.	INT	Total
1	Oklahoma State	16	21	37
2	NC State	9	22	31
3	Rutgers	13	17	30
	San Jose State	18	12	30
	Utah	12	18	30
6	South Carolina	12	17	29
	Kent State	15	14	29

**PICK THIS:** The Gamecocks are tied with Vanderbilt with an SEC-leading 17 interceptions. Two have gone for "pick-sixes" with one from Antonio Allen at Georgia and one from Devin Taylor at Arkansas. The school record for interceptions in a season is 23, set three times: 1981, 1984 and 1987.

Player	2011 INT	Career INT
Stephon Gilmore	3	7
C.C. Whitlock	3	5
Antonio Allen	3	4
D.J. Swearingin	3	4
DeVonte Holloman	0	3
Melvin Ingram	2	2
Devin Taylor	1	2
Shaq Wilson	0	2
Reginald Bowens	1	1
Victor Hampton	1	1
Chaz Sutton	0	1

**HIGH WATER MARK:** The Gamecocks have established a new high mark under Coach Spurrier with 29 turnovers forced through 11 games, an average of 2.6 per game. The previous record under Coach Spurrier was 27 turnovers forced during the 2008 season. The school record for turnovers forced in a season is 39 (3.25 per game), set in the 12-game 1987 campaign.

Year	Games	Fum Rec.	INT	Total	Avg/Gm
2005	12	12	12	24	2.0
2006	13	7	14	21	1.6
2007	12	7	14	21	1.8
2008	13	13	14	27	2.1
2009	13	11	6	17	1.3
2010	14	16	10	26	1.9
2011	10	12	17	29	2.9

**WITH A LITTLE HELP FROM MY FRIENDS:** The Carolina defense and special teams have been responsible for seven touchdowns this season. Defensive end Melvin Ingram has scored three times, a 68-yard run on a fake punt and a five-yard fumble return, both at Georgia, and a fumble recovery in the end zone against Vanderbilt; Spur Antonio Allen has scored twice, a 25-yard fumble return against ECU and a 25-yard interception return against Georgia; Ace Sanders scored on a 68-yard punt return against East Carolina and Devin Taylor scored on a 48-yard pass interception at Arkansas. The Gamecocks scored six defensive touchdowns all last season.

**SACK ATTACK:** South Carolina features one of the top sack trios in the SEC in senior Melvin Ingram (T4th-6.5 sacks), freshman Jadeveon Clowney (T7th-5.0 sacks),



## Carolina Trends

	2011	Under Spurrier
Overall	9-2	53-35
Home	5-1	34-14
Road	3-1	17-16
Neutral	1-0	2-5
Grass	9-1	51-29
Turf	0-1	2-6
August	0-0	2-0
September	4-0	20-9
October	3-1	18-9
November	2-1	12-12
December	0-0	1-3
January	0-0	0-2
Leading After 1st Quarter	1-1	29-9
Tied After 1st Quarter	2-0	13-3
Trailing After 1st Quarter	6-1	11-23
Leading at Halftime	7-0	39-8
Tied at Halftime	1-0	6-2
Trailing at Halftime	1-2	8-25
Leading After 3rd Quarter	7-1	47-5
Tied After 3rd Quarter	1-0	2-3
Trailing After 3rd Quarter	1-1	4-27
When Scoring First	1-0	30-9
When Opponent Scores First	8-2	23-26
Largest Halftime Lead	17	49
Largest Halftime Deficit	10	31
Score 20 or more Points	6-1	41-12
Score 30 or more Points	3-0	27-4
Opponents Score 20 or less	6-1	38-9
Games Decided by 3 or less	3-1	6-6
Games Decided by 10 or less	4-1	22-18
Rush for 100 Yards or more	9-1	44-12
Rush for 150 Yards or more	7-0	28-4
Pass for 200 Yards or more	4-0	30-25
Pass for 300 Yards or more	1-0	7-8
Total 400 Yards or more	3-0	18-7
Opp. Rush less than 100 yards	4-0	25-3
Opp. Pass less than 200 yards	7-1	35-19
Opp. Total less than 300 yards	6-0	28-4
Commit More Turnovers	3-1	15-26
Commit Fewer Turnovers	4-0	23-4
Commit Equal Turnovers	2-1	15-5
Lead in Time of Possession	7-0	33-9
Trail in Time of Possession	2-2	20-26

and junior Devin Taylor (T12th-4.0 sacks). With 18.0 career sacks, Ingram ranks fourth on Carolina's all-time list behind only Eric Norwood (29.0), Andrew Provence (26.0) and John Abraham (23.5).

Player	2011 Sacks	Career Sacks
Melvin Ingram	6.5	18.0
Devin Taylor	4.0	13.5
Stephon Gilmore	1.0	7.0
Jadeveon Clowney	5.0	5.0
Rodney Paulk	0.0	4.5
Travian Robertson	1.0	5.0
Byron Jerideau	1.5	3.5
Antonio Allen	0.0	2.5
Byron McKnight	0.0	2.0
Shaq Wilson	1.0	2.0
Akeem Auguste	0.0	1.0
Chaz Sutton	0.0	1.0

**GOING FOR IT:** Head coach Steve Spurrier has not been shy about going for it on fourth down this season. The Gamecocks lead the SEC with 18 fourth-down conversions. Only Duke (22), Air Force (20) and Army (18) have converted as many fourth downs as Carolina. Here's how the Gamecocks have fared under Spurrier:

Year	Conversions	Attempts	Pct.
2005	5	14	35.7
2006	9	20	45.0
2007	8	17	47.1
2008	12	18	66.7
2009	12	14	50.0
2010	3	6	50.0
2011	18	26	69.2
<b>TOTALS</b>	<b>67</b>	<b>115</b>	<b>58.3</b>

**MAKING A POINT:** The Gamecocks are averaging 29.7 points per game, ranking fifth in the SEC. They set the school record in 2010 when they tallied 433 points, an average of 30.9. The Gamecocks have been outscored 59-34 in the first stanza but have outscored their opponents 113-57 in the second period, 90-30 in the third quarter and 90-67 in the fourth quarter.

**PLAYING WITHOUT ONE OF THE BEST:** The Gamecocks will be without standout sophomore running back Marcus Lattimore for the remainder of the season after he suffered a knee injury late in the game against Mississippi State. Lattimore finished his second campaign with 818 yards on 163 carries, an average of 5.0 yards per carry. He ranked among the SEC and national leaders in rushing at 116.9 yards per game, scoring at 9.4 points per game, and in all-purpose yards per game at 142.9.

**HE WILL BE MISSED:** After just two seasons, Marcus Lattimore has left his mark on the Gamecock record books. He ranks 14th in school history with 2,015 rushing yards, is tied for third with 27 rushing touchdowns and is third with 30 touchdowns scored. Lattimore had four 100-yard rushing games this season and eight in his career. He ranks in a tie for seventh on the South Carolina list for 100-yard rushing games in a career with Jay Lynn Hodgin and Clarence Williams. He was a third-team Phil Steele Midseason All-American and first-team All-SEC performer. For more on Lattimore, see page 14.

**MISSING YOU:** The Gamecocks are playing without four starters from when fall camp began: TB Marcus Lattimore (knee), offensive tackle Kyle Nunn (back), cornerback Akeem Auguste (foot) and quarterback Stephen Garcia (dismissed).

**RUNNING WILDS:** True freshman Brandon Wilds has taken over the running duties in Lattimore's absence. A 6-1, 223-pounder from Blythewood, S.C., Wilds began the fall camp listed as the fifth-string tailback. Injuries to Marcus Lattimore (knee), Shon Carson (knee), Kenny Miles (wrist) and Eric Baker (ankle) vaulted Wilds to the top of the heap and he made his first career start at Tennessee. Used primarily as a special teams performer early in the season, Wilds had appeared in each of the first seven games, rushing 13 times for 75 yards, an average of 5.8 yards per carry. Since moving into the starting lineup, he has logged three 100-yard games in four contests. He had his coming out party in Knoxville against Tennessee, rushing 28 times for 137 yards, an average of 4.9 yards per carry, with a long of 24 yards. He also was the Gamecocks leading receiver with three catches for 31 yards. He was held in check at Arkansas with 10 carries for just 21 yards, but scored his first collegiate touchdown. He bounced back with his second 100-yard rushing game when he went for 120 yards on 29 carries against Florida. He logged 109 yards and two touchdowns on 20 carries against The Citadel.

WILDS	G/GS	ATT	YDS	TD	YDS/GM
With Lattimore	7/0	13	75	0	10.7
Without Lattimore	4/4	87	387	3	96.8

**THE SHAW SHOW:** Sophomore quarterback Connor Shaw is 6-1 as a starter this season, with victories over East Carolina, Kentucky, Mississippi State, Tennessee, Florida and The Citadel, and a loss at Arkansas. He became just the third Gamecock quarterback since 1971 to start his career with four straight wins, joining Steve Taneyhill (1992) and Chris Smelley (2007). He was shaky in his debut against East Carolina, completing 3-of-9 passes for 21 yards and rushing seven times for 26 yards in one quarter of action. His second career start came against Kentucky and he responded with an SEC Offensive Player of the Week performance. The 6-1, 204-pounder from Flowery Branch, Ga., completed 26-of-39 passes for 311 yards and four touchdowns with no interceptions. The four touchdown passes was the most for a Gamecock quarterback since Blake Mitchell in 2006. He completed 20-of-28 passes for 155 yards with one touchdown and two interceptions in his first road start at Mississippi State. He was 10-of-18 for 87 yards with one touchdown and one interception at Tennessee, but also rushed 16 times for 64 yards and a score. He completed 16-of-25 passes for 128 yards with an interception and ran for two scores at Arkansas before leaving the game with a concussion. He rushed for a career-high 88 yards on 16 carries against Florida. He had an efficient 16-of-18 performance, throwing for 217 yards and three touchdowns against The Citadel last week, and also rushed 11 times for a career-best 90 yards, including a career-long 60-yard TD run. For the season, Shaw is 98-of-151 (64.9 percent) for 1008 yards with nine touchdowns and six interceptions.



**South Carolina-Clemson  
By the Numbers**

	<b>SC</b>	<b>CU</b>
Record	9-2	9-2
Points Scored	327	372
Points/Game	29.7	33.8
Opp. Points Scored	213	282
Opp. Points/Game	19.4	25.6
First Downs	213	252
Opp. First Downs	176	203
3rd Down Conversions	44%	46%
Opp. 3rd Down Conversions	36%	38%
4th Down Conversions	18-26	6-14
Opp. 4th Down Conversions	9-16	6-16
Rushing Attempts	460	418
Yards Rushing	2166	1716
Yards Rushing/Game	196.9	156.0
Opp. Rushing Attempts	413	431
Opp. Yards Rushing	1561	1977
Opp. Yards Rush/Game	141.9	179.7
Passes Attempted	280	413
Passes Completed	166	252
Yards Passing	1919	3336
Yards Pass/Game	174.5	303.3
Opp. Passes Attempted	300	294
Opp. Passes Completed	153	167
Opp. Yards Passing	1513	2028
Opp. Yards Pass/Game	137.5	184.4
Total Plays	740	831
Total Yards	4085	5052
Avg. Yards/Game	371.4	459.3
Avg. Yards/Play	5.5	6.1
Opp. Total Plays	713	725
Opp. Total Yards	3074	4005
Opp. Total Yards/Game	279.5	364.1
Opp. Total Yards/Play	4.3	5.5
Avg. Poss. Time/Game	31:17	28:05

**C. Shaw's Single-Game Highs**

Pass Attempts	39, Kentucky, 2011
Pass Completions	26, Kentucky, 2011
Passing Yards	311, Kentucky, 2011
Touchdown Passes	4, Kentucky, 2011
Long Pass	46, Kentucky, 2011
Rushing Attempts	16, 3 times: Mississippi State, 2011 Tennessee, 2011 & Florida, 2011
Rushing Yards	90, The Citadel, 2011
Long Rush	60, The Citadel, 2011
Rushing Touchdowns	2, twice: Arkansas, 2011 & Florida, 2011

**C. Shaw's Statistics**

-Passing-							
Year	GP/GS	Com-Att-Int	Pct.	Yds	TD	Long	
2010	9/0	23-33-2	69.7	223	1	21	
2011	8/7	98-151-6	64.9	1008	9	46	
<b>Totals</b>	<b>17/7</b>	<b>121-184-8</b>	<b>65.8</b>	<b>1231</b>	<b>10</b>	<b>46</b>	
-Rushing-							
Year	GP/GS	Att	Yds	Avg	TD	Long	
2010	9/0	32	165	5.2	0	36	
2011	8/7	97	376	3.9	6	60	
<b>Totals</b>	<b>17/7</b>	<b>129</b>	<b>541</b>	<b>4.2</b>	<b>6</b>	<b>60</b>	

**FAMILY ACT:** South Carolina's Connor Shaw has led his team to a 9-2 record and a No. 14 national ranking, but he's only average on the family totem pole. Connor's dad, Lee, has coached the Flowery Branch (GA) High School to a 11-1 mark, while brother, Jaybo, has quarterbacked Georgia Southern to a 9-2 record and a Top-5 ranking in the FCS. The trio has a combined record of 29-5 this season.

**TRENDING ALSHON:** 2010 Biletnikoff finalist Alshon Jeffery has been held to modest numbers this season. The junior wideout leads the team with 43 catches for 585 yards, an average of 13.6 yards per catch. He is fifth in the SEC in receptions per game (3.9) and is ninth in receiving yards per game (53.2). He owns six of the 14 touchdown receptions this season. He has caught at least one pass in 34 straight games, tying for the second-longest streak in school history. Jeffery has surpassed Kenny McKinley (2,781) as the school's career-leader in receiving yards with 2,865. He is tied with Sidney Rice for the most 100-yard receiving games in school history with 11. For more on Alshon, see page 13 of these notes.

**BRUCE ALMIGHTY:** Redshirt freshman wide receiver Bruce Ellington has made an impact on the gridiron after doing so on the hardwood last winter. A multiple threat, Ellington has returned 17 kickoffs for a 22.2-yard average. He has worked out of the "Wildcat" formation, rushing 17 times for 106 yards, an average of 6.2 yards per carry, including a 61-yard touchdown burst against Kentucky, and has completed 3-of-4 passes for 27 yards. As a wideout, he has caught 14 passes for 140 yards, including three for 60 yards against Auburn. The 5-9, 197-pounder from Moncks Corner, S.C. was the starting point guard for the Carolina basketball team. He earned a spot on the SEC All-Freshman team after leading the squad with a 12.8 points per game average. He started all 30 games for a squad that went 14-16. He will rejoin the basketball team next week.

**STARTS ON THE LINE:** The Gamecocks used the same starting five along the offensive line in each of the four games this season. In game five versus Auburn, true freshman Mike Matulis made the start at left tackle for the injured Kyle Nunn (lower back). In each of the next four contests, redshirt freshman Cody Gibson got the nod at right tackle with Rokevious Watkins moving to left tackle to replace Nunn. In the last two weeks, Matulis has returned to the starting lineup at right tackle. The O-line has combined for 125 starts. Center T.J. Johnson leads the way with 38, followed by Watkins (25) and sixth-year senior guard Terrence Campbell (24). Redshirt freshman guard A.J. Cann has started every game this season. Watkins is considered the best of the group by most, while Johnson is a Rimginton candidate.

**TAKING THE FIFTH (AND THE SIXTH):** Linebacker Rodney Paulk and offensive guard Terrence Campbell were both granted a sixth year of eligibility by the NCAA. Paulk earned second-team Freshman All-America honors from Sporting News as a freshman in 2006. He ranked fourth on the squad with 64 tackles during his sophomore season in 2007. Paulk injured his knee in August of 2008 and saw limited action in the first four games of that campaign before sitting out of the remainder of the season. He was granted his first medical redshirt following the season. In 2009, Paulk suffered a season-ending knee injury in the season-opening win at NC State, and was granted his second medical redshirt. He sat out the spring drills in 2010 while continuing his rehab work, and returned to the field in August. Paulk graduated in December with a degree in marine science. Campbell also came to Carolina in 2006, but suffered a season-ending knee injury early in his first camp and was granted a medical redshirt. He played in one game as a defensive lineman in 2007 before moving to the offensive side of the ball. He was a regular at right guard in 2008 then, after starting the first two games of the 2009 season, he suffered a neck/shoulder stinger that sidelined him for the remainder of the season and earned him a second medical redshirt season. He played sporadically in '10 but returns as a probable starter in 2011. Campbell earned his degree in retail in May. Paulk and Campbell are the second and third Gamecocks to have a sixth year of eligibility granted in the Spurrier Era, joining former tight end Andy Boyd.

**PAULK SETS THE STANDARD:** Sixth-year senior Rodney Paulk has played in more games in the Garnet & Black than any other player in school history. Paulk has played in 55 contests, one more than fifth-year senior Travian Robertson.

**BIG PLAY INGRAM:** Senior defensive lineman Melvin Ingram is turning in an All-America season with big play after big play. In fact, he was named to Phil Steele's Midseason First-Team All-America squad and was a semifinalist for both the Lombardi and Bednarik awards. He is tied for fourth in the SEC in sacks with 6.5 and is tied for sixth in tackles for loss with 11.5. Here are some of the highlights:

**East Carolina:** Recorded his first career interception.



**Media Services**

**Weekly Press Conference:**

Head Coach Steve Spurrier conducts his weekly press conference at noon ET on Tuesdays in the Media Interview Room, located across from the Media Relations Office underneath the west stands of Williams-Brice Stadium. Media members attending the press conference should enter the stadium through the gate next to the press elevator on the west side of the stadium off Bluff Road. Cross the concourse and pass through the Hall of Captains to the Media Interview Room. The press conference will be streamed live on the official website of South Carolina Athletics, [www.gamecocksonline.com](http://www.gamecocksonline.com). Selected players are also available for interviews either from 11:30 - noon or from 12:30 - 1 p.m. The University of South Carolina media relations office will make Coach Spurrier's weekly press conference available for the media via an FTP site. For more information, contact Assistant Media Relations Director Matt Freed at [mfreed@mailbox.sc.edu](mailto:mfreed@mailbox.sc.edu).

**Spurrier Sunday Teleconference:**

Head coach Steve Spurrier will participate in a weekly teleconference on Sundays at 2 p.m. ET, beginning Sept. 4. To participate, media members can call 1-800-793-6775. Contact Athletics Media Relations Director Steve Fink for the passcode.

**SEC Teleconference:**

The Southeastern Conference will host a weekly press teleconference each Wednesday from Aug. 31 through Nov. 23. The teleconference, open to the media, will feature the head coach from each team every week. Coach Spurrier's schedule time is 11:10 a.m. ET. Contact the SEC Media Relations office at for the number and passcode.

**Weekly Interview Opportunities:**

Requested and approved defensive players and assistant coaches are available after practice on Mondays. Selected players are available before and/or after the Tuesday press conference. Requested and approved offensive players and assistant coaches are available after practice on Wednesdays. Assistant Head Coach/Defense, Ellis Johnson, will be available after practice on Thursdays. Requests should be submitted to Steve Fink prior to 11 a.m. on the day of the request. Players are not available for interviews on Thursdays, Fridays or Sundays. Gamecock practices are closed to both the public and media unless otherwise notified.

**Carolina Calls:**

Head coach Steve Spurrier and play-by-play voice Todd Ellis host the weekly Carolina Calls radio show from Wild Wing Cafe in the Vista on Thursday nights from 7-8 p.m. ET. Carolina Calls can be heard on the flagship station of Carolina Athletics, 107.5 The Game in Columbia.

**Georgia:** Named the SEC Special Teams Player of the Week and National Defensive Player of the Week by Rivals.com after scoring twice... ran a fake punt 68 yards for a touchdown and scooped and scored on a fumble recovery that sealed the win... was only the third Division I player since 2006 to score an offensive and defensive touchdown in the same game.

**Vanderbilt:** Had 3.0 TFL, 2.0 sacks and fell on a fumble in the end zone for a touchdown, earning SEC Defensive Player of the Week honors.

**Auburn:** Credited with a career-high 11 tackles including 4.5 TFL and 3.5 sacks... also intercepted a pass... despite the loss, named the SEC Defensive Player of the Week for the second straight week.

**ALLEN SPURS D:** Senior Spur Antonio Allen is having a stellar season. A semifinalist for the Thorpe Award and a third-team Phil Steele Midseason All-American, he leads the team and is ninth in the SEC in tackles with 74 (7.4 per game). He is tied for third in the SEC and is tied for 12th in the country with four forced fumbles, is tied for the SEC lead and tied for 10th in the nation with three fumble recoveries, and is 10th in the league with three interceptions. Allen had the best game of his career in the season opener against East Carolina. He logged a game-high 16 tackles, doubling his previous career high, and the most for a Gamecock since Jonathan Martin had 17 at LSU in 2002. He also forced two fumbles and recovered a pair, including a strip that he took 25 yards to paydirt. He came back with six tackles against Georgia and intercepted a pass, returning it 25 yards for a score. He led the team with 10 tackles in the win over Navy, was credited with a forced fumble and sealed the game with an interception in the final minute. He had four tackles and a fumble recovery in the win over Vanderbilt. He led the team with 13 tackles with 3.0 TFL and an interception against Auburn. He reached double-digits in tackles again at Mississippi State with 10. He did not play at Arkansas after suffering a sprained neck in practice. He forced his fourth fumble of the season against The Citadel.

**SEND IN THE CLOWNEY:** Freshman standout Jadeveon Clowney was in the starting lineup against ECU, the first true freshman to start on the D-line at Carolina since Travian Robertson in 2007. Clowney finished the opener with seven tackles, a pass breakup and a quarterback hurry. At Georgia, he was credited with just two tackles, but both were sacks, the first two of his career,

**2011 Carolina Rankings**

Category	Avg.	SEC	NCAA
Scoring Offense	29.73	5	47
Rushing Offense	196.91	3	29
Passing Offense	174.45	7	99
Passing Efficiency	122.66	9	84
Total Offense	371.36	5	80
Scoring Defense	19.36	4	15
Rushing Defense	141.91	6	53
Passing Defense	137.55	2	2
Pass Efficiency Defense	95.23	3	3
Total Defense	279.45	4	5
Kickoff Returns	21.61	9	62
Punt Returns	7.61	8	71
Net Punting	36.43	9	61
Turnover Margin	0.18	6	45
Sacks	1.82	5	T64
Tackles for Loss	6.18	6	T47
Sacks Allowed	2.27	8	83

including one late in the game that forced a fumble that Melvin Ingram scooped and scored, sealing the win. He had three stops against Navy, including a half-tackle for loss and a quarterback hurry. He had a pair of sacks and forced two fumbles in the win over Vanderbilt. He forced another fumble on a sack at Mississippi State and was credited with his fifth forced fumble against Florida. For the season, he is tied for seventh in the SEC with 5.0 sacks (the only freshman in the top 20), is 15th with 9.0 tackles for loss, and is tied for the SEC lead and tied for sixth in the country with five fumbles forced.

**IN THE SECONDARY:** The Gamecocks feature a talented group in the secondary, led by All-SEC performer and third-team All-American Stephon Gilmore. Gilmore led the team in tackles a season ago with 79. He logged 10 tackles in the opener against East Carolina. He had four stops against Georgia, and also scooped up a fumble and rambled 56 yards, setting up a Carolina score. He had his first pick of the season against Vanderbilt, added a second against Kentucky and notched his third at Tennessee. D.J. Swearingin is the other awards candidate in the secondary. He is considered the hardest hitter in the defensive backfield and recorded 66 tackles last year. He is second on the team with 71 tackles and had a career-day at Mississippi State, logging a game- and career-high 12 tackles and sealed the win with an interception with just over a minute remaining, earning

**Pronunciation Guide**

Akeem Auguste ..... uh-GUST-ee  
 Damiere Byrd ..... duh-MEER  
 Jadeveon Clowney ..... juh-DAY-vee-uhn  
 Aldrick Fordham ..... AL-drick  
 Qua Gilchrist ..... QUAY  
 Stephon Gilmore ..... stuh-FON  
 Chaun Gresham ..... Shon  
 Walker Inabinet ..... in-AB-in-et  
 Alshon Jeffery ..... AL-shon

Shamier Jeffery .....shuh-MEER  
 Byron Jerideau .....JER-uh-doe  
 Kadetrix Marcus ..... kuh-D-trix  
 Marty Markett ..... mar-KETT  
 Martay Maddox ..... mar-TAY  
 Mike Matulis ..... muh-TOO-lis  
 Travian Robertson ..... TRAY-v-un  
 Cadarius Sanders ..... cuh-DARE-ee-us  
 D.J. Swearingin ..... SWEAR-in-grr  
 Rokevious Watkins .....ro-KEE-vee-us



**Gamecocks In The Pros**

- Atlanta Falcons**  
John Abraham  
Cliff Matthews  
Dunta Robinson
- Carolina Panthers**  
Captain Munnerlyn  
Eric Norwood  
Travelle Wharton
- Cleveland Browns**  
Sheldon Brown
- Dallas Cowboys**  
Clifton Geathers
- Denver Broncos**  
Andre Goodman
- Green Bay Packers**  
Tori Gurley (Practice)
- Houston Texans**  
Johnathan Joseph
- Kansas City Chiefs**  
Ryan Succop
- Minnesota Vikings**  
Jasper Brinkley
- New York Jets**  
Emanuel Cook
- Pittsburgh Steelers**  
Weslye Saunders
- San Francisco 49ers**  
Chris Culliver
- Seattle Seahawks**  
Lemuel Jeanpierre  
Jarriel King  
Sidney Rice
- St. Louis Rams**  
Darrian Stewart
- Tennessee Titans**  
Jared Cook  
Shaun Smith

**Carolina Firsts Under  
The Head Ball Coach**

- SEC East title (2010)
- Winning six SEC games in a season (2011)
- Sweeping through the East Division (2011)
- Beating a No. 1 team (Alabama-2010)
- Winning in Knoxville (2005)
- Winning in Gainesville (2010)
- Defeating Tennessee in back-to-back years
- Beating Florida, Tennessee and Georgia in the same season (2010 and 2011)
- Senior class with most wins in school history (2011)
- Taking team to 3 straight bowl games
- Taking a team to 5 bowl games overall
- Six straight road wins (2010-11)
- Recruit the No. 1 player in the country (2011)
- Four straight 7+ win seasons
- Longest streak in the Top-25 rankings
- Highest GPA on record

co-SEC Defensive Player of the Week accolades. He had another key interception in the win at Tennessee.

**GILMORE DOES IT ALL:** Gamecock cornerback Stephon Gilmore was one of only six players to earn first-team All-SEC honors by either the Associated Press or Coaches and also be named to the 2010 Fall Academic Honor Roll. The others were Alabama offensive guard Barrett Jones, Florida punter Chas Henry, Alabama quarterback Greg McElroy, Auburn center Ryan Pugh and Mississippi State offensive tackle Derek Sherrod.

**COMING UP ACES:** Ace Sanders returned just one punt against East Carolina, but it paid big dividends, as he scooted 68 yards for a score. It was the first kickoff or punt return for a touchdown during the Steve Spurrier Era, and was a nice way for new special teams coach John Butler to get started. Sanders became the first Gamecock to return a punt for a TD since Chavez Donnings went 73 yards against Florida in 2003.

**WOOTEN WOVES 'EM:** Senior Jay Wooten has been solid this season, hitting on 42-of-45 of his extra point attempts and nailing five of his eight fields goal attempts. He was the difference in two wins with a 49-yarder at Georgia and a 48-yarder versus Navy. Seven of his eight attempts have come between 40 and 49 yards out.

**THE PUNTER:** Joey Scribner-Howard, a senior from Irmo who gained experience kicking for Carson-Newman in 2007 and '08 and as a kickoff specialist for Carolina in 2010, won the punting duties in fall camp. He ranks ninth in the SEC with a 39.2 yards per punt average, but he has seven kicks of over 50 yards, including a career-long 60-yarder at Mississippi State.

**CAPTAIN OF THE SHIP:** The Gamecocks had individual game captains for the first half of the season:

- East Carolina:** Terrence Campbell, Melvin Ingram, Kenny Miles, Travian Robertson
  - Georgia:** Antonio Allen, Bruce Ellington, Stephen Garcia, Rokevious Watkins
  - Navy:** Justice Cunningham, Marty Markett, Devin Taylor, Jay Wooten
  - Vanderbilt:** Melvin Ingram, Marty Markett, Dalton Wilson, Shaq Wilson
  - Auburn:** Melvin Ingram, Marcus Lattimore, Travian Robertson, D.J. Swearinger
  - Kentucky:** Reginald Bowens, Terrence Campbell, Marty Markett, Joey Scribner-Howard
  - Mississippi State:** Justice Cunningham, Stephon Gilmore, Alshon Jeffery, Rodney Paulk
- 2011 CAPTAINS NAMED:** During the bye week, the players voted Terrence Campbell, Melvin Ingram, Alshon Jeffery and Travian Robertson as team captains.

**FIRST ACTION:** Twelve true freshmen have seen action for South Carolina this season. That list included Rory Anderson, Damiere Byrd, Shon Carson, Jadeveon Clowney, Kyle Harris, Kadetrix Marcus, Mike Matulis, Kelcy Quarles, Kenny Robinson, Brandon Shell, Brandon Wilds and Brison Williams.

**FIRST START:** Twenty-one Gamecocks have made their first career starts this season, with at least one player making his initial start in 10 of the 11 games:

- East Carolina:** Reginald Bowens, A.J. Cann, Jadeveon Clowney, Jimmy Legree, Connor Shaw, Dalton Wilson
- Georgia:** Aldrick Fordham, Ace Sanders
- Navy:** Lamar Scruggs
- Auburn:** Damiere Byrd, Nick Jones, Mike Matulis
- Kentucky:** Rory Anderson, Cody Gibson, Chaz Sutton
- Mississippi State:** Quin Smith
- Tennessee:** Kelcy Quarles, Brandon Wilds
- Arkansas:** Bruce Ellington
- Florida:** Brison Williams
- The Citadel:** DeAngelo Smith

**DEFEATING THE BEST:** South Carolina's best win over a ranked opponent came in the 2010 season when it knocked off No. 1 Alabama, 35-21, on Oct. 9. Here are the top wins in school history:

**BEST SOUTH CAROLINA WINS BY RANKINGS:**

Date	Opponent	Rank	Score
10/09/10	vs Alabama	1	35-21
10/24/81	at North Carolina	3	31-13
09/24/09	vs Ole Miss	4	16-10
09/24/88	vs Georgia	6	23-10
10/04/07	vs Kentucky	8	38-23
11/21/87	vs Clemson	8	20-7
11/14/53	at West Virginia	8	20-14
09/09/00	vs Georgia	9	21-10
10/23/58	vs Clemson	10	26-6

**RECRUITING SUCCESS:** The Gamecocks are coming off another successful February signing day. They inked defensive end Jadeveon Clowney from South Pointe High School in South Carolina, who many consider the nation's number 1 prospect. Overall, the Gamecocks signed 32 players to National Letters of Intent, including four who count against last year's list. The Gamecocks have put together seven consecutive classes that rank among the nation's top 25, according to Rivals.com. Here are the Gamecocks' recent recruiting class rankings according to Rivals and Scout.com:

2002: 11th/18th	2007: 6th/7th
2003: 8th/15th	2008: 22nd/34th
2004: 35th/28th	2009: 12th/13th
2005: 23rd/20th	2010: 24th/34th
2006: 24th/33rd	2011: 18th/11th

**MR. FOOTBALL:** The Gamecocks have signed the last three "Mr. Football" winners in the state of South Carolina: Stephon Gilmore in 2009, followed by Marcus Lattimore in 2010 and Jadeveon Clowney in 2011.

**ENROLLING EARLY:** Here is the list of the 11 Gamecocks who have enrolled early since Coach Spurrier's arrival in Columbia:

- 2006:** Clark Gaston
- 2007:** Stephen Garcia, Travian Robertson
- 2008:** Jay Spearman, C.C. Whitlock, Shaq Wilson
- 2009:** Jarvis Giles, Stephon Gilmore, DeVonte Holloman
- 2010:** Connor Shaw
- 2011:** Martay Mattox



**IN THE BOOTH:** Ellis Johnson, Steve Spurrier Jr. and Jeep Hunter coach from the press box.

**IN THE CLASSROOM:** The Gamecocks have been impressive in the classroom of late. The squad placed 31 players on the 2010 SEC Fall Academic Honor Roll while posting a team GPA of 2.779, the program's highest GPA on record. They followed that up with a spring GPA of 2.711. Those who made the SEC Honor Roll include returnees Jacob Baker, Jason Barnes, Payton Brady, Billy Byrne, Andrew Clifford, Stephon Gilmore, Walker Inabinet, Damario Jeffery, T.J. Johnson, Rodney Paulk, Travian Robertson, Seth Strickland, Dalton Wilson, Jay Wooten and Adam Yates.

**DONNING THE CAP AND GOWN:** Four Gamecocks have received their degrees. Those who have their diplomas in hand include Terrence Campbell (retail), Byron McKnight (criminal justice), Rodney Paulk (marine science) and Travian Robertson (criminal justice).

**WORKING OVERTIME:** The Gamecocks have played just two overtime games in their history, both at Tennessee. They dropped a 23-20 decision in Knoxville on Sept. 27, 2003, then fell by a 27-24 score on Oct. 27, 2007, at Neyland Stadium. Every other SEC team has played at least four overtime games since the rule was established in 1996.

**THEY PAY TO SEE THE GAMECOCKS PLAY:** The Gamecocks are averaging 78,416 through six home games of the 2011 season, ranking 16th in the country. The Clemson game has been declared a sellout.

**BOWL GAME TIE-INS:** The SEC has agreements to send nine of its member institutions to postseason bowl games. The winner of the SEC Championship Game will automatically participate in the BCS.

Date	Bowl	Opp.
Dec. 30	Franklin American Mortgage Music City	vs ACC
Dec. 31	AutoZone Liberty	vs C-USA
Dec. 31	Chick-fil-A	vs ACC
Jan. 2	Outback	vs Big Ten
Jan. 2	Capital One	vs Big Ten
Jan. 2	TaxSlayer.com Gator	vs Big Ten
Jan. 6	AT&T Cotton	vs Big 12
Jan. 7	BBVA Compass	vs Big East

**GAMECOCKS AS A RANKED TEAM:** Under Steve Spurrier, the Gamecocks have been a ranked team heading into 39 contests. Carolina is 23-16 in those opportunities when appearing in the national rankings.

**2011 (9-2)**

- Sept. 3 - #12 Carolina 56, East Carolina 37 (Charlotte)
- Sept. 10 - #12 Carolina 45, Georgia 42
- Sept. 17 - #10 Carolina 24, Navy 21
- Sept. 24 - #12 Carolina 21, Vanderbilt 3
- Oct. 1 - Auburn 16, #10 Carolina 13
- Oct. 8 - #18 Carolina 54, Kentucky 3
- Oct. 15 - #15 Carolina 14, Mississippi State 12
- Oct. 29 - #14 South Carolina 14, Tennessee 3
- Nov. 5 - #8 Arkansas 44, #10 South Carolina 28
- Nov. 12 - #15 South Carolina 17, Florida 12
- Nov. 29 - #14 South Carolina 41, The Citadel 20

**2010 (8-5)**

- Sept. 11 - #24 Carolina 17, #22 Georgia 6 (Columbia)
- Sept. 18 - #13 Carolina 38, Furman 19 (Columbia)
- Sept. 25 - #17 Auburn 35, #12 Carolina 27 (Auburn)
- Oct. 9 - #19 Carolina 35, #1 Alabama 21 (Columbia)
- Oct. 16 - Kentucky 31, #10 Carolina 28 (Lexington)
- Oct. 23 - #19 Carolina 21, Vanderbilt 7 (Nashville)
- Oct. 30 - #17 Carolina 38, Tennessee 24 (Columbia)
- Nov. 6 - #17 Arkansas 41, #18 Carolina 20 (Columbia)
- Nov. 13 - #22 Carolina 36, #24 Florida 14 (Gainesville)
- Nov. 20 - #17 Carolina 69, Troy 24 (Columbia)
- Nov. 27 - #18 Carolina 29, Clemson 7 (Clemson)
- Dec. 4 - #2 Auburn 56, #18 Carolina 17 (Atlanta)
- Dec. 31 - #23 Florida State 26, #19 Carolina 17 (Atlanta)

**2009 (2-2)**

- Oct. 10 - #25 Carolina 28, Kentucky 26 (Columbia)
- Oct. 17 - #2 Alabama 20, #22 Carolina 6 (Tuscaloosa)
- Oct. 24 - #23 Carolina 14, Vanderbilt 10 (Columbia)
- Oct. 31 - Tennessee 31, #21 Carolina 13 (Knoxville)

**2008 (0-2)**

- Sept. 4 - Vanderbilt 24, #24 Carolina 17 (Nashville)
- Nov. 15 - #3 Florida 56, #24 Carolina 6 (Gainesville)

**2007 (4-4)**

- Sept. 15 - #17 Carolina 38, S.C. State 3 (Columbia)
- Sept. 22 - #2 LSU 28, #12 Carolina 16 (Baton Rouge)
- Sept. 29 - #16 Carolina 38, Miss. State 21 (Columbia)
- Oct. 4 - #11 Carolina 38, #8 Kentucky 23 (Columbia)
- Oct. 13 - #7 Carolina 21, North Carolina 15 (Chapel Hill)
- Oct. 20 - Vanderbilt 17, #6 Carolina 6 (Columbia)
- Oct. 27 - Tennessee 27, #15 Carolina 24 (OT) (Knoxville)
- Nov. 3 - Arkansas 48, #23 Carolina 36 (Fayetteville)

**2006 - (0-0)**

**2005 (0-1)**

- Nov. 19 - Clemson 13, #19 Carolina 9 (Columbia)

**GAMECOCKS AGAINST RANKED FOES:** Carolina is 10-20 versus opponents ranked in the AP Top-25 under Coach Spurrier. Here is a year-by-year breakdown:

**2011 (0-1)**

- Nov. 5 - #8 Arkansas 44, #10 South Carolina 28

**2010 (3-4)**

- Sept. 11 - #24 Carolina 17, #22 Georgia 6 (Columbia)
- Sept. 25 - #17 Auburn 35, #12 Carolina 27 (Auburn)
- Oct. 9 - #19 Carolina 35, #1 Alabama 21 (Columbia)
- Nov. 6 - #17 Arkansas 41, #18 Carolina 20 (Columbia)
- Nov. 13 - #22 Carolina 36, #24 Florida 14 (Gainesville)
- Dec. 4 - #2 Auburn 56, #18 Carolina 17 (Atlanta)
- Dec. 31 - #23 Florida State 26, #19 Carolina 17 (Atlanta)

**2009 (2-3)**

- Sept. 12 - #21 Georgia 41, Carolina 37 (Athens)
- Sept. 24 - Carolina 16, #4 Ole Miss 10 (Columbia)
- Oct. 17 - #2 Alabama 20, #22 Carolina 6 (Tuscaloosa)
- Nov. 14 - #1 Florida 24, Carolina 14 (Columbia)
- Nov. 28 - Carolina 34, #15 Clemson 17 (Columbia)

**2008 (0-3)**

- Sept. 13 - #2 Georgia 14, Carolina 7 (Columbia)
- Oct. 18 - #13 LSU 24, Carolina 17 (Columbia)
- Nov. 15 - #3 Florida 56, #24 Carolina 6 (Gainesville)

**2007 (2-3)**

- Sept. 8 - Carolina 16, #11 Georgia 12 (Athens)
- Sept. 22 - #2 LSU 28, #12 Carolina 16 (Baton Rouge)
- Oct. 4 - #11 Carolina 38, #8 Kentucky 23 (Columbia)
- Nov. 10 - #17 Florida 51, Carolina 31 (Columbia)
- Nov. 24 - #15 Clemson 23, Carolina 21 (Columbia)

**2006 (1-5)**

- Sept. 9 - #12 Georgia 18, Carolina 0 (Columbia)
- Sept. 28 - #2 Auburn 24, Carolina 17 (Columbia)
- Oct. 28 - #8 Tennessee 31, Carolina 24 (Columbia)
- Nov. 4 - #12 Arkansas 26, Carolina 20 (Columbia)
- Nov. 11 - #6 Florida 17, Carolina 16 (Gainesville)
- Nov. 25 - Carolina 31, #24 Clemson 28 (Clemson)

**2005 (2-1)**

- Sept. 10 - #9 Georgia 17, Carolina 15 (Athens)
- Oct. 29 - Carolina 16, #23 Tennessee 15 (Knoxville)
- Nov. 12 - Carolina 30, #12 Florida 22 (Columbia)

**UP NEXT:** The Gamecocks will await word on which bowl game they will attend. They are bowl-eligible for a school-record eighth consecutive season and will be playing in their fourth-consecutive bowl game. The Gamecocks are 4-12 in their bowl appearances.

**Phil Steele's  
Midseason All-Stars**

**All-American**

- Melvin Ingram ..... First Team
- Marcus Lattimore ..... Third Team
- Antonio Allen ..... Third Team
- Alshon Jeffery ..... Fourth Team

**All-SEC**

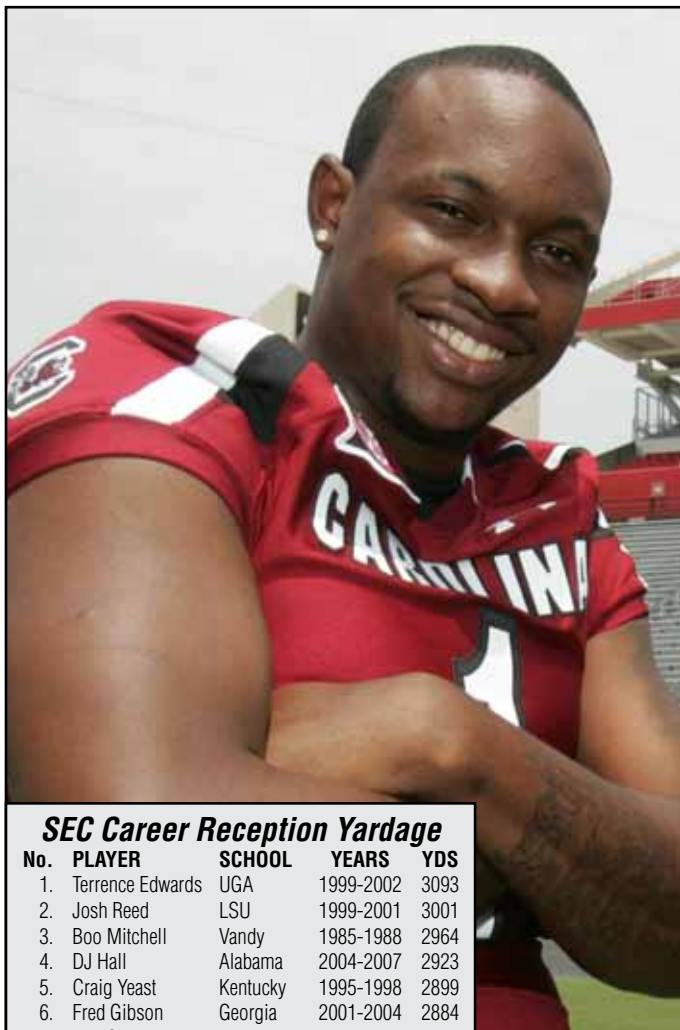
- Melvin Ingram ..... First Team
- Marcus Lattimore ..... First Team
- Antonio Allen ..... First Team
- Alshon Jeffery ..... First Team
- Rokeyious Watkins ..... Second Team
- Jadeveon Clowney ..... Second Team
- T.J. Johnson ..... Third Team
- Stephon Gilmore ..... Third Team

**Players of the Week**

Date	Player	Opponent	Award	Organization
Sept. 3	Rokeyious Watkins	East Carolina	SEC Offensive Lineman	SEC
Sept. 10	Melvin Ingram	Georgia	National Defensive Player	Walter Camp
Sept. 17	Marcus Lattimore	Navy	Special Teams Player	SEC
Sept. 24	Melvin Ingram	Vanderbilt	SEC Co-Offensive Player	SEC
Oct. 1	Melvin Ingram	Auburn	National and SEC Player	Rivals.com
Oct. 8	Connor Shaw	Kentucky	SEC Defensive Player	SEC
Oct. 15	D.J. Swearingen	Mississippi State	SEC Offensive Player	SEC
Oct. 15	Bruce Ellington	Mississippi State	SEC Co-Defensive Player	SEC
Oct. 29	Brandon Wilds	Tennessee	SEC Co-Freshman	SEC
Nov. 12	Travian Robertson	Florida	SEC Freshman	SEC
			National Freshman	Rivals.com
			SEC Defensive Lineman	SEC



**South Carolina Career Receiving Leaders**



**RECEPTIONS**

No.	PLAYER	YEARS	REC
1.	Kenny McKinley	2005-08	207
2.	<b>Alshon Jeffery</b>	<b>2009-11</b>	<b>177</b>
3.	Sterling Sharpe	1983, 1985-87	169
4.	Zola Davis	1995-98	164
5.	Robert Brooks	1988-91	156
6.	Jermale Kelly	1997-00	153
7.	Fred Zeigler	1967-69	146
8.	Sidney Rice	2005-06	142
9.	Cory Boyd	2003-07	117
10.	Stanley Pritchett	1992-95	116

**RECEIVING YARDS**

No.	PLAYER	YEARS	YDS
1.	<b>Alshon Jeffery</b>	<b>2009-11</b>	<b>2,865*</b>
2.	Kenny McKinley	2005-08	2,781
3.	Sterling Sharpe	1983-87	2,497
4.	Zola Davis	1995-98	2,354
5.	Sidney Rice	2005-06	2,233
6.	Robert Brooks	1988-91	2,211
7.	Jermale Kelly	1997-00	2,181
8.	Philip Logan	1974-77	2,063
9.	Fred Zeigler	1967-69	1,876
10.	Troy Williamson	2002-04	1,754

\*-10th among active players

**100-YARD RECEIVING GAMES**

No.	PLAYER	YEARS	GMS
1.	Sidney Rice	2005-06	11
	<b>Alshon Jeffery</b>	<b>2009-11</b>	<b>11</b>
3.	Sterling Sharpe	1983-87	10

**RECEIVING TOUCHDOWNS**

No.	PLAYER	YEARS	TD
1.	Sidney Rice	2005-06	23
2.	<b>Alshon Jeffery</b>	<b>2009-11</b>	<b>21</b>
3.	Robert Brooks	1988-91	19
	Jermale Kelly	1997-00	19
	Kenny McKinley	2005-08	19
6.	Sterling Sharpe	1983-87	17
	Zola Davis	1995-98	17
8.	Philip Logan	1974-77	15
9.	Toby Cates	1991-94	13
	Monty Means	1992-95	13
	Troy Williamson	2002-04	13

**YARDS PER RECEPTION  
(Min. 75 receptions)**

No.	PLAYER	YEARS	YDS
1.	Philip Logan	1974-77	19.6
2.	Eddie Miller	1988-91	19.3
	Troy Williamson	2002-04	19.3
4.	Ira Hillary	1981-84	17.4
5.	Danny Smith	1984-87	17.1
6.	Jim Mitchell	1969-71	16.4
7.	<b>Alshon Jeffery</b>	<b>2009-11</b>	<b>16.2</b>
	Brian Scott	1998-01	16.2
9.	Toby Cates	1991-94	16.1
10.	Sidney Rice	2005-06	15.7

**CONSECUTIVE GAMES  
WITH A RECEPTION**

No.	PLAYER	YEARS	GMS
1.	Kenny McKinley	2005-08	43
2.	Sterling Sharpe	1985-87	34
	Jermale Kelly	1997-00	34
	<b>Alshon Jeffery</b>	<b>2009-11</b>	<b>34</b>
5.	Ryan Brewer	2000-02	31

**SEC Career Reception Yardage**

No.	PLAYER	SCHOOL	YEARS	YDS
1.	Terrence Edwards	UGA	1999-2002	3093
2.	Josh Reed	LSU	1999-2001	3001
3.	Boo Mitchell	Vandy	1985-1988	2964
4.	DJ Hall	Alabama	2004-2007	2923
5.	Craig Yeast	Kentucky	1995-1998	2899
6.	Fred Gibson	Georgia	2001-2004	2884
7.	Dan Stricker	Vandy	1999-2002	2880
8.	Anthony Lucas	Arkansas	1995-1999	2879
9.	Alshon Jeffery	S. Carolina	2009-2011	2865
10.	Earl Bennett	Vandy	2005-2007	2852
-----				
	Jarius Wright	Arkansas	2008-2011	2819

**A. Jeffery's Statistics**

Year	GP/GS	Rec	Yds	Avg	TD	Long
2009	13/7	46	763	16.6	6	80
2010	14/14	88	1517	17.2	9	72
2011	11/10	43	585	13.6	6	50
<b>Total</b>	<b>38/31</b>	<b>177</b>	<b>2865</b>	<b>16.2</b>	<b>21</b>	<b>80</b>

**A. Jeffery's Single-Game Highs**

Receptions.....	9, twice: Vanderbilt & Florida State, 2010
Yards Receiving.....	192, Auburn, 2010
Long Reception.....	80, Arkansas, 2009
Touchdown Receptions.....	3, Kentucky, 2009
100-Yard Receiving Games.....	11

**A. Jeffery's Game-by-Game**

2009					2010					2011				
Date	Opponent	Rec	Yds	TD	Date	Opponent	Rec	Yds	TD	Date	Opponent	Rec	Yds	TD
09/03	at NC State	1	5	0	09/02	vs So. Miss	7	106	0	09/03	East Carolina	5	92	0
09/12	at Georgia	0	0	0	09/11	vs Georgia	7	103	0	09/10	at Georgia	5	85	1
09/19	vs Florida Atlantic	2	24	0	09/18	vs Furman	5	97	0	09/17	vs Navy	2	35	0
09/24	vs Ole Miss	0	0	0	09/25	at Auburn	8	192	2	09/24	vs Vanderbilt	2	34	0
10/03	vs SC State	2	32	1	10/09	vs Alabama	7	127	2	10/01	vs Auburn	5	86	1
10/10	vs Kentucky	7	138	3	10/16	at Kentucky	6	65	1	10/08	vs Kentucky	6	95	2
10/17	at Alabama	4	83	0	10/23	at Vanderbilt	9	158	1	10/15	at Miss. State	5	24	1
10/24	vs Vanderbilt	8	161	1	10/30	vs Tennessee	3	87	1	10/29	at Tennessee	3	17	0
10/31	at Tennessee	4	54	0	11/06	vs Arkansas	7	99	0	11/05	at Arkansas	3	19	0
11/07	at Arkansas	5	116	1	11/13	at Florida	6	53	0	11/12	vs Florida	2	17	0
11/14	vs Florida	6	57	0	11/20	vs Troy	5	123	0	11/19	vs The Citadel	5	81	1
11/28	vs Clemson	4	65	0	11/27	at Clemson	5	141	1	11/26	vs Clemson			
01/02	Connecticut (Papajohns.com Bowl)	3	28	0	12/04	Auburn (SEC Championship)	4	36	1	<b>2010 TOTALS</b>	<b>43</b>	<b>585</b>	<b>6</b>	
<b>2009 TOTALS</b>	<b>46</b>	<b>763</b>	<b>6</b>		12/31	Florida State (Chick-fil-A Bowl)	9	130	0	<b>2010 TOTALS</b>	<b>88</b>	<b>1517</b>	<b>9</b>	

✓ Phil Steele's 2011 Midseason All-Stars:

Fourth-team All-American  
First-team All-SEC

- ✓ 2011 Watch Lists:  
Biletnikoff, Walter Camp, Maxwell
- ✓ *Playboy* Preseason All-American
- ✓ *Phil Steele* Preseason All-American
- ✓ *Sporting News* SEC Preseason "Most Thrilling"
- ✓ *Sports Illustrated* Cover (8/15/11)
- ✓ 2010 Biletnikoff Finalist
- ✓ 2010 First-team All-American by AFCA, FWAA, *Phil Steele* and ESPN.com
- ✓ 2010 Second-team All-American by Walter Camp, *Sports Illustrated*, AP and CollegeFootballNews.com



**South Carolina Career Rushing Leaders**

**RUSHING YARDS**

No.	PLAYER	YEARS	YDS
1.	George Rogers	1977-80	5,204
2.	Brandon Bennett	1991-94	3,055
3.	Harold Green	1986-89	3,005
4.	Steve Wadiak	1948-51	2,878
5.	Thomas Dendey	1982-85	2,767
6.	Johnnie Wright	1977-81	2,589
7.	Jay Lynn Hodgin	1972-74	2,478
8.	Kevin Long	1973-76	2,372
9.	Clarence Williams	1974-76	2,311
10.	Cory Boyd	2003-07	2,267
11.	Warren Muir	1967-69	2,234
12.	Mike Davis	2005-08	2,231
13.	Derek Watson	1999-01	2,078
14.	<b>Marcus Lattimore 2010-11</b>	<b>2,015</b>	
15.	Kent Hagood	1981-85	2,014
16.	Bishop Strickland	1947-50	1,965
17.	Duce Staley	1995-96	1,852
	Andrew Pinnock	1999-02	1,852
19.	Rob DeBoer	1990-93	1,810
20.	Mike Davis	2005-07	1,658

**RUSHING ATTEMPTS**

No.	PLAYER	YEARS	ATT
1.	George Rogers	1977-80	954
2.	Harold Green	1986-89	702
3.	Brandon Bennett	1991-94	681
4.	Johnnie Wright	1977-81	552
5.	Steve Wadiak	1948-51	543
6.	Warren Muir	1967-69	523
	Mike Davis	2005-08	523
8.	Jay Lynn Hodgin	1972-74	515
9.	Thomas Dendey	1982-85	494
10.	Cory Boyd	2003-07	464

**Marcus Lattimore 2010-11 412**

**RUSHING TOUCHDOWNS**

No.	PLAYER	YEARS	TDS
1.	George Rogers	1977-80	31
	Harold Green	1986-89	31
3.	Brandon Bennett	1991-94	27
	Andrew Pinnock	1999-02	27
	<b>Marcus Lattimore 2010-11</b>	<b>27</b>	
5.	Jeff Grantz	1973-75	26

**TOUCHDOWNS SCORED**

No.	PLAYER	YEARS	TDS
1.	George Rogers	1977-80	33
	Harold Green	1986-89	33
3.	<b>Marcus Lattimore 2010-11</b>	<b>30</b>	
4.	Brandon Bennett	1991-94	28
	Cory Boyd	2003-07	28
6.	Andrew Pinnock	1999-02	27
7.	Jeff Grantz	1973-75	26



**Lattimore's Single-Game Highs**

Carries ..... 40, (school record), Florida, 2010  
 Yards Rushing.....246, Navy, 2011  
 Long Rush.....58, Troy, 2010  
 TDs Rushing.....3, Florida & Troy, 2010  
 East Carolina & Navy, 2011  
 Receptions ..... 5, Clemson 2010  
 Yards Receiving.....133, Kentucky, 2010  
 Long Reception.....53, Florida State, 2010  
 TDs Receiving.....1, three times  
 TDs Scored.....3, six times  
 100+-Yard Rushing Games.....Eight times

**Lattimore's Statistics**

-Rushing-						
Year	GP/GS	Att	Yds	Avg	TD	Long
2010	13/13	249	1197	4.8	17	58
2011	7/7	163	818	5.0	10	36
<b>20/20</b>	<b>412</b>	<b>2015</b>	<b>4.9</b>	<b>27</b>	<b>58</b>	
-Receiving-						
Year	GP/GS	Rec	Yds	Avg	TD	Long
2010	13/13	29	412	14.2	2	53
2011	7/7	19	182	9.6	1	52
<b>20/20</b>	<b>48</b>	<b>594</b>	<b>12.4</b>	<b>3</b>	<b>53</b>	

- ✓ Phil Steele's 2011 Midseason All-Stars:
  - \* Third-team All-American
  - \* First-team All-SEC
- ✓ 2011 Watch Lists:
  - Walter Camp, Maxwell, Doak Walker
- ✓ *Sporting News* Preseason All-American
- ✓ *Sporting News* SEC Preseason Player of the Year
- ✓ *Sporting News* Doak Walker Preseason Favorite
- ✓ 2010 National Freshman of the Year
- ✓ 2010 SEC Freshman of the Year
- ✓ 2010 First-team All-SEC

**Lattimore's Game-by-Game**

2010					2011				
Date	Opponent	Att	Yds	TD	Date	Opponent	Att	Yds	TD
09/02	vs So. Miss	14	54	2	09/03	East Carolina	23	112	3
09/11	vs Georgia	37	182	2	09/10	at Georgia	27	176	1
09/18	vs Furman	19	97	1	09/17	vs Navy	37	246	3
09/25	at Auburn	14	33	1	09/24	vs Vanderbilt	20	77	1
10/09	vs Alabama	23	93	2	10/01	vs Auburn	17	66	1
10/16	at Kentucky	15	79	2	10/08	vs Kentucky	22	102	0
10/23	at Vanderbilt		-DNP-		10/15	at Miss. State	17	39	1
10/30	vs Tennessee	29	184	1	10/29	at Tennessee		-DNP-	
11/06	vs Arkansas	11	30	0	11/05	at Arkansas		-DNP-	
11/13	at Florida	40	212	3	11/12	vs Florida		-DNP-	
11/20	vs Troy	7	102	3	11/19	vs The Citadel		-DNP-	
11/27	at Clemson	23	48	0	11/26	vs Clemson			
12/04	vs Auburn	16	84	0					
	(SEC Championship)				<b>2011 TOTALS</b>		<b>163</b>	<b>818</b>	<b>10</b>
12/31	vs Florida State	1	-1	0					
	(Chick-fil-A Bowl)								
<b>2010 TOTALS</b>		<b>249</b>	<b>1197</b>	<b>17</b>					



**Offense**

<b>WR</b>	1	Alshon Jeffery	6-4	229	JR-2L	St. Matthews, S.C.
	6	DeAngelo Smith	6-0	193	SO-SQ	Kingsland, Ga.
	11	Lamar Scruggs	6-3	218	SO-1L	Jacksonville Beach, Fla.
<b>WR</b>	9	Ace Sanders	5-7	175	SO-1L	Bradenton, Fla.
	23	Bruce Ellington	5-9	197	FR-RS	Moncks Corner, S.C.
<b>OR</b>	3	Damiere Byrd	5-9	161	FR-HS	Sicklerville, N.J.
<b>WR</b>	10	Nick Jones	5-9	188	FR-RS	Moore, S.C.
	<b>OR</b> 4	Jason Barnes	6-4	214	SR-3L	Charlotte, N.C.
	82	D.L. Moore	6-4	203	JR-2L	Bowling Green, Ky.
<b>LT</b>	73	Rokevious Watkins	6-4	340	SR-1L	Fairburn, Ga.
	76	Mike Matulis	6-5	274	FR-HS	Boynton Beach, Fla.
<b>LG</b>	50	A.J. Cann	6-3	299	FR-RS	Bamberg, S.C.
	70	Kyle Harris	6-3	273	FR-HS	Silver Creek, Ga.
<b>C</b>	55	T.J. Johnson	6-5	316	JR-2L	Aynor, S.C.
	61	Travis Ford	6-3	278	SO-SQ	Fork, S.C.
<b>RG</b>	60	Terrence Campbell	6-3	295	SR-2L	Austell, Ga.
	67	Ronald Patrick	6-1	302	SO-SQ	Cocoa, Fla.
<b>RT</b>	76	Mike Matulis	6-5	274	FR-HS	Boynton Beach, Fla.
	78	Cody Gibson	6-6	284	FR-RS	Tallahassee, Fla.
<b>TE</b>	87	Justice Cunningham	6-3	265	JR-2L	Pageland, S.C.
	81	Rory Anderson	6-5	207	FR-HS	Powder Springs, Ga.
<b>QB</b>	14	Connor Shaw	6-1	204	SO-1L	Flowery Branch, Ga.
	17	Dylan Thompson	6-3	213	FR-RS	Boiling Springs, S.C.
	12	Andrew Clifford	6-2	212	SO-SQ	Tampa, Fla.
<b>FB</b>	46	Dalton Wilson	6-0	227	JR-2L	Williston, S.C.
	41	Connor McLaurin	6-0	227	FR-RS	Raleigh, N.C.
<b>TB</b>	22	Brandon Wilds	6-1	223	FR-HS	Blythewood, S.C.
	31	Kenny Miles	5-10	193	JR-2L	Lawrenceville, Ga.
	28	Eric Baker	6-0	208	JR-2L	Jacksonville, Fla.

**Defense**

<b>DE</b>	98	Devin Taylor	6-7	260	JR-2L	Beaufort, S.C.
	90	Chaz Sutton	6-4	250	SO-1L	Savannah, Ga.
	92	Byron McKnight	6-5	235	SR-3L	Laurinburg, N.C.
<b>DT</b>	42	Travian Robertson	6-4	303	SR-3L	Laurinburg, N.C.
	70	Byron Jerideau	6-1	319	JR-1L	Green Pond, S.C.
	97	J.T. Surratt	6-2	297	FR-RS	Winston-Salem, N.C.
<b>DT</b>	99	Kelcy Quarles	6-4	271	FR-PG	Hodges, S.C.
	57	Aldrick Fordham	6-3	274	JR-2L	Jamestown, S.C.
<b>DE</b>	6	Melvin Ingram	6-2	276	SR-3L	Hamlet, N.C.
	7	Jadeveon Clowney	6-6	254	FR-HS	Rock Hill, S.C.
<b>MLB</b>	<b>OR</b> 54	Shaq Wilson	5-11	223	JR-2L	Jacksonville, Fla.
	45	Rodney Paulk	6-0	242	SR-3L	Columbia, S.C.
	43	Qua Gilchrist	6-1	244	JR-SQ	Abbeville, S.C.
<b>WLB</b>	32	Reginald Bowens	6-2	248	JR-1L	Holly Springs, N.C.
	24	Quin Smith	6-1	238	JR-2L	Lenoir, N.C.
<b>SPUR</b>	26	Antonio Allen	6-2	202	SR-2L	Ocala, Fla.
	33	Damario Jeffery	6-3	237	JR-2L	Columbia, S.C.
	<b>OR</b> 9	Sharrod Golightly	5-10	185	FR-RS	Decatur, Ga.
<b>CB</b>	5	Stephon Gilmore	6-1	193	JR-2L	Rock Hill, S.C.
	27	Victor Hampton	5-10	187	FR-RS	Darlington, S.C.
<b>SS</b>	21	DeVonte Holloman	6-2	232	JR-2L	Charlotte, N.C.
	11	Brison Williams	5-10	206	FR-PG	Warner Robins, Ga.
	9	Sharrod Golightly	5-10	185	FR-RS	Decatur, Ga.
<b>FS</b>	36	D.J. Swearingen	5-10	208	JR-2L	Greenwood, S.C.
	15	Jimmy Legree	5-11	185	SO-1L	Beaufort, S.C.
<b>CB</b>	12	C.C. Whitlock	5-10	178	SR-3L	Chester, S.C.
	39	Marty Markett	5-10	162	SR-1L	York, S.C.

**Specialists**

<b>KO</b>	18	Jay Wooten	6-3	204	SR-1L	Laurinburg, N.C.
	49	Joey Scribner-Howard	6-0	210	SR-SQ	Irmo, S.C.
<b>PK</b>	18	Jay Wooten	6-3	204	SR-1L	Laurinburg, N.C.
	49	Joey Scribner-Howard	6-0	210	SR-SQ	Irmo, S.C.
<b>P</b>	49	Joey Scribner-Howard	6-0	210	SR-SQ	Irmo, S.C.
	18	Jay Wooten	6-3	204	SR-1L	Laurinburg, N.C.
<b>H</b>	13	Seth Strickland	6-2	194	JR-1L	Laurens, S.C.

<b>KR</b>	<b>OR</b> 23	Bruce Ellington	5-9	197	FR-RS	Moncks Corner, S.C.
	27	Victor Hampton	5-10	187	FR-RS	Darlington, S.C.
	5	Stephon Gilmore	6-1	193	JR-2L	Rock Hill, S.C.
<b>PR</b>	9	Ace Sanders	5-7	175	SO-1L	Bradenton, Fla.
	5	Stephon Gilmore	6-1	193	JR-2L	Rock Hill, S.C.
<b>LS</b>	91	Walker Inabinet	5-10	199	JR-1L	Columbia, S.C.
	62	Davis Moore	6-0	216	SO-SQ	Buford, Ga.

# Game 12

# SOUTH CAROLINA GAME NOTES VS. CLEMSON

## ALPHABETICAL ROSTER



No.	Name	Pos.	Ht.	Wt.	Yr.	Exp.	Hometown (High/Last School)
30	Corey Addison	SS	6-0	204	SO	1L	Jacksonville, Fla. (Andrew Jackson)
26	Antonio Allen	SPR	6-2	202	SR	2L	Ocala, Fla. (Trinity Catholic/Fork Union)
81	Rory Anderson	TE	6-5	207	FR	HS	Powder Springs, Ga. (McEachern)
47	Landon Ard	P/K	5-10	175	FR	HS	Rock Hill, S.C. (South Pointe)
3	Akeem Auguste	CB	5-10	182	SR	3L	Hollywood, Fla. (Chaminade-Madonna/Fork Union)
28	Eric Baker	TB	6-0	208	JR	2L	Jacksonville, Fla. (White/Fork Union)
43	Jacob Baker	TB	5-9	191	JR	1L	Ridgeland, S.C. (Thomas Heyward Academy)
4	Jason Barnes	WR	6-4	214	SR	3L	Charlotte, N.C. (Independence)
34	Joshua Blue	TB	5-6	178	FR	HS	Tatum, S.C. (Marlboro County)
32	Reginald Bowns	LB	6-2	248	JR	1L	Holly Springs, N.C. (Garner)
16	Payton Brady	TE	6-3	226	JR	SQ	Lincolnton, N.C. (East Lincoln/ Charleston Southern/Campbell)
80	K.J. Brent	WR	6-3	180	FR	HS	Waxhaw, N.C. (Marvin Ridge)
74	Kaleb Broome	OG	6-6	326	JR	TR	Aiken, S.C. (Aiken/Georgia Military)
83	Zach Broome	WR	6-2	201	FR	TR	Richmond Hill, Ga. (Richmond Hill/ Armstrong Atlantic State)
3	Damiere Byrd	WR	5-9	161	FR	HS	Sicklerville, N.J. (Timber Creek)
40	Billy Byrne	FB	5-11	235	SO	SQ	Palm Harbor, Fla. (East Lake)
60	Terrence Campbell	OG	6-3	296	SR	2L	Austell, Ga. (South Cobb)
50	A.J. Cann	OG	6-3	299	FR	RS	Bamberg, S.C. (Bamberg-Ehrhardt)
7	Shon Carson	TB	5-8	190	FR	HS	Scranton, S.C. (Lake City)
1	Ahmad Christian	CB	5-10	182	FR	HS	Jacksonville, Fla. (Trinity Christian)
12	Andrew Clifford	QB	6-2	212	SO	SQ	Tampa, Fla. (Wharton)
7	Jadeveon Clowney	DE	6-6	254	FR	HS	Rock Hill, S.C. (South Pointe)
48	Matt Coffee	FB	5-11	230	SO	1L	Mary Esther, Fla. (Fort Walton Beach)
18	Cedrick Cooper	LB	6-2	207	FR	HS	Lithonia, Ga. (Lithonia)
58	Ryland Culbertson	OG	6-4	252	FR	RS	Laurens, S.C. (Laurens Academy)
87	Justice Cunningham	TE	6-3	265	JR	2L	Pageland, S.C. (Central)
72	Kenny Davis	OG	6-3	318	JR	1L	Newberry, S.C. (Newberry)
44	Gerald Dixon	DE	6-2	271	FR	HS	Rock Hill, S.C. (South Pointe)
95	Gerald Dixon Jr.	DT	6-3	311	FR	HS	Rock Hill, S.C. (Northwestern)
52	Phillip Dukes	DT	6-3	300	FR	HS	Manning, S.C. (Manning)
23	Bruce Ellington	WR	5-9	197	FR	RS	Moncks Corner, S.C. (Berkeley)
85	Patrick Fish	P	5-11	193	FR	RS	Shelby, N.C. (Burns)
61	Travis Ford	OC	6-3	278	SO	SQ	Fork, S.C. (Lake View/Coastal Carolina)
57	Aldrick Fordham	DT	6-3	274	JR	2L	Jamestown, S.C. (Timberland)
85	Riley Gallaher	WR	6-1	175	FR	HS	Apex, N.C. (Garner)
78	Cody Gibson	OT	6-6	284	FR	RS	Tallahassee, Fla. (Lincoln)
43	Qua Gilchrist	LB	6-1	244	JR	SQ	Abbeville, S.C. (Abbeville/Butler Co. CC)
5	Stephon Gilmore	CB	6-1	193	JR	2L	Rock Hill, S.C. (South Pointe)
9	Sharrod Golightly	SS	5-10	185	FR	RS	Decatur, Ga. (Southwest DeKalb)
93	Deon Green	DT	6-3	266	FR	HS	Windermere, Fla. (Olympia)
29	Chaun Gresham	LB	6-2	265	SO	1L	Auburn, Ga. (Apalachee)
15	Austin Hails	QB	6-2	215	FR	HS	Collinsville, Ill. (Collinsville)
96	Jamal Hall	DE	6-2	216	SO	TR	Lodson, S.C. (Fort Dorchester/ Brevard College)
27	Victor Hampton	CB	5-10	187	FR	RS	Darlington, S.C. (Darlington)
59	Coleman Harley	LS	6-2	265	FR	HS	Aiken, S.C. (South Aiken)
70	Kyle Harris	OG	6-3	273	FR	HS	Silver Creek, Ga. (Pepperell)
34	Mason Harris	DE	6-3	208	FR	HS	Fort Oglethorpe, Ga. (Ridgeland)
35	Ben Harvey	CB	5-9	176	FR	HS	Columbia, Md. (Our Lady of Good Counsel)
24	Josh Hinch	TB	5-7	183	SR	SQ	Knoxville, Tenn. (Austin-East/ MidAmerica Nazarene)
21	DeVonte Holloman	SPR	6-2	232	JR	2L	Charlotte, N.C. (South Pointe)
91	Walker Inabinet	LS	5-10	199	JR	1L	Columbia, S.C. (Hammond School)
6	Melvin Ingram	DE	6-2	276	SR	3L	Hamlet, N.C. (Richmond County)
1	Alshon Jeffery	WR	6-4	229	JR	2L	St. Matthews, S.C. (Calhoun County)
33	Damario Jeffery	LB	6-3	237	JR	2L	Columbia, S.C. (Columbia)

No.	Name	Pos.	Ht.	Wt.	Yr.	Exp.	Hometown (High/Last School)
8	Shamier Jeffery	WR	6-1	208	FR	HS	St. Matthews, S.C. (Calhoun County)
70	Byron Jerideau	DT	6-1	319	JR	1L	Green Pond, S.C. (Colleton County/Fort Scott CC)
55	T.J. Johnson	OC	6-5	316	JR	2L	Aynor, S.C. (Aynor)
10	Nick Jones	WR	5-9	188	FR	RS	Moore, S.C. (Byrnes)
21	Marcus Lattimore	TB	6-0	232	SO	1L	Duncan, S.C. (Byrnes)
15	Jimmy Legree	FS	5-11	185	SO	1L	Beaufort, S.C. (Beaufort)
86	Blair Lowery	WR	6-0	180	JR	SQ	Irmo, S.C. (Dutch Fork)
25	Kadetrax Marcus	FS	6-1	183	FR	HS	Stone Mountain, Ga. (Stephenson)
39	Marty Markett	CB	5-10	162	SR	1L	York, S.C. (York)
8	Martay Mattox	CB	6-1	192	FR	HS	Athens, Ga. (Clarke Central)
76	Mike Matulis	OT	6-5	274	FR	HS	Boynton Beach, Fla. (Park Vista)
19	Tanner McEvoy	QB	6-6	207	FR	HS	Hillsdale, N.J. (Bergen Catholic)
92	Byron McKnight	DE	6-5	235	SR	3L	Laurinburg, N.C. (Scotland County)
41	Connor McLaurin	FB	6-0	227	FR	RS	Raleigh, N.C. (Garner)
31	Kenny Miles	TB	5-10	193	JR	2L	Lawrenceville, Ga. (Brookwood)
82	D.L. Moore	WR	6-4	203	JR	2L	Bowling Green, Ky. (Bowling Green)
62	Davis Moore	LS	6-0	216	SO	SQ	Buford, Ga. (Mill Creek/Emory & Henry)
20	Edward Muldrow	LB	6-3	190	FR	HS	Snellville, Ga. (South Gwinnett)
68	Kyle Nunn	OT	6-6	295	SR	3L	Sumter, S.C. (Sumter)
31	Matt O'Brien	SPR	6-0	188	SO	SQ	New Milford, N.J. (Bergen Catholic)
88	Drew Owens	TE	6-5	241	FR	HS	Charlotte, N.C. (Ardrey Kell)
67	Ronald Patrick	OG	6-1	302	SO	SQ	Cocoa, Fla. (Cocoa)
45	Rodney Paulk	LB	6-0	242	SR	3L	Columbia, S.C. (Richland Northeast)
99	Kelcy Quarles	DT	6-4	271	FR	PG	Hodges, S.C. (Greenwood/Fork Union)
48	Marcquis Roberts	SPR	6-0	218	FR	HS	Powder Springs, Ga. (McEachern)
42	Travian Robertson	DT	6-4	303	SR	3L	Laurinburg, N.C. (Scotland County)
94	Corey Robinson	DT	6-8	350	FR	RS	Havelock, N.C. (Havelock)
51	Kenny Robinson	FS	5-9	178	FR	HS	Hilton Head Island, S.C. (Hilton Head)
4	Sheldon Royster	FS	5-11	187	FR	HS	Woodbridge, N.J. (St. Peter's Prep)
9	Ace Sanders	WR	5-7	175	SO	1L	Brandenton, Fla. (Manatee)
10	Cadarius Sanders	CB	6-0	184	FR	RS	LaGrange, Ga. (Troup County)
49	Joey Scribner-Howard	P/K	6-0	210	SR	SQ	Irmo, S.C. (Dutch Fork/Carson-Newman)
11	Lamar Scruggs	WR	6-3	218	SO	1L	Jacksonville Beach, Fla. (Fletcher)
14	Connor Shaw	QB	6-1	204	SO	1L	Flowery Branch, Ga. (Flowery Branch)
71	Brandon Shell	OT	6-6	322	FR	HS	Goose Creek, S.C. (Goose Creek)
89	Corey Simmons	TE	6-4	260	FR	RS	Lawrenceville, Ga. (Greater Atlanta Christian)
6	DeAngelo Smith	WR	6-0	193	SO	SQ	Kingsland, Ga. (Camden County)
24	Quin Smith	LB	6-1	238	JR	2L	Lenoir, N.C. (Hibriten)
75	Will Sport	OG	6-5	282	FR	HS	Milton, Fla. (Pace)
13	Seth Strickland	QB	6-2	194	JR	1L	Laurens, S.C. (Laurens)
97	J.T. Surratt	DT	6-2	297	FR	RS	Winston-Salem, N.C. (Parkland)
90	Chaz Sutton	DE	6-4	250	SO	1L	Savannah, Ga. (Jenkins/Fork Union)
36	D.J. Swearinger	FS	5-10	208	JR	2L	Greenwood, S.C. (Greenwood)
98	Devin Taylor	DE	6-7	260	JR	2L	Beaufort, S.C. (Beaufort)
17	Dylan Thompson	QB	6-3	213	FR	RS	Boiling Springs, S.C. (Boiling Springs)
73	Rokeyious Watkins	OT	6-4	340	SR	1L	Fairburn, Ga. (Creekside/Georgia Military)
17	Angelo Watley	LB	5-1	225	FR	HS	Lawrenceville, Ga. (Peachtree Ridge)
12	C.C. Whitlock	CB	5-10	178	SR	3L	Chester, S.C. (Chester)
22	Brandon Wilds	TB	6-1	223	FR	HS	Blythewood, S.C. (Blythewood)
11	Brisson Williams	FS	5-10	206	FR	PG	Warner Robins, Ga. (Northside/Fork Union)
84	Mike Williamson	P	6-1	188	SO	TR	Norway, S.C. (Orangeburg Prep/ Columbia University)
46	Dalton Wilson	FB	6-0	227	JR	2L	Williston, S.C. (Williston-Elko)
54	Shaq Wilson	LB	5-11	223	JR	2L	Jacksonville, Fla. (First Coast)
40	Josh Woods	FS	5-10	180	SO	TR	Spartanburg, S.C. (Gaffney/ South Carolina State)
18	Jay Wooten	P/K	6-3	204	SR	1L	Laurinburg, N.C. (Scotland County/UNC)
81	Adam Yates	PK	6-1	213	JR	1L	Sparks, Md. (Hereford)

# Game 12

# SOUTH CAROLINA GAME NOTES VS. CLEMSON NUMERICAL ROSTER



No.	Name	Pos.	Ht.	Wt.	Yr.	Exp.	Hometown (High/Last School)	No.	Name	Pos.	Ht.	Wt.	Yr.	Exp.	Hometown (High/Last School)
1	Alshon Jeffery	WR	6-4	229	JR	2L	St. Matthews, S.C. (Calhoun County)	41	Connor McLaurin	FB	6-0	227	FR	RS	Raleigh, N.C. (Garner)
1	Ahmad Christian	CB	5-10	182	FR	HS	Jacksonville, Fla. (Trinity Christian)	42	Travian Robertson	DT	6-4	303	SR	3L	Laurinburg, N.C. (Scotland County)
3	Akeem Auguste	CB	5-10	182	SR	3L	Hollywood, Fla. (Chaminade-Madonna/Fork Union)	43	Qua Gilchrist	LB	6-1	244	JR	SQ	Abbeville, S.C. (Abbeville/Butler Co. CC)
3	Damiere Byrd	WR	5-9	161	FR	HS	Sicklerville, N.J. (Timber Creek)	43	Jacob Baker	TB	5-9	191	JR	1L	Ridgeland, S.C. (Thomas Heyward Academy)
4	Jason Barnes	WR	6-4	214	SR	3L	Charlotte, N.C. (Independence)	44	Gerald Dixon	DE	6-2	271	FR	HS	Rock Hill, S.C. (South Pointe)
4	Sheldon Royster	FS	5-11	187	FR	HS	Woodbridge, N.J. (St. Peter's Prep)	45	Rodney Paulk	LB	6-0	242	SR	3L	Columbia, S.C. (Richland Northeast)
5	Stephon Gilmore	CB	6-1	193	JR	2L	Rock Hill, S.C. (South Pointe)	46	Dalton Anderson	FB	6-0	227	JR	2L	Williston, S.C. (Williston-Elko)
6	Melvin Ingram	DE	6-2	276	SR	3L	Hamlet, N.C. (Richmond County)	47	London Ard	P/K	5-10	175	FR	HS	Rock Hill, S.C. (South Pointe)
6	DeAngelo Smith	WR	6-0	193	SO	SQ	Kingsland, Ga. (Camden County)	48	Matt Coffee	FB	5-11	230	SO	1L	Mary Esther, Fla. (Fort Walton Beach)
7	Jadeveon Clowney	DE	6-6	254	FR	HS	Rock Hill, S.C. (South Pointe)	48	Marcquis Roberts	SPR	6-0	218	FR	HS	Powder Springs, Ga. (McEachern)
7	Shon Carson	TB	5-8	190	FR	HS	Scranton, S.C. (Lake City)	49	Joey Scribner-Howard	P/K	6-0	210	SR	SQ	Irmo, S.C. (Dutch Fork/Carson-Newman)
8	Martay Mattox	CB	6-1	192	FR	HS	Athens, Ga. (Clarke Central)	50	A.J. Cann	OG	6-3	299	FR	RS	Bamberg, S.C. (Bamberg-Ehrhardt)
8	Shamier Jeffery	WR	6-1	208	FR	HS	St. Matthews, S.C. (Calhoun County)	51	Kenny Robinson	FS	5-9	178	FR	HS	Hilton Head Island, S.C. (Hilton Head)
9	Ace Sanders	WR	5-7	175	SO	1L	Brandenton, Fla. (Manatee)	52	Phillip Dukes	DT	6-3	300	FR	HS	Manning, S.C. (Manning)
9	Sharrod Golightly	SS	5-10	185	FR	RS	Decatur, Ga. (Southwest DeKalb)	54	Shaq Wilson	LB	5-11	223	JR	2L	Jacksonville, Fla. (First Coast)
10	Nick Jones	WR	5-9	188	FR	RS	Moore, S.C. (Byrnes)	55	T.J. Johnson	OC	6-5	316	JR	2L	Aynor, S.C. (Aynor)
10	Cadarius Sanders	CB	6-0	184	FR	RS	LaGrange, Ga. (Troup County)	57	Aldrick Fordham	DT	6-3	274	JR	2L	Jamestown, S.C. (Timberland)
11	Lamar Scruggs	WR	6-3	218	SO	1L	Jacksonville Beach, Fla. (Fletcher)	58	Ryland Culbertson	OG	6-4	252	FR	RS	Laurens, S.C. (Laurens Academy)
11	Brison Williams	FS	5-10	206	FR	PG	Warner Robins, Ga. (Northside/Fork Union)	59	Coleman Harley	LS	6-2	265	FR	HS	Aiken, S.C. (South Aiken)
12	C.C. Whitlock	CB	5-10	178	SR	3L	Chester, S.C. (Chester)	60	Terrence Campbell	OG	6-3	296	SR	2L	Austell, Ga. (South Cobb)
12	Andrew Clifford	QB	6-2	212	SO	SQ	Tampa, Fla. (Wharton)	61	Travis Ford	OC	6-3	278	SO	SQ	Fork, S.C. (Lake View/Coastal Carolina)
13	Seth Strickland	QB	6-2	194	JR	1L	Laurens, S.C. (Laurens)	62	Davis Moore	LS	6-0	216	SO	SQ	Buford, Ga. (Mill Creek/Emory & Henry)
14	Connor Shaw	QB	6-1	204	SO	1L	Flowery Branch, Ga. (Flowery Branch)	67	Ronald Patrick	OG	6-1	302	SO	SQ	Cocoa, Fla. (Cocoa)
15	Jimmy Legree	FB	5-11	185	SO	1L	Beaufort, S.C. (Beaufort)	68	Kyle Nunn	OT	6-6	295	SR	3L	Sumter, S.C. (Sumter)
15	Austin Hails	QB	6-2	215	FR	HS	Collinsville, Ill. (Collinsville)	77	Byron Jerideau	DT	6-1	319	JR	1L	Green Pond, S.C. (Colleton County/Fort Scott CC)
16	Payton Brady	TE	6-3	226	JR	SQ	Lincolnton, N.C. (East Lincoln/ Charleston Southern/Campbell)	70	Kyle Harris	OG	6-3	273	FR	HS	Silver Creek, Ga. (Pepperell)
17	Dylan Thompson	QB	6-3	213	FR	RS	Boiling Springs, S.C. (Boiling Springs)	71	Brandon Shell	OT	6-6	322	FR	HS	Goose Creek, S.C. (Goose Creek)
17	Angelo Watley	LB	5-1	225	FR	HS	Lawrenceville, Ga. (Peachtree Ridge)	72	Kenny Davis	OG	6-3	318	JR	1L	Newberry, S.C. (Newberry)
18	Jay Wooten	P/K	6-3	204	SR	1L	Laurinburg, N.C. (Scotland County/UNC)	73	Rokeyious Watkins	OT	6-4	340	SR	1L	Fairburn, Ga. (Creekside/Georgia Military)
18	Cedrick Cooper	LB	6-2	207	FR	HS	Lithonia, Ga. (Lithonia)	74	Kaleb Broome	OG	6-6	326	JR	TR	Aiken, S.C. (Aiken/Georgia Military)
19	Tanner McEvoy	QB	6-6	207	FR	HS	Hillsdale, N.J. (Bergen Catholic)	75	Will Sport	OG	6-5	282	FR	HS	Milton, Fla. (Pace)
20	Edward Muldrow	LB	6-3	190	FR	HS	Snellville, Ga. (South Gwinnett)	76	Mike Matulis	OT	6-5	274	FR	HS	Boynton Beach, Fla. (Park Vista)
21	DeVonte Holloman	SPR	6-2	232	JR	2L	Charlotte, N.C. (South Pointe)	78	Cody Gibson	OT	6-6	284	FR	RS	Tallahassee, Fla. (Lincoln)
21	Marcus Lattimore	TB	6-0	232	SO	1L	Duncan, S.C. (Byrnes)	80	K.J. Brent	WR	6-3	180	FR	HS	Waxhaw, N.C. (Marvin Ridge)
22	Brandon Wilds	TB	6-1	223	FR	HS	Blythewood, S.C. (Blythewood)	81	Adam Yates	PK	6-1	213	JR	1L	Sparks, Md. (Hereford)
23	Bruce Ellington	WR	5-9	197	FR	RS	Moncks Corner, S.C. (Berkeley)	81	Rory Anderson	TE	6-5	207	FR	HS	Powder Springs, Ga. (McEachern)
24	Quin Smith	LB	6-1	238	JR	2L	Lenoir, N.C. (Hibriten)	82	D.L. Moore	WR	6-4	203	JR	2L	Bowling Green, Ky. (Bowling Green)
24	Josh Hinch	TB	5-7	183	SR	SQ	Knoxville, Tenn. (Austin-East/ MidAmerica Nazarene)	83	Zach Broome	WR	6-2	201	FR	TR	Richmond Hill, Ga. (Richmond Hill/ Armstrong Atlantic State)
25	Kadetrax Marcus	FS	6-1	183	FR	HS	Stone Mountain, Ga. (Stephenson)	84	Mike Williamson	P	6-1	188	SO	TR	Norway, S.C. (Orangeburg Prep/ Columbia University)
26	Antonio Allen	SPR	6-2	202	SR	2L	Ocala, Fla. (Trinity Catholic/Fork Union)	85	Patrick Fish	P	5-11	193	FR	RS	Shelby, N.C. (Burns)
27	Victor Hampton	CB	5-10	187	FR	RS	Darlington, S.C. (Darlington)	85	Riley Gallaher	WR	6-1	175	FR	HS	Apex, N.C. (Garner)
28	Eric Baker	TB	6-0	208	JR	2L	Jacksonville, Fla. (White/Fork Union)	86	Blair Lowery	WR	6-0	180	JR	SQ	Irmo, S.C. (Dutch Fork)
29	Chaun Gresham	LB	6-2	265	SO	1L	Auburn, Ga. (Apalachee)	87	Justice Cunningham	TE	6-3	265	JR	2L	Pageland, S.C. (Central)
30	Corey Addison	SS	6-0	204	SO	1L	Jacksonville, Fla. (Andrew Jackson)	88	Drew Owens	TE	6-5	241	FR	HS	Charlotte, N.C. (Ardrey Kell)
31	Kenny Miles	TB	5-10	193	JR	2L	Lawrenceville, Ga. (Brookwood)	89	Corey Simmons	TE	6-4	260	FR	RS	Lawrenceville, Ga. (Greater Atlanta Christian)
31	Matt O'Brien	SPR	6-0	188	SO	SQ	New Milford, N.J. (Bergen Catholic)	90	Chaz Sutton	DE	6-4	250	SO	1L	Savannah, Ga. (Jenkins/Fork Union)
32	Reginald Bowns	LB	6-2	248	JR	1L	Holly Springs, N.C. (Garner)	91	Walker Inabinet	LS	5-10	199	JR	1L	Columbia, S.C. (Hammond School)
33	Damario Jeffery	LB	6-3	237	JR	2L	Columbia, S.C. (Columbia)	92	Byron McKnight	DE	6-5	235	SR	3L	Laurinburg, N.C. (Scotland County)
34	Mason Harris	DE	6-3	208	FR	HS	Fort Oglethorpe, Ga. (Ridgeland)	93	Deon Green	DT	6-3	266	FR	HS	Windermere, Fla. (Olympia)
34	Joshua Blue	TB	5-6	178	FR	HS	Tatum, S.C. (Marlboro County)	94	Corey Robinson	DT	6-8	350	FR	RS	Havelock, N.C. (Havelock)
35	Ben Harvey	CB	5-9	176	FR	HS	Columbia, Md. (Our Lady of Good Counsel)	95	Gerald Dixon Jr.	DT	6-3	311	FR	HS	Rock Hill, S.C. (Northwestern)
36	D.J. Swearinger	FS	5-10	208	JR	2L	Greenwood, S.C. (Greenwood)	96	Jamal Hall	DE	6-2	216	SO	TR	Lodson, S.C. (Fort Dorchester/ Brevard College)
39	Marty Markett	CB	5-10	162	SR	1L	York, S.C. (York)	97	J.T. Surratt	DT	6-2	297	FR	RS	Winston-Salem, N.C. (Parkland)
40	Billy Byrne	FB	5-11	235	SO	SQ	Palm Harbor, Fla. (East Lake)	98	Devin Taylor	DE	6-7	260	JR	2L	Beaufort, S.C. (Beaufort)
40	Josh Woods	FS	5-10	180	SO	TR	Spartanburg, S.C. (Gaffney/ South Carolina State)	99	Kelcy Quarles	DT	6-4	271	FR	PG	Hodges, S.C. (Greenwood/Fork Union)



**SOUTH CAROLINA  
GAMECOCKS**

# Steve Spurrier

*Head Coach*

*Seventh Year at South Carolina*



## The Spurrier File

**Full Name:** Stephen Orr Spurrier  
**Hometown:** Johnson City, Tenn.  
**Wife:** Jerri  
**Children:** Lisa, Amy, Steve Jr., Scott  
**College:** Florida (1967)

## COACHING EXPERIENCE

**2005-11** South Carolina Head Coach  
**2002-03** Washington Head Coach (NFL)  
**1990-01** Florida Head Coach  
**1987-89** Duke Head Coach  
**1983-85** Tampa Bay Head Coach (USFL)  
**1980-82** Duke Assistant Coach  
**1979** Georgia Tech Assistant Coach  
**1978** Florida Assistant Coach

## COACH OF THE YEAR

**2010** South Carolina  
**2005** South Carolina  
**1996** Florida  
**1995** Florida  
**1994** Florida  
**1991** Florida  
**1990** Florida  
**1989** Duke  
**1988** Duke

## Versus Clemson (4-5)

Date	Site	Score
10/17/87	Clemson	L, 10-17
10/15/88	Clemson	L, 17-49
09/30/89	Durham	W, 21-17
11/19/05	Columbia	L, 9-13
11/25/06	Clemson	W, 31-28
11/24/07	Columbia	L, 21-23
11/29/08	Clemson	L, 14-31
11/28/09	Columbia	W, 34-17
11/27/10	Clemson	W, 29-7

Steve Spurrier, who has coached a national championship team, won seven Southeastern Conference titles, garnered nine conference Coach of the Year awards, and won 72 percent of the college games in which he has coached, is in his seventh season as head coach at the University of South Carolina. Spurrier was introduced as Carolina's 32nd head coach on Nov. 23, 2004.

Coach Spurrier has compiled a 195-75-2 (.721) won-loss record in 22 seasons as a major college head coach, including a 53-35 mark (.602) at Carolina. He led the Duke Blue Devils to the 1989 Atlantic Coast Conference championship before returning to his alma mater, the University of Florida, as head coach in 1990. During his 12 seasons with the Gators, Spurrier's teams won seven Southeastern Conference championships, one national title and finished ranked in the nation's top 10 nine times. His record at Florida was an amazing 122-27-1 (.817). Spurrier, who won the 1966 Heisman Trophy as a quarterback for the Gators, was also head coach of the NFL's Washington Redskins (2002-03). He returned to the college ranks in 2005 after a one-year absence from the sidelines.

In his first season at South Carolina, Coach Spurrier led the Gamecocks to a 7-5 record and a second-place finish in the SEC Eastern Division. In doing so, he posted a five-game winning streak, the 15th-consecutive year in which he has had a five-game winning streak, something no other coach in college history has accomplished. He was honored as the SEC Coach of the Year by the Associated Press after leading the Gamecocks to a school-record five straight SEC wins, their first win ever at Tennessee and their first win over Florida since the 1930s. It was the eighth time he has been honored as his league's Coach of the Year.

He came back with an 8-5 record in 2006, just the ninth time in school history that the Gamecocks posted eight or more wins in a season. The season was capped with a victory in the Liberty Bowl over Conference USA champion Houston. With that win, Spurrier matched Joe Morrison for the most wins by a Carolina head coach in his first two seasons in Columbia.

In his third season with the Garnet & Black, Spurrier's squad raced out to a 6-1 record and moved as high as No. 6 in the BCS rankings, before finishing the campaign with a 6-6 record. With 21 wins, he set the Carolina record for coaching victories after three seasons at the helm.

With a 7-6 record in 2008, Carolina returned to a New Year's Day bowl game for the first time since the 2001 season. The Gamecocks followed that up with another 7-6 record in 2009, their sixth consecutive non-losing season, the longest stretch in school history since 1928-34. The 2009 season included a win over No. 4 Ole Miss, only the second time in school history that Carolina has defeated a top-five team.

His 2010 Gamecock squad posted several milestones en route to a 9-5 season, the biggest of which was the school's first SEC Eastern Division title and first appearance in the SEC Championship. The Gamecocks also defeated the nation's No. 1 team, Alabama, for the first time in school history, and finished the season ranked 22nd in both major national polls. He was named SEC Coach of the Year for the seventh time, his ninth overall Coach of the Year honor.

## Steve Spurrier

### Versus the SEC

Opponent	Record
Alabama	7-5
Arkansas	5-5
Auburn	10-8
Florida	3-4
Georgia	14-5
Kentucky	18-1
LSU	11-3
Mississippi State	7-2
Ole Miss	4-0
South Carolina	10-1
Tennessee	13-8
Vanderbilt	17-2
<b>TOTAL</b>	<b>119-44</b>

### Bowl Games

Bowl	Opponent	Result
1989 All-American	Texas Tech	L 21-49
1992 Sugar	Notre Dame	L 28-39
1992 Gator	NC State	W 27-10
1994 Sugar	West Virginia	W 41-7
1995 Sugar	Florida State	L 17-23
1996 Fiesta	Nebraska	L 24-62
1997 Sugar	Florida State	W 52-20
1998 Citrus	Penn State	W 21-6
1999 Orange	Syracuse	W 31-10
2000 Citrus	Michigan St.	L 34-37
2001 Sugar	Miami	L 27-37
2002 Orange	Maryland	W 56-23
2005 Independence	Missouri	L 31-38
2006 Liberty	Houston	W 44-36
2009 Outback	Iowa	L 10-31
2010 Papajohns.com	UConn	L 7-20
2010 Chick-fil-A	Florida State	L 17-26
<b>Record in Bowl Games</b>		<b>7-10</b>

## Did You Know...

Steve Spurrier is one of only four coaches to record 100 or more wins as an SEC coach against SEC competition (he also has three wins against SEC teams while coaching at Duke). Only Bear Bryant (159) has won more SEC conference games than Coach Spurrier's 116. Spurrier passed John Vaught (106) and Vince Dooley (105) during the 2010 campaign.

# Game 12

# SOUTH CAROLINA GAME NOTES VS. CLEMSON SPURRIER'S COACHING RECORD



Year	School/Organization	Overall Record	League/Conference	Conference Record/Finish	Postseason/Bowl	Final AP Poll	Final Coaches' Poll
1983	Tampa Bay	11-7	USFL	3rd, Central Division	n/a	n/a	
1984	Tampa Bay	14-5	USFL	2nd, Southern Division	1st Round	n/a	
1985	Tampa Bay	10-9	USFL	5th, Eastern Conference	1st Round	n/a	
1987	Duke	5-6	ACC	2-5/7th	---	---	---
1988	Duke	7-3-1	ACC	3-3-1/6th	---	---	---
1989	Duke	8-4	ACC	6-1/1st	All-American	---	---
1990	Florida	9-2	SEC	6-1/1st	None	13	13
1991	Florida	10-2	SEC	7-0/1st	Sugar	7	8
1992	Florida	9-4	SEC	6-2/1st in East*	Gator	10	11
1993	Florida	11-2	SEC	7-1/1st*	Sugar	5	4
1994	Florida	10-2-1	SEC	7-1/1st*	Sugar	7	7
1995	Florida	12-1	SEC	8-0/1st*	Fiesta	2	3
1996	Florida	12-1	SEC	8-0/1st*	Sugar	1	1
1997	Florida	10-2	SEC	6-2/tied 2nd in East	Citrus	4	6
1998	Florida	10-2	SEC	7-1/2nd in East	Orange	5	6
1999	Florida	9-4	SEC	7-1/1st in East*	Citrus	12	14
2000	Florida	10-3	SEC	7-1/1st*	Sugar	10	11
2001	Florida	10-2	SEC	6-2/2nd in East	Orange	3	3
2002	Washington	7-9	NFL	3rd, NFC East	n/a	n/a	
2003	Washington	5-11	NFL	3rd, NFC East	n/a	n/a	
2005	South Carolina	7-5	SEC	5-3/tied 2nd in East	Independence	---	---
2006	South Carolina	8-5	SEC	3-5/5th in East	Liberty	---	---
2007	South Carolina	6-6	SEC	3-5/tied 4th in East	---	---	---
2008	South Carolina	7-6	SEC	4-4/tied 3rd in East	Outback	---	---
2009	South Carolina	7-6	SEC	3-5/tied 4th in East	Papajohns.com	---	---
2010	South Carolina	9-5	SEC	5-3/1st in East*	Chick-fil-A	22	22
2011	South Carolina	9-2	SEC	6-2/2nd in East			

\*Appeared in SEC Championship Game

COACHING RECORDS	Overall Record (Pct.)	Conference Record^ (Pct.)	Years
Overall Record (Pro and College)	242-116-2 (.675)	---	27 years
College Record	195-75-2 (.721)	122-48-1 (.716)	22 years
Pro Record	47-41-0 (.534)	---	5 years
SEC Record	175-62-1 (.737)	111-39-0 (.740)	19 years
Florida Record	122-27-1 (.817)	82-12-0 (.872)	12 years
Duke Record	20-13-1 (.603)	11-9-1 (.548)	3 years
South Carolina Record	53-35-0 (.602)	29-27-0 (.518)	7 years
USFL Record#	35-21-0 (.625)	---	3 years
NFL Record	12-20-0 (.375)	---	2 years

#Includes 2 playoff losses; ^Regular season only; 5-3 in SEC Championship Games

### Steve Spurrier vs. All Opponents

Opponent	Record
Akron	1-0
Alabama	7-5
Arkansas	5-5
Arkansas State	1-0
Army	1-0
Auburn	10-8
Ball State	1-0
Central Florida	2-0
Central Michigan	1-0
Citadel	3-0
Clemson	4-5
Colgate	1-0
Connecticut	0-1
East Carolina	1-0
Florida	3-4
Florida Atlantic	2-0
Florida State	5-9-1
Furman	2-0
Georgia	14-5
Georgia Southern	1-0
Georgia Tech	3-0
Houston	2-0
Iowa	0-1
Kentucky	18-1
Louisiana-Monroe	2-0
Louisville	1-0
Louisiana-Lafayette	3-0
LSU	11-3
Marshall	1-0
Maryland	2-2
Miami (Fla.)	0-1
Michigan State	0-1
Middle Tennessee	2-0
Mississippi State	7-2
Missouri	0-1
Navy	1-0
Nebraska	0-1
New Mexico State	1-0
North Carolina	4-0
North Carolina State	4-1-1
Northern Illinois	2-0
Northwestern	3-0
Notre Dame	0-1
Oklahoma State	1-0
Ole Miss	4-0
Penn State	1-0
Rutgers	0-1
San Jose State	1-0
South Carolina	10-1
South Carolina State	2-0
Southern Miss	4-0
Syracuse	1-1
Tennessee	13-8
Texas Tech	0-1
Troy	2-0
UAB	1-0
Vanderbilt	17-2
Virginia	1-2
Wake Forest	1-2
West Virginia	1-0
Western Michigan	1-0
Wofford	2-0
<b>TOTALS</b>	<b>195-75-2</b>

## Carolina Coaching Highs

## NCAA Coaching Leaders

### Most Games at Carolina

No.	Coach	Games
1.	Rex Enright	140
2.	Paul Dietzel	96
<b>3.</b>	<b>Steve Spurrier</b>	<b>88</b>
4.	Jim Carlen	82
5.	Billy Laval	71
6.	Lou Holtz	70
7.	Joe Morrison	69
8.	Brad Scott	56
9.	Sparky Woods	55
10.	Warren Giese	50
	Marvin Bass	50

### Most Wins at Carolina

No.	Coach	Wins
1.	Rex Enright	64
<b>2.</b>	<b>Steve Spurrier</b>	<b>53</b>
3.	Jim Carlen	45
4.	Paul Dietzel	42
5.	Billy Laval	39
	Joe Morrison	39
7.	Lou Holtz	33
8.	Warren Giese	28
9.	Sol Metzger	26
10.	Sparky Woods	24

### Active Leaders By Wins

No.	Coach	Games
1.	Frank Beamer	250
2.	Mack Brown	225
	Chris Ault	225
<b>4.</b>	<b>Steve Spurrier</b>	<b>195</b>
5.	Brian Kelly	187
6.	Dennis Erickson	179
7.	Mike Price	174
8.	Larry Blakeney	163
9.	Bill Snyder	158
10.	H. Schnellberger	157

### Active Leaders By Percentage

No.	Coach	Rec.	Pct.
1.	C. Peterson	70-6	.921
2.	B. Stoops	137-33	.806
3.	G. Patterson	107-30	.781
4.	B.ielema	58-18	.763
5.	B. Petrino	74-25	.747
6.	M. Richt	105-36	.745
7.	B. Kelly	187-65-2	.740
8.	K. Whittingham	65-24	.730
9.	B. Mendenhall	64-24	.727
	L. Miles	101-38	.727
11.	N. Saban	144-54-1	.726
<b>12.</b>	<b>S. Spurrier</b>	<b>195-75-2</b>	<b>.721</b>



**MOST POINTS**

1.	69	vs Troy	11/20/10
2.	56	vs East Carolina	9/3/11
3.	54	vs Kentucky	10/08/11
4.	52	vs Middle Tennessee	11/18/06
5.	45	vs Troy	09/24/05
	45	vs Florida Atlantic	09/23/06
	45	at Georgia	09/10/11

**FEWEST POINTS ALLOWED**

1.	0	at Mississippi State	08/31/06
	0	vs NC State	08/28/08
3.	3	vs South Carolina State	09/15/07
	3	at NC State	09/03/09
	3	vs Vanderbilt	09/24/11
	3	vs Kentucky	10/08/11
	3	at Tennessee	10/29/11

**MOST FIRST DOWNS**

1.	32	vs Kentucky	10/08/11
2.	31	at Tennessee	10/27/07
3.	30	vs Wofford	09/20/08
4.	29	at Arkansas	11/03/07
5.	28	at Clemson	11/25/06

**FEWEST FIRST DOWNS ALLOWED**

1.	5	vs Vanderbilt	09/24/11
2.	6	vs Kentucky	10/08/11
3.	10	vs NC State	08/28/08
	10	at Tennessee	10/29/11
5.	11	6 times, last: at Florida	11/13/10

**MOST RUSHING ATTEMPTS**

1.	58	vs Clemson	11/28/09
2.	54	at Florida	11/13/10
3.	53	at Tennessee	10/29/11
4.	52	vs Georgia	09/11/10
	52	vs Florida	11/12/11

**FEWEST RUSHING ATTEMPTS, OPPONENTS**

1.	20	at Florida	11/13/10
2.	21	at Tennessee	10/29/11
3.	22	at Kentucky	10/11/08
4.	23	vs Tennessee	10/28/06
5.	25	vs UAB	09/27/08
	25	vs Vanderbilt	09/24/11

**MOST RUSHING YARDS**

1.	288	vs Kentucky	10/08/11
2.	287	vs Florida Atlantic	09/19/09
3.	256	vs The Citadel	11/19/11
4.	254	vs Navy	09/17/11
5.	253	at Georgia	9/10/11

**FEWEST RUSHING YARDS ALLOWED**

1.	4	vs Vanderbilt	09/24/11
2.	34	vs Tennessee	11/01/08
3.	35	at Florida	11/13/10
	35	at Tennessee	10/29/11
5.	36	vs Alabama	10/09/10

**MOST PASSES ATTEMPTED**

1.	53	at Georgia	09/12/09
2.	51	at Arkansas	11/03/07
3.	50	at Tennessee	10/27/07
	50	vs Iowa	01/01/09
	50	at Tennessee	10/31/09

**MOST PASSES COMPLETED**

1.	34	at Tennessee	10/27/07
2.	31	at Georgia	09/12/09
	31	at Vanderbilt	10/23/10
4.	30	vs Kentucky	10/08/11
5.	27	at Arkansas	11/03/07

**FEWEST PASSES ATTEMPTED, OPPONENTS**

1.	3	vs The Citadel	11/19/11
2.	9	vs Navy	09/17/11
3.	11	vs Wofford	09/16/06
	11	at Arkansas	11/03/07
5.	13	at Vanderbilt	09/04/08
	13	vs Wofford	09/20/08

**FEWEST PASSES COMPLETED, OPPONENTS**

1.	1	vs The Citadel	11/19/11
2.	4	vs Kentucky	10/08/11
3.	5	vs Wofford	09/16/06
	5	vs NC State	08/28/08
	5	vs Navy	09/17/11

**MOST PASSING YARDS**

1.	391	vs Middle Tennessee	11/18/06
2.	382	at Kentucky	10/16/10
3.	364	at Arkansas	11/03/07
4.	355	at Vanderbilt	10/23/10
5.	351	vs Kentucky	10/08/11

**FEWEST PASSING YARDS ALLOWED**

1.	8	vs The Citadel	11/19/11
2.	17	vs Kentucky	10/08/11
3.	49	vs NC State	08/28/08
4.	61	vs Navy	09/17/11
5.	63	vs Louisiana/Lafayette	09/01/07

**MOST YARDS TOTAL OFFENSE**

1.	639	vs Kentucky	10/08/11
2.	545	vs Middle Tennessee	11/18/06
3.	516	vs Florida Atlantic	09/19/09
4.	512	vs Houston	12/29/06
5.	501	at Tennessee	10/27/07

**FEWEST TOTAL YARDS ALLOWED**

1.	77	vs Vanderbilt	09/24/11
2.	96	vs Kentucky	10/08/11
3.	133	at NC State	09/03/09
4.	138	vs NC State	08/28/08
5.	161	at Mississippi State	08/31/06

**PUNTING AVERAGE (MIN. OF 3 PUNTS)**

1.	50.0	vs Georgia	09/11/10
	50.0	vs Auburn	12/04/10
3.	48.7	at Mississippi State	08/31/06
4.	48.0	at Auburn	09/25/10
5.	46.3	vs Vanderbilt	09/24/11

**MOST TIME OF POSSESSION**

1.	40:46	at Florida	11/13/10
2.	38:37	vs Kentucky	10/08/11
3.	37:21	at Vanderbilt	10/23/10
4.	36:31	vs Clemson	11/28/09
5.	36:25	at Tennessee	10/27/07

**LONGEST SCORING DRIVE: BY YARDS**

1.	99	vs Arkansas	11/04/06
	99	vs Vanderbilt	10/24/09
3.	98	at Tennessee	10/29/11
4.	97	vs Troy	09/24/05
5.	96	at Clemson	11/25/06
6.	95	vs Tennessee	10/28/06
	95	at Ole Miss	10/04/08
8.	93	vs Auburn	09/28/06
	93	at Vanderbilt	10/23/10
10.	92	3 times	

**LONGEST SCORING DRIVE: BY TIME**

1.	11:35	at Tennessee	10/29/11
2.	9:18	vs The Citadel	11/19/11
3.	9:02	vs Troy	11/20/10
4.	8:02	vs Georgia	09/11/10
5.	7:55	vs Alabama	10/09/10

**LONGEST SCORING DRIVE: BY PLAYS**

1.	20	at Tennessee	10/29/11
2.	18	vs Wofford	09/20/08
	18	vs The Citadel	11/19/11
4.	16	vs Georgia	09/11/10
5.	15	vs Auburn	09/28/06
	15	vs Alabama	10/09/10
	15	vs Troy	11/18/10
	15	vs Navy	09/17/11



**2011 Game-by-Game Team Statistics**

Team	Score	1st Downs	Rushing No-Yds-TD	Passing C-A-I-Yds-TD	Total Offense Ply-Yds-TD	Punts No-Avg	Fumbles No-Lost	Penalties No-Yds	KO Ret. No-Yds	Punt Ret. No-Yds	Int. Ret. No-Yds	3rd Dns	Time of Poss
ECU	37	21	28-85-1	37-56-1-260-4	84-345-5	6-36.2	5-4	3-30	6-129	1-0	0-0	9-19	29:58
SC	56	16	40-220-5	10-25-0-131-1	65-351-6	4-31.8	4-4	8-55	5-100	4-72	1-3	6-12	30:02
SC	45	15	41-253-3	11-26-2-142-1	67-395-4	6-44.8	2-0	5-47	3-62	1-5	1-25	4-14	29:02
Georgia	42	23	38-188-1	19-29-1-248-4	67-436-5	4-44.2	4-2	5-35	7-184	2-32	2-0	5-12	30:58
Navy	21	15	47-274-3	5-9-1-61-0	56-335-3	2-30.0	1-0	3-15	4-74	0-0	1-7	9-14	28:45
SC	24	27	44-254-3	18-25-1-204-0	69-458-3	0-0.0	2-0	5-33	3-53	0-0	0-0	5-9	31:15
Vanderbilt	3	5	25-4-0	16-23-1--73-0	48-77-0	9-41.3	3-2	7-79	4-87	2-12	4-49	1-14	25:52
SC	21	17	40-131-1	17-32-4-236-1	72-367-2	3-46.3	6-0	10-72	2-52	5-27	1-0	10-19	34:08
Auburn	16	22	67-246-1	12-25-4-112-1	92-358-2	7-37.9	0-0	5-55	3-60	3-26	2-20	11-22	35:47
SC	13	13	29-129-1	9-23-2-160-1	52-289-2	7-41.6	3-2	7-55	1-26	0-0	4-36	2-10	24:13
Kentucky	3	6	27-79-0	4-26-4-17-0	53-96-0	9-44.2	2-2	3-25	9-139	1-(-2)	0-0	2-13	21:23
SC	54	32	48-288-2	30-43-0-351-5	91-639-7	5-40.0	2-1	7-45	1-22	5-11	4-(-9)	9-18	38:37
SC	14	18	43-110-1	22-32-2-179-1	75-289-2	6-38.3	0-0	4-34	22-33	1-11	2-19	3-15	32:34
Miss. State	12	18	37-131-0	11-30-2-165-1	67-296-1	5-45.0	2-0	1-7	3-57	2-8	2-27	7-16	27:26
SC	14	20	53-231-1	10-18-1-87-1	71-318-2	5-33.8	2-2	4-35	1-23	1-3	2-0	10-18	36:18
Tennessee	3	10	21-35-0	15-38-2-151-0	59-186-0	5-36.0	0-0	7-43	3-88	0-0	1-54	2-14	23:42
SC	28	17	33-79-3	16-25-1-128-0	58-207-3	4-37.0	3-3	9-45	6-168	0-0	1-48	8-12	29:05
Arkansas	44	20	35-136-2	20-38-1-299-2	73-435-4	0-0.0	1-0	9-60	4-178	1-0	1-9	5-15	30:55
Florida	12	17	34-142-1	13-23-0-119-0	57-261-1	4-37.2	2-2	5-30	4-34	1-6	1-0	2-9	27:56
SC	17	16	52-215-2	7-13-1-84-0	65-299-2	4-38.0	0-0	9-65	4-103	1-8	0-0	3-14	32:04
The Citadel	20	19	54-241-2	1-3-0-8-0	57-249-2	3-45.0	4-0	1-5	7-131	0-0	1-4	4-9	33:16
SC	41	22	37-256-3	16-18-1-217-3	55-473-6	0-0.0	1-0	5-40	5-71	0-0	0-0	6-9	26:44
Clemson													
SC													

**2011 Game-by-Game Starters**

**South Carolina Offense**

POS.	ECU	UGA	NAVY	VANDY	AUB	UK	MISS ST	TENN	ARK	FLA	CITADEL	CLEM
WR	A. Jeffery	A. Jeffery	Scruggs	A. Jeffery	A. Jeffery	A. Jeffery	A. Jeffery	A. Jeffery	A. Jeffery	A. Jeffery	A. Jeffery	A. Jeffery
WR	Barnes	A. Sanders	A. Sanders	A. Sanders	A. Sanders	A. Sanders	A. Sanders	A. Sanders	Byrd	Ellington	J. Barnes	
TE	Cunningham	Moore(WR)	Cunningham	Cunningham	Jones (WR)	Cunningham	Cunningham	Anderson	Cunningham	Cunningham	Smith (WR)	
LT	Nunn	Nunn	Nunn	Nunn	Matulis	Watkins	Watkins	Watkins	Watkins	Watkins	Watkins	
LG	Cann	Cann	Cann	Cann	Cann	Cann	Cann	Cann	Cann	Cann	Cann	
C	Johnson	Johnson	Johnson	Johnson	Johnson	Johnson	Johnson	Johnson	Johnson	Johnson	Johnson	
RG	Campbell	Campbell	Campbell	Campbell	Campbell	Campbell	Campbell	Campbell	Campbell	Campbell	Campbell	
RT	Watkins	Watkins	Watkins	Watkins	Watkins	Gibson	Gibson	Gibson	Gibson	Matulis	Matulis	
QB	C. Shaw	Garcia	Garcia	Garcia	Garcia	C. Shaw	C. Shaw	C. Shaw	C. Shaw	C. Shaw	C. Shaw	
FB	D. Wilson	D. Wilson	D. Wilson	D. Wilson	Byrd (WR)	Anderson (TE)	Jones (WR)	D. Wilson	Ellington (WR)	D. Wilson	D. Wilson	
TB	Lattimore	Lattimore	Lattimore	Lattimore	Lattimore	Lattimore	Lattimore	Wilds	Wilds	Wilds	Wilds	

**South Carolina Defense**

POS.	ECU	UGA	NAVY	VANDY	AUB	UK	MISS ST	TENN	ARK	FLA	CITADEL	CLEM
DE	Taylor	Taylor	Taylor	Taylor	Taylor	Taylor	Taylor	Taylor	Robertson	Robertson	Taylor	
DT	Robertson	Robertson	Robertson	Robertson	Robertson	Robertson	Robertson	Robertson	Robertson	Robertson	Robertson	
DT	Ingram	Fordham	Fordham	Fordham	Fordham	Fordham	Fordham	Quarles	Quarles	Quarles	Quarles	
DE	Clowney	Ingram	Ingram	Ingram	Ingram	Sutton	Ingram	Ingram	Ingram	Ingram	Ingram	
LB	S. Wilson	S. Wilson	S. Wilson	S. Wilson	S. Wilson	S. Wilson	Paulk	Paulk	S. Wilson	Paulk	S. Wilson	
LB	Bowens	Bowens	Bowens	Bowens	Bowens	Bowens	Q. Smith	Q. Smith	Bowens	Q. Smith	Paulk	
SPUR	Allen	Allen	Allen	Allen	Allen	Allen	Allen	Allen	D. Jeffery	Allen	Allen	
CB	Gilmore	Gilmore	Gilmore	Gilmore	Gilmore	Gilmore	Gilmore	Gilmore	Gilmore	Gilmore	Gilmore	
SS	Swearinger	Swearinger	Holloman	Holloman	Holloman	Holloman	Holloman	Holloman	Holloman	B. Williams	Holloman	
FS	Legree	Legree	Swearinger	Swearinger	Swearinger	Swearinger	Swearinger	Swearinger	Swearinger	Swearinger	Swearinger	
CB	Whitlock	Whitlock	Markett	Markett	Markett	Markett	Whitlock	Markett	Markett	Whitlock	Whitlock	



<b>SCORING</b>	<b>SC</b>	<b>OPP</b>
Points Per Game	29.7	19.4
<b>FIRST DOWNS</b>	<b>213</b>	<b>176</b>
Rushing	127	97
Passing	75	71
Penalty	11	8
<b>RUSHING YARDAGE</b>	<b>2166</b>	<b>1561</b>
Yards gained rushing	2392	1838
Yards lost rushing	226	277
Rushing Attempts	460	413
Average Per Rush	4.7	3.8
Average Per Game	196.9	141.9
TDs Rushing	25	11
<b>PASSING YARDAGE</b>	<b>1919</b>	<b>1513</b>
Comp-Att-Int	166-280-15	153-300-17
Average Per Pass	6.9	5.0
Average Per Catch	11.6	9.9
Average Per Game	174.5	137.5
TDs Passing	14	12
<b>TOTAL OFFENSE</b>	<b>4085</b>	<b>3074</b>
Total Plays	740	713
Average Per Play	5.5	4.3
Average Per Game	371.4	279.5
<b>KICK RETURNS: #-Yards</b>	<b>33-713</b>	<b>54-1156</b>
<b>PUNT RETURNS: #-Yards</b>	<b>18-137</b>	<b>13-82</b>
<b>INT RETURNS: #-Yards</b>	<b>17-122</b>	<b>15-170</b>
<b>KICK RETURN AVERAGE</b>	<b>21.6</b>	<b>21.4</b>
<b>PUNT RETURN AVERAGE</b>	<b>7.6</b>	<b>6.3</b>
<b>INT RETURN AVERAGE</b>	<b>7.2</b>	<b>11.3</b>
<b>FUMBLES-LOST</b>	<b>25-12</b>	<b>24-12</b>
<b>PENALTIES-Yards</b>	<b>73-526</b>	<b>49-384</b>
Average Per Game	47.8	34.9
<b>PUNTS-Yards</b>	<b>44-1725</b>	<b>54-2178</b>
Average Per Punt	39.2	40.3
Net punt average	36.4	37.1
<b>TIME OF POSSESSION/Game</b>	<b>31:17</b>	<b>28:43</b>
<b>3RD-DOWN Conversions</b>	<b>66/150</b>	<b>57/157</b>
3rd-Down Pct	44%	36%
<b>4TH-DOWN Conversions</b>	<b>18/26</b>	<b>9/16</b>
4th-Down Pct	69%	56%
<b>SACKS BY-Yards</b>	<b>20-127</b>	<b>24-128</b>
<b>MISC YARDS</b>	<b>0</b>	<b>0</b>
<b>TOUCHDOWNS SCORED</b>	<b>45</b>	<b>24</b>
<b>FIELD GOALS-ATTEMPTS</b>	<b>5-8</b>	<b>15-21</b>
<b>ON-SIDE KICKS</b>	<b>0-0</b>	<b>0-3</b>
<b>RED-ZONE SCORES</b>	<b>(27-34) 79%</b>	<b>(30-36) 83%</b>
<b>RED-ZONE TOUCHDOWNS</b>	<b>(26-34) 76%</b>	<b>(18-36) 50%</b>
<b>PAT-ATTEMPTS</b>	<b>(42-45) 93%</b>	<b>(20-22) 91%</b>
<b>ATTENDANCE</b>	<b>470493</b>	<b>318623</b>
Games/Avg Per Game	6/78416	4/79656
Neutral Site Games		1/58272

<b>SCORE BY QUARTERS</b>	<b>1st</b>	<b>2nd</b>	<b>3rd</b>	<b>4th</b>	<b>OT</b>	<b>Total</b>
South Carolina	34	113	90	90	-	327
Opponents	59	57	30	67	-	213

<b>RUSHING</b>	<b>G</b>	<b>Att</b>	<b>Gain</b>	<b>Loss</b>	<b>Net</b>	<b>Avg</b>	<b>TD</b>	<b>Long</b>	<b>Avg/G</b>
Marcus Lattimore	7	163	835	17	818	5.0	10	36	116.9
Brandon Wilds	11	100	478	16	462	4.6	3	47	42.0
Connor Shaw	8	97	503	127	376	3.9	6	60	47.0
Stephen Garcia	5	34	201	30	171	5.0	3	32	34.2
Bruce Ellington	11	17	125	19	106	6.2	1	61	9.6
Melvin Ingram	11	2	87	0	87	43.5	1	68	7.9
Kenny Miles	7	18	67	1	66	3.7	0	15	9.4
Damiere Byrd	7	6	51	0	51	8.5	0	21	7.3
Dylan Thompson	3	5	17	1	16	3.2	1	8	5.3
Eric Baker	7	5	12	0	12	2.4	0	5	1.7
Shon Carson	2	3	9	0	9	3.0	0	5	4.5
Andrew Clifford	1	1	6	0	6	6.0	0	6	6.0
Ace Sanders	11	1	0	0	0	0.0	0	0	0.0
Team	6	8	1	15	-14	-1.8	0	1	-2.3
<b>Total.....</b>	<b>11</b>	<b>460</b>	<b>2392</b>	<b>226</b>	<b>2166</b>	<b>4.7</b>	<b>25</b>	<b>68</b>	<b>196.9</b>
<b>Opponents.....</b>	<b>11</b>	<b>413</b>	<b>1838</b>	<b>277</b>	<b>1561</b>	<b>3.8</b>	<b>11</b>	<b>47</b>	<b>141.9</b>

<b>PASSING</b>	<b>G</b>	<b>Effic</b>	<b>Cmp-Att-Int</b>	<b>Pct</b>	<b>Yds</b>	<b>TD</b>	<b>Lng</b>	<b>Avg/G</b>
Connor Shaw	8	132.70	98-151-6	64.9	1008	9	46	126.0
Stephen Garcia	5	107.71	61-118-9	51.7	844	4	52	168.8
Bruce Ellington	11	131.70	3-4-0	75.0	27	0	16	2.5
Team	6	0.00	0-2-0	0.0	0	0	0	0.0
Dylan Thompson	3	171.40	2-2-0	100.0	17	0	10	5.7
Andrew Clifford	1	361.60	2-2-0	100.0	23	1	16	23.0
Ace Sanders	11	0.00	0-1-0	0.0	0	0	0	0.0
<b>Total.....</b>	<b>11</b>	<b>122.64</b>	<b>166-280-15</b>	<b>59.3</b>	<b>1919</b>	<b>14</b>	<b>52</b>	<b>174.5</b>
<b>Opponents.....</b>	<b>11</b>	<b>95.23</b>	<b>153-300-17</b>	<b>51.0</b>	<b>1513</b>	<b>12</b>	<b>68</b>	<b>137.5</b>

<b>RECEIVING</b>	<b>G</b>	<b>No.</b>	<b>Yds</b>	<b>Avg</b>	<b>TD</b>	<b>Long</b>	<b>Avg/G</b>
Alshon Jeffery	11	43	585	13.6	6	50	53.2
Ace Sanders	11	25	331	13.2	2	51	30.1
Marcus Lattimore	7	19	182	9.6	1	52	26.0
J. Cunningham	11	16	123	7.7	1	12	11.2
Bruce Ellington	11	14	140	10.0	0	35	12.7
Brandon Wilds	11	14	136	9.7	0	20	12.4
Nick Jones	9	12	143	11.9	1	34	15.9
D.L. Moore	10	7	48	6.9	1	10	4.8
Rory Anderson	11	5	110	22.0	2	46	10.0
Jason Barnes	6	4	48	12.0	0	14	8.0
Kenny Miles	7	3	35	11.7	0	23	5.0
DeAngelo Smith	8	3	22	7.3	0	8	2.8
Damiere Byrd	7	1	16	16.0	0	16	2.3
<b>Total.....</b>	<b>11</b>	<b>166</b>	<b>1919</b>	<b>11.6</b>	<b>14</b>	<b>52</b>	<b>174.5</b>
<b>Opponents.....</b>	<b>11</b>	<b>153</b>	<b>1513</b>	<b>9.9</b>	<b>12</b>	<b>68</b>	<b>137.5</b>

<b>PUNT RETURNS</b>	<b>No.</b>	<b>Yds</b>	<b>Avg</b>	<b>TD</b>	<b>Long</b>
Ace Sanders	14	130	9.3	1	68
Stephon Gilmore	4	7	1.8	0	4
<b>Total.....</b>	<b>18</b>	<b>137</b>	<b>7.6</b>	<b>1</b>	<b>68</b>
<b>Opponents.....</b>	<b>13</b>	<b>82</b>	<b>6.3</b>	<b>0</b>	<b>32</b>

<b>INTERCEPTIONS</b>	<b>No.</b>	<b>Yds</b>	<b>Avg</b>	<b>TD</b>	<b>Long</b>
C.C. Whitlock	3	16	5.3	0	15
Antonio Allen	3	44	14.7	1	25
Stephon Gilmore	3	-13	-4.3	0	0
D.J. Swearinger	3	0	0.0	0	0
Melvin Ingram	2	8	4.0	0	5
Victor Hampton	1	0	0.0	0	0
Devin Taylor	1	48	48.0	1	48
Reginald Bowens	1	19	19.0	0	19
<b>Total.....</b>	<b>17</b>	<b>122</b>	<b>7.2</b>	<b>2</b>	<b>48</b>
<b>Opponents.....</b>	<b>15</b>	<b>170</b>	<b>11.3</b>	<b>0</b>	<b>54</b>

# Game 12

# SOUTH CAROLINA GAME NOTES VS. CLEMSON 2011 STATISTICS



KICKOFF RETURNS	No.	Yds	Avg	TD	Long
Bruce Ellington	17	377	22.2	0	35
Victor Hampton	7	178	25.4	0	55
D.J. Swearinger	2	39	19.5	0	23
Stephon Gilmore	2	47	23.5	0	26
Shon Carson	1	23	23.0	0	23
Ace Sanders	1	8	8.0	0	8
Damiere Byrd	1	24	24.0	0	24
Devin Taylor	1	3	3.0	0	3
Kenny Miles	1	14	14.0	0	14
<b>Total.....</b>	<b>33</b>	<b>713</b>	<b>21.6</b>	<b>0</b>	<b>55</b>
<b>Opponents.....</b>	<b>54</b>	<b>1156</b>	<b>21.4</b>	<b>1</b>	<b>98</b>

FUMBLE RETURNS	No.	Yds	Avg	TD	Long
Antonio Allen	2	56	28.0	1	25
Stephon Gilmore	1	56	56.0	0	56
Melvin Ingram	1	5	5.0	2	5
<b>Total.....</b>	<b>4</b>	<b>117</b>	<b>29.2</b>	<b>3</b>	<b>56</b>
<b>Opponents.....</b>	<b>0</b>	<b>0</b>	<b>0.0</b>	<b>0</b>	<b>0</b>

PUNTING	No.	Yds	Avg	Long	TB	FC	I20	Blkd
Scribner-Howard	44	1725	39.2	60	2	13	10	0
<b>Total.....</b>	<b>44</b>	<b>1725</b>	<b>39.2</b>	<b>60</b>	<b>2</b>	<b>13</b>	<b>10</b>	<b>0</b>
<b>Opponents.....</b>	<b>54</b>	<b>2178</b>	<b>40.1</b>	<b>59</b>	<b>2</b>	<b>24</b>	<b>16</b>	<b>0</b>

KICKOFFS	No.	Yds	Avg	TB	OB	Retn	Net	YdLn
Jay Wooten	60	3673	61.2	4	0			
<b>Total.....</b>	<b>60</b>	<b>3673</b>	<b>61.2</b>	<b>4</b>	<b>0</b>	<b>1156</b>	<b>40.6</b>	<b>29</b>
<b>Opponents.....</b>	<b>47</b>	<b>3057</b>	<b>65.0</b>	<b>13</b>	<b>0</b>	<b>713</b>	<b>44.3</b>	<b>25</b>

SCORING	TD	FGs	PATs					Saf	Pts
			Kick	Rush	Rcv	Pass	DXP		
Marcus Lattimore	11	0-0	0-0	0-0	0	0-0	0	0	66
Jay Wooten	0	5-8	42-45	0-0	0	0-0	0	0	57
Alshon Jeffery	6	0-0	0-0	0-0	0	0-0	0	0	36
Connor Shaw	6	0-0	0-0	0-0	0	0-0	0	0	36
Melvin Ingram	3	0-0	0-0	0-0	0	0-0	0	0	18
Brandon Wilds	3	0-0	0-0	0-0	0	0-0	0	0	18
Ace Sanders	3	0-0	0-0	0-0	0	0-0	0	0	18
Stephen Garcia	3	0-0	0-0	0-0	0	0-0	0	0	18
Rory Anderson	2	0-0	0-0	0-0	0	0-0	0	0	12
Antonio Allen	2	0-0	0-0	0-0	0	0-0	0	0	12
Dylan Thompson	1	0-0	0-0	0-0	0	0-0	0	0	6
D.L. Moore	1	0-0	0-0	0-0	0	0-0	0	0	6
Nick Jones	1	0-0	0-0	0-0	0	0-0	0	0	6
Devin Taylor	1	0-0	0-0	0-0	0	0-0	0	0	6
J. Cunningham	1	0-0	0-0	0-0	0	0-0	0	0	6
Bruce Ellington	1	0-0	0-0	0-0	0	0-0	0	0	6
<b>Total.....</b>	<b>45</b>	<b>5-8</b>	<b>42-45</b>	<b>0-0</b>	<b>0</b>	<b>0-0</b>	<b>0</b>	<b>0</b>	<b>327</b>
<b>Opponents.....</b>	<b>24</b>	<b>15-21</b>	<b>20-22</b>	<b>0-0</b>	<b>1</b>	<b>1-2</b>	<b>0</b>	<b>1</b>	<b>213</b>

FIELD GOALS	M-A	Pct	1-19	20-29	30-39	40-49	50+	Lg	Blk
Jay Wooten	5-8	62.5	0-0	1-1	0-0	4-7	0-0	49	0

FG SEQUENCE	SC	OPPONENTS
East Carolina	-	(24)
Georgia	(49)	(37),(39),33
Navy	(48)	-
Vanderbilt	46	(33)
Auburn	-	(21)
Kentucky	44,(48),(42)	(28)
Mississippi State	-	40,53,(22)
Tennessee	-	(22),47
Arkansas	-	(44),45,29,(21),(25)
Florida	40,(28)	(21),(24)
The Citadel	-	(32),(41)
Clemson		

Numbers in (parentheses) indicate field goal was made.

TOTAL OFFENSE	G	Plays	Rush	Pass	Total	Avg/G
Connor Shaw	8	248	376	1008	1384	173.0
Stephen Garcia	5	152	171	844	1015	203.0
Marcus Lattimore	7	163	818	0	818	116.9
Brandon Wilds	11	100	462	0	462	42.0
Bruce Ellington	11	21	106	27	133	12.1
Melvin Ingram	11	2	87	0	87	7.9
Kenny Miles	7	18	66	0	66	9.4
Damiere Byrd	7	6	51	0	51	7.3
Dylan Thompson	3	7	16	17	33	11.0
Andrew Clifford	1	3	6	23	29	29.0
Eric Baker	7	5	12	0	12	1.7
Shon Carson	2	3	9	0	9	4.5
Team	6	10	-14	0	-14	-2.3
<b>Total.....</b>	<b>11</b>	<b>740</b>	<b>2166</b>	<b>1919</b>	<b>4085</b>	<b>371.4</b>
<b>Opponents.....</b>	<b>11</b>	<b>713</b>	<b>1561</b>	<b>1513</b>	<b>3074</b>	<b>279.5</b>

ALL PURPOSE	G	Rush	Rec	PR	KOR	IR	Tot	Avg/G
Marcus Lattimore	7	818	182	0	0	0	1000	142.9
Bruce Ellington	11	106	140	0	377	0	623	56.6
Brandon Wilds	11	462	136	0	0	0	598	54.4
Alshon Jeffery	11	0	585	0	0	0	585	53.2
Ace Sanders	11	0	331	130	8	0	469	42.6
Connor Shaw	8	376	0	0	0	0	376	47.0
Victor Hampton	8	0	0	0	178	0	178	22.2
Stephen Garcia	5	171	0	0	0	0	171	34.2
Nick Jones	9	0	143	0	0	0	143	15.9
Justice Cunningham	11	0	123	0	0	0	123	11.2
Kenny Miles	7	66	35	0	14	0	115	16.4
Rory Anderson	11	0	110	0	0	0	110	10.0
Melvin Ingram	11	87	0	0	0	8	95	8.6
Damiere Byrd	7	51	16	0	24	0	91	13.0
Devin Taylor	11	0	0	0	3	48	51	4.6
Jason Barnes	6	0	48	0	0	0	48	8.0
D.L. Moore	10	0	48	0	0	0	48	4.8
Antonio Allen	10	0	0	0	0	44	44	4.4
Stephon Gilmore	11	0	0	7	47	-13	41	3.7
D.J. Swearinger	11	0	0	0	39	0	39	3.5
Shon Carson	2	9	0	0	23	0	32	16.0
DeAngelo Smith	8	0	22	0	0	0	22	2.8
Reginald Bowens	11	0	0	0	0	19	19	1.7
Dylan Thompson	3	16	0	0	0	0	16	5.3
C.C. Whitlock	11	0	0	0	0	16	16	1.5
Eric Baker	7	12	0	0	0	0	12	1.7
Andrew Clifford	1	6	0	0	0	0	6	6.0
Team	6	-14	0	0	0	0	-14	-2.3
<b>Total.....</b>	<b>11</b>	<b>2166</b>	<b>1919</b>	<b>137</b>	<b>713</b>	<b>122</b>	<b>5057</b>	<b>459.7</b>
<b>Opponents.....</b>	<b>11</b>	<b>1561</b>	<b>1513</b>	<b>82</b>	<b>1156</b>	<b>170</b>	<b>4482</b>	<b>407.5</b>



No.	DEFENSIVE LEADERS	GP	-----Tackles-----			TFL/Yds	Sacks-		---Pass Def---		--Fumbles--		Blkd	Saf
			Solo	Ast	Total		No-Yards	Int-Yds	BrUp	QBH	Rcv-Yds	FF		
26	Antonio Allen	10	45	29	74	8.5-27	.	3-44	1	2	3-56	4	.	.
36	D.J. Swearinger	11	49	22	71	0.5-1	.	3-0	1	.	.	.	.	.
45	Rodney Paulk	11	27	25	52	3.5-5	.	.	.	2	1-0	1	.	.
54	Shaq Wilson	11	22	22	44	4.0-11	1.0-2	.	2	.	1-0	.	.	.
24	Quin Smith	10	25	18	43	4.0-9	.	.	.	.	1-0	.	.	.
21	DeVonte Holloman	9	26	16	42	2.0-2	.	.	1	.	.	.	.	.
42	Travian Robertson	11	19	23	42	5.5-17	1.0-8	.	.	2	.	.	.	.
5	Stephon Gilmore	11	31	10	41	2.0-6	1.0-5	3--13	7	1	1-56	1	1	.
6	Melvin Ingram	11	23	16	39	11.5-68	6.5-48	2-8	2	5	1-5	.	.	.
32	Reginald Bowers	11	24	15	39	0.5-2	.	1-19	.	.	1-0	1	.	.
98	Devin Taylor	11	24	9	33	5.5-28	4.0-24	1-48	2	6	2-0	.	.	.
7	Jadeveon Clowney	11	12	19	31	9.0-42	5.0-34	.	1	5	.	5	.	.
39	Marty Markett	11	21	4	25	.	.	.	.	.	.	.	.	.
99	Kelcy Quarles	10	13	12	25	2.0-6	.	.	.	4	.	.	.	.
12	C.C. Whitlock	11	10	4	14	2.0-5	.	3-16	2	.	.	.	.	.
33	Damarion Jeffery	10	10	3	13	0.5-2	.	.	1	.	.	.	.	.
90	Chaz Sutton	11	8	4	12	3.5-4	.	.	.	1	.	.	.	.
27	Victor Hampton	8	8	3	11	.	.	1-0	3	.	.	.	.	.
57	Aldrick Fordham	10	7	2	9	1.0-3	.	.	.	.	.	.	.	.
1B	Brison Williams	6	6	3	9	.	.	.	.	.	.	.	.	.
15	Jimmy Legree	11	2	6	8	.	.	.	.	.	.	.	.	.
70	Byron Jerideau	11	4	3	7	1.5-6	1.5-6	.	.	.	1-0	.	.	.
9	Sharrod Golightly	10	5	.	5	1.0-4	.	.	.	.	.	.	.	.
92	Byron McKnight	7	.	4	4	.	.	.	1	.	.	.	.	.
3	Akeem Auguste	1	3	1	4	.	.	.	.	.	.	.	.	.
30	Corey Addison	5	2	1	3	.	.	.	.	.	.	.	.	.
40	Billy Byrne	7	3	.	3	.	.	.	.	.	.	.	.	.
10	Cadarius Sanders	6	2	1	3	.	.	.	.	.	.	.	.	.
9	Ace Sanders	11	3	.	3	.	.	.	.	.	.	1	.	.
87	Justice Cunningham	11	2	.	2	.	.	.	.	.	.	.	.	.
23	Bruce Ellington	11	1	1	2	.	.	.	.	.	.	.	.	.
22	Brandon Wilds	11	2	.	2	.	.	.	.	.	.	.	.	.
46	Dalton Wilson	11	2	.	2	.	.	.	.	.	.	.	.	.
97	J.T. Surratt	3	.	2	2	.	.	.	.	.	.	.	.	.
31	Matt O'Brien	2	2	.	2	.	.	.	.	.	.	.	.	.
48	Matt Coffee	6	.	1	1	.	.	.	.	.	.	.	.	.
43	Qua Gilchrist	3	.	1	1	.	.	.	.	.	.	.	.	.
25	Kadetrix Marcus	6	1	.	1	.	.	.	.	.	.	.	.	.
41	Connor McLaurin	5	.	1	1	.	.	.	.	.	.	.	.	.
81	Rory Anderson	11	1	.	1	.	.	.	.	.	.	.	.	.
91	Walker Inabinet	11	1	.	1	.	.	.	.	.	.	.	.	.
31	Kenny Miles	7	1	.	1	.	.	.	.	.	.	.	.	.
3	Damiera Byrd	7	1	.	1	.	.	.	.	.	.	.	.	.
68	Kyle Nunn	4	1	.	1	.	.	.	.	.	.	.	.	.
51	Kenny Robinson	3	.	1	1	.	.	.	.	.	.	.	.	.
18	Jay Wooten	11	1	.	1	.	.	.	.	.	.	.	.	.
78	Cody Gibson	7	1	.	1	.	.	.	.	.	.	.	.	.
86	Blair Lowery	4	1	.	1	.	.	.	.	.	.	.	.	.
	<b>Total.....</b>	<b>11</b>	<b>452</b>	<b>282</b>	<b>734</b>	<b>68-248</b>	<b>20-127</b>	<b>17-122</b>	<b>24</b>	<b>28</b>	<b>12-117</b>	<b>13</b>	<b>1</b>	<b>.</b>
	<b>Opponents.....</b>	<b>11</b>	<b>461</b>	<b>302</b>	<b>763</b>	<b>57.0-212</b>	<b>24-128</b>	<b>15-170</b>	<b>23</b>	<b>22</b>	<b>12-0</b>	<b>14</b>	<b>2</b>	<b>1</b>

# Game 12

# SOUTH CAROLINA GAME NOTES VS. CLEMSON 2011 GAME-BY-GAME TACKLES



PLAYER	UA-A	TOT	ECU	UGA	NAVY	VANDY	AU	UK	MSU	TENN	ARK	FLA	CIT	CLEM
Antonio Allen	45-29	74	7-9	4-2	8-2	3-1	9-4	1-0	5-5	1-1	DNP	5-2	2-3	
D.J. Swearinger	49-22	71	1-4	6-1	4-3	4-0	5-0	1-1	5-7	6-0	3-3	7-2	7-1	
Rodney Paulk	27-25	52	0-5	1-2	1-4	1-1	3-1	5-0	2-3	1-2	4-2	2-0	7-5	
Shaq Wilson	22-22	44	0-4	1-5	-	3-0	3-3	4-0	1-3	0-2	2-3	6-0	2-2	
Quin Smith	25-18	43	0-5	4-4	1-1	1-0	6-0	4-2	1-3	2-1	2-2	4-0	DNP	
DeVonte Holloman	26-16	42	DNP	3-2	2-2	3-0	5-1	-	4-5	3-5	3-0	DNP	3-1	
Travian Robertson	19-23	42	3-3	1-3	0-3	1-1	3-0	1-0	1-6	3-0	0-2	2-2	4-3	
Stephon Gilmore	31-10	41	7-3	2-2	2-0	2-0	5-3	1-0	1-1	2-0	5-1	4-0	-	
Melvin Ingram	23-16	39	0-2	0-1	5-3	3-1	8-3	1-0	2-2	0-1	0-2	3-1	1-0	
Reginald Bowens	24-15	39	0-6	2-2	1-2	1-0	9-2	3-0	2-1	2-1	3-1	1-0	-	
Devin Taylor	24-9	33	1-2	2-1	7-2	1-0	3-0	-	1-2	1-0	2-1	2-1	4-0	
Jadeveon Clowney	12-19	31	0-7	2-0	1-2	3-1	0-2	2-1	1-0	0-1	1-3	1-0	1-2	
Kelcy Quarles	13-12	25	0-2	0-2	DNP	0-1	4-0	2-0	0-2	1-3	2-1	-	4-1	
Marty Markett	21-4	25	3-1	3-0	1-0	4-1	2-0	1-0	1-1	2-0	1-0	1-0	2-1	
C.C. Whitlock	10-4	14	3-1	3-1	1-0	2-1	0-1	-	-	-	1-0	-	-	
Damario Jeffery	10-3	13	3-0	DNP	-	0-1	-	1-0	-	1-0	4-2	-	1-0	
Chaz Sutton	8-4	12	0-2	-	2-1	1-0	1-0	-	0-1	1-0	-	-	3-0	
Victor Hampton	8-3	11	DNP	DNP	DNP	2-0	-	1-1	1-0	1-1	1-1	2-0	-	
Brison Williams	6-3	9	DNP	DNP	DNP	DNP	1-1	2-0	DNP	2-0	0-1	1-0	0-1	
Aldrick Fordham	7-2	9	1-0	0-1	2-1	1-0	3-0	-	-	-	-	DNP	-	
Jimmy Legree	2-6	8	0-1	0-2	-	0-1	-	1-0	1-2	-	-	-	-	
Byron Jerideau	4-3	7	0-2	-	1-0	2-0	0-1	1-0	-	-	-	-	-	
Sharrod Golightly	5-0	5	DNP	2-0	-	-	-	1-0	-	-	-	1-0	1-0	
Akeem Auguste	3-1	4	DNP	3-1	DNP	DNP	DNP	DNP	DNP	DNP	DNP	DNP	DNP	
Byron McKnight	0-4	4	0-2	-	DNP	-	0-1	DNP	DNP	-	0-1	DNP	-	
Ace Sanders	3-0	3	2-0	-	-	1-0	-	-	-	-	-	-	-	
Billy Byrne	3-0	3	DNP	DNP	DNP	DNP	-	1-0	1-0	-	-	-	1-0	
Cadarious Sanders	2-1	3	-	-	DNP	DNP	DNP	0-1	DNP	-	1-0	DNP	1-0	
Corey Addison	2-1	3	1-0	1-0	-	DNP	0-1	-	DNP	DNP	DNP	DNP	DNP	
Dalton Wilson	2-0	2	-	-	1-0	-	1-0	-	-	-	-	-	-	
J.T. Surratt	0-2	2	DNP	DNP	DNP	DNP	DNP	0-1	DNP	DNP	0-1	-	DNP	
Matt O'Brien	2-0	2	DNP	DNP	DNP	DNP	DNP	-	DNP	DNP	DNP	DNP	2-0	
Bruce Ellington	1-1	2	1-1	-	-	-	-	-	-	-	-	-	-	
Justice Cunningham	2-0	2	-	1-0	-	-	-	-	-	-	-	-	1-0	
Brandon Wilds	2-0	2	-	-	-	1-0	-	1-0	-	-	-	-	-	
Qua Gilchrist	0-1	1	-	DNP	DNP	DNP	DNP	0-1	DNP	DNP	DNP	DNP	-	
Kenny Miles	1-0	1	-	-	-	DNP	DNP	DNP	DNP	-	1-0	-	-	
Matt Coffee	0-1	1	-	DNP	-	-	-	0-1	-	DNP	DNP	DNP	DNP	
Kadatrix Marcus	1-0	1	-	1-0	-	-	-	-	DNP	DNP	DNP	DNP	DNP	
Rory Anderson	1-0	1	-	-	1-0	-	-	-	-	-	-	-	-	
Walker Inabinet	1-0	1	-	-	-	-	-	-	-	-	-	1-0	-	
Cody Gibson	1-0	1	DNP	DNP	DNP	-	-	-	-	1-0	-	DNP	-	
Blair Lowery	1-0	1	DNP	DNP	DNP	-	DNP	-	-	DNP	DNP	DNP	1-0	
Damiere Byrd	1-0	1	DNP	DNP	DNP	DNP	-	-	1-0	-	-	-	-	
Kenny Robinson	0-1	1	DNP	DNP	DNP	DNP	DNP	0-1	-	DNP	DNP	DNP	-	
Connor McLaurin	0-1	1	DNP	DNP	DNP	DNP	DNP	-	-	-	0-1	DNP	-	
Kyle Nunn	1-0	1	-	-	-	1-0	DNP	DNP	DNP	DNP	DNP	DNP	DNP	
Jay Wooten	1-0	1	-	-	-	-	-	-	-	-	-	-	1-0	



**Individual Rushing  
(Att-Yds/TD)**

PLAYER	TOT	ECU	UGA	NAVY	VANDY	AUB	UK	MSU	TENN	ARK	FLA	CIT	CLEM
Marcus Lattimore	163-818/10	23-112/3	27-176/1	37-246/3	20-77/1	17-66/1	22-102/0	17-39/1	DNP	DNP	DNP	DNP	
Brandon Wilds	100-462/3	-	-	-	3-22/0	-	5-45/0	5-8/0	28-137/0	10-21/1	29-120/0	20-109/2	
Connor Shaw	97-376/6	7-26/0	DNP	DNP	2-14/0	DNP	15-42/0	16-28/0	16-64/1	14-24/2	16-88/2	11-90/1	
Stephen Garcia	34-171/3	5-56/2	6-11/1	6-10/0	7-32/0	10-62/0	DNP	DNP	DNP	DNP	DNP	DNP	
Bruce Ellington	17-106/1	2-18/0	1-0/0	-	2--12/0	1--1/0	1-61/1	4-25/0	-	2-11/0	4-4/0	-	
Melvin Ingram	2-87/1	-	1-68/1	-	-	-	-	-	-	-	-	1-19/0	
Kenny Miles	18-66/0	1-1/0	-	-	DNP	DNP	DNP	DNP	7-15/0	2-9/0	3-3/0	5-38/0	
Damiere Byrd	6-51/0	DNP	DNP	DNP	DNP	1-2/0	1-21/0	1-10/0	2-15/0	1-3/0	-	-	
Dylan Thompson	5-16/1	DNP	DNP	DNP	1-1/0	DNP	3-11/1	DNP	DNP	1-4/0	DNP	DNP	
Eric Baker	5-12/0	-	-	-	3-3/0	-	-	DNP	DNP	2-9/0	DNP	DNP	
Shon Carson	3-9/0	2-7/0	1-2/0	DNP	DNP	DNP	DNP	DNP	DNP	DNP	DNP	DNP	
Andrew Clifford	1-6/0	DNP	DNP	DNP	DNP	DNP	1-6/0	DNP	DNP	DNP	DNP	DNP	
Ace Sanders	1-0/0	-	1-0/0	-	-	-	-	-	-	-	-	-	
Team	8-(-14)/0	-	4-(-4)/0	1-(-2)/0	2-(-6)/0	-	-	-	-	1-(-2)/0	-	-	

**Individual Passing  
(Att-Cmp-Int-Yds-TD)**

	CLIFFORD	ELLINGTON	GARCIA	C. SHAW	A. SANDERS	THOMPSON
East Carolina	DNP	-	7-15-0-110-1	3-9-0-21-0	1-0-0-0-0	DNP
Georgia	DNP	-	11-25-2-142-1	DNP	-	DNP
Navy	DNP	-	18-25-1-204-0	DNP	-	DNP
Vanderbilt	DNP	-	16-30-4-228-1	1-2-0-8-0	-	-
Auburn	DNP	-	9-23-2-160-1	DNP	-	DNP
Kentucky	2-2-0-23-1	-	DNP	26-39-0-311-4	-	2-2-0-17-0
Mississippi State	DNP	2-3-0-24-0	DNP	20-28-2-155-1	-	DNP
Tennessee	DNP	-	DNP	10-18-1-87-1	-	DNP
Arkansas	DNP	-	DNP	18-25-1-128-0	-	DNP
Florida	DNP	1-1-0-3-0	DNP	6-12-1-81-0	-	DNP
The Citadel	DNP	-	DNP	16-18-1-217-3	-	DNP
Clemson						

**Individual Receiving  
(No-Yds/TD)**

PLAYER	TOT	ECU	UGA	NAVY	VANDY	AUB	UK	MSU	TENN	ARK	FLA	CIT	CLEM
Alshon Jeffery	43-585/6	5-92/0	5-85/1	2-35/0	2-34/0	5-86/1	6-95/2	5-24/1	3-17/0	3-19/0	2-17/0	5-81/1	
Ace Sanders	25-331/2	1-3/1	3-43/0	1-3/0	4-75/0	-	5-53/0	2-25/0	-	3-30/0	2-50/0	4-49/1	
Marcus Lattimore	19-182/1	3-33/0	2-8/0	4-25/0	3-73/1	-	4-14/0	3-29/0	DNP	DNP	DNP	DNP	
J. Cunningham	16-123/1	-	1-6/0	3-34/0	1-5/0	-	5-46/1	2-10/0	1-6/0	1-6/0	1-5/0	1-5/0	
Bruce Ellington	14-140/0	-	-	1-7/0	1-8/0	3-60/0	3-22/0	4-32/0	-	2-11/0	-	-	
Brandon Wilds	14-136/0	-	-	-	2-7/0	1-14/0	-	-	3-31/0	4-29/0	-	4-55/0	
Nick Jones	12-143/1	1-3/0	DNP	3-52/0	-	-	2-35/1	4-45/0	1-5/0	1-3/0	-	-	
D.L. Moore	7-48/1	-	-	DNP	1-5/0	-	2-17/1	2-14/0	1-5/0	-	1-7/0	DNP	
Rory Anderson	5-110/2	-	-	-	2-21/0	-	1-46/0	-	1-23/1	-	-	1-20/1	
Jason Barnes	4-48/0	-	-	4-48/0	DNP	DNP	DNP	DNP	-	DNP	-	-	
Kenny Miles	3-35/0	-	-	-	DNP	DNP	DNP	DNP	-	2-30/0	1-5/0	-	
DeAngelo Smith	3-22/0	-	-	DNP	1-8/0	DNP	1-7/0	-	-	-	-	1-7/0	
Damiere Byrd	1-16/0	DNP	DNP	DNP	DNP	-	1-16/0	-	-	-	-	-	

**Game-by-Game Leaders**

Opponent	Rushing	Passing	Receiving (No.)	Receiving (Yds.)	Tackles
East Carolina	Lattimore 23-112/3	Garcia 7-15-0-110-1	A. Jeffery 5-92/0	A. Jeffery 5-92-0	Allen 7-9-16
Georgia	Lattimore 27-176/1	Garcia 11-25-2-142-1	A. Jeffery 5-85/1	A. Jeffery 5-85-1	Smith 4-4-8
Navy	Lattimore 37-246/3	Garcia 18-25-1-204-0	Barnes 4-48/0; Lattimore 4-25/0	Jones 3-52-0	Allen 8-2-10
Vanderbilt	Lattimore 20-77/1	Garcia 16-30-4-228-1	A. Sanders 4-75/0	A. Sanderson 4-75-0	Markett 4-1-5
Auburn	Lattimore 17-66/1	Garcia 9-23-2-160-1	A. Jeffery 5-86/1	A. Jeffery 5-86-1	Allen 9-4-13
Kentucky	Lattimore 22-102/0	C. Shaw 26-39-0-311-4	A. Jeffery 6-95/2	A. Jeffery 6-95-2	Q. Smith 4-2-6
Mississippi State	Lattimore 17-39/1	C. Shaw 20-28-2-155-1	A. Jeffery 5-24/1	N. Jones 4-45-0	Swearinger 5-7-12
Tennessee	Wilds 28-137/0	C. Shaw 10-18-1-87-1	Wilds 3-31/0; A. Jeffery 3-17/0	Wilds 3-31-0	Holloman 3-5-8
Arkansas	C. Shaw 14-24/2	C. Shaw 16-25-1-128-0	Wilds 4-29/0	A. Sanders 3-30/0; Miles 2-30/0	4 players tied with 6
Florida	Wilds 29-120/0	C. Shaw 6-12-1-81-0	A. Sanders 2-50/0; A. Jeffery 2-17/0	A. Sanders 2-50/0	Swearinger 7-2-9
The Citadel	Wilds 20-109/2	C. Shaw 16-18-1-217-3	A. Jeffery 5-81/1	A. Jeffery 5-81/1	Paulk 7-5-12
Clemson					



**South Carolina Team Game Highs**

Rushes	53	at Tennessee (Oct 29, 2011)
Yards Rushing	288	vs Kentucky (Oct 08, 2011)
Yards Per Rush	6.9	vs The Citadel (Nov 19, 2011)
TD Rushes	5	vs East Carolina (Sep 03, 2011)
Pass attempts	43	vs Kentucky (Oct 08, 2011)
Pass completions	30	vs Kentucky (Oct 08, 2011)
Yards Passing	351	vs Kentucky (Oct 08, 2011)
Yards Per Pass	12.1	vs The Citadel (Nov 19, 2011)
TD Passes	5	vs Kentucky (Oct 08, 2011)
Total Plays	91	vs Kentucky (Oct 08, 2011)
Total Offense	639	vs Kentucky (Oct 08, 2011)
Yards Per Play	8.6	vs The Citadel (Nov 19, 2011)
Points	56	vs East Carolina (Sep 03, 2011)
Sacks By	6	vs Vanderbilt (Sep 24, 2011)
First Downs	32	vs Kentucky (Oct 08, 2011)
Penalties	10	vs Vanderbilt (Sep 24, 2011)
Penalty Yards	72	vs Vanderbilt (Sep 24, 2011)
Turnovers	4	vs East Carolina (Sep 03, 2011) vs Vanderbilt (Sep 24, 2011) vs Auburn (Oct 01, 2011) at Arkansas (Nov 05, 2011)
Interceptions By	4	vs Auburn (Oct 01, 2011) vs Kentucky (Oct 08, 2011)
Punts	7	vs Auburn (Oct 01, 2011)
Punting Avg	46.3	vs Vanderbilt (Sep 24, 2011)
Long Punt	60	at Mississippi State (Oct 15, 2011)
Punts inside 20	3	at Georgia (Sep 10, 2011)
Long Punt Return	68	vs East Carolina (Sep 03, 2011)

**South Carolina Individual Game Highs**

Rushes	37	Marcus Lattimore vs Navy (Sep 17, 2011)
Yards Rushing	246	Marcus Lattimore vs Navy (Sep 17, 2011)
TD Rushes	3	Marcus Lattimore vs East Carolina (Sep 03, 2011) Marcus Lattimore vs Navy (Sep 17, 2011)
Long Rush	68	Melvin Ingram at Georgia (Sep 10, 2011)
Pass attempts	39	Connor Shaw vs Kentucky (Oct 08, 2011)
Pass completions	26	Connor Shaw vs Kentucky (Oct 08, 2011)
Yards Passing	311	Connor Shaw vs Kentucky (Oct 08, 2011)
TD Passes	4	Connor Shaw vs Kentucky (Oct 08, 2011)
Long Pass	52	Stephen Garcia vs Vanderbilt (Sep 24, 2011)
Receptions	6	Alshon Jeffery vs Kentucky (Oct 08, 2011)
Yards Receiving	95	Alshon Jeffery vs Kentucky (Oct 08, 2011)
TD Receptions	2	Alshon Jeffery vs Kentucky (Oct 08, 2011)
Long Reception	52	Marcus Lattimore vs Vanderbilt (Sep 24, 2011)
Field Goals	2	Jay Wooten vs Kentucky (Oct 08, 2011)
Long Field Goal	49	Jay Wooten at Georgia (Sep 10, 2011)
Punts	7	Joey Scribner-Howard vs Auburn (Oct 01, 2011)
Punting Avg	46.3	Joey Scribner-Howard vs Vanderbilt (Sep 24, 2011)
Long Punt	60	Joey Scribner-Howard at Mississippi State (Oct 15, 2011)
Punts inside 20	3	Joey Scribner-Howard at Georgia (Sep 10, 2011)
Long Punt Return	68	Ace Sanders vs East Carolina (Sep 03, 2011)
Long Kickoff Return	55	Victor Hampton at Arkansas (Nov 05, 2011)
Tackles	16	Antonio Allen vs East Carolina (Sep 03, 2011)
Sacks	3.5	Melvin Ingram vs Auburn (Oct 01, 2011)
Tackles For Loss	4.5	Melvin Ingram vs Auburn (Oct 01, 2011)
Interceptions	2	C.C. Whitlock vs Auburn (Oct 01, 2011)

**Opponent Team Game Highs**

Rushes	67	vs Auburn (Oct 01, 2011)
Yards Rushing	274	vs Navy (Sep 17, 2011)
Yards Per Rush	5.8	vs Navy (Sep 17, 2011)
TD Rushes	3	vs Navy (Sep 17, 2011)
Pass attempts	56	vs East Carolina (Sep 03, 2011)
Pass completions	37	vs East Carolina (Sep 03, 2011)
Yards Passing	299	at Arkansas (Nov 05, 2011)
Yards Per Pass	8.6	at Georgia (Sep 10, 2011)
TD Passes	4	vs East Carolina (Sep 03, 2011) at Georgia (Sep 10, 2011)
Total Plays	92	vs Auburn (Oct 01, 2011)
Total Offense	436	at Georgia (Sep 10, 2011)
Yards Per Play	6.5	at Georgia (Sep 10, 2011)
Points	44	at Arkansas (Nov 05, 2011)
Sacks By	5	at Arkansas (Nov 05, 2011)
First Downs	23	at Georgia (Sep 10, 2011)
Penalties	9	at Arkansas (Nov 05, 2011)
Penalty Yards	79	vs Vanderbilt (Sep 24, 2011)
Turnovers	6	vs Kentucky (Oct 08, 2011)
Interceptions By	4	vs Vanderbilt (Sep 24, 2011)
Punts	9	vs Vanderbilt (Sep 24, 2011) vs Kentucky (Oct 08, 2011)
Punting Avg	45.0	at Mississippi State (Oct 15, 2011) vs The Citadel (Nov 19, 2011)
Long Punt	59	vs The Citadel (Nov 19, 2011)
Punts inside 20	5	vs Auburn (Oct 01, 2011)
Long Punt Return	32	at Georgia (Sep 10, 2011)

**Opponent Individual Game Highs**

Rushes	41	Michael Dyer, vs Auburn (Oct 01, 2011)
Yards Rushing	141	Michael Dyer, vs Auburn (Oct 01, 2011)
TD Rushes	1	Several players
Long Rush	47	Chris Rainey, vs Florida (Nov 12, 2011)
Pass attempts	56	Dominique Davis, vs East Carolina (Sep 03, 2011)
Pass completions	37	Dominique Davis, vs East Carolina (Sep 03, 2011)
Yards Passing	299	Tyler Wilson, at Arkansas (Nov 05, 2011)
TD Passes	4	Dominique Davis, vs East Carolina (Sep 03, 2011) Aaron Murray, at Georgia (Sep 10, 2011)
Long Pass	68	Tyler Wilson, at Arkansas (Nov 5, 2011)
Receptions	13	Lance Lewis, vs East Carolina (Sep 03, 2011)
Yards Receiving	108	Lance Lewis, vs East Carolina (Sep 03, 2011)
TD Receptions	2	Lance Lewis, vs East Carolina (Sep 03, 2011)
Long Reception	68	Jarius Wright, at Arkansas (Nov 05, 2011)
Field Goals	3	Zach Hocker, at Arkansas (Nov 05, 2011)
Long Field Goal	44	Zach Hocker, at Arkansas (Nov 05, 2011)
Punts	9	Richard Kent, vs Vanderbilt (Sep 24, 2011) Ryan Tydlacka, vs Kentucky (Oct 08, 2011)
Punting Avg	45.0	B. Swedenburg, at Mississippi State (Oct 15, 2011) Cass Couey, vs The Citadel (Nov 19, 2011)
Long Punt	59	Cass Couey, vs The Citadel (Nov 19, 2011)
Punts inside 20	5	Steven Clark, vs Auburn (Oct 01, 2011)
Long Punt Return	32	Branden Smith, at Georgia (Sep 10, 2011)
Long Kickoff Return	98	Dennis Johnson, at Arkansas (Nov 05, 2011)
Tackles	14	Daniel Drake, vs East Carolina (Sep 03, 2011) Winston Guy, vs Kentucky (Oct 08, 2011)
Sacks	3.0	Jake Bequette, at Arkansas (Nov 05, 2011)
Tackles For Loss	4.0	Fletcher Cox, at Mississippi State (Oct 15, 2011)
Interceptions	2	Casey Hayward, vs Vanderbilt (Sep 24, 2011)



**Running Plays - 15 Yards or Longer**

Yds	Rusher	Qtr	Opponent	Play Result	Drive Result
32	Garcia	2	East Carolina	1st Down/TD	TD
16	Lattimore	4	East Carolina	1st Down	Punt
68	Ingram	2	Georgia	1st Down/TD	TD
16	Lattimore	2	Georgia	1st Down	INT
24	Lattimore	4	Georgia	1st Down	FG
36	Lattimore	4	Georgia	1st Down	TD
31	Lattimore	1	Navy	1st Down	Downs
21	Lattimore	1	Navy	1st Down	TD
16	Lattimore	2	Navy	1st Down	TD
20	Lattimore	3	Navy	1st Down	INT
22	Lattimore	3	Vanderbilt	1st Down/TD	TD
17	Lattimore	4	Vanderbilt	1st Down	Downs
16	Wilds	4	Vanderbilt	1st Down	Clock
21	Garcia	2	Auburn	1st Down	INT
15	Lattimore	3	Auburn	1st Down/TD	TD
21	Byrd	2	Kentucky	1st Down	TD
61	Ellington	4	Kentucky	1st Down/TD	TD
22	Wilds	4	Kentucky	1st Down	TD
24	Wilds	2	Tennessee	1st Down	Clock
18	C. Shaw	3	Tennessee	1st Down/TD	TD
18	C. Shaw	1	Florida	1st Down	Missed FG
20	Wilds	2	Florida	1st Down	TD
60	C. Shaw	2	Citadel	1st Down/TD	TD
47	Wilds	3	Citadel	1st Down	TD
19	Ingram	4	Citadel	1st Down	TD
15	Miles	4	Citadel	1st Down	TD

**Passing Plays - 20 Yards or Longer**

Yds	Connection	Qtr	Opponent	Result/Play	Result of Drive
20	Garcia-Lattimore	2	East Carolina	1st Down	TD
21	Garcia-A. Jeffery	2	East Carolina	1st Down	TD
25	Garcia-A. Jeffery	3	East Carolina	1st Down	TD
23	Garcia-A. Jeffery	4	East Carolina	1st Down	TD
34	Garcia-A. Jeffery	2	Georgia	1st Down/TD	TD
20	Garcia-A. Jeffery	2	Georgia	1st Down	INT
30	Garcia-A. Sanders	4	Georgia	1st Down	TD
34	Garcia-Jones	2	Navy	1st Down	TD
52	Garcia-Lattimore	2	Vanderbilt	1st Down/TD	TD
51	Garcia-A. Sanders	3	Vanderbilt	1st Down	TD
22	Garcia-A. Jeffery	3	Vanderbilt	1st Down	INT
50	Garcia-A. Jeffery	1	Auburn	1st Down/TD	TD
35	Garcia-Ellington	3	Auburn	1st Down	TD
46	C. Shaw-Anderson	1	Kentucky	1st Down	TD
20	C. Shaw-A. Jeffery	1	Kentucky	1st Down/TD	TD
20	C. Shaw-A. Jeffery	2	Kentucky	1st Down	TD
24	C. Shaw-A. Jeffery	2	Kentucky	1st Down/TD	TD
25	C. Shaw-Jones	3	Kentucky	1st Down/TD	TD
25	C. Shaw-A. Sanders	4	Kentucky	1st Down	Downs
23	C. Shaw-Anderson	2	Tennessee	1st Down/TD	TD
23	C. Shaw-Miles	4	Arkansas	1st Down	TD
20	C. Shaw-A. Sanders	4	Arkansas	1st Down	Fumble
46	C. Shaw-A. Sanders	4	Florida	1st Down	FG
22	C. Shaw-A. Jeffery	1	Citadel	1st Down	TD
20	Shaw-Wilds	1	Citadel	1st Down	TD
25	C. Shaw-A. Sanders	3	Citadel	1st Down/TD	TD
32	C. Shaw-A. Jeffery	4	Citadel	1st Down/TD	TD
20	C. Shaw-Anderson	4	Citadel	1st Down/TD	TD

**Kick Returns - 30 Yards or Longer**

Yds	Returner	Qtr	Opponent	Result of Drive
35	Ellington	1	East Carolina	Fumble
30	Ellington	1	Vanderbilt	INT
55	Hampton	3	Arkansas	TD
31	Ellington	3	Florida	Punt
30	Ellington	4	Florida	FG

**Punt Returns - 20 Yards or Longer**

Yds	Returner	Qtr	Opponent	Result of Drive
68	A. Sanders	4	East Carolina	TD

**INT/Fumble Returns - 20 Yards or Longer**

Yds	Returner	Qtr	Opponent	Result of Drive
25	Allen (Fumble)	3	East Carolina	TD
56	Gilmore (Fumble)	3	Georgia	TD
25	Allen (INT)	3	Georgia	TD
20	Allen (Fumble)	2	Vanderbilt	TD
48	Taylor (INT)	2	Arkansas	TD

**Special Teams/Defensive Scores**

Yds	Player	Qtr	Opponent	Score
25	Allen	3	East Carolina	Fumble Return
68	A. Sanders	4	East Carolina	Punt Return
68	Ingram	2	Georgia	Fake Punt
25	Allen	3	Georgia	Interception Return
5	Ingram	4	Georgia	Fumble Return
0	Ingram	2	Vanderbilt	Fumble Recovery
48	Taylor	2	Arkansas	Interception Return

# Game 12

# SOUTH CAROLINA GAME NOTES VS. CLEMSON SCORING DRIVES



## South Carolina

East Carolina	Quarter	Plays	Yards	TOP	Result
Garcia 32-yard run	2	5	59	2:13	TD
Lattimore 4-yard run	2	5	41	1:48	TD
Sanders 3-yard pass from Garcia	3	4	34	1:46	TD
Garcia 10-yard run	3	2	10	0:14	TD
Lattimore 1-yard run	3	10	59	5:22	TD
Lattimore 1-yard run	4	4	31	1:21	TD

Georgia	Quarter	Plays	Yards	TOP	Result
A. Jeffery 34-yard pass from Garcia	2	5	53	2:14	TD
Ingram 68-yard run	2	4	71	0:44	TD
Garcia 8-yard run	3	2	5	0:52	TD
Wooten 49-yard field goal	4	10	49	4:14	FG
Lattimore 3-yard run	4	6	79	2:55	TD

Navy	Quarter	Plays	Yards	TOP	Result
Lattimore 6-yard run	1	7	71	2:56	TD
Lattimore 5-yard run	2	10	80	5:45	TD
Wooten 48-yard field goal	2	10	32	3:34	FG
Lattimore 7-yard run	3	15	79	5:50	TD

Vanderbilt	Quarter	Plays	Yards	TOP	Result
Lattimore 52-yard pass from Garcia	2	2	57	0:33	TD
Lattimore 22-yard run	3	11	83	4:53	TD

Auburn	Quarter	Plays	Yards	TOP	Result
A. Jeffery 50-yard pass from Garcia	1	4	69	1:51	TD
Lattimore 15-yard run	3	2	50	0:46	TD

Kentucky	Quarter	Plays	Yards	TOP	Result
A. Jeffery 20-yard pass from Shaw	1	7	80	2:42	TD
Cunningham 11-yard pass from Shaw	2	7	55	2:27	TD
A. Jeffery 24-yard pass from Shaw	2	5	79	2:02	TD
Jones 25-yard pass from Shaw	3	11	78	5:13	TD
Wooten 48-yard field goal	3	12	48	5:27	FG
Wooten 42-yard field goal	3	4	3	1:30	FG
Ellington 61-yard run	4	1	61	0:12	TD
D.L. Moore 7-yard pass from Clifford	4	6	32	2:08	TD
Thompson 8-yard run	4	10	76	3:30	TD

Mississippi State	Quarter	Plays	Yards	TOP	Result
Lattimore 4-yard run	2	13	80	4:34	TD
A. Jeffery 4-yard pass from C. Shaw	4	12	79	5:54	TD

Tennessee	Quarter	Plays	Yards	TOP	Result
Anderson 23-yard pass from C. Shaw	2	5	44	1:53	TD
C. Shaw 5-yard run	3	20	98	11:35	TD

Arkansas	Quarter	Plays	Yards	TOP	Result
Wilds 4-yard run	1	9	72	5:09	TD
C. Shaw 9-yard run	3	9	45	4:10	TD
C. Shaw 1-yard run	4	13	80	5:47	TD

Florida	Quarter	Plays	Yards	TOP	Result
C. Shaw 10-yard run	2	11	62	5:20	TD
C. Shaw 1-yard run	2	11	46	4:25	TD
Wooten 28-yard field goal	4	5	48	2:09	FG

Citadel	Quarter	Plays	Yards	TOP	Result
Wilds 1-yard run	1	10	69	4:43	TD
Wilds 3-yard run	2	18	72	9:18	TD
C. Shaw 60-yard run	2	3	71	0:55	TD
A. Sanders 25-yard pass from C. Shaw	3	6	91	2:44	TD
A. Jeffery 32-yard pass from C. Shaw	4	9	91	5:01	TD
Anderson 20-yard pass from C. Shaw	4	6	38	3:01	TD

## Opponents

East Carolina	Quarter	Plays	Yards	TOP	Result
Hardy 25-yard pass from Davis	1	5	43	2:11	TD
Lewis 19-yard pass from Davis	2	7	52	2:31	TD
Barbour 24-yard field goal	2	9	25	4:18	FG
Womack 8-yard pass from Davis	2	5	29	1:12	TD
Davis 7-yard run	3	9	80	1:54	TD
Lewis 4-yard pass from Davis	4	19	72	7:04	TD

Georgia	Quarter	Plays	Yards	TOP	Result
Walsh 37-yard field goal	1	6	50	2:23	FG
Walsh 39-yard field goal	1	6	21	2:26	FG
Wooten 26-yard pass from Murray	2	7	64	3:38	TD
Crowell 17-yard pass from Murray	3	4	43	1:05	TD
Bennett 19-yard pass from Murray	4	9	88	4:02	TD
Crowell 15-yard run	4	5	37	1:52	TD
King 33-yard pass from Murray	4	4	62	0:52	TD

Navy	Quarter	Plays	Yards	TOP	Result
Howell 27-yard run	1	4	65	1:40	TD
Proctor 5-yard run	2	12	77	5:57	TD
Teich 2-yard run	3	11	91	6:10	TD

Vanderbilt	Quarter	Plays	Yards	TOP	Result
Spear 33-yard field goal	1	4	6	1:26	FG

Auburn	Quarter	Plays	Yards	TOP	Result
Parkey 21-yard field goal	1	10	47	3:04	FG
Dyer 1-yard run	2	11	75	3:18	TD
Lutzenkirchen 9-yard pass from Trotter	4	12	57	3:49	TD

Kentucky	Quarter	Plays	Yards	TOP	Result
McIntosh 28-yard field goal	1	6	15	2:54	FG

Mississippi State	Quarter	Plays	Yards	TOP	Result
Smith 19-yard pass from Russell	1	10	69	4:19	TD
DePasquale 22-yard field goal	4	12	70	3:15	FG

Tennessee	Quarter	Plays	Yards	TOP	Result
Palardy 22-yard field goal	1	7	14	2:20	FG

Arkansas	Quarter	Plays	Yards	TOP	Result
Hocker 44-yard field goal	1	8	41	3:27	FG
Wright 68-yard pass from Wilson	2	1	68	0:15	TD
Wright 16-yard pass from Wilson	2	12	75	4:38	TD
Hocker 21-yard field goal	3	9	62	3:03	FG
Hocker 25-yard field goal	3	9	30	3:51	FG
Wingo 4-yard run	4	8	63	2:21	TD
Green 1-yard run	4	2	1	1:14	TD

Florida	Quarter	Plays	Yards	TOP	Result
Sturgis 21-yard field goal	1	8	45	4:27	FG
Sturgis 24-yard field goal	3	10	58	5:26	FG
Brissett 2-yard run	4	3	49	0:51	TD

Citadel	Quarter	Plays	Yards	TOP	Result
Robinson fumble recovery in end zone	1	5	35	2:27	TD
Sellers 32-yard field goal	2	12	61	8:20	FG
Sellers 41-yard field goal	2	8	40	1:11	FG
Anderson 12-yard run	4	12	58	7:21	TD



***The Last Time  
South Carolina...***

**SHUT OUT AN OPPONENT:**  
34-0, vs NC State (8/2/08)

**WAS SHUT OUT:**  
18-0, vs. Georgia (9/9/06)

**SCORED BETWEEN 50-59 POINTS:**  
54, vs. Kentucky (10/8/11)

**ALLOWED BETWEEN 50-59 POINTS:**  
56, vs. Auburn (12/4/10)

**SCORED BETWEEN 60-69 POINTS:**  
69, vs. Troy (11/20/10)

**ALLOWED BETWEEN 60-69 POINTS:**  
63, vs. Clemson (11/22/03)

**SCORED MORE THAN 70 POINTS:**  
77, vs. Kent State (10/7/95)

**SCORED ON A SAFETY:**  
at Georgia (9/12/09)

**ALLOWED A SAFETY:**  
at Mississippi State (10/15/11)

**RETURNED A KICKOFF FOR A TD:**  
Matthew Thomas, 95 yards vs. Virginia (9/7/02)

**ALLOWED KICKOFF RETURN FOR A TD:**  
Dennis Johnson, at Arkansas, 98 yards (11/5/11)

**RETURNED A PUNT FOR A TD:**  
Ace Sanders, 68 yards vs. East Carolina (9/3/11)

**ALLOWED A PUNT RETURN FOR A TD:**  
Lito Sheppard, Florida, 57 yards (11/11/00)

**RETURNED AN INTERCEPTION FOR A TD:**  
Devin Taylor, 48 yards at Arkansas (11/5/11)

**ALLOWED AN INTERCEPTION FOR A TD:**  
T'Sharvan Bell, 10 yards vs. Auburn (12/4/10)

**RETURNED A FUMBLE FOR A TD:**  
Melvin Ingram, 0 yards vs Vanderbilt (9/24/11)

**HAD A DEFENSIVE PLAYER SCORE TWO TOUCHDOWNS IN A GAME:**  
Melvin Ingram at Georgia, 68-yard run on a fake punt & 5-yard fumble recovery (9/10/11)

**ALLOWED A FUMBLE RETURN FOR A TD:**  
Jason LeDoux, LSU, 15 yards (10/18/03)

**RAN A FAKE PUNT FOR A TD:**  
Melvin Ingram, 68 yards at Georgia (9/10/11)

**HAD A PLAYER WITH 300-349 YARDS PASSING:**  
311, Connor Shaw vs. Kentucky (10/8/11)

**HAD A PLAYER WITH 350-399 YARDS PASSING:**  
355, Stephen Garcia at Vanderbilt (10/23/10)

**HAD A PLAYER WITH 400-449 YARDS PASSING:**  
405, Steve Taneyhill vs. Georgia (9/2/95)

**HAD A PLAYER WITH 450+ YARDS PASSING:**  
473, Steve Taneyhill vs. Mississippi State (10/14/95)

**HAD A PLAYER COMPLETE 30 PASSES:**  
31, Stephen Garcia at Vanderbilt (10/23/10)

**HAD A PLAYER ATTEMPT 40-49 PASSES:**  
47, Chris Smelley at Clemson (11/29/08)

**HAD A PLAYER ATTEMPT 50 PASSES:**  
50, Stephen Garcia at Tennessee (10/31/09)

**HAD A PLAYER RUSH FOR 150-199 YDS:**  
176, Marcus Lattimore, at Georgia (9/10/11)

**HAD A PLAYER RUSH FOR 200-249 YDS:**  
246, Marcus Lattimore vs Navy (9/17/11)

**HAD A PLAYER RUSH FOR 250+ YDS:**  
278, Brandon Bennett vs. East Tennessee State (10/5/91)

**HAD TWO PLAYERS RUSH FOR MORE THAN 100 YARDS:**  
Cory Boyd (132) and Mike Davis (102) vs. South Carolina State (9/15/07)

**HAD A PLAYER WITH 150-199 YARDS RECEIVING:**  
158, Alshon Jeffery at Vanderbilt (10/23/10)

**HAD A PLAYER WITH 200+ YARDS RECEIVING:**  
210, Troy Williamson vs. USF (9/18/04)

**HAD TWO PLAYERS WITH 100 YARDS RECEIVING:**  
Alshon Jeffery (158) and Tori Gurley (112), at Vanderbilt (10/23/10)

**HAD A PLAYER WITH 500+ YARDS TOTAL OFFENSE:**  
512, Steve Taneyhill vs. Mississippi State (10/14/95)

**HAD A PLAYER SCORE 4+ TDs:**  
5, Sidney Rice vs. Florida Atlantic (9/23/06)

**HAD A PLAYER PASS FOR 4 TDs:**  
4, Connor Shaw vs. Kentucky (10/8/11)

**HAD A PLAYER PASS FOR 5 TDs:**  
5, Syvelle Newton vs. FAU (9/23/06)

**HAD A PLAYER RUSH FOR 3 TDs:**  
3, Marcus Lattimore vs. Navy (9/17/11)

**HAD A PLAYER CATCH 3 TD PASSES:**  
3, Alshon Jeffery vs. Kentucky (10/10/09)

**HAD A PLAYER CATCH 4+ TD PASSES:**  
5, Sidney Rice vs. Fla. Atlantic (9/23/06)

**HAD A PLAYER KICK 4 FIELD GOALS:**  
4, Ryan Succop vs. UAB (9/27/08)

**HAD A PLAYER KICK 5+ FIELD GOALS:**  
5, Spencer Lanning at Georgia (9/12/09)

**HAD A PLAYER WITH 2 INTERCEPTIONS:**  
2, Chris Culliver, at Kentucky (10/11/08)

**HAD A PLAYER WITH 3 INTERCEPTIONS:**  
3, Patrick Hinton vs. NC State (10/29/88)

**BLOCKED A FIELD GOAL ATTEMPT:**  
Stephon Gilmore at Tennessee (10/29/11)

**RETURNED A BLOCKED FIELD GOAL FOR A TD:**  
Captain Munnerlyn at Kentucky, 81 yards, (10/11/08)

**BLOCKED A PUNT:**  
Devin Taylor at NC State (9/3/09)

**BLOCKED A PUNT FOR A TD:**  
Derek Watson vs. Florida, 2 yards, (11/11/00)

**HAD A PUNT BLOCKED:**  
at Clemson (11/29/08)

**HAD A FIELD GOAL BLOCKED:**  
at Vanderbilt (10/23/10)

**HAD A PAT BLOCKED:**  
vs. Kentucky (10/8/11)

**MISSED A PAT:**  
vs The Citadel (11/19/11)

**MADE A 2-PT CONVERSION:**  
Dondrial Pinkins run vs. UAB (9/20/03)

**ATTEMPTED A 2-PT CONVERSION:**  
at LSU (9/22/07)

**RECOVERED ITS OWN ONSIDE KICK:**  
at Arkansas (11/3/07)

**ALLOWED BLOCKED PAT TO BE RETURNED FOR CONVERSION:**  
Demetric Webb, Florida (11/12/05)

**HAD LESS THAN 50 YARDS RUSHING:**  
43, vs. Iowa (1/1/09)

**HAD 200+ YARDS RUSHING:**  
231, at Tennessee (10/29/11)

**HAD 300+ YARDS RUSHING:**  
356, vs. Vanderbilt (10/20/01)

**HAD 500-599+ TOTAL NET YARDS:**  
516, vs. Florida Atlantic (9/19/09)

**HAD 600+ TOTAL NET YARDS:**  
639, vs. Kentucky (10/8/11)

**HAD A 50+ YARD RUN:**  
60, Connor Shaw vs. The Citadel (11/19/11)

**HAD A 50+ YARD RECEPTION:**  
50, Stephen Garcia to Alshon Jeffery vs. Auburn (10/1/11)

***The Last Time  
an Opponent Had...***

**TEAM...  
LESS THAN 50 YARDS RUSHING:**  
35, Tennessee (10/29/11)

**200+ YARDS RUSHING:**  
246, Auburn (10/11/11)

**LESS THAN 100 YARDS PASSING:**  
8, vs. The Citadel (11/19/11)

**400+ YARDS PASSING:**  
402, Florida (11/11/95)

**LESS THAN 200 TOTAL NET YARDS:**  
186, Tennessee (10/29/11)

**500+ TOTAL NET YARDS:**  
589, vs Auburn (12/4/10)

**600+ TOTAL NET YARDS:**  
650, at Arkansas (11/3/07)

**INDIVIDUAL...  
350+ YARDS PASSING:**  
386, Kevin Kolb, Houston (12/29/06)

**400+ YARDS PASSING:**  
485, Eric Zeier, Georgia (9/3/94)

**150+ YARDS RUSHING:**  
176, Cam Newton, Auburn (9/25/10)

**200+ YARDS RUSHING:**  
246, Mark Ingram, at Alabama (10/17/09)

**250+ YARDS RUSHING:**  
321, Darren McFadden, Arkansas (11/3/07)

**300+ YARDS RUSHING:**  
321, Darren McFadden, Arkansas (11/3/07)

**200+ YARDS RECEIVING:**  
217, Darvin Adams, Auburn (12/4/10)

**50+ YARD RUN:**  
54, Cam Newton, Auburn (9/25/10)

**50+ YARD RECEPTION:**  
68, Tyler Wilson to Jarius Wright, Arkansas (11/5/11)

**MADE 4 FIELD GOALS:**  
4, Dustin Hopkins, Florida State (12/31/10)

**RUSHED FOR 4 TOUCHDOWNS:**  
4, Chad Jasmin, Clemson (11/21/03)

**TWO PLAYERS WITH...  
100+ YARDS RUSHING:**  
at Auburn, Cam Newton (176) & Michael Dyer (100) (9/25/10)  
**100+ YARDS RECEIVING:**  
Central Florida, Mike Walker (105) & Brandon Marshall (102), (9/1/05)



**Game 1**

**#12/12 South Carolina 56, East Carolina 37**

**September 3, 2011**

**Bank of America Stadium**

**Charlotte, N.C.**

**58,272**



**CHARLOTTE N.C.**—No. 12 South Carolina used a huge third-quarter rally to overcome four first-half turnovers to pull away for a 56-37 victory over East Carolina in its season opener in Charlotte.

The Gamecocks (1-0) avoided the upset by outscoring ECU 28-7 in the third stanza after trailing by 10 points at the half. South Carolina has now won 13 straight season openers, while head coach Steve Spurrier improves to 42-0 against schools outside of BCS automatic qualifying conferences.

The Carolina defense turned the game around for the Gamecocks after a sloppy first half, forcing three turnovers early in the second half that led to 21 points in less than four minutes to take control of the game.

Antonio Allen led the way as he recorded a career-high 16 tackles, forced two fumbles and had two fumble recoveries, including one returned 25 yards for a touchdown. Stephon Gilmore tied his career-high with 10 stops, while Jadeveon Clowney had a stellar debut as a Gamecock with seven tackles and a pass breakup.

Senior quarterback Stephen Garcia, who did not start for the first time in 28 games, came off the bench to give the Gamecock offense a boost after it produced just 59 yards in its first four series. He completed 7-of-15 passes for 110 yards and one touchdown and rushed for 56 yards and two scores to lead the Gamecocks to 351 yards of total offense.

Sophomore running back Marcus Lattimore picked up where he left off last season with 112 yards rushing and three touchdowns on 23 carries. Alshon Jeffery hauled in five passes for 92 yards, moving him past Zola Davis (1995-98) for third all-time in receiving yards at Carolina.

The Gamecocks had a rough start to the night as their four first-half turnovers led to 17 ECU (0-1) points.

Garcia gave the Gamecocks the spark they were looking for in his first series of the night. He completed a short pass to Lattimore on his second play from scrimmage that turned into a 20-yard gain down to the ECU 39. Two plays later, Garcia kept the ball on the ground and raced 32 yards on a quarterback draw for a touchdown.

South Carolina forced its first of five turnovers on the next play, as Ace Sanders punched the ball loose from Reggie Bullock on the ensuing kickoff, and Allen recovered at the ECU 41. A 21-yard pass from Garcia to Jeffery set the Gamecocks up deep in Pirate territory, and Lattimore punched it into the end zone from 4 yards out to pull South Carolina within three points.


ECU answered after South Carolina's fourth fumble of the half at the Gamecock 29, as Davis hooked up with Joe Womack for an 8-yard touchdown with three seconds left to give the Pirates a 24-14 lead heading into the locker room.

But the Gamecocks turned the momentum early in the second half and never looked back. Allen forced his first fumble on ECU's first possession of the half, and Shaq Wilson recovered it at the Pirates 31. Garcia found Jeffery for a 25-yard gain down to the ECU 9, and two plays later the veteran signal caller completed a three-yard touchdown pass to Sanders to help the Gamecocks pull to within 24-21.

After another Pirate fumble on the next possession, Garcia put South Carolina in front for good with a 10-yard touchdown run with 10:40 left in the third quarter.

Allen then forced his second fumble of the night at the ECU 25 on the ensuing possession, recovered it and raced 25 yards for a touchdown, giving South Carolina a 35-24 lead with Wooten's extra point.

Sanders put an exclamation point on South Carolina's victory at the 9:46 mark of the fourth quarter as he weaved his way down the field for a 68-yard punt return for a touchdown to give the Gamecocks a 56-31 cushion. Sanders' punt return was the Gamecocks' first for a touchdown since Nov. 15, 2003 against Florida.



<b>East Carolina</b>	<b>7</b>	<b>17</b>	<b>7</b>	<b>6</b>	<b>37</b>
<b>South Carolina</b>	<b>0</b>	<b>14</b>	<b>28</b>	<b>14</b>	<b>56</b>

**Scoring Summary**

1st	3:13	ECU	Hardy 25-yard pass from Davis (Barbour kick) (5-43-2:11)	0-7
2nd	14:11	ECU	Lewis 19-yard pass from Davis (Barbour kick) (7-52-2:31)	0-14
2nd	9:45	ECU	Barbour 24-yard field goal (9-25-4:18)	0-17
2nd	7:42	SC	Garcia 32-yard run (Wooten kick) (5-59-2:13)	7-17
2nd	5:44	SC	Lattimore 4-yard run (Wooten kick) (5-41-1:48)	14-17
2nd	0:03	ECU	Womack 8-yard pass from Davis (Barbour kick) (5-29-1:12)	14-24
3rd	12:28	SC	Sanders 3-yard pass from Garcia (Wooten kick) (4-34-1:46)	21-24
3rd	10:40	SC	Garcia 10-yard run (Wooten kick) (2-10-0:14)	28-24
3rd	10:29	SC	Allen 25-yard fumble recovery (Wooten kick)	35-24
3rd	8:35	ECU	Davis 7-yard run (Barbour kick) (9-80-1:54)	35-31
3rd	3:13	SC	Lattimore 1-yard run (Wooten kick) (10-59-5:22)	42-31
4th	10:42	SC	Lattimore 1-yard run (Wooten kick) (4-31-1:21)	49-31
4th	9:46	SC	Sanders 68-yard punt return (Wooten kick)	56-31
4th	2:42	ECU	Lewis 4-yard pass from Davis (Barbour kick failed) (19-72-7:04)	56-37

**Team Statistics**

	<b>ECU</b>	<b>SC</b>
First Downs	21	16
Rushing	8	10
Passing	13	6
Penalty	0	0
Net Yards Rushing	85	220
Rushing Attempts	28	40
Net Yards Passing	260	131
Cmp.-Att.-Int.	37-56-1	10-25-0
Total Offense Yards	345	351
Total Offense Plays	84	65
Fumbles: No.-Lost	5-4	4-4
Penalties: No.-Yards	3-30	8-55
Punts-Yards	6-217	4-127
Avg. Yards Per Punt	36.2	31.8
Punt Returns: No.-Yards	1-0	4-72
Kickoff Returns: No.-Yards	6-129	5-100
Interceptions: No.-Yards	0-0	1-3
Possession Time	29:58	30:02
Third Down Conversions	9-19	6-12
Fourth Down Conversions	2-2	2-2
Red Zone Scores-Chances	5-5	5-6
Sacks By: No.-Yards	1-6	0-0
PAT Kicks	4-5	8-8
Field Goals	1-1	0-0

**Individual Statistics**

**RUSHING: ECU:** Bullock 18-67; Dobson 3-15; Davis 6-13; Team 1-(-10). **SC:** Lattimore 23-112; Garcia 5-56; Shaw 7-26; Ellington 2-18; Carson 2-7; Miles 1-1.

**PASSING: ECU:** Davis 37-56-1-260. **SC:** Garcia 7-15-0-110; Shaw 3-9-0-21; Sanders 0-1-0-0.

**RECEIVING: ECU:** Lewis 13-108; Hardy 11-91; Webster 4-18; Bullock 3-15; Bodenheimer 3-10; Womack 2-14; Harris 1-4. **SC:** A. Jeffery 5-92; Lattimore 3-33; Jones 1-3; Sanders 1-3.

**PUNT RETURNS: ECU:** Lewis 1-0. **SC:** Gilmore 3-4; Sanders 1-68.

**KICKOFF RETURNS: ECU:** Bullock 3-71; Webster 2-34; Hunt 1-24. **SC:** Ellington 2-55; Carson 1-23; Miles 1-14; Sanders 1-8.

**INTERCEPTION RETURNS: ECU:** None. **SC:** Ingram 1-3.



**Game 2**

**#12/12 South Carolina 45, Georgia 42**


**September 10, 2011**  
**Sanford Stadium**  
**Athens, Ga.**  
**92,746**



**ATHENS, GA.**—Twelfth-ranked South Carolina gained an early advantage in the race to repeat as SEC Eastern Division champions with a thrilling 45-42 victory over Georgia on Saturday at Sanford Stadium.

The high-scoring contest went back and forth for most of the night with seven lead changes, but the Gamecocks took the lead for good in the fourth quarter behind Marcus Lattimore. For the second straight year, Lattimore came up big against the Bulldogs, rushing for 176 yards and a touchdown on 24 carries. His 3-yard touchdown run with 3:28 remaining gave the Gamecocks a 38-35 lead they did not relinquish.

The Gamecocks improve to 2-0 on the season and 1-0 in the SEC as they won back-to-back games over Georgia for the first time since the 2000 and 2001 seasons.



With the loss, Georgia (0-2, 0-1) starts a season with two losses for the first time since 1996.

South Carolina built a 10-point lead after Lattimore's late touchdown when freshman defensive end Jadeveon Clowney sacked Georgia quarterback Aaron Murray for a 10-yard loss, knocking the ball loose at the Georgia 5. Defensive end Melvin Ingram picked up the fumble and ran it into the end zone to give the Gamecocks a 45-35 advantage.

The Bulldogs made things interesting with a quick score, as Murray connected with Tavarres King for a 33-yard touchdown pass with 2:15 left to trim Carolina's lead to 45-42, but Ingram recovered the ensuing onside kick to seal the win. The onside recovery was Ingram's third big play of the contest as he also had a 68-yard touchdown run on a fake punt to go along with his fumble recovery for a touchdown.

Georgia opened the scoring with two Blair Walsh first-quarter field goals.

With their offense struggling, the Gamecocks used a career-long 59-yard punt by Joey Scribner-Howard with less than 11 minutes left in the second quarter to pin Georgia at its own 12 to reverse the field position.

The Gamecock defense kept the Bulldogs pinned deep with the help of Clowney's first career sack to force a Georgia punt that gave South Carolina great field position at its own 47.

After driving to the Georgia 34, Stephen Garcia scrambled out of the pocket and fired the ball to Alshon Jeffery in the corner of the end zone for a 34-yard touchdown to give the Gamecocks a 7-6 lead. Jeffery finished the game with five receptions for 85 yards and a touchdown, while Garcia completed 11-of-25 passes for 142 yards, one touchdown and two interceptions.

After the Bulldogs regained a 13-7 lead, the Gamecocks quieted the crowd on the ensuing possession with some trickery on fourth down, lining up for a punt on their own 32-yard-line. The snap went directly to Ingram, who then rumbled down the sideline for a 68-yard score, as the Gamecocks went into halftime with a 14-13 lead.

The Bulldogs regained the lead in the third quarter. However, Georgia's momentum didn't last long, as South Carolina used a pair of huge defensive plays to build an eight-point lead. On the Bulldogs' next possession, Crowell fumbled at the South Carolina 39, and Stephon Gilmore scooped it up and weaved his way 56 yards to the Georgia 5. Two plays later, Garcia ran it in from 8 yards out, as the Gamecocks took a 21-20 lead.

The defense continued to come up big for the Gamecocks. On the ensuing possession, Antonio Allen stepped in front of a Murray pass and raced 25 yards for a score to give South Carolina a 28-20 lead. Allen has scored a defensive touchdown in his last three regular season games.

The Bulldogs answered with a 19-yard touchdown pass from Murray to Michael Bennett and tied the game at 28 with a two-point conversion from Murray to King, but the Gamecocks regained the lead with a career-long 49-yard field goal by Wooten with 8:31 left.

Crowell then pushed Georgia back in front with a 15-yard touchdown run on the next possession, but Lattimore's 3-yard touchdown run at the 3:28 mark gave Carolina the lead for good.

<b>South Carolina</b>	<b>0</b>	<b>14</b>	<b>14</b>	<b>17</b>	<b>45</b>
<b>Georgia</b>	<b>6</b>	<b>7</b>	<b>7</b>	<b>22</b>	<b>42</b>

**Scoring Summary**

1st	5:59	UGA	Walsh 37-yard field goal (6-50-2:23)	0-3
1st	3:09	UGA	Walsh 39-yard field goal (6-21-2:26)	0-6
2nd	6:41	SC	A. Jeffery 34-yard pass from Garcia (Wooten kick) (5-53-2:14)	7-6
2nd	2:53	UGA	Wooten 26-yard pass from Murray (Walsh (7-64-3:38)	7-13
2rd	2:03	SC	Ingram 68-yard run (Wooten kick) (4-71-0:44)	14-13
3rd	6:09	UGA	Crowell 17-yard pass from Murray (Walsh kick) (4-43-1:05)	14-20
3rd	2:39	SC	Garcia 8-yard run (Wooten kick) (2-5-0:52)	21-20
3rd	1:52	SC	Allen 25-yard interception return (Wooten kick)	28-20
4th	12:45	UGA	Bennett 19-yard pass from Murray (King pass from Murray) (9-88-4:02)	28-28
4th	8:31	SC	Wooten 49-yard field goal (10-49-4:14)	31-28
4th	6:28	UGA	Crowell 15-yard run (Walsh kick) (5-37-1:52)	31-35
4th	3:28	SC	Lattimore 3-yard run (Wooten kick) (6-79-2:55)	38-35
4th	3:12	SC	Ingram 5-yard fumble recover (Wooten kick)	45-35
4th	2:15	UGA	King 33-yard pass from Murray (Walsh kick) (4-62-0:52)	45-42

**Team Statistics**

	<b>SC</b>	<b>UGA</b>
First Downs	15	23
Rushing	9	10
Passing	5	12
Penalty	1	1
Net Yards Rushing	253	188
Rushing Attempts	41	38
Net Yards Passing	142	248
Cmp.-Att.-Int.	11-26-2	19-29-1
Total Offense Yards	395	436
Total Offense Plays	67	67
Fumbles: No.-Lost	2-0	4-2
Penalties: No.-Yards	5-47	5-35
Punts-Yards	6-269	4-177
Avg. Yards Per Punt	44.8	44.2
Punt Returns: No.-Yards	1-5	2-32
Kickoff Returns: No.-Yards	3-62	7-184
Interceptions: No.-Yards	1-25	2-0
Possession Time	29:02	30:58
Third Down Conversions	4-14	5-12
Fourth Down Conversions	2-2	0-0
Red Zone Scores-Chances	2-2	4-5
Sacks By: No.-Yards	2-17	1-7
PAT Kicks	6-6	4-4
Field Goals	1-1	2-3

**Individual Statistics**

**RUSHING: SC:** Lattimore 27-176; Ingram 1-68; Garcia 6-11; Carson 1-2; A. Sanders 1-0; Ellington 1-0; Team 4-(-4). **UGA:** Crowell 16-118; Samuel 11-43; Boykin 2-14; Murrah 6-11; King 1-3; Mitchell 1-1; Team 1-(-2).

**PASSING: SC:** Garcia 11-25-2-142; Team 0-1-0-0. **UGA:** Murray 19-29-1-248.

**RECEIVING: SC:** A. Jeffery 5-85; A. Sanders 3-43; Lattimore 2-8; Cunningham 1-6. **UGA:** Mitchell 5-52; Figgins 3-36; Bennett 3-24; Crowell 2-40; King 2-40; Brown 2-22; Wooten 1-26; Samuel 1-8.

**PUNT RETURNS: SC:** A. Sanders 1-5. **UGA:** Smith 2-32.

**KICKOFF RETURNS: SC:** Ellington 3-62. **UGA:** Boykin 7-184.

**INTERCEPTION RETURNS: SC:** Allen 1-25. **UGA:** Rambo 1-0; Boykin 1-0.



**Game 3**

**#10/11 South Carolina 24, Navy 21**



**September 17, 2011**  
**Williams-Brice Stadium**  
**Columbia, S.C.**  
**78,807**



**COLUMBIA, S.C.**—Sophomore running back Marcus Lattimore rushed for a career-high 246 yards and three touchdowns to lead 10th-ranked South Carolina to a 24-21 victory over Navy.

Lattimore's 246 yards is the fourth best rushing performance in school history, while the three touchdowns ties his career-high. With the win, the Gamecocks improve to 3-0 for the third time under head coach Steve Spurrier, who moved to 43-0 all-time against schools outside of the BCS automatic qualifying conferences.

"Obviously, Marcus had a tremendous game," Spurrier said. "We figured the best way to try to win the game was to just hand it to him and keep blocking."

Navy drops to 2-1, as it squandered a lead heading into the fourth quarter for the first time under head coach Ken Niumatalolo.

After a touchdown by Alex Teich gave Navy a 21-17 lead at the 3:35 mark of the third quarter, South Carolina turned to Lattimore on the game-winning drive. The Duncan, S.C., native touched the ball 11 times, including 10 rushes, for 59 yards on the drive as he capped it off with a 7-yard touchdown run with 12:45 remaining. The score moved Lattimore into sole possession of sixth place on South Carolina's career touchdowns list with 24.

The Gamecock defense sealed the win by stopping Navy on its next two possessions. After forcing a three-and-out on the Midshipmen's first possession, senior Spur Antonio Allen intercepted a Kriss Proctor pass at the South Carolina 45 at the 4:34 mark to end Navy's final drive.

South Carolina had a stellar outing on offense, outgaining Navy 458-335 in total offense. The Gamecocks piled up 254 yards on the ground behind Lattimore's career performance, while the Midshipmen finished the contest with 274 yards on the ground. Teich led the way for Navy with 93 yards and a touchdown on 15 carries, and Proctor added 68 yards and a score in the loss.

Allen led the Gamecock defense with 10 tackles and the game-winning interception, while Devin Taylor and Melvin Ingram added nine and eight stops, respectively.

Brye French tallied 13 tackles and a sack to lead the Midshipmen, and Tra'Ves Bush added 12 tackles.

Navy struck first on its second possession of the night. Gee Gee Greene broke loose for a 30-yard gain down to the South Carolina 35. Two plays later, John Howell gave the Midshipmen the early lead with a 27-yard touchdown scamper at the 7:43 mark of the first quarter.

The Gamecocks answered on the ensuing possession with a seven-play, 71 yard scoring drive. Lattimore carried the ball five times for 50 yards on the drive, including a 6-yard touchdown run, as South Carolina tied the game at 7, marking the first time the Gamecocks have scored in the first quarter this season.

The Midshipmen methodically marched back down the field to regain the lead with a 12-play, 77-yard drive that ate up nearly six minutes of the clock. Proctor capped the drive with a 6-yard touchdown run, as Navy took a 14-7 lead with 13:50 left in the half.

South Carolina responded once again with a 10-play, 80-yard scoring drive to knot the game at 14, as Lattimore found the end zone from 5 yards out to finish off the drive.

The Gamecocks took a 17-14 lead into the locker room after Jay Wooten drilled a 48-yard field goal on the last play of the half.

South Carolina seemed to be on its way to taking control of the game to start the third quarter, driving the ball from its own 6 down to the Navy 18, but Kwesi Mitchell intercepted Stephen Garcia at the Navy 2 to halt the drive.

The Midshipmen took advantage of the turnover, going 91 yards to regain a 21-17 lead on Teich's 2-yard touchdown run, but Lattimore and the Gamecocks answered to take the lead for good with their 15-play scoring drive.



<b>Navy</b>	<b>7</b>	<b>7</b>	<b>7</b>	<b>0</b>	<b>21</b>
<b>South Carolina</b>	<b>7</b>	<b>10</b>	<b>0</b>	<b>7</b>	<b>24</b>

**Scoring Summary**

1st	7:43	NAVY	Howell 27-yard run (Teague kick) (4-65-1:40)	0-7
1st	4:47	SC	Lattimore 6-yard run (Wooten kick) (7-71-2:56)	7-7
2nd	13:50	NAVY	Proctor 5-yard run (Teague kick) (12-77-5:57)	7-14
2nd	8:05	SC	Lattimore 5-yard run (Wooten kick) (10-80-5:45)	14-14
2nd	0:00	SC	Wooten 48-yard field goal (10-32-3:34)	17-14
3rd	3:35	NAVY	Teich 2-yard run (Teague kick) (11-91-6:10)	17-21
4th	12:45	SC	Lattimore 7-yard (Wooten kick) (15-79-5:50)	24-21

**Team Statistics**

	<b>NAVY</b>	<b>SC</b>
First Downs	15	27
Rushing	12	16
Passing	3	11
Penalty	0	0
Net Yards Rushing	274	254
Rushing Attempts	47	44
Net Yards Passing	61	204
Cmp.-Att.-Int.	5-9-1	18-25-1
Total Offense Yards	335	458
Total Offense Plays	56	69
Fumbles: No.-Lost	1-0	2-0
Penalties: No.-Yards	3-15	5-33
Punts-Yards	2-60	0-0
Avg. Yards Per Punt	30.0	0.0
Punt Returns: No.-Yards	0-0	0-0
Kickoff Returns: No.-Yards	4-74	3-53
Interceptions: No.-Yards	1-7	1-0
Possession Time	28:45	31:15
Third Down Conversions	9-14	5-9
Fourth Down Conversions	1-3	2-4
Red Zone Scores-Chances	2-2	3-5
Sacks By: No.-Yards	2-5	0-0
PAT Kicks	3-3	3-3
Field Goals	0-0	1-1

**Individual Statistics**

**RUSHING: Navy:** Teich 15-93; Proctor 17-68; Greene 6-59; Howel 4-32; Snelson 2-15; Staten 2-4; Diggs 1-3. **SC:** Lattimore 37-246; Garcia 6-10; Team 1-(-2).

**PASSING: Navy:** Proctor 5-9-1-61. **SC:** Garcia 18-25-1-204.

**RECEIVING: Navy:** Snelson 1-33; Aiken 1-16; Andrews 1-8; O'Boyle 1-2; Teich 1-2. **SC:** Barnes 4-48; Lattimore 4-25; Jones 3-52; Cunningham 3-34; A. Jeffery 2-35; Ellington 1-7; A. Sanders 1-3.

**PUNT RETURNS: Navy:** None. **SC:** None.

**KICKOFF RETURNS: Navy:** Thomas 4-74. **SC:** Ellington 2-36; Gilmore 1-17.

**INTERCEPTION RETURNS: Navy:** Mitchell 1-7. **SC:** Allen 1-0.



**Game 4**

**#12/10 South Carolina 21, Vanderbilt 3**



**September 24, 2011**  
**Williams-Brice Stadium**  
**Columbia, S.C.**  
**77,015**



<b>Vanderbilt</b>	<b>3</b>	<b>0</b>	<b>0</b>	<b>0</b>	<b>3</b>
<b>South Carolina</b>	<b>0</b>	<b>14</b>	<b>7</b>	<b>0</b>	<b>21</b>

**Scoring Summary**

1st	1:43	VU	Spear 33-yard field goal (4-6-1:26)	0-3
2nd	11:59	SC	Ingram fumble recovery in end zone (Wooten kick)	7-3
2nd	0:13	SC	Lattimore 52-yard pass from Garcia (Wooten kick) (2-57-0:33)	14-3
3rd	7:46	SC	Lattimore 22-yard run (Wooten kick) (11-83-4:53)	21-3

**Team Statistics**

	<b>VU</b>	<b>SC</b>
First Downs	5	17
Rushing	3	7
Passing	1	8
Penalty	1	2
Net Yards Rushing	4	131
Rushing Attempts	25	40
Net Yards Passing	73	236
Cmp.-Att.-Int.	16-23-1	17-32-4
Total Offense Yards	77	367
Total Offense Plays	48	72
Fumbles: No.-Lost	3-2	6-0
Penalties: No.-Yards	7-79	9-67
Punts-Yards	9-372	3-139
Avg. Yards Per Punt	41.3	46.3
Punt Returns: No.-Yards	2-12	5-27
Kickoff Returns: No.-Yards	4-87	2-52
Interceptions: No.-Yards	4-49	1-0
Possession Time	25:52	34:08
Third Down Conversions	1-14	10-19
Fourth Down Conversions	1-1	0-2
Red Zone Scores-Chances	1-1	0-1
Sacks By: No.-Yards	0-0	6-42
PAT Kicks	0-0	3-3
Field Goals	1-1	0-1

**Individual Statistics**

**RUSHING: VU:** Stacy 7-18; Seymour 7-14; Rodgers 1-4; Team 1-(-2); Smith 9-(-30). **SC:** Lattimore 20-77; Garcia 7-32; Wilds 3-22; Shaw 2-14; Baker 3-3; Thompson 1-1; Team 2-(-6); Ellington 2-(-12).

**PASSING: VU:** Smith 12-16-1-44; Rodgers 4-7-0-29. **SC:** Garcia 16-30-4-228.

**RECEIVING: VU:** Krause 9-55; Tate 2-8; Stacy 2-(-10); Seymour 1-7; Lassing 1-7; Matthews 1-6. **SC:** A. Sanders 4-75; Lattimore 3-73; A. Jeffery 2-34; Anderson 2-21; Wilds 2-7; Ellington 1-8; D. Smith 1-8; Moore 1-5; Cunningham 1-5.

**PUNT RETURNS: VU:** Krause 2-12. **SC:** A. Sanders 5-27.

**KICKOFF RETURNS: VU:** Hal 4-87. **SC:** Ellington 2-52.

**INTERCEPTION RETURNS: VU:** Hayward 2-24; Marve 1-19; Hal 1-0. **SC:** Gilmore 1-0.

**COLUMBIA, S.C.**—No. 12/10 South Carolina used a dominant effort from its defense to defeat Vanderbilt, 21-3, on Saturday night at Williams-Brice Stadium.

The Gamecocks held the Commodores to just 77 yards of offense (73 passing, four rushing), forced three turnovers and recorded six sacks in their best defensive performance of the season.

"Our defense came to play to-night," South Carolina head coach Steve Spurrier said. "That was by far our best game of the year. Basically had a shutout and really limited (Vanderbilt) to not much at all. Obviously, our defense was the big reason we won the game."

With the win, South Carolina improves to 4-0 for the first time since 2001 and 2-0 in the Southeastern Conference. Vanderbilt drops to 3-1 on the season and 1-1 in the conference.

Senior defensive end Melvin Ingram and freshman defensive end Jadeveon Clowney recorded four tackles apiece to lead the Gamecocks. Ingram tallied three tackles for loss, including two sacks, and recovered a fumble in the end zone for a touchdown, which was his third score of the year. Clowney finished with two sacks, both of which resulted in fumbles. Senior Spur Antonio Allen also had four tackles and his third fumble recovery of the season.

South Carolina gained 367 yards on the night, with 236 through the air and 131 on the ground. Sophomore running back Marcus Lattimore rushed for 77 yards and a score and had 73 yards receiving and a touchdown to carry the offense.

Senior quarterback Stephen Garcia completed 16-of-30 passes for 228 yards with one touchdown and four interceptions. Ace Sanders had four receptions for 75 yards, and Alshon Jeffery added two receptions for 34 yards in the win. Jeffery passed Sterling Sharpe for second on the all-time receiving yards list at South Carolina with 2,526 yards in his career. He needs 255 yards to pass Kenny McKinley as the all-time leader.

After Vanderbilt grabbed a 3-0 first-quarter lead on a 33-yard field goal by Carey Spear, South Carolina turned to its defense for a spark in the second stanza.


On third and 7 from the Vanderbilt 39, Commodore quarterback Larry Smith dropped back to pass, but Clowney burst into the backfield and stripped the ball. Allen scooped up the fumble and returned it 20 yards before Vanderbilt's Wesley Tate punched the ball loose into the end zone, where Ingram fell on it for the Gamecock touchdown. Jay Wooten's extra point gave the Gamecocks a 7-3 lead with 11:59 left in the half.

"Melvin was on the spot there, no question about it, on the fumble recovery," Spurrier said. "He seems to be around the ball, and Antonio was around the ball. Those two guys combined for that play. It's sort of neat because they're the ones making the plays all year."

The Gamecocks went into the locker room with a 14-3 lead after executing their two-minute offense to perfection with 46 seconds left in the half, needing just two plays to find the end zone. On second and 5 from the Gamecock 48, Garcia found Lattimore on short pass, and Lattimore broke through a tackle and weaved his way down the field for a 52-yard touchdown reception.

South Carolina continued its solid defensive play to start the second half, forcing a three-and-out on the opening possession. The Gamecock offense then helped put the game out of reach with an 11-play, 83-yard scoring drive capped by a 22-yard touchdown run by Lattimore, giving South Carolina a 21-3 advantage with 7:46 left in the third quarter.

The Gamecocks shut down the Commodore offense the remainder of the game, allowing just seven yards the rest of the way to seal the win.





**Game 5**

**Auburn 16, #10/9 South Carolina 13**



**October 1, 2011**  
**Williams-Brice Stadium**  
**Columbia, S.C.**  
**81,767**



**COLUMBIA, S.C.**—Auburn's Philip Lutzenkirchen hauled in a 9-yard touchdown pass from Barrett Trotter with 1:38 left in the fourth quarter to lift the Tigers to a 16-13 victory over No. 10/9 South Carolina on Saturday at Williams-Brice Stadium.

The Gamecocks attempted to drive the field for a game-tying field goal after Auburn's go-ahead touchdown, but time expired after Stephen Garcia completed a 12-yard pass to Bruce Ellington down to the Auburn 30-yard line.

"We're not heartbroken," South Carolina head coach Steve Spurrier said. "We haven't played well enough to expect to win. We lost to this team last year and still came back and won the Eastern Division. If we can regroup somehow offensively, we're going to be okay."

With the loss, South Carolina falls to 4-1 on the season and 2-1 in the SEC. Auburn improves to 4-1 overall and 2-0 in conference play.

South Carolina led for a majority of the second half after sophomore running back Marcus Lattimore's 15-yard touchdown run at the 5:58 mark of the third quarter gave the Gamecocks a 13-9 lead.

But the Tigers, who ran 92 plays on offense and held the ball for nearly 36 minutes, used a 12-play, 57-yard scoring drive capped by Lutzenkirchen's 9-yard touchdown reception to win the game.


Lattimore finished with 66 yards and a touchdown on 17 carries. With the score, Lattimore moved to No. 3 on South Carolina's career touchdowns list with 29 and into a tie for fifth on the career rushing touchdowns list with 26. Alshon Jeffery grabbed five passes for 86 yards and a score for the Gamecocks, while Garcia connected on 9-of-23 pass attempts for 160 yards, a touchdown and two interceptions.

Sophomore running back Michael Dyer had a stellar performance to lead Auburn, rushing for a game-high 141 yards and a touchdown on a school-record 41 carries. Onterio McCalebb and Kiehl Frazier added 58 and 48 yards on the ground, respectively. Trotter was 12-of-23 for 112 yards, one touchdown and two interceptions.

The defenses combined to force eight turnovers in the contest. Senior Spur Antonio Allen recorded 13 stops, including three for a loss, and one interception for the Gamecocks, while Melvin Ingram tallied 11 tackles, 3.5 sacks and an interception. Ingram is now the SEC's active career leader in sacks and is No. 4 on South Carolina's all-time sacks list. Reginald Bowens also had 11 tackles for South Carolina.

"Our defensive team had a heck of a game, but (Auburn) made some third downs on us there at the end," Spurrier said. "Give Auburn credit. They played pretty well."

Demetruce McNeal finished with eight tackles and an interception to lead Auburn.



<b>Auburn</b>	<b>3</b>	<b>6</b>	<b>0</b>	<b>7</b>	<b>16</b>
<b>South Carolina</b>	<b>6</b>	<b>0</b>	<b>7</b>	<b>0</b>	<b>13</b>

**Scoring Summary**

1st	10:12	AU	Parkey 21-yard field goal (10-47-3:04)	0-3
1st	6:57	SC	A. Jeffery 50-yard pass from Garcia (Wooten kick blocked) (4-69-1:51)	6-3
2nd	14:22	AU	Dyer 1-yard run (Parkey kick failed) (11-75-3:18)	6-9
3rd	5:58	SC	Lattimore 15-yard run (Wooten kick) (2-50-0:46)	13-9
4th	1:38	AU	Lutzenkirchen 9-yard pass from Trotter (Parkey kick) (12-57-3:49)	13-16

**Team Statistics**

	<b>AU</b>	<b>SC</b>
First Downs	22	13
Rushing	15	7
Passing	7	5
Penalty	0	1
Net Yards Rushing	246	129
Rushing Attempts	67	29
Net Yards Passing	112	160
Cmp.-Att.-Int.	12-25-4	9-23-2
Total Offense Yards	358	289
Total Offense Plays	92	52
Fumbles: No.-Lost	0-0	3-2
Penalties: No.-Yards	5-55	7-55
Punts-Yards	7-265	7-291
Avg. Yards Per Punt	37.9	41.6
Punt Returns: No.-Yards	3-26	0-0
Kickoff Returns: No.-Yards	3-60	1-26
Interceptions: No.-Yards	2-20	4-36
Possession Time	35:47	24:13
Third Down Conversions	11-22	2-10
Fourth Down Conversions	0-1	1-1
Red Zone Scores-Chances	3-5	1-1
Sacks By: No.-Yards	3-9	5-23
PAT Kicks	1-2	1-2
Field Goals	1-1	0-0

**Individual Statistics**

**RUSHING: AU:** Dyer 41-141; McCalebb 9-58; Frazier 9-48; Trotter 8-(-1). **SC:** Lattimore 17-66; Garcia 10-62; Byrd 1-2; Ellington 1-(-1).

**PASSING: AU:** Trotter 12-23-2-112; White 0-1-1-0; Uzomah 0-1-1-0; Frazier 0-0-0-0. **SC:** Garcia.9-23-2-160.

**RECEIVING: AU:** McCalebb 3-33; Blake 3-16; Wisner 1-20; Benton 1-15; Lutzenkirchen 1-9; Carr 1-7; Dyer 1-6; Bray 1-6. **SC:** A. Jeffery 5-86; Ellington 3-60; Wilds 1-14.

**PUNT RETURNS: AU:** Bray 3-26. **SC:** None.

**KICKOFF RETURNS: AU:** Bray 2-41; Mason 1-19. **SC:** Gilmore 1-26.

**INTERCEPTION RETURNS: AU:** Thorpe 1-20; McNeal 1-0. **SC:** Whitlock 2-12; Allen 1-19; Ingram 1-5.



**Game 6**

**#18/14 South Carolina 54, Kentucky 3**



**October 8, 2011**  
**Williams-Brice Stadium**  
**Columbia, S.C.**  
**75,838**



**COLUMBIA, S.C.**—Sophomore quarterback Connor Shaw threw for a career-high 311 yards and four touchdowns to lead No. 18/14 South Carolina to a convincing 54-3 victory over Kentucky on Saturday afternoon at Williams-Brice Stadium.

Shaw completed 26-of-39 passes and added 42 yards rushing to help the Gamecocks (5-1, 3-1 SEC) amass 639 yards of total offense, their most since Oct. 20, 2001 against Vanderbilt (656).

"He was ready to play," South Carolina head coach Steve Spurrier said of Shaw, who became the first South Carolina quarterback to throw for four touchdowns in a game since Blake Mitchell had four against Middle Tennessee State on Nov. 18, 2006. "Connor has been here for two years.

He practiced well this week. He was sharper in practice than he was today. We had a lot of good plays called, and he threw them perfectly."

South Carolina racked up 288 yards on the ground led by sophomore running back Marcus Lattimore, who rushed for 102 yards on 22 carries. Lattimore has now rushed for 100 yards eight times in his career. Bruce Ellington added a 61-yard touchdown run. Junior Alshon Jeffery hauled in six passes for 95 yards and two scores, while sophomore Ace Sanders added 53 yards receiving and junior Justice Cunningham had 46 yards and a touchdown.

South Carolina's defense was also dominant, holding the Wildcats (2-4, 0-3) to just 96 yards of offense (17 passing, 79 rushing) and forcing six turnovers. It marked the second time this season the Gamecocks have held a SEC opponent below 100 yards, as they accomplished the feat against Vanderbilt (77 yards) on Sept. 24. The Gamecocks have forced 10 turnovers in their last two outings.

Junior D.J. Swearinger, freshman Victor Hampton, junior Stephon Gilmore and senior C.C. Whitlock each had an interception to lead the Gamecocks, who have 12 interceptions this year.

The defense set the tone early after Kentucky recovered a South Carolina fumble on the opening kickoff at the Gamecock 26-yard line, holding the Wildcats to a 28-yard field goal by Craig McIntosh.

Shaw then guided the offense down the field to give the Gamecocks a lead they did not relinquish. Shaw completed a 46-yard pass to Rory Anderson to set South Carolina up at the Kentucky 20. On the next play, he found Jeffery for a 20-yard touchdown strike to give the Gamecocks a 7-3 advantage with 9:16 left in the first quarter.

South Carolina pushed its lead to 13-3 early in the second quarter, as Shaw found Cunningham for an 11-yard touchdown pass, capping a seven-play, 55-yard drive.


Shaw and Jeffery connected once again for a 24-yard touchdown pass midway through the second quarter to give the Gamecocks a 20-3 lead heading into the locker room. The touchdown reception moved Jeffery into a tie for second place on the Gamecocks' career receiving touchdowns list with 19, tying Robert Brooks, Jermale Kelly and Kenny McKinley.

Shaw threw for his fourth touchdowns on the afternoon on South Carolina's first drive of the third quarter, finding Nick Jones wide-open for a 25-yard scoring strike to give the Gamecocks a 27-3 lead at the 8:46 mark.

After Jay Wooten made field goal attempts of 48 and 42 yards to push the Gamecocks' lead to 33-3, Ellington put an exclamation point on the win with a 61-yard touchdown run with 10:34 left in the fourth quarter.

The Gamecocks added two more scores late in the contest, as junior D.L. Moore caught a 7-yard touchdown pass from sophomore Andrew Clifford and freshman Dylan Thompson scored on an 8-yard run.

Morgan Newton had 54 yards rushing on 14 carries to lead the Wildcats but he completed just 4-of-21 passes for 17 yards.



<b>Kentucky</b>	<b>3</b>	<b>0</b>	<b>0</b>	<b>0</b>	<b>3</b>
<b>South Carolina</b>	<b>7</b>	<b>13</b>	<b>13</b>	<b>21</b>	<b>54</b>

**Scoring Summary**

1st	11:58	UK	McIntosh 28-yard field goal (6-15-2:54)	0-3
1st	9:16	SC	A. Jeffery 20-yard pass from Shaw (Wooten kick) (7-80-2:42)	7-3
2nd	11:23	SC	Cunningham 11-yard pass from Shaw (Wooten kick blocked) (7-55-2:27)	13-3
2nd	7:43	SC	A. Jeffery 24-yard pass from Shaw (Wooten kick) (5-79-2:02)	20-3
3rd	8:46	SC	Jones 25-yard pass from Shaw (Wooten kick) (11-78-5:13)	27-3
3rd	1:43	SC	Wooten 48-yard field goal (12-48-5:27)	30-3
3rd	0:00	SC	Wooten 42-yard field goal (4-3-1:30)	33-3
4th	10:34	SC	Ellington 61-yard run (Wooten kick) (1-61-0:12)	40-3
4th	7:00	SC	Moore 7-yard pass from Clifford (Wooten kick) (6-32-2:08)	47-3
4th	0:08	SC	Thompson 8-yard run (Wooten kick) (10-76-3:30)	54-3

**Team Statistics**

	<b>UK</b>	<b>SC</b>
First Downs	6	32
Rushing	5	17
Passing	1	14
Penalty	0	1
Net Yards Rushing	79	288
Rushing Attempts	27	48
Net Yards Passing	17	351
Cmp.-Att.-Int.	4-26-4	30-43-0
Total Offense Yards	96	639
Total Offense Plays	53	91
Fumbles: No.-Lost	2-2	2-1
Penalties: No.-Yards	3-25	7-45
Punts-Yards	9-398	5-200
Avg. Yards Per Punt	44.2	40.0
Punt Returns: No.-Yards	1-(-2)	5-11
Kickoff Returns: No.-Yards	9-139	1-22
Interceptions: No.-Yards	0-0	4-(-9)
Possession Time	21:23	38:37
Third Down Conversions	2-13	9-18
Fourth Down Conversions	0-0	1-2
Red Zone Scores-Chances	1-1	4-5
Sacks By: No.-Yards	3-20	0-0
PAT Kicks	0-0	6-7
Field Goals	1-1	2-3

**Individual Statistics**

**RUSHING: UK:** Newton 14-54; Clemson 4-10; Sanders 4-8; George 4-6; Roark 1-1. **SC:** Lattimore 22-102; Ellington 1-61; Wilds 5-45; Shaw 15-42; Byrd 1-21; Thompson 3-11; Clifford 1-6.

**PASSING: UK:** Newton 4-21-1-17; Smith 0-3-2-0; Clemons 0-1-1; Roark 0-1-0-0. **SC:** C. Shaw 26-39-0-311; Thompson 2-2-0-17; Clifford 2-2-0-23.

**RECEIVING: UK:** King 1-8; Roark 1-7; Clemons 1-4; Sandes 1-(-2). **SC:** A. Jeffery 6-95; A. Sanders 5-53; Cunningham 4-46; Lattimore 4-14; Ellington 3-22; Jones 2-35; D.L. Moore 2-17; Anderson 1-46; Byrd 1-16; Smith 1-7.

**PUNT RETURNS: UK:** Burden 1-(-2). **SC:** A. Sanders 4-8; Gilmore 1-3.

**KICKOFF RETURNS: UK:** Bailey 6-102; Hall 1-20; Warren 1-11; Robinson 1-6. **SC:** Ellington 1-22.

**INTERCEPTION RETURNS: UK:** None. **SC:** Whitlock 1-4; Hampton 1-0; Swearinger 1-0; Gilmore 1-(-13).



**Game 7**

**#15/13 South Carolina 14, Miss. State 12**



**October 15, 2011**  
**Davis Wade Stadium**  
**Starkville, Miss.**  
**55,418**



**STARKVILLE, MISS.**—Junior wide receiver Alshon Jeffery hauled in a 4-yard pass from sophomore quarterback Connor Shaw for the game-winning touchdown with 3:50 remaining to lift No. 15/13 South Carolina to a 14-12 comeback win over Mississippi State on Saturday afternoon at Scott Field.

The Gamecocks trailed 10-7 with 9:50 left in the fourth quarter but they put together a 12-play, 79-yard scoring drive to take their first lead of the contest on Jeffery's touchdown reception. Jeffery outleaped two defenders to come down with the reception, which moved him into sole possession second place on the school's all-time list for touchdown receptions with 20, trailing only Sidney Rice's (2005-06) 23.

"It was a struggle. We had a bunch of bad plays, but somehow or another Conner (Shaw) found Alshon (Jeffery) on the jump ball," said head coach Steve Spurrier, who collected his 50th win at the helm of the South Carolina program on Saturday. "We had been trying to get the jump ball thrown all day and he finally threw it perfect instead of out of the ballpark like the earlier one."

Junior defensive back D.J. Swearinger sealed the win by intercepting a pass from Mississippi State quarterback Tyler Russell on the ensuing possession.

With the win, the Gamecocks (6-1, 4-1 SEC) become bowl eligible for the eighth straight year. It is also South Carolina's fifth straight true road win, which is a school record.

Shaw shook off two interceptions to complete 20-of-28 passes for 155 yards and a touchdown. The Flowery Branch, Ga., native also added 28 yards on the ground. Freshman Bruce Ellington played a key role in the offensive scheme as he rushed for 25 yards, completed 2-of-3 passes for 24 yards and caught four passes for 32 yards.

Sophomore running back Marcus Lattimore, who left the game in the fourth quarter with an injury, had 17 carries for 39 yards and a touchdown. Lattimore now has 30 career touchdowns and is just three shy of the school record of 33 set by George Rogers (1977-80) and Harold Green (1986-89). He also moved into 14th all-time in school history in rushing yards with 2,015, becoming just the 15th player in school history to surpass the 2,000-yard mark.

The Gamecock defense held the Bulldogs to 296 yards of offense on the day led by a career-high 12 tackles from Swearinger. Senior spur Antonio Allen added 10 stops, including one for a loss.


The Bulldogs (3-4, 0-4) struck first with a 10-play, 69-yard scoring drive. Russell found Chris Smith across the middle for a 19-yard scoring strike to cap the drive, giving Mississippi State a 7-0 lead at the 1:09 mark of the first quarter.

The Gamecocks answered in the second quarter with a 13-play, 80-yard drive, with Ellington and Lattimore doing a majority of the damage. Ellington caught three passes for 24 yards, rushed one time for three yards and threw a 16-yard pass to Lattimore. Lattimore also had three rushes for 18 yards, including a 4-yard touchdown run to end the drive and knot the game at 7-7.

South Carolina threatened to take the lead less than two minutes later after Reginald Bowers intercepted a Russell pass and returned it 19 yards to the Bulldog 11-yard line. But Mississippi State returned the favor, as Johnthan Banks intercepted a Shaw pass in the end zone, leaving the contest tied at 7-7 at the half.

After a scoreless third quarter, Mississippi State regained the lead on a 22-yard field goal by Derek DePasquale with 9:50 remaining, but the Gamecocks responded with the game-winning drive capped by Jeffery's 4-yard touchdown reception from Shaw.

Russell completed 11-of-29 passes for 165 yards with one touchdown and two interceptions, while Vick Ballard added 67 yards rushing on 20 carries for the Bulldogs.



<b>South Carolina</b>	<b>0</b>	<b>7</b>	<b>0</b>	<b>7</b>	<b>14</b>
<b>Mississippi State</b>	<b>7</b>	<b>0</b>	<b>0</b>	<b>5</b>	<b>12</b>

**Scoring Summary**

1st	1:09	MSU	Smith 19-yard pass from Russell (DePasquale kick) (10-69-4:19)	0-7
2nd	6:21	SC	Lattimore 4-yard run (Wooten kick) (13-80-4:34)	7-7
4th	9:50	MSU	DePasquale 22-yard field goal (12-70-3:15)	7-10
4th	3:50	SC	A. Jeffery 4-yard pass from C. Shaw (Wooten kick) (12-79-5:54)	14-10
4th	0:00	MSU	Team safety	14-12

**Team Statistics**

	<b>SC</b>	<b>MSU</b>
First Downs	18	18
Rushing	11	7
Passing	7	9
Penalty	0	2
Net Yards Rushing	110	131
Rushing Attempts	43	37
Net Yards Passing	179	165
Cmp.-Att.-Int.	22-32-2	11-30-2
Total Offense Yards	289	296
Total Offense Plays	75	67
Fumbles: No.-Lost	0-0	2-0
Penalties: No.-Yards	4-34	1-7
Punts-Yards	6-230	5-225
Avg. Yards Per Punt	38.3	45.0
Punt Returns: No.-Yards	1-11	2-8
Kickoff Returns: No.-Yards	2-33	3-57
Interceptions: No.-Yards	2-19	2-27
Possession Time	32:34	27:26
Third Down Conversions	3-15	7-16
Fourth Down Conversions	3-5	0-0
Red Zone Scores-Chances	2-3	2-2
Sacks By: No.-Yards	2-7	3-14
PAT Kicks	2-2	1-1
Field Goals	0-0	1-3

**Individual Statistics**

**RUSHING: SC:** Lattimore 17-39; C. Shaw 16-28; Ellington 4-25; Byrd 1-10; Wilds 5-8. **MSU:** Ballard 20-67; Perkins 9-46; Russell 8-18.

**PASSING: SC:** C. Shaw 20-28-2-155; Ellington 2-3-0-24; Team 0-1-0-0. **MSU:** Russell 11-29-2-165; Favre 0-1-0-0.

**RECEIVING: SC:** A. Jeffery 5-24; Jones 4-45; Ellington 4-32; Lattimore 3-29; A. Sanders 2-25; Moore 2-14; Cunningham 2-10. **MSU:** Clark 4-54; Smith 3-34; Johnson 2-51; Bumphis 2-26.

**PUNT RETURNS: SC:** A. Sanders 1-11. **MSU:** Bumphis 1-5; Banks 1-3.

**KICKOFF RETURNS: SC:** Ellington 1-17; Swearinger 1-16. **MSU:** Lewis 3-57.

**INTERCEPTION RETURNS: SC:** Bowers 1-19; Swearinger 1-0. **MSU:** Whitley 1-27; Banks 1-0.



**Game 8**

**#14/14 South Carolina 14, Tennessee 3**



**October 29, 2011**  
**Neyland Stadium**  
**Knoxville, Tenn.**  
**96,655**



**KNOXVILLE, TENN.**—South Carolina freshman tailback Brandon Wilds rushed for a career-high 137 yards on 28 carries in his first career start and the Gamecock defense limited Tennessee to just 186 total yards as the BCS No. 13 Gamecocks defeated the Volunteers 14-3 on Saturday evening at Neyland Stadium.

Carolina's defense was stellar the entire night and picked off Tennessee starting quarterback Justin Worley twice inside the red zone.

With a 7-3 lead in the third quarter and after a D.J. Swearinger interception on the South Carolina two-yard line, the Gamecocks put together the squad's longest drive of the season taking up 11:35 on the clock with 20 plays for 98 yards, capped off by a five-yard touchdown run by Connor Shaw that gave Carolina (7-1, 5-1 SEC) an 11-point cushion. The drive featured 51 rushing yards by Wilds along with 33 yards on the ground by Shaw and a combined three completed passes by Shaw to Alshon Jeffery and Nick Jones. The drive is the third longest drive under Steve Spurrier by yards and is the longest scoring drive by time of possession.

The Volunteers (3-5, 0-5) looked to rally in the fourth quarter after a fumble by Wilds gave the Volunteers possession at the Gamecock 27-yard line. But Carolina's defense answered on the next play with a turnover as Stephon Gilmore picked off Worley in the end zone to give the ball back to the Gamecocks.

South Carolina finished the evening with 318 total yards including with 231 of those on the ground. Along with the 137 yards by Wilds, quarterback Connor Shaw rushed 16 times for 64 yards to pace the Gamecock offense. Shaw was 10-for-18 in the air for 87 passing yards along with a touchdown. He improves to 4-0 as the Gamecocks' starting QB, making him just the third quarterback in Carolina in the last 40 years to start his career with four straight wins.

His counterpart, Worley, struggled most the evening and was just 10-of-26 for 105 yards including two interceptions. Carolina's defense also dominated the line of scrimmage against the Tennessee offensive line limiting the Volunteers to only 35 net yards rushing for the contest. DeVonte Holloman led the Carolina defense with eight tackles. Swearinger also finished with six stops and an interception.

After the Gamecocks halted the first drive of the game by Tennessee, a fumbled punt return by Gamecock sophomore Ace Sanders on the South Carolina 18-yard line led to an early field goal for the Volunteers. The Gamecock defense was able to hold Tennessee to three points on the drive though as the Volunteers failed from first and goal at the six to convert a touchdown and settled for a Michael Palardy 22-yard field goal with 11:03 remaining in the first quarter.

Trailing 3-0 in the second quarter, the Gamecocks made their move converting on a 4th and 1 from the Tennessee 23-yard line with a touchdown pass from Shaw to Rory Anderson that put South Carolina ahead 7-3 with 7:43 to go in the second quarter.

The Gamecock defense then came up with a key stop in the following drive by Tennessee as on a 4th and 1 on the South Carolina 43-yard line, the defense held Worley to no gain on the quarterback sneak allowing the Gamecocks to maintain a four-point lead entering halftime.

The teams traded turnovers on their opening drives to start the second half. In Tennessee territory, Shaw was picked off by Tennessee defensive back Prentiss Waggner, who returned the interception all the way down to the South Carolina three-yard line before being tackled by Cody Gibson. That tackle by Gibson would be huge as South Carolina responded as Swearinger eyed Worley the whole way on second down from the five and came away with an interception to give the ball back to the Garnet & Black on the Carolina two-yard line setting up the Gamecocks' key drive of the game. The interception for Swearinger was his third of the season including the second straight game he has picked off an opponent in the red zone.



<b>South Carolina</b>	<b>0</b>	<b>7</b>	<b>7</b>	<b>0</b>	<b>14</b>
<b>Tennessee</b>	<b>3</b>	<b>0</b>	<b>0</b>	<b>0</b>	<b>3</b>

**Scoring Summary**

1st	11:03	UT	Palardy 22-yard field goal (7-14-2:20)	0-3
2nd	7:43	SC	Anderson 23-yard pass from C. Shaw (Wooten kick) (5-44-1:53)	7-3
3rd	0:47	SC	C. Shaw 5-yard run (Wooten kick) (20-98-11:35)	14-3

**Team Statistics**

	<b>SC</b>	<b>UT</b>
First Downs	20	10
Rushing	15	4
Passing	4	6
Penalty	1	0
Net Yards Rushing	231	35
Rushing Attempts	53	21
Net Yards Passing	87	151
Cmp.-Att.-Int.	10-18-1	15-38-2
Total Offense Yards	318	186
Total Offense Plays	71	59
Fumbles: No.-Lost	2-2	0-0
Penalties: No.-Yards	4-35	7-43
Punts-Yards	5-169	5-180
Avg. Yards Per Punt	33.8	36.0
Punt Returns: No.-Yards	1-3	0-0
Kickoff Returns: No.-Yards	1-23	3-88
Interceptions: No.-Yards	2-0	1-54
Possession Time	36:18	23:42
Third Down Conversions	10-18	2-14
Fourth Down Conversions	1-1	3-5
Red Zone Scores-Chances	1-2	1-2
Sacks By: No.-Yards	1-6	3-13
PAT Kicks	2-2	0-0
Field Goals	0-0	1-2

**Individual Statistics**

**RUSHING: SC:** Wilds 28-137; C. Shaw 16-64; Miles 7-16; Byrd 2-15. **UT:** Poole 18-38; Simms 1-3; Worley 2-(-6).

**PASSING: SC:** C. Shaw 10-18-1-87. **UT:** Worley 10-26-2-105; Simms 5-12-0-46.

**RECEIVING: SC:** Wilds 3-31; A. Jeffery 3-17; Anderson 1-23; Cunningham 1-6; Jones 1-5; Moore 1-5. **UT:** D. Rogers 4-35; Arnett 3-59; Z. Rogers 2-24; Rivera 2-15; Neal 2-10; Lane 1-6; Poole 1-2.

**PUNT RETURNS: SC:** A. Sanders 1-3. **UT:** None.

**KICKOFF RETURNS: SC:** Swearinger 1-23. **UT:** Young 2-63; Poole 1-25.

**INTERCEPTION RETURNS: SC:** Swearinger 1-0; Gilmore 1-0. **UT:** Waggner 1-54.



**Game 9**

**#8/8 Arkansas 44, #10/10 South Carolina 28**



**November 5, 2011**  
**Reynolds Razorback Stadium**  
**Fayetteville, Ark.**  
**73,804**



**FAYETTEVILLE, ARK.**—No. 10 South Carolina pulled to within two points of No. 8 Arkansas early in the fourth quarter, but the Razorbacks responded with 14 unanswered points to claim a 44-28 victory at Donald W. Reynolds Razorback Stadium.

With the loss, the Gamecocks fall to 7-2 on the season and 5-2 in the SEC. The loss also snaps Carolina's six-game road winning streak.

South Carolina led twice early in the contest but trailed 24-14 at half-time. Sophomore quarterback Connor Shaw produced two second-half touchdown runs, including a 1-yard run at the 10:30 mark of the fourth quarter, to trim the lead to 30-28.

But the Razorbacks (8-1, 4-1) put together an eight-play, 63-yard scoring drive on the ensuing possession to push their lead to 37-28 and added another touchdown on a 1-yard run by Broderick Green with 4:07 remaining to put the game out of reach.

The Gamecocks finished the night with 207 yards of total offense, while Arkansas produced 435 yards in the win. Shaw completed 16-of-25 passes for 128 yards and added 24 yards and two scores on the ground to lead Carolina.

Junior receiver Alshon Jeffery recorded three receptions to move ahead of Sterling Sharpe (1983-87) for second in all-time receptions at South Carolina with 170. His 19 receiving yards on the night leaves him 14 yards shy of Kenny McKinley's school record of 2,781.

Junior defensive end Devin Taylor had a big night for the Carolina defense with three tackles, a sack and an interception return for a touchdown.

The Razorbacks got off to a strong start as they took the opening kickoff and drove down to the South Carolina 26, where they settled for a 44-yard field goal by Zach Hocker to take a 3-0 lead.

After struggling on their first drive, the Gamecocks found a rhythm on their second possession, driving 72 yards in nine plays to take the lead. Freshman running back Brandon Wilds took a pitch around the end and darted into the end zone from 4 yards out for his first career touchdown to cap the drive and give South Carolina a 7-3 lead with 2:28 left in the first quarter.

But Carolina's lead didn't last long, as Arkansas' Dennis Johnson returned the ensuing kickoff 98 yards to put the Razorbacks back in front, 10-7.

The Gamecocks turned to their defense to regain the lead. Senior defensive back C.C. Whitlock had Arkansas quarterback Tyler Wilson wrapped up for a sack, but Wilson tried to get rid of the ball and Taylor picked off the pass and returned it 48 yards for a touchdown to give South Carolina a 14-10 lead with 13:04 remaining in the half.

Arkansas answered with another quick strike, as Wilson connected with Jarius Wright for a 68-yard touchdown pass on the Razorbacks' first play on the ensuing possession to take a 17-14 lead. The touchdown was the longest play from scrimmage given up by the Carolina defense this season, with the previous long being 33 yards.

The Razorbacks added another score before the half, as Wilson found Wright for a 16-yard touchdown strike to give Arkansas a 24-14 lead heading into the locker room.

A 55-yard kickoff return by Victor Hampton to open the second half gave the Gamecocks excellent field position at the Arkansas 45, and Carolina took advantage with a 9-play, 45-yard scoring drive. Shaw capped the drive with a 9-yard touchdown run to trim the Razorbacks' lead to 24-21 at the 10:50 mark of the third quarter.

After two Hocker field goals gave Arkansas a 30-21 lead, Shaw produced his second touchdown run of the game from a yard out to cut the Razorbacks' lead to 30-28 with 10:30 left in the fourth quarter.

But Arkansas scored the next 14 points to seal the win, including Green's 1-yard touchdown run after the Gamecocks turned the ball over at their own 1-yard line.

Wilson connected on 20-of-37 pass attempts for 299 yards and two scores to lead the Razorbacks, while Johnson added 86 yards rushing on 15 carries.



<b>South Carolina</b>	<b>7</b>	<b>7</b>	<b>7</b>	<b>7</b>	<b>28</b>
<b>Arkansas</b>	<b>10</b>	<b>14</b>	<b>6</b>	<b>14</b>	<b>44</b>

**Scoring Summary**

1st	11:33	ARK	Hocker 44-yard field (8-41-3:27)	0-3
1st	2:28	SC	Wilds 4-yard run (Wooten kick (9-72-5:09))	7-3
1st	2:13	ARK	Johnson 98-yard kick return (Hocker kick)	7-10
2nd	13:04	SC	Taylor 48-yard interception return (Wooten kick)	14-10
2nd	12:49	ARK	Wright 68-yard pass from Wilson (Hocker kick) (1-68-0:15)	14-17
2nd	4:11	ARK	Wright 16-yard pass from Wilson (Hocker kick) (12-75-4:38)	14-24
3rd	10:50	SC	C. Shaw 9-yard run (Wooten kick) (9-45-4:10)	21-24
3rd	7:47	ARK	Hocker 21-yard field goal (9-62-3:03)	21-27
3rd	1:17	ARK	Hocker 25-yard field goal (9-30-3:51)	21-30
4th	10:30	SC	C. Shaw 1-yard run (Wooten kick) (13-80-5:47)	28-30
4th	8:09	ARK	Wingo 4-yard run (Hocker kick) (8-63-2:21)	28-37
4th	4:07	ARK	Green 1-yard run (Hocker kick) (2-1-1:14)	28-44

**Team Statistics**

	<b>SC</b>	<b>ARK</b>
First Downs	17	20
Rushing	8	6
Passing	6	12
Penalty	3	2
Net Yards Rushing	79	136
Rushing Attempts	33	35
Net Yards Passing	128	299
Cmp.-Att.-Int.	16-25-1	20-38-1
Total Offense Yards	207	435
Total Offense Plays	58	73
Fumbles: No.-Lost	3-3	1-0
Penalties: No.-Yards	9-45	9-60
Punts-Yards	4-148	0-0
Avg. Yards Per Punt	37.0	0.0
Punt Returns: No.-Yards	0-0	1-0
Kickoff Returns: No.-Yards	6-168	4-178
Interceptions: No.-Yards	1-48	1-9
Possession Time	29:05	30:55
Third Down Conversions	8-12	5-15
Fourth Down Conversions	0-0	1-3
Red Zone Scores-Chances	3-3	5-7
Sacks By: No.-Yards	1-4	5-35
PAT Kicks	4-4	5-5
Field Goals	0-0	3-5

**Individual Statistics**

**RUSHING: SC:** C. Shaw 14-24; Wilds 10-21; Ellington 2-11; Miles 2-9; E. Baker 2-9; Thompson 1-4; Byrd 1-3; Team 1-(-2). **ARK:** Johnson 15-86; Green 14-32; Wilson 4-9; Wingo 2-9.

**PASSING: SC:** C. Shaw 16-25-1-128. **ARK:** Wilson 20-37-1-299; Mitchell 0-1-0-0.

**RECEIVING: SC:** Wilds 4-29; A. Sanders 3-30; A. Jeffery 3-19; Miles 2-30; Ellington 2-11; Cunningham 1-6; Jones 1-3. **ARK:** Wright 4-103; Adams 4-63; Johnson 4-36; Gragg 3-55; Hamilton 3-19; Horton 1-12; Childs 1-11.

**PUNT RETURNS: SC:** None. **ARK:** Adams 1-0.

**KICKOFF RETURNS: SC:** Hampton 6-168. **ARK:** Johnson 2-130; Minor 2-48.

**INTERCEPTION RETURNS: SC:** Taylor 1-48. **ARK:** Highsmith 1-9.



**Game 10**

**#15/15 South Carolina 17, Florida 12**



**November 12, 2011**  
**Williams-Brice Stadium**  
**Columbia, S.C.**  
**80,250**



**COLUMBIA, S.C.**—Sophomore quarterback Connor Shaw rushed for a career-high 88 yards and two touchdowns and completed 6-of-12 passes for 81 yards to lead No. 15 South Carolina to a 17-12 victory over Florida on Saturday afternoon at Williams-Brice Stadium.

With the win, the Gamecocks improve to 8-2 on the season and 6-2 in the SEC, marking the first time in school history South Carolina has won six SEC games in a season. Carolina also finishes the season with a 5-0 record against Eastern Division foes for the first time in program history.

A 28-yard field goal by Jay Wooten at the 9:14 mark of the fourth quarter gave South Carolina a 17-12 lead, and the Gamecocks turned to their defense to seal the win. South Carolina stopped the final two Florida drives at the Gator 45 and 42-yard lines, respectively, including a Travian Robertson sack of John Brantley that brought the game to an end.

The Gamecocks finished the day with 299 yards of offense while holding Florida (5-5, 3-5) to 261 yards. Freshman running back Brandon Wilds rushed for 120 yards on 29 carries for Carolina to go along with Shaw's career-high effort on the ground.

Sophomore Ace Sanders had two receptions for 50 yards, and junior wide receiver Alshon Jeffery caught two passes for 17 yards, moving him past former Gamecock Kenny McKinley (2,781) for first place on the school's all-time receiving yards list with 2,784 yards.

Junior defensive back D.J. Swearingin had a solid defensive effort for the Gamecocks with a team-high nine tackles. Junior Stephon Gilmore added four tackles, a sack and a forced fumble, while freshman Jadeveon Clowney tallied a sack and a forced fumble in the win.

The Gamecock defense made a statement in the first half, holding the Gators to 84 yards of offense and recovering two fumbles.

The only success Florida had in the first 30 minutes came early in the first quarter with an eight-play, 45-yard scoring drive that resulted in a 21-yard field goal by Caleb Sturgis, giving the Gators a 3-0 lead at the 6:01 mark.

The Carolina defense buckled down and allowed just 39 yards the rest of the half, giving the offense the opportunity to put together a pair of scoring drives.

South Carolina turned to Wilds and Shaw to get the job done on the ground on its first scoring drive. Wilds rushed four times for 29 yards on the drive, and Shaw added 17 yards on two carries, including a 10-yard touchdown run to cap the 11-play, 62-yard drive. Wooten drilled the extra point to give the Gamecocks a 7-3 lead with 7:07 left in the half.


Clowney set up South Carolina's second touchdown of the half by forcing a fumble at the Florida 46 that was recovered by Rodney Paulk. The Gamecocks took advantage by going 46 yards in 11 plays, as Shaw punched it in the end zone from a yard out to give Carolina a 14-3 lead heading into the locker room.

Florida trimmed South Carolina's lead to 14-6 with a 24-yard field goal by Sturgis with 7:17 left in the third quarter.

The Gators made things interesting early in the fourth quarter, as a 47-yard run by Chris Rainey set up a 2-yard touchdown run by Jacoby Brissett to pull Florida to within 14-12. Florida elected to go for two, but Marty Markett picked off Brissett's pass attempt to keep the Gamecocks in front with 9:14 remaining.

South Carolina responded after a 30-yard return by Bruce Ellington on the ensuing kickoff set up the Gamecocks at their own 42. Shaw connected with Sanders for a 46-yard pass to the Florida 17. Three plays later, Wooten nailed a 28-yard field goal to push Carolina's lead to 17-12, and the Gamecock defense shut the Gators down on the next two possessions to preserve the win.

Rainey rushed for a game-high 132 yards on 17 carries for Florida, while Brantley completed 13-of-21 passes for 119 yards.



<b>Florida</b>	<b>3</b>	<b>0</b>	<b>3</b>	<b>6</b>	<b>12</b>
<b>South Carolina</b>	<b>0</b>	<b>14</b>	<b>0</b>	<b>3</b>	<b>17</b>

**Scoring Summary**

1st	6:01	UF	Sturgis 21-yard field goal (8-45-4:27)	0-3
2nd	7:07	SC	C. Shaw 10-yard run (Wooten kick) (11-62-5:20)	7-3
2nd	0:31	SC	C. Shaw 1-yard run (Wooten kick) (11-46-4:25)	14-3
3rd	7:17	UF	Sturgis 24-yard field goal (10-58-5:26)	14-6
4th	11:23	UF	Brissett 2-yard run (Brissett pass intercepted) (3-49-0:51)	14-12
4th	9:14	SC	Wooten 28-yard field goal (5-48-2:09)	17-12

**Team Statistics**

	<b>UF</b>	<b>SC</b>
First Downs	17	16
Rushing	8	13
Passing	7	1
Penalty	2	2
Net Yards Rushing	142	215
Rushing Attempts	34	52
Net Yards Passing	119	84
Cmp.-Att.-Int.	13-23-0	7-13-1
Total Offense Yards	261	299
Total Offense Plays	57	65
Fumbles: No.-Lost	2-2	0-0
Penalties: No.-Yards	5-30	9-65
Punts-Yards	4-149	4-152
Avg. Yards Per Punt	37.2	38.0
Punt Returns: No.-Yards	1-6	1-8
Kickoff Returns: No.-Yards	4-34	4-103
Interceptions: No.-Yards	1-0	0-0
Possession Time	27:56	32:04
Third Down Conversions	2-9	3-14
Fourth Down Conversions	0-0	3-4
Red Zone Scores-Chances	3-3	3-3
Sacks By: No.-Yards	1-5	3-25
PAT Kicks	0-0	2-2
Field Goals	2-2	1-2

**Individual Statistics**

**RUSHING: UF:** Rainey 17-132; Demps 9-33; Burton 1-5; Brissett 1-2; Team 1-(-2), Brantley (5-(-28)). **SC:** Wilds 29-120; C. Shaw 16-88; Ellington 4-4; Miles 3-3.

**PASSING: UF:** Brantley 13-21-0-119; Team 0-1-0-0; Brissett 0-1-0-0. **SC:** C. Shaw 6-12-1-81; Ellington 1-1-0-3.

**RECEIVING: UF:** Reed 5-62; Rainey 3-30; Thompson 3-16; Leonard 2-11. **SC:** A. Sanders 2-50; A. Jeffery 2-17; Moore 1-7; Miles 1-5; Cunningham 1-5.

**PUNT RETURNS: UF:** Saunders 1-6. **SC:** A. Sanders 1-8.

**KICKOFF RETURNS: UF:** Demps 2-19; Debose 2-15. **SC:** Ellington 4-103.

**INTERCEPTION RETURNS: UF:** Saunders 1-0. **SC:** None.



**Game 11**

**#14/14 South Carolina 41, Citadel 20**

**November 19, 2011**  
**Williams-Brice Stadium**  
**Columbia, S.C.**  
**76,816**



**COLUMBIA, S.C.**—Sophomore quarterback Connor Shaw completed 16-of-18 passes for 217 yards and three touchdowns and added a career-high 90 yards and a score on the ground to lead No. 14 South Carolina to a 41-20 victory over The Citadel on Saturday afternoon at Williams-Brice Stadium. The Gamecocks improve to 9-2 on the season with the victory.

With Shaw leading the way, South Carolina had one of its best offensive efforts of the season, racking up 473 yards of total offense.

“Connor (Shaw) had his best game, I think, ever as a Gamecock,” South Carolina head coach Steve Spurrier said. “He definitely was a game-ball guy. Football is a team sport, and it was time for the offense to be the main part in us winning a game.”

Freshman running back Brandon Wilds rushed for 114 yards and two touchdowns on 20 carries and chipped in 50 yards receiving. A week after becoming the Gamecocks’ all-time leader in receiving yards, junior Alshon Jeffery led the way with five receptions for 81 yards and a score. Sophomore Ace Sanders hauled in four passes for 49 yards and a touchdown, and freshman Rory Anderson had a 20-yard touchdown reception.

The Gamecock defense had another stellar effort as it allowed 249 yards (241 rushing, eight passing) on the day. The eight yards passing is the fewest allowed by South Carolina in the Spurrier era. Senior linebacker Rodney Paulk recorded a career-high 12 tackles and a forced fumble to lead the Carolina defense.

The Gamecocks came out strong after receiving the opening kickoff with a 10-play, 60-yard scoring drive. Shaw completed passes of 22 and 9 yards to Jeffery to begin the drive, and a 20-yard connection with Wilds set Carolina up at The Citadel 7. Two plays later, Wilds busted into the end zone from a yard out to give South Carolina a 7-0 lead at the 10:17 mark of the first quarter. The score marked the first time the Gamecocks have scored first in a contest this season.

The Bulldogs (4-7) answered after Rah Muhammad intercepted a Shaw pass to set the Citadel up at the Gamecock 35. The Citadel running back Darien Robinson carried the ball five straight times for 34 yards and recovered his own fumble in the end zone on the final carry for a touchdown to tie the game at 7-7 with 4:47 left in the first. Robinson finished the day with 88 yards on 20 carries to lead the Bulldogs.

South Carolina regained the lead on the ensuing possession, as Wilds capped an 18-play, 72-yard drive with a 3-yard touchdown run. Jay Wooten drilled the extra point to give the Gamecocks a 14-7 advantage with 10:29 left in the half. The drive ate up 9:18 off the clock, making it the second longest drive by time of the Spurrier era.

A 32-yard field goal by Ryan Sellers on The Citadel’s next possession pulled the Bulldogs to within 14-10 with 2:09 left, but Shaw used his legs to push South Carolina’s lead back to double digits less than a minute later.


On first and 10 from the Gamecock 40, Shaw went right on a keeper, turned up the field and raced 60 yards untouched for a career-long touchdown run to give South Carolina a 20-10 lead.

The Bulldogs trimmed Carolina’s lead to 20-13 at the half on a 41-yard field goal by Sellers.

But the Gamecocks pulled away in the final 30 minutes. On South Carolina’s first possession of the second half, Shaw connected with Sanders for a 25-yard scoring strike to give the Gamecocks a 27-13 lead with 4:30 left in the third quarter.

South Carolina pushed its lead to 34-13 early in the fourth quarter. On first and 10 from The Citadel 32, Shaw lofted the ball toward Jeffery, who made a spectacular one-handed grab for the touchdown with 11:07 remaining.

After The Citadel made it a 34-20 contest on a 12-yard touchdown run by Ricky Anderson on the ensuing possession, Shaw put the exclamation point on the win by hooking up with Anderson for a 20-yard touchdown pass with 45 seconds left to push Carolina’s lead to 41-20.



<b>Citadel</b>	<b>7</b>	<b>6</b>	<b>0</b>	<b>7</b>	<b>20</b>
<b>South Carolina</b>	<b>7</b>	<b>13</b>	<b>7</b>	<b>14</b>	<b>41</b>

**Scoring Summary**

1st	10:17	SC	Wilds 1-yard run (Wooten kick) (10-69-4:43)	7-0
1st	4:47	CIT	Robinson fumble recovery in end zone (Sellers kick) (5-35-2:27)	7-7
2nd	10:29	SC	Wilds 3-yard run (Wooten kick) (18-72-9:18)	14-7
2nd	2:09	CIT	Sellers 32-yard field goal (12-61-8:20)	14-10
2nd	1:14	SC	C. Shaw 60-yard run (Wooten kick failed) (3-71-0:55)	20-10
2nd	0:03	CIT	Sellers 41-yard field goal (8-40-1:11)	20-13
3rd	4:30	SC	A. Sanders 25-yard pass from C. Shaw (Wooten kick) (6-91-2:44)	27-13
4th	11:07	SC	A. Jeffery 32-yard pass from C. Shaw (Wooten kick) (9-91-5:01)	34-13
4th	3:46	CIT	Anderson 12-yard run (Sellers kick) (12-58-7:21)	34-20
4th	0:45	SC	Anderson 20-yard pass from C. Shaw (Wooten kick) (6-38-3:01)	41-20

**Team Statistics**

	<b>CIT</b>	<b>SC</b>
First Downs	19	22
Rushing	19	14
Passing	0	8
Penalty	0	0
Net Yards Rushing	241	256
Rushing Attempts	54	37
Net Yards Passing	8	217
Cmp.-Att.-Int.	1-3-0	16-18-1
Total Offense Yards	249	473
Total Offense Plays	57	55
Fumbles: No.-Lost	4-0	1-0
Penalties: No.-Yards	1-5	5-40
Punts-Yards	3-135	0-0
Avg. Yards Per Punt	45.0	0.0
Punt Returns: No.-Yards	0-0	0-0
Kickoff Returns: No.-Yards	7-131	5-71
Interceptions: No.-Yards	1-4	0-0
Possession Time	33:16	26:44
Third Down Conversions	4-9	6-9
Fourth Down Conversions	1-1	3-3
Red Zone Scores-Chances	3-3	3-3
Sacks By: No.-Yards	2-14	0-0
PAT Kicks	2-2	5-6
Field Goals	2-2	0-0

**Individual Statistics**

**RUSHING: CIT:** Robinson 20-88; Anderson 8-69; Dupree 18-61; Jones 4-18; Addison 2-10; Miller 1-(-1), Sellers 1-(-4). **SC:** Wilds 20-109; C. Shaw 11-90; Miles 5-38; Ingram 1-19.

**PASSING: CIT:** Miller 1-1-0-8; Dupree 0-1-0-0; Team 0-1-0-0. **SC:** C. Shaw 16-18-1-217.

**RECEIVING: CIT:** Anderson 1-8. **SC:** A. Jeffery 5-81; Wilds 4-55; A. Sanders 4-49; Anderson 1-20; Smith 1-7; Cunningham 1-5.

**PUNT RETURNS: CIT:** None. **SC:** None.

**KICKOFF RETURNS: CIT:** Gamble 2-58; Hardy 3-56; Amrhein 1-14; Oxendine 1-3. **SC:** Ellington 2-30; Byrd 1-24; Hampton 1-10; Taylor 1-3; Gilmore 0-4.

**INTERCEPTION RETURNS: CIT:** Muhammad 1-4. **SC:** None.