



# SACRED HEART PIONEERS

## 2007 Football Game Notes

### 2007 Schedule

Date	Opponent	Time
Aug. 30	at Assumption	W, 41-20
Sept. 8	<b>LA SALLE</b>	W, 54-14
Sept. 15	at Iona	L, 34-10
Sept. 22	<b>DUQUESNE</b>	L, 30-23 (ot)
Sept. 29	at Wagner *	L, 18-15
Oct. 6	<b>MONMOUTH</b> *	L, 49-8
Oct. 13	at Albany *	L, 38-7
Oct. 20	<b>MARIST</b>	W, 41-34
Oct. 27	<b>ST. FRANCIS (PA)</b> *	1:00 pm
Nov. 3	at Central Conn. *	5:00 pm
Nov. 10	at Robert Morris *	1:00 pm

\* Northeast Conference game

**BOLD** indicates home game

All home games played on Campus Field

### Quick Facts

**Location:** Fairfield, CT 06825

**Founded:** 1963

**Enrollment:** 3,400 undergraduate

**Affiliation:** NCAA Division I FCS

**Conference:** Northeast

**Colors:** Red & White

**Nickname:** Pioneers

**President:** Dr. Anthony J. Cerna

**Athletics Director:** C. Donald Cook

**Home Field:** Campus Field / 4,000

**Surface:** Field Turf

**Press Box:** 203-365-7532

### Athletic Communications

**Asst. AD/Athletic Communications:** Gene Gumbs

**Office:** 203-396-8127

**Associate Director of Athletic Communications**

**Football Contact:** Bill Peterson

**Office:** 203-396-8125

**Cell Phone:** 203-558-3215

**Fax:** 203-371-7889

**E-mail:** petersonb2@sacredheart.edu

**Assistant Director of Athletic Communications:**

Rick Cohen

**Office:** 203-365-4813

## Sacred Heart Pioneers

(3-5, 0-3 NEC) vs.  
**St. Francis (PA) Red Flash**  
 (0-6, 0-3 NEC)



Game #9 - Saturday, Oct. 27, 2007- 1:00 pm  
 Fairfield, Conn. - Campus Field (4,000)  
 Radio - WICC 600 AM; SacredHeartPioneers.com

**Setting the Scene...** The Sacred Heart Pioneers return to Northeast Conference play this week hosting the Saint Francis (PA) Red Flash on "Family Weekend". The Pioneers snapped a five-game losing streak last weekend with a 41-34 win over Marist College as they close the home portion of the schedule. The Pioneers built a 41-14 lead in the third quarter but needed to hold on for the seven point win. Senior running back Jason Payne led the way on the round pounding out 207 yards on 31 carries in the win. Saint Francis (PA) is off a 58-21 loss to Albany last week and is still searching for their first win of the year at 0-6. Sacred Heart will honor it's 17 graduating seniors, along with their parents, before today's game.

**The SHU - SFGA Series...** Sacred Heart leads the all-time series, 7-4. The Pioneers and Red Flash met for the first time during the 1993 season with Saint Francis

posting a 16-14 win at SHU. Sacred Heart rebounded in 1994 with a 22-13 win on the road and the two teams wouldn't meet again until 1998 when the Pioneers joined the NEC. The Pioneers own a pair of shutouts in the series in 2000 (20-0) and 2001 (54-0). Sacred Heart is 3-2 in the series at home and 4-2 on the road in Loretto, Pa.

### The Series...SHU leads 7-4

1993	SFU, 16-14	2002	SHU, 37-12
1994	SHU, 22-13	2003	SHU, 37-12
1998	SHU, 10-7	2004	SFU, 35-28
1999	SFU, 24-23	2005	SHU, 53-45
2000	SHU, 20-0	2006	SFU, 21-14
2001	SHU, 54-0		

**SHU in the NEC...** The Pioneers are in their 10th season of competition in the Northeast Conference. SHU holds a 31-35 record in NEC competition since joining the league in 1998. The Pioneers won their only league championship during the 2001 campaign, finishing a perfect 8-0. SHU finished second to Robert Morris in 2000, going 7-1 in the league. The Pioneers last winning season in conference action was 2002, finishing tied with Stony Brook for second place at 5-2. SHU is coming off a 1-6 league record last fall. The Pioneers had one winless season in the NEC (0-7) during 1999.

**Up Next...** The Pioneers stay in state next Saturday as they travel to Central Connecticut for a NEC battle. Kickoff is slated for 5 pm.

**SacredHeartPioneers.com**

**Tale of the Tape . . .  
Pioneers vs. Red Flash**

	SHU	SFPA
Scoring Avg.	24.9	13.8
Opp. Scoring Avg.	29.6	40.3
First Downs Avg.	19.9	12.7
Rushing Offense Avg.	161.5	60.8
Passing Offense Avg.	182.2	208.0
Total Offense Avg.	343.8	268.8
Rushing Defense Avg.	158.8	229.0
Passing Defense Avg.	249.5	187.0
Total Defense Avg.	408.2	416.0
Punting Avg.	35.6	35.8
Kickoff Return Avg.	15.9	19.3
Penalty Yard Avg.	42.2	34.5
Home Record	2-2	0-4
Road Record	1-3	0-2
Conference Record	0-3	0-3
Current Streak	W1	L6

**Pioneer 2007 Leaders...**

**Passing:**

Dale Fink, R-Fr. .... 90-127-3, 70.9%, 988 yds., 14 TD

**Rushing:**

Jason Payne, Sr. .... 101 att., 707 yds., 7.0 avg., 6 TD

Evin Jones, Jr. .... 76 att., 332 yds., 4.4 avg., 3 TD

Brian Friedman, So. .... 35 att., 160 yds., 4.6 avg., 1 TD

**Receiving:**

Steve Tedesco, So. .... 39 rec., 437 yds., 11.2 avg., 6 TD

Corey Bundy, Sr. .... 35 rec., 355 yds., 10.1 avg., 2 TD

**Red Flash 2007 Leaders...**

**Passing:**

George Little, So. .... 105-203-10, 51.7%, 1,248 yds, 7 TD

**Rushing:**

Anthony Richards, Sr. .... 68 att., 311 yds., 4.6 avg., 0 TD

Calvin Williams, So. .... 44 att., 75 yds., 1.7 avg., 1 TD

**Receiving:**

Antoine Rivera, Jr. .... 34 rec., 569 yds., 16.7 avg., 1 TD

Calvin Williams, So. .... 15 rec., 85 yds., 5.7 avg., 0 TD

Omar Winston, Fr. .... 11 rec., 117 yds., 10.6 avg., 2 TD

Troy Eison, So. .... 10 rec., 150 yds., 15.0 avg., 2 TD

**On the Air...**

**Play-by-play:** Jeff Holtz **Color:** Gene Gumbs

The 2007 SHU radio package will feature 10 of the 11 football games this season. For the first time, the Pioneers will be broadcast on commercial radio on WICC 600 AM as part of a 50-game package of Sacred Heart athletics, including men's & women's basketball games and men's ice hockey games. Every game will be broadcast on WHRT 91.5 FM and streamed live on the internet through Sacred Heart University's website, SacredHeartPioneers.com. Jeff Holtz will call the play-by-play, while SHU Assistant Athletic Director Gene Gumbs and Associate Director of Athletic Communications Bill Peterson will provide color commentary and analysis.

**The Head Coaches...** Sacred Heart head coach **Paul Gorham (New Hampshire '84)** is in his fourth season on the Pioneer sideline. Gorham was named the school's seventh head coach in June of 2004 and owns a 16-26 record in his four year career. Prior to becoming the Pioneer's head coach, Gorham had stops at UMass, Brown, New Haven and his alma mater New Hampshire. Saint Francis (PA) head coach **Dave Opfar (Penn State '83)** is in his sixth season at the head of the Red Flash football program and owns an 12-47 record at the school and overall. Opfar had coaching stints at Washington and Jefferson College, Duquesne and his alma mater, Penn State. Opfar was a starting defensive tackle on the Nittany Lions National Championship team in 1982. He had playing stints in the USFL (Philadelphia Stars), the NFL (Pittsburgh Steelers) and the Arena Football League.

**Last Meeting with St. Francis (PA)...** Saint Francis (PA) senior Anthony Doria threw three touchdown passes, including the clincher with 8:21 to go in the third quarter to lead the Red Flash to a 21-14 win over the visiting Pioneers last season. Tied 14-14 at the half, the Pioneers missed a chance at the lead on their opening second half possession, failing to punch it in from first and goal on the SFPA seven and missing a 24-yard field goal in gusting winds. The Red Flash made it hurt, as they took the ball 80 yards in five plays and took a 21-14 lead on a six-yard pass from Doria to Maurice Sales. With 5:45 to play in the game, it looked like the Pioneers had the tying score when quarterback Tyler Arciaga hit wideout Steve Tedesco in stride for a 57-yard touchdown. However, the play was called back due to a holding call. The Saint Francis defense held, forcing a punt and getting the ball back with 4:29 on the clock and ran the clock out for the win. The Pioneers were penalized nine times for 109 yards in the loss. Running back Evin Jones had his best day as a Pioneer, running 12 times for a game-high 126 yards. Senior Todd Harris of Saint Francis ran 30 times for 119 yards and in the process became just the fifth back in NEC history to pass the 3000-yard mark for his career.

**Week Eight Highlights...** Running back Jason Payne led the Pioneers to a 41-34 win over visiting Marist last Saturday with 31 carries and 207 yards, new career high's for the senior. Payne had a pair of touchdown runs in the win, plunging in from three yards out and ripping off a 41-yards scamper. He put the game away in the final minute on runs of five and eight yards to secure his 200-yard day and pickup the first down that allowed SHU to run out the clock...Senior wide receiver Corey Bundy had five catches for 83 yards in the win and became just the second Pioneer all-time to record 100 career receptions. Bundy now has 104 career receptions and is second all-time behind Chris Wilkinson (1997-00) who holds the record at 112. He caught his second touchdown of the season, a 30-yarder to cap the Pioneer's opening drive...QB Dale Fink returned to early season form throwing for three touchdowns and catching another against the Red Foxes. The Pioneer field general led SHU on four-straight scoring drives to start the game and also

## Head Coach Paul Gorham 4th Year New Hampshire '84

Paul Gorham was announced as Sacred Heart's seventh football coach in July of 2004, bringing with him a wealth of experience and accomplishments in his inaugural season as a collegiate head coach. He compiled 18 years of experience in the trenches as an assistant at the Division I-AA and Division II levels with stops at UMass, Brown, New Haven and his alma mater, New Hampshire. Through two years, he has guided SHU to an 15-27 record. A 1984 graduate of the UNH, Gorham was an All-Yankee Conference tight end in 1983 for the Wildcats. He and his wife, Noreen, have a son, Matthew (born June 8, 1992), and a daughter, Emma (born April 21, 1995).



### Assistant Coaches:

Brian Fleury (Towson '02)- Defensive Coordinator  
Mark Nofri (Keene St. '93) - Linebackers  
Art Asselta (Hofstra '01) - Receivers  
John Svatik (W. Conn '76) - Defensive Backs  
Mike Scott (SHU '05) - Running Backs  
Kevin Bolis (Colgate '00) - Offensive Line  
Bill Hambrecht (Hofstra '05) - Defensive Line  
Brian Gordan (S. Conn '97) - Outside Linebackers  
Tony Mortali (New Haven '76) - Football Operations

## The Last Time SHU...

### Scored 50+ points in a game:

54 vs. La Salle (W, 54-14; 9/8/07)

### Scored less than 10 points in a game:

7 at UAlbany (L, 38-7; 10/13/07)

### Pitched a Shut-out:

vs. Robert Morris, W, 34-0 (10/5/03)

### Were Shut-out:

at Monmouth, L, 24-0 (10/7/06)

### Tallied 5 or more sacks in a game:

5 vs. Iona (W, 27-16, 9/19/06)

### Had 4+ interceptions in a game:

4 vs. St. Francis (W, 37-12; 9/13/03)

### Had 25 or more first downs in a game:

25 vs. Marist (W, 41-34; 10/20/07)

### Had over 400+ yards total offense in a game:

447 vs. Marist (W, 41-34; 10/20/07)

### Had less than 200 yards total offense:

187 at UAlbany (L, 38-7; 10/13/07)

### Had less than 100 yards total offense:

88 at Monmouth (L, 24-0; 10/7/06)

### Had two 100-yard rushers in a game:

Never

### Had two 100-yard receivers in a game:

Corey Bundy (8-107, TD) & Steve Tedesco (8-102, TD)  
at Stony Brook (L, 38-21; 10/21/06)

### Scored a special teams touchdown:

at Marist (L, 28-19; 9/9/06) *Evin Jones 90-yd kickoff return*

### Played in overtime:

vs. Duquesne (L, 30-23; 9/22/07)

guided the team to scores on their first two possessions of the second half. He completed 18-of-28 passes to nine different receivers for 207 yards and the three scores and caught a six-yard score on a halfback pass from fullback Brian Friedman...Senior safety John Wilson had 13 tackles giving him double digit tackles for the fifth-straight game...Sophomore corner Andre Isla came up with his first-career interception in the win while junior safety Steve Young blocked a second quarter Marist field goal attempt and had seven solo tackles, one for a loss, and a pass break-up...The Pioneers offense did an excellent job on first and second down in the win as the Pioneers needed only convert five of nine on third down in the win...SHU built a 41-14 lead in the third quarter but needed to withstand a furious fourth quarter rally by Marist. The Red Foxes finished with 526 yards of total offense, 396 through the air, marking the third-straight week the Sacred Heart defense has allowed 500 or more yards of offense.

**Payne's Career Rushing Day...** Senior Jason Payne has carried the ball 101 times for 707 yards, a 7.0 yards per carry average. He also has 13 receptions for 134 yards (10.3 yds per catch). He is coming off his finest day in a Pioneer uniform with 207 yards on 31 carries, both career highs, and two touchdowns against Marist. Payne is the first Pioneer to rush for 200 yards in a game since Ed Priccolo ran for 232 against St. Francis (PA) in 2005. Payne is creeping up the career rushing yards list at 1,806, good for sixth place.

### Fink Three-Time NEC Rookie of the Week...

Redshirt Freshman Dale Fink picked-up his third Northeast Conference Rookie of the Week award after leading SHU to a 41-34 win over Marist. Fink threw for three touchdowns and caught another in the win over the Red Foxes. Fink led SHU on four-straight scoring drives to start the game and two at the start of the third quarter as the offense piled up 447 yards of offense. He caught the first touchdown of his career on a six-yard option pass from fullback Brian Friedman. Fink won the season's first two NEC Rookie of the Week awards after leading SHU to wins at Assumption, 41-20, and over La Salle, 54-14.

**Tedesco Leads Pioneer WR Corps...** Sophomore Wide Receiver Steve Tedesco has stepped into the starting lineup with the loss of Joey Henley (torn ACL) and is leading the team in receiving. Tedesco has 39 catches on the year for 437 yards (11.2 avg.) and six touchdowns. Tedesco is coming off a two-touchdown afternoon against Marist last week, his second game this year with multiple touchdown catches. He leads all NEC receivers with receptions (39) and touchdown catches (6) and is second in the league in receiving yards (437). He came up one reception shy of setting a new school record at Wagner earlier in the year, catching 11 passes for 143 yards, both career-high marks. Tedesco had 26 receptions last season for 355 yards and five touchdowns, all coming over the final five games of the season.

# SHU Pioneer Football - Game Notes - vs. St. Francis (PA) Red Flash - October 27, 2007

## Inside the Numbers...

### Sacred Heart's record in 2007 when

Wins the coin toss.....	2-2
Loses the coin toss.....	1-3
When leading at halftime.....	3-0
When leading going into the 4th quarter.....	3-0
When losing at halftime.....	0-5
When losing going into the 4th quarter.....	0-5
Leads in time of possession.....	2-1
Trails in time of possession.....	1-4
Scores 21+ points.....	3-1
Holds opponents to single digit scoring.....	0-0
Has a better starting field position.....	3-1
Gaining more yards than their opponent.....	2-0
Has 15+ first downs in a game.....	3-3
Converts at least 60% of third down chances.....	3-0
Scores on 75% of red zone opportunities.....	3-2
Has a quarterback throw for 300+ yards.....	0-0
Has a quarterback throw for 200+ yards.....	2-2
Has a quarterback complete 65% of his passes.....	2-3
Has a 100+ yard rusher.....	1-1
Has a back carry the ball 20 times or more.....	2-0
Has a receiver catch 10+ passes.....	0-1
Has a receiver record 100+ yards.....	0-1
Holds an opponent to under 100 yards rushing.....	2-0
Holds an opponent to under 100 yards passing.....	0-0
Holds an opponent to under 200 yards passing.....	0-1
Records three or more sacks in a game.....	1-1
Has five or more tackles for a loss in a game.....	3-2
Intercepts an opposing quarterback.....	2-1
Wins the turnover battle.....	1-2
Loses the turnover battle.....	0-3
Has an equal amount of turnovers.....	2-0
Coming off a win the week before.....	1-1
Coming off a loss the week before.....	1-4

## SHU Record All-Time When...

Scores less than 10 points:.....	2-49
Scores 10-19 points:.....	10-29
Scores 20-29 points:.....	20-17
Scores 30-39 points:.....	19-2
Scores 40-49 points:.....	16-0
Scores 50+ points:.....	6-0
Scores a special teams touchdown:.....	12-4
Has a 100-yard rusher:.....	38-22
Has a 200-yard rusher:.....	2-1
Has a 300-yard rusher:.....	1-0
Has a 100-yard receiver:.....	13-12
Has a 200-yard receiver:.....	2-0
Has a 300-yard passer:.....	5-0
All-time homerecord:.....	40-46
All-time road record:.....	33-51
Record in overtime games:.....	3-2
Record in August:.....	2-0
Record in September:.....	25-33
Record in October:.....	27-42
Record in November:.....	18-22
Record in December:.....	1-0

**Bundy Ready to Break Records...** Senior wide receiver Corey Bundy is on the cusp of breaking a few Sacred Heart school records. Bundy is eight catches away from the career receptions mark with 104 (112 - Chris Wilkinson 1997-00). Bundy is also second on the career receiving yards list with 1,603, 145 yards behind DeVeren Johnson (2000-01). His 16 career touchdown catches is tied with teammate Joey Henley and three behind Johnson's record of 19.

**John Wilson - SHU's Defensive Leader...** Senior safety John Wilson has recorded double digit tackles in each of the last five games and is leading the team with 83 stops. Wilson picked-up two-straight NEC Defensive Player of the Week awards this year and is currently third in the league in tackles per game at 10.4. Wilson had 13 stops last weekend against Marist and his 16 tackles at Wagner were the most in a game for a Pioneer since safety Justin Mucci had 18 tackles (12 solo/6 assists) against Monmouth at home in 2003. On the season, Wilson leads the Pioneers with 40 solo tackles. He also has an interception, a forced fumble, a fumble recovery and 3.0 tackles for loss on the year.

**SHU in the NEC & NCAA Rankings...** The Pioneers rank in several categories in both the Northeast Conference and NCAA statistical rankings. On offense, the Pioneers rank first in the league in first downs (159), and 3rd down conversions (45.5%). The SHU offense is ranked third in scoring (24.9) and fourth in rushing offense (161.5) and total offense (343.8). The Pioneers are ranked second in passing efficiency (139.2) and third in red-zone offense (18-fo-23). The Pioneers rank first in the NEC and second in the NCAA rankings in punt return average (22.5 yards per game). They are ninth in the nation in third down efficiency, converting 45 of 99 opportunities.

**Pioneers in the Stat Rankings...** Wide Receivers Steve Tedesco and Corey Bundy rank second and fourth in catches per game at 4.88 and 4.38 receptions per outing. Tedesco ranks second in the NEC at 54.6 yards per game and leads all receivers with six touchdown catches. Quarterback Dale Fink ranks first in the NEC in passing efficiency (167.9) and first in touchdown passes (14). He is the conference's leader in competition percentage at 70.9% and fifth in yards per game (164.7). Fink's passer rating has him seventh in the NCAA rankings. Senior running back Jason Payne is fifth in the league in touchdowns scored with seven. He ranks fourth in rushing with 88.4 yards per game and first in yards per carry at 7.10. He ranks fourth in the league in all-purpose yardage at 128.9 per game. Defensively, senior John Wilson is third in the conference and 19th in the nation averaging 10.4 tackles per game.

**Bundy a Preseason All-NEC Pick...** Sacred Heart senior wide receiver Corey Bundy was named to the Preseason All-Northeast Conference football team, voted

on by the league's seven head coaches. Bundy is coming off a junior season where he made 35 receptions for 493 yards. Bundy, who averaged 14.1 yards per catch, reeled in six scoring strikes on the year.

**Preseason NEC Polling...** The 2007 NEC Preseason Coaches Poll was announced with the Pioneers picked to finish sixth, tied with Saint Francis (PA). Albany was tabbed as the preseason favorite with the Great Danes edging out defending champion Monmouth for top-billing in the poll. Robert Morris pulled in one first-place vote and finished tied for third in the poll with CCSU. Wagner landed in fifth with Sacred Heart and Saint Francis rounding out the poll in a tie for sixth.

**Former LB Signs with the Buffalo Bills...** Former Sacred Heart linebacker Jon Corto has been signed to the Buffalo Bills practice squad for the 2007 NFL season. Corto, an Orchard Park, NY native, signed with the Bill's as an undrafted free agent after attending the team's rookie mini-camp in May. Corto played for the Pioneers from 2003-06 and finished as the program's second all-time leading tackler with 300 stops. The former collegiate linebacker has made the transition to safety in the NFL. Corto is the second Pioneer to make his way onto an NFL roster. Former wide receiver DeVeren Johnson (2001) was drafted by the Dallas Cowboys in the 2001 NFL Draft and spent that season on the team's practice squad.

**History of Sacred Heart Football...** This is the 17th football season at Sacred Heart University. The program is 73-97 (.429) all-time and 53-42 (.558) since joining the Northeast Conference (NEC) and Division I FCS (formerly I-AA) in 1998. The program has had seven head coaches starting with Gary Reho (1991-96) who led the team to a 5-4 record in their inaugural season. Jim Fleming led the Pioneers to a 21-1 mark in his two seasons as head coach (2000-01) including the 11-0 2001 campaign that delivered the university and NEC title. 2001 also saw the Pioneers lone post season appearance, beating Duquesne in the ECAC Bowl, 31-15, laying claim to the Division I-AA Mid-Major National Championship.

## - This Date in SHU Football History -

**October 27th** - The Pioneers have twice played on October 27th, beating M.I.T., 26-7 during the 1991 season and beating Iona, 49-7 during the 2001 campaign. Pioneer running back Quinn Britto rushed for 113 yards and two touchdowns in the win at M.I.T. Britto scored on runs of one and 34 yards on his 18 carries. Quarterback Joe Martin threw a pair of touchdowns in the win, a 46-yard hookup with Garret Butler and a six-yarder to Ernie Blocker. In the 2001 win at Iona, quarterback Justin Holtfreter threw for 309 yards and three touchdowns to lead the way to the lopsided victory. Holtfreter threw touchdowns of four yards to Andre Jackson, 38 yards to Brandon Graham and 30 yards to Mike Luberti. The two teams played to a 7-7 tie after one quarter but an 80-yard interception return by Blake Neri in the second quarter led the Pioneers to 42 unanswered points on the way to the win.

## Pioneers Chasing History (Current Players in Bold Type)

<p><b>Scoring - Touchdowns, Career</b></p> <ol style="list-style-type: none"> <li>33 Ed Pricolo, 2002-05</li> <li>28 Marvin Royal, 2000-01</li> <li>25 Ron Stopkoski, 1991-94</li> <li>21 Kiheme Cowan, 1998-01</li> <li>19 Jason Bonadies, 2000-03</li> </ol> <p><b>16 Jason Payne, 2004-16</b> <b>16 Joey Henley, 2004-16</b> <b>16 Corey Bundy, 2004-16</b></p>	<p><b>Touchdown Receptions, Career</b></p> <ol style="list-style-type: none"> <li>19 DeVeren Johnson, 2000-01</li> <li><b>16 Joey Henley, 2004-16</b></li> <li><b>16 Corey Bundy, 2004-16</b></li> <li>14 Marlon Ward, 2001-03</li> <li>11 Alvin Franklin, 2003-06</li> </ol> <p><b>11 Steve Tedesco, 2006-11</b></p>
<p><b>Touchdowns Rushing, Career</b></p> <ol style="list-style-type: none"> <li>32 Ed Pricolo, 2002-05</li> <li>26 Marvin Royal, 2000-01</li> <li>25 Ron Stopkoski, 1991-94</li> <li>20 Jason Bonadies, 2000-03</li> <li>17 Brian Ihlefeld, 1993-96</li> </ol> <p><b>13 Jason Payne, 2004-13</b></p>	<p><b>Punt Yards, Career</b></p> <ol style="list-style-type: none"> <li>8,987 Mike Kraft, 1999-02</li> <li>7,955 Rob Stopkoski, 1991-94</li> <li>5,829 David Whalen, 2002-05</li> <li>5,127 Tony Palazzi, 1995-98</li> <li>3,330 Bob Kipp, 1995-97</li> </ol> <p><b>3,292 Derek Marks, 2005-11</b></p>
<p><b>Rushing Yards, Career</b></p> <ol style="list-style-type: none"> <li>3,052 Ed Pricolo, 2002-05</li> <li>2,408 Brian Ihlefeld, 1993-96</li> <li>2,183 Ron Stopkoski, 1991-94</li> <li>2,088 Marvin Royal, 2000-01</li> <li>1,828 Jason Bonadies, 2000-03</li> </ol> <p><b>1,806 Jason Payne, 2004-13</b></p>	<p><b>Highest Punting Avg., Career</b></p> <ol style="list-style-type: none"> <li><b>39.2 Derek Marks, 2005-11</b></li> <li>36.7 Mike Kraft, 1999-02</li> <li>36.4 Tony Palazzi, 1995-98</li> <li>35.9 David Whalen, 2002-05</li> <li>33.3 Rob Stopkoski, 1991-94</li> </ol>
<p><b>Receptions, Career</b></p> <ol style="list-style-type: none"> <li>112 Chris Wilkinson, 1997-00</li> <li><b>104 Corey Bundy, 2004-10</b></li> <li>98 Andy Gonzalez, 1999-02</li> <li><b>96 Joey Henley, 2004-10</b></li> <li>92 Alvin Franklin, 2003-06</li> </ol>	<p><b>Quarterback Sacks, Career</b></p> <ol style="list-style-type: none"> <li>27.0 Odain Mitchell, 1999-02</li> <li>24.5 Kayode Mayowa, 1999-02</li> <li>24.0 Shaun Hubbard, 2000-02</li> <li>21.5 Mike Kuchar, 1996-99</li> <li>20.5 Russ Greenberg, 1991-94</li> </ol> <p><b>17.0 Bill Hayden, 2003-17</b></p>
<p><b>Reception Yards, Career</b></p> <ol style="list-style-type: none"> <li>1,748 DeVeren Johnson, 2000-01</li> <li><b>1,603 Corey Bundy, 2004-16</b></li> <li>1,299 Chris Wilkinson, 1997-00</li> <li>1,297 Ray Sizensky, 1992-95</li> <li><b>1,279 Joey Henley, 2004-16</b></li> </ol>	<p><b>Tackles, Career</b></p> <ol style="list-style-type: none"> <li>463 Kayode Mayowa, 1999-02</li> <li>300 Jon Corto, 2003-06</li> <li>293 Bill Johnston, 1991-94</li> <li>286 Rolando Garcia, 2003-06</li> <li><b>279 John Wilson, 2004-10</b></li> </ol>
<p><b>Touchdown Passes, Season</b></p> <ol style="list-style-type: none"> <li>26 Justin Holtfreter, 2001</li> <li>19 Tyler Arciaga, 2006</li> <li>15 Dan Ammel, 2004</li> <li><b>14 Dale Fink, 2007</b></li> </ol> <p>14 Tyler Arciaga, 2005 14 Joe Kroells, 2002 14 Justin Holtreter, 2000</p>	<p><b>Completion Percentage, Season</b></p> <ol style="list-style-type: none"> <li><b>.709 (90-127) Dale Fink, 2007</b></li> <li>.575 (173-301) Justin Holtfreter, 2001</li> <li>.573 (211-368) Tyler Arciaga, 2006</li> <li>.567 (182-368) Tyler Arciaga, 2005</li> <li>.527 (89-169) Chris Kelly, 1994</li> </ol>
<p><b>Rushing Yds-Per-Carry, Career (min. 174 att.)</b></p> <ol style="list-style-type: none"> <li><b>5.90 (306-1806) Jason Payne, 2004-16</b></li> <li>5.21 (586-3052) Ed Pricolo, 2002-06</li> <li>5.19 (310-1609) Kiheme Cowan, 1998-01</li> <li>4.57 (289-1322) Terrence Washington, 1995-98</li> <li><b>4.50 (217-978) Evin Jones, 2005-11</b></li> </ol>	
<p><b>Reception Yds-Per-Catch, Career (min. 30 catches)</b></p> <ol style="list-style-type: none"> <li>20.3 (31-629) James Markwica, 1993-95</li> <li>20.1 (87-1748) DeVeren Johnson, 2000-01</li> <li>18.1 (66-1194) Marlon Ward, 2001-03</li> <li><b>15.4 (104-1603) Corey Bundy, 2004-16</b></li> <li>14.9 (87-1297) Ray Sizensky, 1992-95</li> </ol>	
<p><b>Kickoff Return Average, Career</b></p> <ol style="list-style-type: none"> <li>23.7 (70-1,656) Scott Warman, 1992-95</li> <li>22.5 (62-1394) Pete Athans, 1999-03</li> <li>21.4 (81-1,734) Kiheme Cowan, 1998-01</li> <li><b>20.2 (38-1396) Jason Payne, 2004-16</b></li> <li><b>18.5 (50-924) Evin Jones, 2005-11</b></li> </ol>	

**Inside Northeast Conference Football...**

**2007 Standings (through Week 8 games)**

	<u>School</u>	<u>NEC</u>	<u>Pct.</u>	<u>Overall</u>	<u>Pct</u>	<u>Strk</u>	<u>H</u>	<u>A</u>	<u>N</u>
1.	Central Conn. St.	3-0	1.000	5-2	.714	W3	3-0	2-2	0-0
	Albany	2-0	1.000	4-3	.571	W3	2-1	2-2	0-0
3.	Wagner	3-1	.750	5-2	.714	L1	2-1	3-1	0-0
4.	Robert Morris	2-2	.500	3-5	.375	L4	1-3	2-2	0-0
5.	Monmouth	1-2	.333	1-5	.167	L1	0-2	1-3	0-0
6.	Sacred Heart	0-3	.000	3-5	.375	W1	2-2	1-3	0-0
	St. Francis (PA)	0-3	.000	0-6	.000	L6	0-4	0-2	0-0



**2007 Gridiron Classic**

The Northeast Conference (NEC) and Pioneer Football League (PFL) entered a two-year agreement to meet in the *Gridiron Classic*, an exempted postseason football game that will match the champions of the two Division I FCS conferences. The inaugural *Gridiron Classic* took place on Saturday, November 18, 2006 with the PFL champion Sand Diego topping NEC champ Monmouth, 27-7 in West Long Branch, NJ. The PFL winner will host the 2007 event.



The NEC began sponsoring football at the FCS level in 1996, and has since increased its membership from five to seven institutions. Central Connecticut State, Monmouth, Robert Morris, Sacred Heart, Saint Francis (PA) and Wagner are full-time NEC members who sponsor football, and are joined by associate member Albany. Duquesne will become the newest NEC football member in 2008.

Set to begin its 14th season, the Pioneer Football League is one of three Division I football-only sport conferences. The PFL is comprised of eight members: Butler, Dayton, Davidson, Drake, Jacksonville, Morehead State, San Diego and Valparaiso.

**The Sports Network FCS Top-10 Mid-Major Poll (through Week 8)**

<u>Team</u>	<u>Rec.</u>	<u>Pts.</u>	<u>Prev. Rk</u>
1. San Diego (30)	7-0	300	1
2. Dayton	7-1	266	2
3. CCSU	5-2	236	3
4. Albany	4-3	192	6
5. Duquesne	5-2	150	7
6. Drake	5-3	131	4
7. Wagner	5-2	110	5
8. Iona	5-2	100	8
9. Morehead State	5-2	89	9
10. Davidson	4-3	55	NR

**Others receiving votes**

**(in order of points):** Stony Brook 10, Robert Morris 3, Jacksonville 3, Monmouth 2, Valparaiso 2.

**This Week's NEC Slate...**

**Saturday, October 27th**

Monmouth at CCSU 11:00 am  
 St. Francis (PA) at Sacred Heart 1:00 pm  
 Albany at Wagner 1:00 pm



**Week 8 Results...**

**Saturday, October 20th**

Sacred Heart 41 -- Marist 34  
 CCSU 21 -- Wagner 13  
 Albany 58 -- St. Francis (PA) 21  
 Duquesne 17 -- Robert Morris 14

**NEC Football Offensive Player of the Week**

**Dave McCarty, Albany**

**So., TB, 6-0, 190, Gansevoort, NY/La Salle Institute**

McCarty rushed for a career-high 170 yards and two touchdowns on only 15 carries in Albany's road rout of Saint Francis (PA). The sophomore tailback helped his team remain unbeaten in league play by averaging 11.3 yards per carry, which includes his 63-yard scoring scamper that opened the second half. Moving from flanker into the backfield during the off-season, McCarty has rushed for more than 140 yards on three occasions this season. He tallied 157 yards and 143 yards in wins over Stony Brook and Fordham, respectively.

**NEC Football Defensive Player of the Week**

**Blair Smart, Central Connecticut State**

**Jr., LB, 5-11, 225, Stamford, CT/Stamford**

Smart takes over the honor that teammate Ernie Greywacz claimed last week. The junior linebacker was at the center of CCSU's stifling defensive effort in Saturday's win at Wagner. Smart made 13 total tackles, 10 of the solo variety, as the Blue Devils held Wagner to 225 yards of total offense and forced the Seahawks to punt on each of their first nine possessions. Smart made two tackles for a loss in sending Wagner to its first NEC defeat.

**NEC Football Special Teams Player of the Week**

**Daniel Bocanegra, Albany**

**Jr., FL, 6-1, 195, Daly City, CA/Junipero Serra**

Bocanegra returned three punts for a total of 80 yards in Albany's road victory over NEC opponent Saint Francis (PA). His most impressive return of the day came late in the first quarter when he brought a punt back 53 yards to set up a Great Danes' touchdown. The junior flanker, who moved from quarterback following last season, also caught two balls for 23 yards on offense.

**NEC Football Rookie of the Week**

**Dale Fink, Sacred Heart**

**Fr., QB, 6-4, 200, Swansea, IL/Althoff Catholic**

Fink returned to early season form on Saturday in what was his second start back after missing three weeks with an ankle injury. The freshman signal caller completed 82 percent of his passes (18-22) for 204 yards and three touchdowns in the Pioneers' 41-34 win over Marist. In addition to throwing for three scores, Fink was on the receiving end of a six-yard touchdown pass during a second-quarter halfback option play. Fink sits seventh in all of Division I FCS with a 167.9 passer efficiency rating.



# 2007 Sacred Heart Football Roster

No.	Name	Yr.	Pos.	Ht./Wt.	Hometown / High School (Last School)	No.	Name	Yr.	Pos.	Ht./Wt.	Hometown / High School (Last School)
2	Rishard Brown	Jr.	DB	5-11/180	Miami, FL / Palmetto	55	Corey Brennan	Fr.	LB	6-0/220	Columbia, CT / Windham
3	Evin Jones	Jr.	RB	6-1/215	Pennsauken, NJ / Roman Catholic (PA)	56	Jason Richardson	Sr.	DL	6-0/260	Malden, MA / Malden Catholic
4	Jason Payne	Sr.	RB	5-10/205	Cortlandt Manor, NY / Walter Panas	57	Kyle Petheram	Fr.	LB	6-1/215	Bainbridge Island, WA / Bainbridge
5	Steve Tedesco	So.	WR	6-1/195	Mission Viejo, CA / Trabuco Hills	58	Chansler Davis	So.	OLB	6-4/220	Islip Terrace, NY / East Islip
6	Jeff Hodges	Jr.	DB	5-10/170	Royal Palm Beach, FL / Royal Palm	59	Elijah Dixon	R-Fr.	DL	6-0/245	Patterson, NJ / Patterson Catholic
7	Robert Trantin	Sr.	TE	6-5/240	Odenton, MD / Spalding	60	Matt Maguire	R-Fr.	OL	6-5/250	Madison, CT / Xavier H.S. / Berkshire Prep
8	Derek Marks	Jr.	P	6-2/195	East Lyme, CT / East Lyme	61	Charles Curry	R-Fr.	DL	6-3/240	Frederick, MD / Thomas Johnson
9	Corey Bundy	Sr.	WR	6-3/185	Selden, NY / Newfield	62	David Monteith	R-Fr.	DL	6-2/260	Attenson, NH / Bridgton Academy
10	Matt Fisher	Fr.	K	5-10/175	Greenlawn, NY / John Glenn	63	Brian Walsh	Jr.	OL	6-5/320	Wakefield, MA / Malden Catholic
11	Joe Schroeder	So.	K	5-10/175	Jackson, NJ / Jackson	64	Matt Bullen	R-Fr.	OL	6-1/290	Farmingdale, NY / Westminster School
11d	Mike Ulatoski	Fr.	WR	5-10/165	Naugatuck, CT / Naugatuck	66	Ryan Arroyo	Jr.	OL	6-5/280	Roebing, NJ / Florence Township
12	Pat Barnes	Fr.	QB	6-7/210	Schenectady, NY / Mohonassen	67	Robert Russell	R-Fr.	OL	6-7/340	Utica, NY / Proctor
13	Tom Hart	Fr.	DB	5-10/180	Woburn, MA / Bridgton Academy	68	Aaron Thomae	Sr.	OL	6-6/320	Westford, MA / Westford Academy
13d	Ray Sheehan	Fr.	QB	6-0/185	Howard Beach, NY / St. Francis Prep	69	Tarrel Allen	Fr.	OL	6-5/315	Syracuse, NY / Christian Brothers Academy
14	Dale Fink	R-Fr.	QB	6-4/200	Swansea, IL / Althoff Catholic	70	Justin Smith	R-Fr.	OL	6-4/345	Binghamton, NY / Binghamton
15	Seth Hansen	Fr.	WR	5-10/160	Old Saybrook, CT / Old Saybrook	72	Dan Plunkett	R-Fr.	OL	6-5/305	Quincy, MA / Catholic Memorial
16	Tyler McKeon	Fr.	QB	6-2/215	Worcester, MA / Worcester Academy	73	Randy Steyert	Sr.	OL	6-1/275	Sag Harbor, NY / Pierson
17	Brett Luongo	So.	DB	6-2/190	North Attleboro, MA / North Attleboro	74	Justin Playdon	Sr.	OL	6-6/270	Palmetto, FL / Salem (NH)
18	Shane Robinson	Jr.	RB	5-11/175	Sayreville, NJ / Bishop Ahr	76	Tom Havener	Fr.	OL	6-3/270	Whitesboro, NY / Whitesboro
19	Mike Mortali	Fr.	LB	6-1/170	Branford, CT / Branford	77	Charlie Byrne	Fr.	OL	6-7/305	Olney, MD / Hargrave Military
20	Anthony Mortali	Jr.	LB	6-2/180	Branford, CT / Branford	78	Paul Von Sück	Sr.	OL	6-4/270	West New York, NJ / Poly Prep
21	John Wilson	Sr.	DB	6-1/200	Bloomfield, CT / Bloomfield	79	Jason Pfalzgraf	R-Fr.	OL	6-0/275	Fairfield, CT / Fairfield H.S.
22	Brandon Chapman	R-Fr.	DB	5-8/150	Lumberton, NJ / Holy Cross	80	Joey Henley	Sr.	WR	6-4/220	Kent, WA / Kentridge
23	Liam Roecklien	Fr.	WR	6-4/200	Bronx, NY / Cardinal Spellman	81	Chris Rapp	So.	TE	6-5/240	Ridgefield Park, NJ / Ridgefield Park
24	Rashod Underwood	So.	DB	5-10/190	Baltimore, MD / Milford Mill	82	Tom Stripe	R-Fr.	TE	6-5/225	Mahwah, NJ / Mahwah
25	Josh Thomas	R-Fr.	DB	6-1/195	Hartford, CT / Weaver	83	Tony Patterson	R-Fr.	WR	6-3/190	Groton, CT / Fitch
26	Greg Jones	R-Fr.	LB	5-11/210	Westborough, MA / Bridgton Academy	84	Sean Jackson	Jr.	WR	6-1/190	Sarasota, FL / Cardinal Mooney
26d	Jonathan Gibbons	Jr.	RB	5-9/200	Feeding Hills, MA / Agawam	85	Mark Uyeno	R-Fr.	WR	6-2/190	Setauket, NY / Ward Melville
27	Dario Melendez	Sr.	WR	6-0/195	Boca Raton, FL / Spanish River	86	Frank Brady	Fr.	WR	5-10/190	Wayne, NJ / DePaul Catholic
28	Andre Isla	R-So.	DB	6-0/190	Brookhaven, NY / Bellport	87	Cliff Ibarrondo	Fr.	WR	6-4/170	West Tisbury, MA / Martha's Vineyard H.S.
29	Craig Lawson	Sr.	DB	6-0/180	Milford, OH / Milford	88	Pat LaRochelle	Fr.	TE	6-5/235	South Hadeley, MA / Williston N. Hampton Prep
30	Rod Osborne	Fr.	RB	5-11/190	Ossining, NY / Ossining	89	Shawn Bennett	R-Fr.	WR	6-3/185	Jamaica, NY / Christ the King
32	Adam Beliveau	R-Fr.	RB	6-1/230	Auburn, MA / Auburn	90	Peter Pulaski	Fr.	DL	6-0/260	Stratford, CT / St. Joseph's H.S.
33	Brian Friedman	So.	RB	6-0/230	Point Pleasant, NJ / Point Pleasant (Rutgers)	91	Bryan Cocco	Sr.	DL	6-4/260	Northampton, MA / Northampton
34	David Mastrangelo	Fr.	LB	6-2/220	Doylestown, PA / Central Bucks West	92	Adam Conger	R-Fr.	DL	6-4/240	Randolph, NJ / Randolph
35	Brian Flumere	Fr.	OLB	6-1/200	Milford, MA / Milford	93	Andrew Costantino	R-Fr.	DL	6-1/265	Abiagton, MA / Bridgton Academy
36	Andrew Clayton	Jr.	LB	5-10/220	Egg Harbor Township, NJ / Holy Spirit	96	Bill O'Brien	So.	DL	6-4/260	Lafayette, NY / Lafayette
38	Jeremy Meier	Fr.	OLB	6-3/205	Rome, NY / Rome Free Academy	97	Steve Ciliotta	Fr.	LB	6-2/210	Huntington Station, NY / Walt Whitman
39	Ed Gurrieri	Jr.	RB	5-9/170	Manalapan, NJ / Manalapan	98	Bill Hayden	Sr.	DL	6-5/250	Milford, PA / Delaware Valley
40	Sean Connington	Sr.	OLB	5-11/230	Yonkers, NY / Stepinac						
41	Mike Buesser	Sr.	RB	5-11/210	Hillsdale, NJ / Pascack Valley						
42	Rich Marrone	Jr.	LB	5-11/205	Brooklyn, NY / Poly Prep						
43	Will Veix	Fr.	FB	6-2/210	Pipersville, PA / Central Bucks East						
44	Andre Geraghty	So.	OLB	5-11/210	Bellevue, WA / Kent School						
45	James Pelzer	Fr.	LB	6-3/210	Laurel, MD / Reservoir						
46	Justin McCulley	Jr.	OLB	6-3/240	Sickerville, NJ / Worcester Academy						
47	Matt Dorosh	Fr.	LB	6-4/225	Beacon Falls, CT / Milford Academy						
48	Steve Young	Jr.	DB	6-3/200	Brooklyn, NY / Xaverian						
49	Tom Mele	Jr.	RB	5-11/225	Hillsdale, NJ / Don Bosco						
50	Brian Goodmond	Sr.	DL	6-0/250	New Rochelle, NY / New Rochelle						
51	Vinny Branchini	Fr.	DL	6-2/240	Longmeadow, MA / Longmeadow						
52	Paul Graziadei	Fr.	OLB	6-2/225	Little Falls, NY / Bridgton Academy						
54	Robert Occhiuzzi	Sr.	OLB	6-1/225	Red Bank, NJ / Red Bank Catholic						



# SHU Pioneer Football - Game Notes - vs. St. Francis (PA) Red Flash - October 27, 2007

## The Automated ScoreBook Sacred Heart Overall 2007 Team Statistics

TEAM STATISTICS	SHU	OPP
-----		
SCORING.....	199	237
Points Per Game.....	24.9	29.6
FIRST DOWNS.....	159	163
Rushing.....	76	68
Passing.....	72	91
Penalty.....	11	4
RUSHING YARDAGE.....	1292	1270
Yards gained rushing.....	1535	1486
Yards lost rushing.....	243	216
Rushing Attempts.....	305	313
Average Per Rush.....	4.2	4.1
Average Per Game.....	161.5	158.8
TDs Rushing.....	11	15
PASSING YARDAGE.....	1458	1996
Att-Comp-Int.....	214-140-7	227-146-3
Average Per Pass.....	6.8	8.8
Average Per Catch.....	10.4	13.7
Average Per Game.....	182.2	249.5
TDs Passing.....	15	15
TOTAL OFFENSE.....	2750	3266
Total Plays.....	519	540
Average Per Play.....	5.3	6.0
Average Per Game.....	343.8	408.2
KICK RETURNS: #-YARDS.....	41-650	31-655
PUNT RETURNS: #-YARDS.....	6-135	11-75
INT RETURNS: #-YARDS.....	3-98	7-73
KICK RETURN AVERAGE.....	15.9	21.1
PUNT RETURN AVERAGE.....	22.5	6.8
INT RETURN AVERAGE.....	32.7	10.4
FUMBLES-LOST.....	11-8	14-6
PENALTIES-YARDS.....	37-338	58-476
Average Per Game.....	42.2	59.5
PUNTS-YARDS.....	31-1105	32-1087
Average Per Punt.....	35.6	34.0
Net punt average.....	33.2	29.8
TIME OF POSSESSION/GAME.....	29:14	30:46
3RD-DOWN CONVERSIONS.....	45/99	56/115
3rd-Down Pct.....	45%	49%
4TH-DOWN CONVERSIONS.....	3/10	7/11
4th-Down Pct.....	30%	64%
SACKS BY-YARDS.....	12-84	24-155
MISC YARDS.....	23	-4
TOUCHDOWNS SCORED.....	28	31
FIELD GOALS-ATTEMPTS.....	2-5	7-11
ON-SIDE KICKS.....	0-0	1-2
RED-ZONE SCORES.....	18-23 78%	27-30 90%
RED-ZONE TOUCHDOWNS.....	16-23 70%	22-30 73%
PAT-ATTEMPTS.....	21-27 78%	28-30 93%
ATTENDANCE.....	8548	12142
Games/Avg Per Game.....	4/2137	4/3036
Neutral Site Games.....		0/0

SCORE BY QUARTERS	1st	2nd	3rd	4th	OT	Total
-----						
Sacred Heart.....	61	68	33	37	0	- 199
Opponents.....	44	82	41	63	7	- 237

# SHU Pioneer Football - Game Notes - vs. St. Francis (PA) Red Flash - October 27, 2007

## The Automated ScoreBook Sacred Heart Overall 2007 Individual Statistics

<b>RUSHING</b>	<b>GP</b>	<b>Att</b>	<b>Gain</b>	<b>Loss</b>	<b>Net</b>	<b>Avg</b>	<b>TD</b>	<b>Long</b>	<b>Avg/G</b>
Jason Payne	8	101	748	41	707	7.0	6	73	88.4
Evin Jones	7	76	345	13	332	4.4	3	22	47.4
Brian Friedman	8	35	162	2	160	4.6	1	20	20.0
Ed Gurrieri	4	28	112	10	102	3.6	1	9	25.5
Shane Robinson	2	18	70	5	65	3.6	0	13	32.5
Tyler McKeon	7	19	45	43	2	0.1	0	11	0.3
TEAM	4	2	0	15	-15	-7.5	0	0	-3.8
Dale Fink	6	26	53	114	-61	-2.3	0	13	-10.2
Total.....	8	305	1535	243	1292	4.2	11	73	161.5
Opponents.....	8	313	1486	216	1270	4.1	15	99	158.8

<b>PASSING</b>	<b>G</b>	<b>Effic</b>	<b>Cmp-Att-Int</b>	<b>Pct</b>	<b>Yds</b>	<b>TD</b>	<b>Lng</b>	<b>Avg/G</b>
Dale Fink	6	167.87	90-127-3	70.9	988	14	69	164.7
Tyler McKeon	7	94.09	49-85-4	57.6	464	0	42	66.3
Steve Tedesco	8	0.00	0-1-0	0.0	0	0	0	0.0
Brian Friedman	8	480.40	1-1-0	100.0	6	1	6	0.8
Total.....	8	139.24	140-214-7	65.4	1458	15	69	182.2
Opponents.....	8	157.34	146-227-3	64.3	1996	15	65	249.5

<b>RECEIVING</b>	<b>G</b>	<b>No.</b>	<b>Yds</b>	<b>Avg</b>	<b>TD</b>	<b>Long</b>	<b>Avg/G</b>
Steve Tedesco	8	39	437	11.2	6	29	54.6
Corey Bundy	8	35	355	10.1	2	69	44.4
Evin Jones	7	15	67	4.5	0	17	9.6
Joey Henley	4	13	218	16.8	5	42	54.5
Jason Payne	8	13	134	10.3	1	40	16.8
Tony Patterson	6	8	107	13.4	0	36	17.8
Tom Stripe	8	4	39	9.8	0	12	4.9
Dario Melendez	8	3	24	8.0	0	11	3.0
Brian Friedman	8	3	12	4.0	0	10	1.5
Chris Rapp	8	2	19	9.5	0	16	2.4
Shawn Bennett	7	2	18	9.0	0	11	2.6
Mark Uyeno	5	1	12	12.0	0	12	2.4
Ed Gurrieri	4	1	10	10.0	0	10	2.5
Dale Fink	6	1	6	6.0	1	6	1.0
Total.....	8	140	1458	10.4	15	69	182.2
Opponents.....	8	146	1996	13.7	15	65	249.5

<b>PUNT RETURNS</b>	<b>No.</b>	<b>Yds</b>	<b>Avg</b>	<b>TD</b>	<b>Long</b>	<b>INTERCEPTIONS</b>	<b>No.</b>	<b>Yds</b>	<b>Avg</b>	<b>TD</b>	<b>Long</b>
John Wilson	3	64	21.3	1	19	Rishard Brown	1	19	19.0	0	19
Steve Tedesco	3	71	23.7	0	54	John Wilson	1	54	54.0	1	54
Total.....	6	135	22.5	1	54	Andre Isla	1	25	25.0	0	25
Opponents.....	11	75	6.8	1	14	Total.....	3	98	32.7	1	54
						Opponents.....	7	73	10.4	0	29

<b>KICK RETURNS</b>	<b>No.</b>	<b>Yds</b>	<b>Avg</b>	<b>TD</b>	<b>Long</b>	<b>FUMBLE RETURNS</b>	<b>No.</b>	<b>Yds</b>	<b>Avg</b>	<b>TD</b>	<b>Long</b>
Evin Jones	15	230	15.3	0	31	Jason Richardson	1	5	5.0	0	5
Jason Payne	12	190	15.8	0	32	Total.....	1	5	5.0	0	5
Ed Gurrieri	4	84	21.0	0	25	Opponents.....	1	34	34.0	0	34
Brian Friedman	2	38	19.0	0	21						
Steve Tedesco	2	51	25.5	0	27						
Chris Rapp	2	3	1.5	0	7						
Andrew Clayton	1	17	17.0	0	17						
Shane Robinson	1	22	22.0	0	22						
Mike Buesser	1	15	15.0	0	15						
TEAM	1	0	0.0	0	0						
Total.....	41	650	15.9	0	32						
Opponents.....	31	655	21.1	0	41						

<b>SCORING</b>	<b>TD</b>	<b>FGs</b>	----- PATs -----			<b>Pass</b>	<b>DXP</b>	<b>Saf</b>	<b>Points</b>
			<b>Kick</b>	<b>Rush</b>	<b>Rev</b>				
Jason Payne	7	0-0	0-0	0-0	0	0-0	0	0	42
Steve Tedesco	6	0-0	0-0	0-0	0	0-0	0	0	36
Joey Henley	5	0-0	0-0	0-0	0	0-0	0	0	30
Joe Schroeder	0	2-5	20-26	0-0	0	0-0	0	0	26
Evin Jones	3	0-0	0-0	0-0	0	0-0	0	0	18
John Wilson	2	0-0	0-0	0-0	0	0-0	0	0	12
Corey Bundy	2	0-0	0-0	0-0	0	0-0	0	0	12
Dale Fink	1	0-0	0-0	0-0	0	0-0	0	0	6
Brian Friedman	1	0-0	0-0	0-0	0	0-0	0	0	6
Ed Gurrieri	1	0-0	0-0	0-0	0	0-0	0	0	6
Tyler McKeon	0	0-0	0-0	1-1	0	0-0	0	0	2
TEAM	0	0-0	0-0	0-0	0	0-0	0	1	2
Derek Marks	0	0-0	1-1	0-0	0	0-0	0	0	1
Total.....	28	2-5	21-27	1-1	0	0-0	0	1	199
Opponents.....	31	7-11	28-30	0-0	0	0-0	0	1	237

# SHU Pioneer Football - Game Notes - vs. St. Francis (PA) Red Flash - October 27, 2007

## The Automated ScoreBook Sacred Heart Overall 2007 Individual Statistics

TOTAL OFFENSE	G	Plays	Rush	Pass	Total	Avg/G
Dale Fink	6	153	-61	988	927	154.5
Jason Payne	8	101	707	0	707	88.4
Tyler McKeon	7	104	2	464	466	66.6
Evin Jones	7	76	332	0	332	47.4
Brian Friedman	8	36	160	6	166	20.8
Ed Gurrieri	4	28	102	0	102	25.5
Shane Robinson	2	18	65	0	65	32.5
TEAM	4	2	-15	0	-15	-3.8
Total.....	8	519	1292	1458	2750	343.8
Opponents.....	8	540	1270	1996	3266	408.2

FIELD GOALS	FGM-FGA	Pct	01-19	20-29	30-39	40-49	50-99	Lg	Blk
Joe Schroeder	2-5	40.0	0-0	1-2	1-3	0-0	0-0	35	0

FG SEQUENCE	Sacred Heart	OPPONENTS
Assumption	-	-
La Salle	-	-
Iona	(35)	-
Duquesne	(25)	(26),(25),41,(35)
Wagner	29,38,34	(46),(31),(47)
Monmouth	-	27
Albany	-	43,(39)
Marist	-	30

Numbers in (parentheses) indicate field goal was made.

PUNTING	No.	Yds	Avg	Long	TB	FC	120	Blkd
Derek Marks	27	1021	37.8	55	0	7	7	1
TEAM	2	0	0.0	0	0	0	0	1
Brian Friedman	2	84	42.0	44	0	0	1	0
Total.....	31	1105	35.6	55	0	7	8	2
Opponents.....	32	1087	34.0	60	0	8	11	2

KICKOFFS	No.	Yds	Avg	TB	O B	Retn	Net	YdLn
Joe Schroeder	36	2213	61.5	5	1			
Derek Marks	3	191	63.7	1	1			
Total.....	39	2404	61.6	6	2	655	41.8	28
Opponents.....	43	2479	57.7	3	0	650	41.1	28

ALL PURPOSE	G	Rush	Rec	PR	KOR	IR	Tot	Avg/G
Jason Payne	8	707	134	0	190	0	1031	128.9
Evin Jones	7	332	67	0	230	0	629	89.9
Steve Tedesco	8	0	437	71	51	0	559	69.9
Corey Bundy	8	0	355	0	0	0	355	44.4
Joey Henley	4	0	218	0	0	0	218	54.5
Brian Friedman	8	160	12	0	38	0	210	26.2
Ed Gurrieri	4	102	10	0	84	0	196	49.0
John Wilson	8	0	0	64	0	54	118	14.8
Tony Patterson	6	0	107	0	0	0	107	17.8
Shane Robinson	2	65	0	0	22	0	87	43.5
Tom Stripe	8	0	39	0	0	0	39	4.9
Andre Isla	8	0	0	0	0	25	25	3.1
Dario Melendez	8	0	24	0	0	0	24	3.0
Chris Rapp	8	0	19	0	3	0	22	2.8
Rishard Brown	8	0	0	0	0	19	19	2.4
Shawn Bennett	7	0	18	0	0	0	18	2.6
Andrew Clayton	5	0	0	0	17	0	17	3.4
Mike Buesser	4	0	0	0	15	0	15	3.8
Mark Uyeno	5	0	12	0	0	0	12	2.4
Tyler McKeon	7	2	0	0	0	0	2	0.3
TEAM	4	-15	0	0	0	0	-15	-3.8
Dale Fink	6	-61	6	0	0	0	-55	-9.2
Total.....	8	1292	1458	135	650	98	3633	454.1
Opponents.....	8	1270	1996	75	655	73	4069	508.6

# SNU Pioneer Football - Game Notes - vs. St. Francis (PA) Red Flash - October 27, 2007

## The Automated ScoreBook Sacred Heart Overall 2007 Defensive Statistics

DEFENSIVE LEADERS	-----Tackles-----				TFL/Yds	-Sacks-	---Pass Def---			-Fumbles-		Blkd	
	GP	Solo	Ast	Total			No-Yds	Int-Yds	BrUp	QBH	Rcv-Yds	FF	Kick
21 John Wilson	8	40	43	83	3.0-4	.	1-54	.	.	1-0	1	1	.
42 Rich Marrone	8	14	33	47	1.5-3	.	.	3	.	.	1	.	.
48 Steve Young	8	29	16	45	2.5-17	1.0-5	.	5	.	.	.	1	.
44 Andre Geraghty	5	17	19	36	4.5-19	1.0-10	.	.	.	.	1	.	.
28 Andre Isla	8	21	14	35	1.5-2	.	1-25	2	.	.	1	.	.
56 Jason Richardson	8	11	21	32	4.0-17	2.5-16	.	1	.	2-5	1	.	.
2 Rishard Brown	8	19	12	31	1.0-2	.	1-19	6	.	.	1	.	.
98 Bill Hayden	8	17	14	31	4.0-20	2.0-15	.	.	.	.	.	.	.
96 Bill O'Brien	8	11	19	30	4.5-19	2.0-12	.	.	.	.	.	.	.
36 Andrew Clayton	5	12	18	30	2.0-6	0.5-2	.	.	.	.	.	1	.
91 Bryan Cocco	8	8	17	25	4.5-11	1.0-3	.	.	.	.	1	.	.
54 Robert Occhiuzzi	7	7	13	20	2.0-11	.	.	.	1	.	.	.	.
20 Anthony Mortali	8	8	10	18	.	.	.	1	1	.	.	.	.
25 Josh Thomas	8	12	4	16	.	.	.	.	.	.	.	.	.
50 Brian Goodmond	8	1	14	15	0.5-0	.	.	1	.	.	.	.	.
58 Chansler Davis	4	5	10	15	3.5-20	1.0-12	.	1	1	.	1	.	.
43 Will Veix	8	7	6	13	1.0-1	.	.	2	.	1-0	.	.	.
45 James Pelzer	8	7	4	11	.	.	.	1	.	.	.	.	.
93 Andrew Costantino	8	3	7	10	0.5-1	.	.	1	1	.	.	.	.
47 Matt Dorosh	2	6	4	10	1.5-7	.	.	.	.	.	.	.	.
35 Brian Flumere	6	5	4	9	1.5-10	1.0-9	.	.	.	1-0	.	.	.
6 Jeff Hodges	8	2	5	7	.	.	.	.	.	.	.	.	.
17 Brett Luongo	6	6	.	6	.	.	.	.	.	.	1	.	.
29 Craig Lawson	5	5	.	5	.	.	.	.	.	.	.	.	.
34 David Mastrangelo	3	3	1	4	0.5-2	.	.	.	.	.	.	.	.
26 Greg Jones	5	.	4	4	.	.	.	.	.	.	.	.	.
19 Mike Mortali	5	3	1	4	.	.	.	.	.	.	.	.	.
40 Sean Connington	4	2	1	3	.	.	.	.	.	.	.	.	.
59 Elijah Dixon	4	1	1	2	.	.	.	.	.	.	.	.	.
37 Zach Szymanski	4	2	.	2	.	.	.	.	.	.	.	.	.
11 Joe Schroeder	8	2	.	2	.	.	.	.	.	.	.	.	.
89 Shawn Bennett	7	1	.	1	.	.	.	.	.	.	.	.	.
8 Derek Marks	8	1	.	1	.	.	.	.	.	.	.	.	.
70 Justin Smith	8	1	.	1	.	.	.	.	.	.	.	.	.
84 Sean Jackson	7	1	.	1	.	.	.	.	.	.	.	.	.
39 Ed Gurrieri	4	1	.	1	.	.	.	.	.	.	.	.	.
76 Tom Havener	8	1	.	1	.	.	.	.	.	.	.	.	.
9 Corey Bundy	8	1	.	1	.	.	.	.	.	.	.	1	.
3 Evin Jones	7	.	1	1	.	.	.	.	.	.	.	.	.
4 Jason Payne	8	1	.	1	.	.	.	.	.	.	.	.	.
33 Brian Friedman	8	1	.	1	.	.	.	.	.	.	.	.	.
TM TEAM	4	.	.	.	.	.	.	.	.	1-0	.	.	1
52 Paul Graziadei	2	.	.	.	.	.	.	1	.	.	.	.	.
53 COPPOLA, Steve	1	.	.	.	.	.	.	.	1	.	.	.	.
Total.....	8	295	316	611	44-172	12-84	3-98	25	5	6-5	9	4	1
Opponents.....	8	291	306	597	55-234	24-155	7-73	19	7	7-34	6	3	1

# SHU Pioneer Football - Game Notes - vs. St. Francis (PA) Red Flash - October 27, 2007

## Game #1 - Sacred Heart 41, Assumption 20 - August 30, 2007 - Worcester, Mass.

**At Multi-Sport Stadium**

Score By Quarters	1	2	3	4	F
Sacred Heart (1-0)	14	14	13	0	- 41
Assumption (0-1)	7	0	0	13	- 20

### Scoring Summary:

- 1st Q**  
 8:55 AC - Jay Youngblood 4 yd run (Eisele Kick)  
 13 plays, 80 yards, 6:05 - AC, 7-0  
 6:34 SHU - Joey Henley 38 yd pass from Dale Fink (Schroeder kick)  
 5 plays, 48 yards, 2:21 - Tied, 7-7  
 3:07 SHU - Steve Tedesco 25 yd pass from Dale Fink (Schroeder kick)  
 7 plays, 61 yards, 2:17 - SHU, 14-7
- 2nd Q**  
 14:50 SHU - Jason Payne 23 yd run (Schroeder kick)  
 4 plays, 77 yards, 0:32 - SHU, 21-7  
 00:10 SHU - Steve Tedesco 14 yd pass from Dale Fink (Schroeder kick)  
 6 plays, 59 yards, 00:53 - SHU, 28-7
- 3rd Q**  
 11:03 SHU - Jason Payne 19 yd run (Schroeder kick failed)  
 9 plays, 59 yards, 3:57 - SHU, 34-7  
 3:33 SHU - Steve Tedesco 6 yd pass from Dale Fink (Schroeder kick)  
 9 plays, 61 yards, 4:10 - SHU, 41-7
- 4th Q**  
 7:42 AC - David Canney 5 yd pass from Taylor Humphrey (Eisel Kick)  
 3 plays, 77 yards, 00:26 - SHU, 41-14  
 00:00 AC - David Canney 22 yd pass from Taylor Humphrey (Eisel Kick)  
 6 plays, 72 yards, 00:56 - SHU, 41-20

Individual Statistics:	Team Statistics:
<b>RUSHING:</b> Sacred Heart-Evin Jones 16-89; Jason Payne 8-75; Brian Friedman 6-27; Ed Gurrieri 8-19; Dale Fink 3-11; Shane Robinson 2-5; Tyler McKeon 1-2. Assumption-Jay Youngblood 14-27; Kyle Johnson 6-22; Taylor Humphrey 3-17; Herb Woodard 2-3; Mike Senella 1-minus 11.	<b>FIRST DOWNS</b> SHU 26 AC 20 <b>RUSHES-YARDS (NET)</b> 44-228 26-58 <b>PASSING YDS (NET)</b> 259 290 <b>Passes Att-Comp-Int</b> 29-18-0 41-23-0 <b>TOTAL PLAYS-YARDS</b> 73-487 67-348 <b>Fumble Returns-Yards</b> 0-0 0-0 <b>Punt Returns-Yards</b> 2-31 1-0 <b>Kickoff Returns-Yards</b> 3-72 4-75 <b>Interception Returns-Yards</b> 0-0 0-0 <b>Punts (Number-Avg)</b> 4-38.5 7-41.0 <b>Fumbles-Lost</b> 0-0 3-0 <b>Penalties-Yards</b> 5-39 4-30 <b>Possession Time</b> 31:54 28:06 <b>Third-Down Conversions</b> 10 of 15 5 of 14 <b>Fourth-Down Conversions</b> 0 of 1 1 of 2 <b>Red-Zone Scores-Chances</b> 3-3 2-3 <b>Sacks By: Number-Yards</b> 0-0 1-2
<b>PASSING:</b> Sacred Heart-Dale Fink 16-25-0-238; Tyler McKeon 2-4-0-21. Assumption-Taylor Humphrey 23-41-0-290.	
<b>RECEIVING:</b> Sacred Heart-Steve Tedesco 5-66; Evin Jones 5-34; Tony Patterson 2-38; Tom Stripe 2-24; Joey Henley 1-38; Corey Bundy 1-38; Shawn Bennett 1-11; Ed Gurrieri 1-10. Assumption-David Canney 9-166; Jake Beers 6-46; Matt Thibeault 3-32; Joey Fabiano 2-12; Jay Youngblood 1-30; Brian Carey 1-12; Kyle Johnson 1-minus 8.	

## Game #2 - Sacred Heart 54, La Salle 14 - September 8, 2007 - Fairfield, Conn.

**At Campus Field**

Score By Quarters	1	2	3	4	F
Sacred Heart (2-0)	19	28	0	7	- 54
La Salle (0-2)	0	7	7	0	- 14

### Scoring Summary:

- 1st Q**  
 7:49 SHU - Evin Jones 12 yd run (Schroeder kick)  
 5 plays, 60 yards, 1:58 - SHU, 7-0  
 4:02 SHU - Corey Bundy 69 yd pass from Dale Fink (Schroeder kick failed)  
 5 plays, 91 yards, 2:19 - SHU, 13-0  
 1:45 SHU - Evin Jones 2 yd run (Schroeder kick failed)  
 4 plays, 25 yards, 1:09 - SHU, 19-0
- 2nd Q**  
 14:56 SHU - Joey Henley 6 yd pass from Dale Fink (Schroeder kick)  
 1 play, 6 yards, 0:07 - SHU, 26-0  
 13:00 L S - Chris Hanson 7 yd run (Perlozzo kick)  
 4 plays, 51 yards, 1:51 - SHU, 26-7  
 8:26 SHU - Joey Henley 5 yd pass from Dale Fink (Schroeder kick)  
 9 plays, 51 yards, 4:34 - SHU, 33-7  
 7:32 SHU - Jason Payne 28 yd run (Schroeder kick)  
 2 plays, 30 yards, 0:47 - SHU, 40-7  
 6:37 SHU - John Wilson 54 yd interception return (Schroeder kick)  
 SHU, 47-7
- 3rd Q**  
 4:22 L S - Rayvo Williams 4 yd run (Perlozzo kick)  
 5 plays, 62 yards, 2:33 - SHU, 47-14
- 4th Q**  
 4:16 SHU - Ed Gurrieri 4 yd run (Schroeder kick)  
 12 plays, 81 yards, 7:25 - SHU, 54-14

Individual Statistics:	Team Statistics:
<b>RUSHING:</b> La Salle-Hanson,Chris 10-40; Macknet,Dave 3-8; Williams,Rayvo 3-8; Dudiski,Deric 3-4; Guerri,Gabe 1-1; Creighton,Cj 1-0; Scipione,John 4-minus 2. Sacred Heart-Ed Gurrieri 20-83; Evin Jones 8-65; Shane Robinson 16-60; Jason Payne 7-60; Brian Friedman 4-24; Dale Fink 3-19; Tyler McKeon 3-8.	<b>FIRST DOWNS</b> LaSalle 6 SHU 26 <b>RUSHES-YARDS (NET)</b> 25-59 61-319 <b>PASSING YDS (NET)</b> 133 182 <b>Passes Att-Comp-Int</b> 15-9-1 14-12-0 <b>TOTAL PLAYS-YARDS</b> 40-192 75-501 <b>Fumble Returns-Yards</b> 0-0 0-0 <b>Punt Returns-Yards</b> 0-0 2-71 <b>Kickoff Returns-Yards</b> 8-194 2-39 <b>Interception Returns-Yards</b> 0-0 1-54 <b>Punts (Number-Avg)</b> 6-36.5 0-0.0 <b>Fumbles-Lost</b> 2-2 0-0 <b>Penalties-Yards</b> 8-57 7-60 <b>Possession Time</b> 20:29 39:31 <b>Third-Down Conversions</b> 2 of 10 8 of 12 <b>Fourth-Down Conversions</b> 0 of 0 1 of 3 <b>Red-Zone Scores-Chances</b> 2-2 5-5 <b>Sacks By: Number-Yards</b> 2-3 3-21
<b>PASSING:</b> La Salle-Hanson,Chris 8-14-1-127; Panasuk,Steve 1-1-0-6. Sacred Heart-Dale Fink 8-9-0-122; Tyler McKeon 4-5-0-60.	
<b>RECEIVING:</b> La Salle-Kendrick,Shane 3-49; Torres,Bryant 3-22; Dudiski,Deric 1-54; Crockett,Kevin 1-6; Mcvey,John 1-2. Sacred Heart-Tony Patterson 3-46; Joey Henley 3-32; Corey Bundy 2-75; Mark Uyeno 1-12; Steve Tedesco 1-11; Shawn Bennett 1-7; Evin Jones 1-minus 1.	

## Game #3 - Iona 34, Sacred Heart 10 - September 15, 2007 - New Rochelle, N.Y.

**At Mazzella Field**

Score By Quarters	1	2	3	4	F
Sacred Heart (2-1)	0	3	7	0	- 10
Iona (3-0)	7	13	0	14	- 34

### Scoring Summary:

- 1st Q**  
 4:01 IC - Tyler Schroeder 14 yd pass from Nick Rossetti (Lofrese kick)  
 5 plays, 52 yards, 1:48 - Iona, 7-0
- 2nd Q**  
 14:05 IC - Dane Samuels 29 yd pass from Nick Rossetti (Lofrese kick)  
 5 plays, 64 yards, 1:41 - Iona, 14-0  
 4:02 SHU - Joe Schroeder 35 yard field goal  
 12 plays, 66 yards, 6:27 - Iona, 14-3  
 1:03 IC - DeMarcus White 20 yd pass from Nick Rossetti (kick failed)  
 1 play, 20 yards, 0:09 - Iona, 20-3
- 3rd Q**  
 6:15 SHU - Joey Henley 14 yd pass from Dale Fink (Schroeder kick)  
 12 plays, 76 yards, 5:28 - Iona, 20-10
- 4th Q**  
 14:57 IC - Nick Rossetti 2 yd run (Lofrese kick)  
 6 plays, 19 yards, 2:13 - Iona, 27-10  
 11:07 IC - Tim Mastrino 10 yd pass from Nick Rossetti (Lofrese kick)  
 6 plays, 29 yards, 1:46 - Iona, 34-10

Individual Statistics:	Team Statistics:
<b>RUSHING:</b> Sacred Heart-Jason Payne 11-61; Evin Jones 12-33; Dale Fink 10-minus 34. Iona-Samuels, Dane 11-58; Arcara, Rudy 17-26; Rossetti, Nick 7-12; Sanchez, Caesar 1-6; Mastrino, Tim 1-4; Ellis, Daron 1-minus 2.	<b>FIRST DOWNS</b> SHU 21 Iona 17 <b>RUSHES-YARDS (NET)</b> 33-60 38-104 <b>PASSING YDS (NET)</b> 223 214 <b>Passes Att-Comp-Int</b> 38-25-2 24-15-0 <b>TOTAL PLAYS-YARDS</b> 71-283 62-318 <b>Fumble Returns-Yards</b> 0-0 0-0 <b>Punt Returns-Yards</b> 1-0 1-24 <b>Kickoff Returns-Yards</b> 6-77 3-66 <b>Interception Returns-Yards</b> 0-0 2-4 <b>Punts (Number-Avg)</b> 3-23.3 7-27.4 <b>Fumbles-Lost</b> 3-3 0-0 <b>Penalties-Yards</b> 3-33 6-48 <b>Possession Time</b> 31:07 28:53 <b>Third-Down Conversions</b> 6 of 13 6 of 13 <b>Fourth-Down Conversions</b> 0 of 2 0 of 0 <b>Red-Zone Scores-Chances</b> 2-2 4-4 <b>Sacks By: Number-Yards</b> 1-12 6-54
<b>PASSING:</b> Sacred Heart-Dale Fink 25-38-2-223. Iona-Rossetti, Nick 15-24-0-214.	
<b>RECEIVING:</b> Sacred Heart-Corey Bundy 8-50; Joey Henley 6-74; Steve Tedesco 4-52; Evin Jones 4-27; Dario Melendez 2-17; Jason Payne 1-3. Iona-Samuels, Dane 4-80; White, DeMarcus 4-65; Mastrino, Tim 2-32; Schroeder, Tyle 1-14; Mink, Ryan 1-13; Day, Michael 1-11; Walters, Dave 1-1; Arcara, Rudy 1-minus 2.	

# SHU Pioneer Football - Game Notes - vs. St. Francis (PA) Red Flash - October 27, 2007

## Game #4 - Duquesne 30, Sacred Heart 23 (ot) - September 22, 2007 - Fairfield, Conn.

### At Campus Field



Score By Quarters	1	2	3	4	OT	F
Duquesne (1-2)	7	13	3	0	7	30
Sacred Heart (2-2)	14	0	0	9	0	23



### Scoring Summary:

**1st Q**  
 13:32 DUQ - Greg Hough 4 yd run (Trojan kick)  
 5 plays, 67 yards, 1:28 - DUQ, 7-0  
 9:00 SHU - Joey Henley 26 yd pass from Dale Fink (Schroeder kick)  
 9 plays, 79 yards, 4:25 - Tied, 7-7  
 2:31 SHU - Jason Payne 40 yd pass from Dale Fink (Schroeder kick)  
 9 plays, 65 yards, 3:51 - SHU, 14-7

**2nd Q**  
 9:49 DUQ - Mark Troyan 26 yd field goal  
 15 plays, 71 yards, 7:39 - SHU, 14-10  
 3:19 DUQ - Mark Troyan 25 yd field goal  
 5 plays, 38 yards, 2:00 - SHU, 14-13  
 1:25 DUQ - Michael Rasky 5 yd pass from Kevin Rombach (Trojan kick)  
 3 plays, 36 yards, 0:19 - DUQ, 20-14

**3rd Q**  
 2:18 DUQ - Mark Troyan 35 yd field goal  
 12 plays, 55 yards, 5:38 - DUQ, 23-14

**4th Q**  
 14:04 SHU - Joe Schroeder 25 yd field goal  
 10 plays, 67 yards, 3:05 - DUQ, 23-17  
 9:14 SHU - John Wilson 18-yard blocked punt return (Schroeder kick failed)  
 Tied, 23-23

**OT**  
 -- DUQ - Greg Hough 8 yd run (Trojan kick)  
 8 plays - DUQ, 30-23

### Individual Statistics:

RUSHING: Duquesne-Hough, Greg 20-107; Void, Dennis 8-29; Rombach, Kevin 2-6; TEAM 1-minus 1. Sacred Heart-Evin Jones 16-72; Jason Payne 11-72; Brian Friedman 3-11; Tyler McKeon 3-minus 3; TEAM 1-minus 11; Dale Fink 4-minus 20.

PASSING: Duquesne-Rombach, Kevin 29-41-0-316. Sacred Heart-Tyler McKeon 10-17-1-91; Dale Fink 6-9-0-94; Steve Tedesco 0-1-0-0.

RECEIVING: Duquesne-Hocker, Bruce 8-96; Roberson, Alex 4-62; Carter, Conrad 4-48; Hough, Greg 4-40; Gitter, Calvin 3-18; Rasky, Michael 2-28; Gilchrist, Todd 2-12; Void, Dennis 1-7; Rombach, Kevin 1-5. Sacred Heart-Corey Bundy 4-11; Joey Henley 3-74; Jason Payne 3-67; Steve Tedesco 3-28; Evin Jones 3-5.

### Team Statistics:

	DUQ	SHU
FIRST DOWNS	23	16
RUSHES-YARDS (NET)	31-141	38-121
PASSING YDS (NET)	316	185
Passes Att-Comp-Int	41-29-0	27-16-1
TOTAL PLAYS-YARDS	72-457	65-306
Fumble Returns-Yards	0-0	0-0
Punt Returns-Yards	2-15	1-33
Kickoff Returns-Yards	4-83	6-77
Interception Returns-Yards	1-2	0-0
Punts (Number-Avg)	3-22.7	7-36.7
Fumbles-Lost	2-2	2-0
Penalties-Yards	11-91	6-70
Possession Time	33:22	26:38
Third-Down Conversions	8 of 16	5 of 15
Fourth-Down Conversions	0 of 0	0 of 0
Red-Zone Scores-Chances	5-5	1-2
Sacks By: Number-Yards	4-35	0-0

## Game #5 - Wagner 18, Sacred Heart 15 - September 29, 2007 - Staten Island, N.Y.

### At Wagner Stadium



Score By Quarters	1	2	3	4	F
Sacred Heart (2-3, 0-1)	0	0	7	8	15
Wagner (3-1, 1-0)	2	7	3	6	18



### Scoring Summary:

**1st Q**  
 14:44 WC - TEAM Safety - WC, 2-0

**2nd Q**  
 0:39 Lon Woods 9 yd pass from Matt Abbey (Czech kick)  
 8 plays, 72 yards, 2:50 - WC, 9-0

**3rd Q**  
 11:11 WC - Piotr Czech 46 yd feild goal  
 9 plays, 53 yards, 3:42 - WC, 12-0  
 3:55 SHU - Evin Jones 1 yd run (Schroeder kick)  
 14 plays, 82 yards, 7:07 - WC, 12-7

**4th Q**  
 14:50 WC - Piotr Czech 31 yd field goal  
 10 plays, 63 yards, 3:56 - WC, 15-7  
 12:04 SHU - Jason Payne 25 yd run (McKeon rush)  
 8 plays, 79 yards, 2:38 - Tied, 15-15  
 7:43 WC - Piotr Czech 47 yd field goal  
 8 plays, 46 yards, 4:15 - WC, 18-15

### Individual Statistics:

RUSHING: Sacred Heart-Evin Jones 14-37; Jason Payne 7-27; Tyler McKeon 7-minus 6. Wagner-BUTLER, Jason 37-157; DAVIS, Rodney 8-40; PARKER, Richard 1-1; ABBEY, Matt 6-minus 24.

PASSING: Sacred Heart-Tyler McKeon 20-34-1-207. Wagner-ABBEY, Matt 6-14-1-134.

RECEIVING: Sacred Heart-Steve Tedesco 11-143; Corey Bundy 4-16; Jason Payne 3-31; Tony Patterson 1-14; Chris Rapp 1-3.

Wagner-COLLINS, Tyrone 2-48; WOODS, Lon 2-20; MIZELL, Morgan 1-34; KINARD, Joe 1-32.

### Team Statistics:

	SHU	WC
FIRST DOWNS	19	17
RUSHES-YARDS (NET)	28-58	52-174
PASSING YDS (NET)	207	134
Passes Att-Comp-Int	34-20-1	14-6-1
TOTAL PLAYS-YARDS	62-265	66-308
Fumble Returns-Yards	1-5	0-0
Punt Returns-Yards	0-0	0-0
Kickoff Returns-Yards	4-57	4-59
Interception Returns-Yards	1-19	1-29
Punts (Number-Avg)	4-40.0	4-35.2
Fumbles-Lost	1-0	1-1
Penalties-Yards	5-40	8-83
Possession Time	27:44	32:16
Third-Down Conversions	6 of 13	6 of 15
Fourth-Down Conversions	0 of 0	0 of 0
Red-Zone Scores-Chances	1-3	2-2
Sacks By: Number-Yards	3-21	4-21

## Game #6 - Monmouth 49, Sacred Heart 8 - October 6, 2007 - Fairfield, Conn.

### At Campus Field



Score By Quarters	1	2	3	4	F
Sacred Heart (2-4, 0-2)	0	2	0	6	8
Monmouth (1-4, 1-1)	14	21	7	7	49



### Scoring Summary:

**1st Q**  
 13:22 MU - Ayo Falae 14 yd blocked punt return (Weingart kick)  
 MU, 7-0  
 8:29 MU - David Sinisi 41 yd run (Weingart kick)  
 8 plays, 73 yards, 3:28 - MU, 14-0

**2nd Q**  
 14:23 MU - David Sinisi 2 yd run (Weingart kick)  
 12 plays, 73 yards, 5:52 - MU, 21-0  
 8:48 MU - A. San Miguel 39 yd pass from Brett Burke (Weingart kick)  
 9 plays, 82 yards, 3:52 - MU, 28-0  
 6:10 SHU - TEAM Safety  
 MU, 28-2  
 1:52 MU - David Sinisi 99 yd run (Weingart kick)  
 1 play, 99 yards, 0:23 - MU, 35-2

**3rd Q**  
 3:14 MU - John Nalbhone 18 yd pass from Brett Burke (Weingart kick)  
 3 plays, 29 yards, 1:17 - MU, 42-2

**4th Q**  
 13:11 SHU - Brian Friedman 4 yd run (Schroeder kick blocked)  
 14 plays, 60 yards, 4:55 - MU, 42-8  
 8:05 MU - Ryan Skorupka 3 yd run (Weingart kick)  
 10 plays, 57 yards, 4:59 - MU, 49-8

### Individual Statistics:

RUSHING: Monmouth-SINISI, David 17-200; GILES, Bobby 16-119; SKORUPKA, Ryan 7-23; FOLSOM, Ryan 1-8; BURKE, Brett 7-7; KILEY, Chris 1-2; TEAM 3-minus 28. Sacred Heart-Jason Payne 10-123; Brian Friedman 12-48; Evin Jones 7-17; Tyler McKeon 5-1.

PASSING: Monmouth-BURKE, Brett 15-19-0-241; FOLSOM, Ryan 2-3-0-21. Sacred Heart-Tyler McKeon 13-24-1-85.



RECEIVING: Monmouth-NALBONE, John 4-59; YUDIN, Troy 3-67; KILEY, Chris 3-24; SANMIGUEL, A. 2-55; SINISI, David 2-23; GILES, Bobby 1-17; DOWENS, Steve 1-12; EASLEY, Marion 1-5. Sacred Heart-Steve Tedesco 5-44; Corey Bundy 3-31; Jason Payne 2-11; Brian Friedman 2-2; Evin Jones 1-minus 3.

### Team Statistics:



	MU	SHU
FIRST DOWNS	26	14
RUSHES-YARDS (NET)	52-331	34-189
PASSING YDS (NET)	262	85
Passes Att-Comp-Int	22-17-0	24-13-1
TOTAL PLAYS-YARDS	74-593	58-274
Fumble Returns-Yards	0-0	0-0
Punt Returns-Yards	1-28	0-0
Kickoff Returns-Yards	2-49	9-167
Interception Returns-Yards	1-10	0-0
Punts (Number-Avg)	1-36.0	5-32.2
Fumbles-Lost	2-1	2-2
Penalties-Yards	9-71	3-35
Possession Time	34:26	25:34
Third-Down Conversions	10 of 15	3 of 13
Fourth-Down Conversions	3 of 4	2 of 4
Red-Zone Scores-Chances	3-4	1-3
Sacks By: Number-Yards	1-7	2-11

# SHU Pioneer Football - Game Notes - vs. St. Francis (PA) Red Flash - October 27, 2007



## Game #7 - Albany 38, Sacred Heart 7 - October 13, 2007 - Albany, N.Y.

At University Field							Scoring Summary:	
	<b>Score By Quarters</b>	<b>1</b>	<b>2</b>	<b>3</b>	<b>4</b>	<b>F</b>		
	Sacred Heart (2-5, 0-3)	0	7	0	0	-	7	
	Albany (3-3, 1-0)	7	14	14	3	-	38	
<b>Individual Statistics:</b>		<b>Team Statistics:</b>						
<p>RUSHING: Sacred Heart-Jason Payne 16-82; Brian Friedman 7-35; Dale Fink 6-minus 37. Albany-McCarty, D. 14-97; Gannon, J. 13-62; Simmons, C. 8-44; Esposito, V. 7-26; Johnson, O. 9-22; Bush, T. 1-13; Bright, C. 2-7; Blasinsky, F. 1-7; TEAM 1-minus 5.</p> <p>PASSING: Sacred Heart-Dale Fink 17-24-1-107. Albany-Esposito, V. 17-27-0-236; Blasinsky, F. 2-3-0-15.</p> <p>RECEIVING: Sacred Heart-Corey Bundy 8-51; Steve Tedesco 4-26; Jason Payne 3-21; Tony Patterson 2-9. Albany-Bush, T. 4-66; DeAraujo, I. 4-24; Bocanegra, D. 3-46; Smith, J. 2-56; Archer, D. 1-14; Kenneally, C. 1-12; Beigel, D. 1-10; Miles, M. 1-8; Gannon, J. 1-8; Wooten, D. 1-7.</p>		<p>FIRST DOWNS RUSHES-YARDS (NET) PASSING YDS (NET) Passes Att-Comp-Int TOTAL PLAYS-YARDS Fumble Returns-Yards Punt Returns-Yards Kickoff Returns-Yards Interception Returns-Yards Punts (Number-Avg) Fumbles-Lost Penalties-Yards Possession Time Third-Down Conversions Fourth-Down Conversions Red-Zone Scores-Chances Sacks By: Number-Yards</p>					<p>SHU Albany</p> <p>12 28 29-80 56-273 107 251 24-17-1 30-19-0 53-187 86-524 0-0 1-34 0-0 5-13 7-142 2-52 0-0 1-13 7-38.1 3-37.7 2-2 2-0 2-11 5-46 23:00 37:00 2 of 11 10 of 17 0 of 0 0 of 1 1-1 5-5 1-5 6-37</p>	
							<p><b>1st Q</b> 10:25 UA - David McCarty 7 yd run (Fralicker kick) 9 plays, 66 yards, 4:35 - UA, 7-0</p> <p><b>2nd Q</b> 10:38 UA - Tim Bush 24 yd pass from Vinny Esposito (Fralicker kick) 9 plays, 93 yards, 4:10 - UA, 14-0 0:55 SHU - Steve Tedesco 7 yd pass from Dale Fink (Schroeder kick) 12 plays, 70 yards, 5:12 - UA, 14-7 0:02 UA - Jason Smith 44 yd pass from Vinny Esposito (Fralicker kick) 6 plays, 70 yards, 0:53 - UA, 21-7</p> <p><b>3rd Q</b> 8:42 UA - Vinny Esposito 4 yd run (Fralicker kick) 11 plays, 59 yards, 4:34 - UA, 28-7 1:48 UA - Omar Johnson 6 yd run (Fralicker kick) 11 plays, 66 yards, 4:32 - UA, 35-7</p> <p><b>4th Q</b> 2:35 UA - Jason Fralicker 39 yd field goal 14 plays, 54 yards, 7:27 - UA, 38-7</p>	

## Game #8 - Sacred Heart 41, Marist 34 - October 20, 2007 - Fairfield, Conn.

At Campus Field							Scoring Summary:	
	<b>Score By Quarters</b>	<b>1</b>	<b>2</b>	<b>3</b>	<b>4</b>	<b>F</b>		
	Sacred Heart (3-5)	14	14	6	7	-	41	
	Marist (1-7)	0	7	7	20	-	34	
<b>Individual Statistics:</b>		<b>Team Statistics:</b>						
<p>RUSHING: Marist-McGrath, Steve 9-48; Hansen, Adam 7-47; Ehikioya, Bo 11-23; Mitchell, Keith 6-12. Sacred Heart-Jason Payne 31-207; Evin Jones 3-19; Brian Friedman 3-15; TEAM 1-minus 4.</p> <p>PASSING: Marist-McGrath, Steve 28-40-1-396. Sacred Heart-Dale Fink 18-22-0-204; Brian Friedman 1-1-0-6; Tyler McKeon 0-1-1-0.</p> <p>RECEIVING: Marist-Keegan, Tim 5-77; Clavie, Mark 5-59; Brown, Will 4-65; Dulac, Daniel 4-43; Fiumefreddo, Ra 3-23; Spano, Robert 2-54; Mitchell, Keith 2-25; Weaver, Shaun 1-27; Vanderbeck, Luk 1-21; Flooks, William 1-2. Sacred Heart-Steve Tedesco 6-67; Corey Bundy 5-83; Tom Stripe 2-15; Chris Rapp 1-16; Brian Friedman 1-10; Dario Melendez 1-7; Dale Fink 1-6; Evin Jones 1-5; Jason Payne 1-1.</p>		<p>FIRST DOWNS RUSHES-YARDS (NET) PASSING YDS (NET) Passes Att-Comp-Int TOTAL PLAYS-YARDS Fumble Returns-Yards Punt Returns-Yards Kickoff Returns-Yards Interception Returns-Yards Punts (Number-Avg) Fumbles-Lost Penalties-Yards Possession Time Third-Down Conversions Fourth-Down Conversions Red-Zone Scores-Chances Sacks By: Number-Yards</p>					<p>Marist SHU</p> <p>26 25 33-130 38-237 396 210 40-28-1 24-19-1 73-526 62-447 0-0 0-0 1-5 0-0 4-77 4-19 1-23 1-25 1-31.0 1-36.0 2-0 1-1 7-50 6-50 31:39 28:21 9 of 15 5 of 7 3 of 4 0 of 0 4-5 4-4 0-0 2-14</p>	
							<p><b>1st Q</b> 10:27 SHU - Corey Bundy 30 yd pass from Dale Fink (Schroeder kick) 9 plays, 80 yards, 4:33 - SHU, 7-0 1:48 SHU - Jason Payne 3 yd run (Schroeder kick) 15 plays, 86 yards, 6:28 - SHU, 14-0</p> <p><b>2nd Q</b> 10:52 SHU - Jason Payne 41 yd run (Schroeder kick) 6 plays, 86 yards, 2:27 - SHU, 21-0 6:57 SHU - Dale Fink 6 yd pass from Brian Friedman (Schroeder kick) 6 plays, 31 yards, 2:12 - SHU, 28-0 0:10 MC - Bo Ehikioya 4 yd run (Collins kick) 15 plays, 80 yards, 6:47 - SHU, 28-7</p> <p><b>3rd Q</b> 11:28 MC - Bo Ehikioya 1 yd run (Collins kick) 7 plays, 65 yards, 3:32 - SHU, 28-14 6:59 SHU - Steve Tedesco 19 yd pass from Dale Fink (Schroeder kick failed) 10 plays, 85 yards, 4:22 - SHU, 34-14</p> <p><b>4th Q</b> 14:55 SHU - Steve Tedesco 5 yd pass from Dale Fink (Schroeder kick) 9 plays, 70 yards, 4:02 - SHU, 41-14 11:51 MC - Keith Mitchell 14 yd pass from Steve McGrath (Collins kick) 8 plays, 79 yards, 2:59 - SHU, 41-21 6:59 MC - Daniel Dulac 4 yd pass from Steve McGrath (Collins kick) 11 plays, 61 yards, 4:59 - SHU, 41-28 1:51 MC - Tim Keegan 24 yd pass from Steve McGrath (Collins kick failed) 10 plays, 79 yards, 2:49 - SHU, 41-34</p>	

## Game #9 - Sacred Heart vs. Saint Francis - October 27, 2007 - Fairfield, Conn.

At Campus Field							Scoring Summary:	
	<b>Score By Quarters</b>	<b>1</b>	<b>2</b>	<b>3</b>	<b>4</b>	<b>F</b>		
	Sacred Heart							
	Saint Francis (PA)							
<b>Individual Statistics:</b>		<b>Team Statistics:</b>						

