



SACRED HEART PIONEERS

2007 Football Game Notes

2007 Schedule

Date	Opponent	Time
Aug. 30	at Assumption	W, 41-20
Sept. 8	LA SALLE	W, 54-14
Sept. 15	at Iona	L, 34-10
Sept. 22	DUQUESNE	L, 30-23 (ot)
Sept. 29	at Wagner *	L, 18-15
Oct. 6	MONMOUTH *	L, 49-8
Oct. 13	at Albany *	L, 38-7
Oct. 20	MARIST	W, 41-34
Oct. 27	ST. FRANCIS (PA) *	L, 35-30
Nov. 3	at Central Conn. *	5:00 pm
Nov. 10	at Robert Morris *	1:00 pm

* Northeast Conference game

BOLD indicates home game

All home games played on Campus Field

Quick Facts

Location: Fairfield, CT 06825

Founded: 1963

Enrollment: 3,400 undergraduate

Affiliation: NCAA Division I FCS

Conference: Northeast

Colors: Red & White

Nickname: Pioneers

President: Dr. Anthony J. Cerna

Athletics Director: C. Donald Cook

Home Field: Campus Field / 4,000

Surface: Field Turf

Press Box: 203-365-7532

Athletic Communications

Asst. AD/Athletic Communications: Gene Gumbs

Office: 203-396-8127

Associate Director of Athletic Communications

Football Contact: Bill Peterson

Office: 203-396-8125

Cell Phone: 203-558-3215

Fax: 203-371-7889

E-mail: petersonb2@sacredheart.edu

Assistant Director of Athletic Communications:

Rick Cohen

Office: 203-365-4813

Sacred Heart Pioneers

(3-6, 0-4 NEC) vs.
Central Conn. Blue Devils
 (5-3, 3-1 NEC)



Game #10 - Saturday, Nov. 3, 2007- 5:00 pm
 New Britain, Conn. - Arute Field (3,000)
 Radio - WICC 600 AM; SacredHeartPioneers.com

Setting the Scene... The Sacred Heart Pioneers stay in state to take on Central Connecticut late Saturday afternoon in Northeast Conference action. The Pioneers are still looking for their first NEC win on the year as they try to rebound from a tough 35-30 loss at home to Saint Francis (PA) last weekend. SHU once again put up some big offensive number with Jason Payne rushing for 183 yards and Steve Tedesco catching three touchdowns with 184 yards receiving but special team miscues proved costly. The Pioneers gave up a blocked punt for a touchdown and lost a pair of fumbles on punt returns in the loss. The Blue Devils are looking to bounce back this week as well after suffering their first conference loss last Saturday, 51-36, to Monmouth. The loss snapped Central's 11-game home winning streak.

The SHU - CCSU Series... The Central Connecticut Blue Devils lead the all-time series, 5-4. The Blue Devils are riding a three game winning streak in the series heading into Saturday's game. Central won the first ever meeting in 1998, 38-31 at home and followed that with a 37-12 win at SHU in 1999. The Pioneers then ripped off four-straight in the series from 2000 to 2003. The Blue Devils posted a 27-6 win at home in 2004 and played the last two season's in Fairfield, winning 24-17 (2005) and 42-14 (2006).

The Pioneers are 2-3 at home against CCSU and 2-2 on the road.

The Series... CCSU Leads, 5-4

1998	CCSU, 38-31
1999	CCSU, 37-12
2000	SHU, 34-6
2001	SHU, 41-21
2002	SHU, 17-3
2003	SHU, 27-24
2004	CCSU, 27-6
2005	CCSU, 24-17
2006	CCSU, 42-14

SHU in the NEC... The Pioneers are in their 10th season of competition in the Northeast Conference. SHU holds a 31-36 record in NEC competition since joining the league in 1998. The Pioneers won their only league championship during the 2001 campaign, finishing a perfect 8-0. SHU finished second to Robert Morris in 2000, going 7-1 in the league. The Pioneers last winning season in conference action was 2002, finishing tied with Stony Brook for second place at 5-2. SHU is coming off a 1-6 league record last fall. The Pioneers had one winless season in the NEC (0-7) during 1999.

Up Next... The Pioneers close out the 2007 season traveling to Robert Morris next Saturday for a 1:00 pm kickoff.

SacredHeartPioneers.com

Tale of the Tape . . .
Pioneers vs. Blue Devils

	SHU	CCSU
Scoring Avg.	25.4	30.1
Opp. Scoring Avg.	30.2	24.1
First Downs Avg.	20.0	21.1
Rushing Offense Avg.	162.6	290.2
Passing Offense Avg.	194.1	127.6
Total Offense Avg.	356.7	417.9
Rushing Defense Avg.	156.1	135.1
Passing Defense Avg.	234.3	171.1
Total Defense Avg.	390.4	306.2
Punting Avg.	34.9	41.2
Kickoff Return Avg.	17.3	19.1
Penalty Yard Avg.	56.8	41.8
Home Record	2-3	3-1
Road Record	1-3	2-2
Conference Record	0-4	3-1
Current Streak	L1	L1

Pioneer 2007 Leaders...

Passing:

Dale Fink, R-Fr. 115-174-5, 66.1%, 1277 yds., 17 TD

Rushing:

Jason Payne, Sr. 123 att., 890 yds., 7.2 avg., 7 TD

Evin Jones, Jr. 77 att., 334 yds., 4.3 avg., 3 TD

Brian Friedman, So. 35 att., 160 yds., 4.6 avg., 1 TD

Receiving:

Steve Tedesco, So. 48 rec., 621 yds., 12.9 avg., 9 TD

Corey Bundy, Sr. 41 rec., 400 yds., 9.8 avg., 2 TD

Blue Devils 2007 Leaders...

Passing:

Ryan Holmes, Sr. 29-56-3, 51.8%, 480 yds., 3 TD

Aubrey Norris, So. 24-42-1, 57.1%, 343 yds., 4 TD

Rushing:

Jo Jo Freeman, Jr. 133 att., 642 yds., 4.8 avg., 7 TD

Aubrey Norris, So. 66 att., 370 yds., 5.6 avg., 3 TD

Ryan Holmes, Sr. 63 att., 284 yds., 4.5 avg., 3 TD

Receiving:

Nick Colagiovanni, So. ... 27 rec., 416 yds., 15.4 avg., 3 TD

Jermaine Roberts, Jr. 9 rec., 170 yds., 18.9 avg., 3 TD

On the Air...

Play-by-play: Jeff Holtz **Color:** Bill Peterson

The 2007 SHU radio package will feature 10 of the 11 football games this season. For the first time, the Pioneers will be broadcast on commercial radio on WICC 600 AM as part of a 50-game package of Sacred Heart athletics, including men's & women's basketball games and men's ice hockey games. Every game will be broadcast on WHRT 91.5 FM and streamed live on the internet through Sacred Heart University's website, SacredHeartPioneers.com. Jeff Holtz will call the play-by-play, while SHU Assistant Athletic Director Gene Gumbs and Associate Director of Athletic Communications Bill Peterson will provide color commentary and analysis.

The Head Coaches... Sacred Heart head coach **Paul Gorham (New Hampshire '84)** is in his fourth season on the Pioneer sideline. Gorham was named the school's seventh head coach in June of 2004 and owns a 15-25 record in his four year career. Prior to becoming the Pioneer's head coach, Gorham had stops at UMass, Brown, New Haven and his alma mater New Hampshire. Central Connecticut head coach **Jeff McInerney (Slippery Rock '88)** became the program's 12 head coach and is in his second season at the head of the Blue Devil football program. McInerney led CCSU to a 8-3 mark in 2007 and the program's first-ever national ranking in his first season on the sidelines. He has had assistant coaching stops at Rhode Island, Tulsa, UNLV, Oregon State, Georgia Southern and Southern California.

Last Meeting with Central Connecticut... CCSU running back Justice Hairston piled up a game-high 168 yards rushing with a pair of scores and the Blue Devils took advantage of three Sacred Heart turnovers to run-away with a 42-14 win over the Pioneers last season. Hairston's performance set a new NEC single-season rushing record with 1,630 yards. Central took a 14-0 second quarter lead before SHU got on the board just before the half on a four-yard pass from Tyler Arciaga to Joey Henley. The PAT kick was missed and the Blue Devils took a 14-6 lead into the intermission but the Pioneers struck again just out of the break. Sacred Heart tied the score at 14-14 on an 11-yard strike from Arciaga to Steve Tedesco with 3:31 left in the third quarter and Arciaga found Henley in the back of the endzone for the two-point conversion. From there it was all Central, as they took the lead back on a perfectly-run reverse toss to wide receiver Nick Colagiovanni for a 20-yard touchdown and they followed with three more scores in the fourth quarter to post the 28-point win. Central ran up over 400 yards of total offense, including 296 on the ground. The Pioneers were held to 188 total yards on offense. Senior Jon Corto led the Pioneer defense with 12 tackles followed by Rolando Garcia who had 11.

Week Nine Highlights... Senior Jason Payne picked-up his second-straight 100-yard rushing game pounding out 183 yards on 22 carries. Payne ripped off a 75-yard touchdown run in the loss, the fifth longest touchdown run in SHU history...Sophomore wide receiver Steve Tedesco continued to pile up big numbers, hauling in nine catches for a career-high 184 yards. For the second-time this season, Tedesco caught three touchdowns, which ties the school record once again. His 184 yard day ranked fourth all-time for receiving yards in a game. Tedesco and Fink combined for three scores at Assumption and two scores last weekend against Marist. This was the third-straight week Tedesco has caught a touchdown...QB Dale Fink threw for three more touchdowns in Saturday's loss, raising his season total to 17 on the year. Fink did throw a pair of interceptions; both to Matt Parker who returned the second 61-yards for a touchdown...The Pioneers continued to struggle on special teams, allowing their third

Head Coach Paul Gorham 4th Year New Hampshire '84

Paul Gorham was announced as Sacred Heart's seventh football coach in July of 2004, bringing with him a wealth of experience and accomplishments in his inaugural season as a collegiate head coach. He compiled 18 years of experience in the trenches as an assistant at the Division I-AA and Division II levels with stops at UMass, Brown, New Haven and his alma mater, New Hampshire. Through four years, he has guided SHU to an 15-25 record. A 1984 graduate of the UNH, Gorham was an All-Yankee Conference tight end in 1983 for the Wildcats. He and his wife, Noreen, have a son, Matthew (born June 8, 1992), and a daughter, Emma (born April 21, 1995).



Assistant Coaches:

Brian Fleury (Towson '02)- Defensive Coordinator
Mark Nofri (Keene St. '93) - Linebackers
Art Asselta (Hofstra '01) - Receivers
John Svatik (W. Conn '76) - Defensive Backs
Mike Scott (SHU '05) - Running Backs
Kevin Bolis (Colgate '00) - Offensive Line
Bill Hambrecht (Hofstra '05) - Defensive Line
Brian Gordan (S. Conn '97) - Outside Linebackers
Tony Mortali (New Haven '76) - Football Operations

The Last Time SHU...

Scored 50+ points in a game:

54 vs. La Salle (W, 54-14; 9/8/07)

Scored less than 10 points in a game:

7 at UAlbany (L, 38-7; 10/13/07)

Pitched a Shut-out:

vs. Robert Morris, W, 34-0 (10/5/03)

Were Shut-out:

at Monmouth, L, 24-0 (10/7/06)

Tallied 5 or more sacks in a game:

5 vs. Iona (W, 27-16, 9/19/06)

Had 4+ interceptions in a game:

4 vs. St. Francis (W, 37-12; 9/13/03)

Had 25 or more first downs in a game:

25 vs. Marist (W, 41-34; 10/20/07)

Had over 400+ yards total offense in a game:

460 vs. Saint Francis-PA (L, 35-30; 10/27/07)

Had less than 200 yards total offense:

187 at UAlbany (L, 38-7; 10/13/07)

Had less than 100 yards total offense:

88 at Monmouth (L, 24-0; 10/7/06)

Had two 100-yard rushers in a game:

Never

Had two 100-yard receivers in a game:

Corey Bundy (8-107, TD) & Steve Tedesco (8-102, TD)
at Stony Brook (L, 38-21; 10/21/06)

Scored a special teams touchdown:

at Marist (L, 28-19; 9/9/06) *Evin Jones 90-yd kickoff return*

Played in overtime:

vs. Duquesne (L, 30-23; 9/22/07)

blocked punt on the year, second for a touchdown. SHU also mishandled two punts that led to turnovers...The SHU offense piled up 460 yards and 21 first downs on the day...Junior Ed Gurrieri has settled into his new role of returning kickoff, bringing back all five for a total of 148 yards. His 54 yard return in the fourth quarter helped setup a SHU touchdown...Senior John Wilson led the team in tackles for the sixth straight week making seven stops...Seniors Robert Occhiuzzi and Bill Hayden each recorded a sack...After giving up over 500 yards of offense each of the previous three weeks, the Pioneer defense allowed just 248 yards, an average of just 3.9 yards per play.

Payne, SHU's Top-Rusher... Senior Jason Payne recorded his second straight 100-yard rushing game last weekend and is closing in on 1,000 yards rushing for the year. Payne has carried the ball 123 times for 890 yards, a 7.2 yards per carry average. He also has 16 receptions for 134 yards (8.4 yds per catch). Payne had his finest day in a Pioneer uniform with 207 yards on 31 carries, both career highs, and two touchdowns against Marist. Payne is the first Pioneer to rush for 200 yards in a game since Ed Priccolo ran for 232 against St. Francis (PA) in 2005. Payne is creeping up the career rushing yards list at 1,989, good for fifth place.

Tedesco - League Leading Receiver... Sophomore Wide Receiver Steve Tedesco has stepped into the starting lineup with the loss of Joey Henley (torn ACL) and is leading the team and NEC in receiving. In the past two weeks he has caught five touchdowns and is coming off a nine catch, 184 yard, three score day last Saturday. He has three games this year with multiple touchdown catches. He leads all NEC receivers with receptions (48), yards (621) and touchdown catches (9). He is first in catches per game (5.33) and yards per game (69.0). He is second in the league to Monmouth's David Sinisi (16) in touchdowns scored on the year. He came up one reception shy of setting a new school record at Wagner earlier in the year, catching 11 passes for 143 yards. His 184 yard day ranked fourth all-time for receiving yards in a game. His 48 catches is one shy of the school record for receptions in a season (49 - DeVeren Johnson - 2001) and his 621 yards ranks third right now for receiving yards in a season. His nine TD grabs is ranked second right now for a season and he has moved into third place all-time for career touchdown catches (15).

Fink a Three-Time NEC Rookie of the Week...

Redshirt Freshman Dale Fink has three Northeast Conference Rookie of the Week awards this season. Fink is leading the NEC in passing efficiency (182.4) completing 115 of 174 passes for 1,277 yards. His 17 touchdown passes is tops in the league as well as his 66.1 completion percentage. He ranks third in the NEC in passing yards per game averaging 182.4. Fink has taken home the award after wins over Marist, Assumption and La Salle.

SHU Pioneer Football - Game Notes - vs. CCSU Blue Devils - November 3, 2007

Inside the Numbers...

Sacred Heart's record in 2007 when

Wins the coin toss.....	2-2
Loses the coin toss.....	1-4
When leading at halftime.....	3-0
When leading going into the 4th quarter.....	3-0
When losing at halftime.....	0-6
When losing going into the 4th quarter.....	0-6
Leads in time of possession.....	2-1
Trails in time of possession.....	1-5
Scores 21+ points.....	3-2
Holds opponents to single digit scoring.....	0-0
Has a better starting field position.....	3-1
Gaining more yards than their opponent.....	2-1
Has 15+ first downs in a game.....	3-4
Converts at least 60% of third down chances.....	3-0
Scores on 75% of red zone opportunities.....	3-3
Has a quarterback throw for 300+ yards.....	0-0
Has a quarterback throw for 200+ yards.....	2-3
Has a quarterback complete 65% of his passes.....	2-3
Has a 100+ yard rusher.....	1-2
Has a back carry the ball 20 times or more.....	2-1
Has a receiver catch 10+ passes.....	0-1
Has a receiver record 100+ yards.....	0-2
Holds an opponent to under 100 yards rushing.....	2-0
Holds an opponent to under 100 yards passing.....	0-0
Holds an opponent to under 200 yards passing.....	0-2
Records three or more sacks in a game.....	1-1
Has five or more tackles for a loss in a game.....	3-3
Intercepts an opposing quarterback.....	2-1
Wins the turnover battle.....	1-2
Loses the turnover battle.....	0-4
Has an equal amount of turnovers.....	2-0
Coming off a win the week before.....	1-2
Coming off a loss the week before.....	1-4

SHU Record All-Time When...

Scores less than 10 points:.....	2-49
Scores 10-19 points:.....	10-29
Scores 20-29 points:.....	20-17
Scores 30-39 points:.....	19-3
Scores 40-49 points:.....	16-0
Scores 50+ points:.....	6-0
Scores a special teams touchdown:.....	12-4
Has a 100-yard rusher:.....	38-23
Has a 200-yard rusher:.....	2-1
Has a 300-yard rusher:.....	1-0
Has a 100-yard receiver:.....	13-13
Has a 200-yard receiver:.....	2-0
Has a 300-yard passer:.....	5-0
All-time homerecord:.....	40-47
All-time road record:.....	33-51
Record in overtime games:.....	3-2
Record in August:.....	2-0
Record in September:.....	25-33
Record in October:.....	27-43
Record in November:.....	18-22
Record in December:.....	1-0

Bundy Ready to Break Records... Senior wide receiver Corey Bundy is on the cusp of breaking a few Sacred Heart school records. Bundy is two catches away from the career receptions mark with 110 (112 - Chris Wilkinson 1997-00). Bundy is also second on the career receiving yards list with 1,648, 100 yards behind DeVeren Johnson (2000-01). His 16 career touchdown catches is tied with teammate Joey Henley and three behind Johnson's record of 19.

John Wilson - SHU's Defensive Leader... Senior safety John Wilson has recorded double digit tackles in each five of the last six games and is leading the team with 90 stops. Wilson picked-up two-straight NEC Defensive Player of the Week awards this year and is currently fourth in the league in tackles per game at 10.0. Wilson's 16 tackles at Wagner were the most in a game for a Pioneer since safety Justin Mucci had 18 tackles (12 solo/6 assists) against Monmouth at home in 2003. On the season, Wilson leads the Pioneers with 46 solo tackles. He also has an interception, a forced fumble, a fumble recovery and 3.0 tackles for loss on the year.

SHU in the NEC & NCAA Rankings... The Pioneers rank in several categories in both the Northeast Conference and NCAA statistical rankings. On offense, the Pioneers rank first in the league in first downs (180), and 3rd down conversions (44.7%). The SHU offense is ranked third in scoring (25.4) and fourth in rushing offense (162.6), passing offense (194.1) and total offense (356.7). The Pioneers are ranked third in red-zone offense (21-for-27). The Pioneers rank first in the NEC and second in the NCAA rankings in punt return average (16.8 yards per game). They are ninth in the nation in third down efficiency, converting 51 of 114 opportunities.

Pioneers in the Stat Rankings... Wide Receiver Steve Tedesco ranks first in catches per game at 5.33 per outing. Tedesco ranks second in the NEC at 69.0 yards per game and leads all receivers with nine touchdown catches. Quarterback Dale Fink ranks first in the NEC in passing efficiency (182.4) and first in touchdown passes (17). He is the conference's leader in competition percentage at 66.1% and third in yards per game (182.4). Fink's passer rating has him 14th in the NCAA rankings. Senior running back Jason Payne is third in the league in rushing with 98.9 yards per game and first in yards per carry at 7.2. He ranks third in the league in all-purpose yardage at 134.9 per game. Defensively, senior John Wilson is fourth in the conference and 21st in the nation averaging 10.0 tackles per game.

Bundy a Preseason All-NEC Pick... Sacred Heart senior wide receiver Corey Bundy was named to the Preseason All-Northeast Conference football team, voted on by the league's seven head coaches. Bundy is coming off a junior season where he made 35 receptions for 493 yards. Bundy, who averaged 14.1 yards per catch, reeled in six scoring strikes on the year.

Preseason NEC Polling... The 2007 NEC Preseason Coaches Poll was announced with the Pioneers picked to finish sixth, tied with Saint Francis (PA). Albany was tabbed as the preseason favorite with the Great Danes edging out defending champion Monmouth for top-billing in the poll. Robert Morris pulled in one first-place vote and finished tied for third in the poll with CCSU. Wagner landed in fifth with Sacred Heart and Saint Francis rounding out the poll in a tie for sixth.

Former LB Signs with the Buffalo Bills... Former Sacred Heart linebacker Jon Corto has been signed to the Buffalo Bills practice squad for the 2007 NFL season. Corto, an Orchard Park, NY native, signed with the Bills as an undrafted free agent after attending the team's rookie mini-camp in May. Corto played for the Pioneers from 2003-06 and finished as the program's second all-time leading tackler with 300 stops. The former collegiate linebacker has made the transition to safety in the NFL. Corto is the second Pioneer to make his way onto an NFL roster. Former wide receiver DeVeren Johnson (2001) was drafted by the Dallas Cowboys in the 2001 NFL Draft and spent that season on the team's practice squad.

History of Sacred Heart Football... This is the 17th football season at Sacred Heart University. The program is 73-98 (.427) all-time and 53-43 (.552) since joining the Northeast Conference (NEC) and Division I FCS (formerly I-AA) in 1998. The program has had seven head coaches starting with Gary Reho (1991-96) who led the team to a 5-4 record in their inaugural season. Jim Fleming led the Pioneers to a 21-1 mark in his two seasons as head coach (2000-01) including the 11-0 2001 campaign that delivered the university and NEC title. 2001 also saw the Pioneers lone post season appearance, beating Duquesne in the ECAC Bowl, 31-15, laying claim to the Division I-AA Mid-Major National Championship.

- This Date in SHU Football History -

November 3rd - The Sacred Heart Pioneers posted a 45-24 win at Wagner during the 2001 season. The Pioneers found themselves in a 17-0 hole with 9:27 to go in the second quarter before finding a spark. After an Aaron Smith four-yard touchdown run gave the Seahawks their three score lead, the spark came on the ensuing kick-off. SHU return man Kiheme Cowan brought the kick back 85-yards for the score to ignite a furious SHU rally. Running back Marvin Royal made it 17-14 at the half with a one-yard plunge and got the third quarter started with a 16-yard scamper. DeVeren Johnson caught a 69-yard bomb from Justin Holtfreter to put SHU up 28-17. The duo hooked-up for a 70-yard score to cap the scoring at 45-24. Royal rang up 102 yards on the ground while Holtfreter threw from 295 yards. Johnson finished the afternoon with four catches for 172 yards.

Pioneers Chasing History (Current Players in Bold Type)

Scoring - Touchdowns, Career

1. 33 Ed Pricolo, 2002-05
2. 28 Marvin Royal, 2000-01
3. 25 Ron Stopkoski, 1991-94
4. 21 Kiheme Cowan, 1998-01
5. 19 Jason Bonadies, 2000-03
- 17 **Jason Payne, 2004-**
- 16 **Joey Henley, 2004-**
- 16 **Corey Bundy, 2004-**

Touchdowns Rushing, Career

1. 32 Ed Pricolo, 2002-05
2. 26 Marvin Royal, 2000-01
3. 25 Ron Stopkoski, 1991-94
4. 20 Jason Bonadies, 2000-03
5. 17 Brian Ihlefeld, 1993-96
- 14 **Jason Payne, 2004-**

Rushing Yards, Career

1. 3,052 Ed Pricolo, 2002-05
2. 2,408 Brian Ihlefeld, 1993-96
3. 2,183 Ron Stopkoski, 1991-94
4. 2,088 Marvin Royal, 2000-01
5. **1,989 Jason Payne, 2004-**

Receptions, Season

1. 49 DeVeren Johnson, 2001
2. **48 Steve Tedesco, 2007**
3. 47 Andy Gonzalez, 2002
4. **41 Corey Bundy, 2007**
5. 39 Chris Wilkinson, 1998

Receptions, Career

1. 112 Chris Wilkinson, 1997-00
2. **110 Corey Bundy, 2004-**
3. 98 Andy Gonzalez, 1999-02
4. **96 Joey Henley, 2004-**
5. 92 Alvin Franklin, 2003-06

Reception Yards, Season

1. 1,155 DeVeren Johnson, 2001
2. 755 Corey Bundy, 2005
3. **621 Steve Tedesco, 2007**
4. 593 DeVeren Johnson, 2000
5. 547 Marlon Ward, 2003

Reception Yards, Career

1. 1,748 DeVeren Johnson, 2000-01
2. **1,648 Corey Bundy, 2004-**
3. 1,299 Chris Wilkinson, 1997-00
4. 1,297 Ray Sizensky, 1992-95
5. **1,279 Joey Henley, 2004-**

Touchdown Receptions, Season

1. 13 DeVeren Johnson, 2001
2. **9 Steve Tedesco, 2007**
3. 8 Corey Bundy, 2005
4. 7 Marlon Ward, 2002
5. 6 Corey Bundy, 2006
- 6 Marlon Ward, 2003
- 6 DeVeren Johnson, 2000

Touchdown Receptions, Career

1. 19 DeVeren Johnson, 2000-01
2. **16 Joey Henley, 2004-**
- 16 **Corey Bundy, 2004-**
4. 14 Marlon Ward, 2001-03
- 14 **Steve Tedesco, 2006-**

Touchdown Passes, Season

1. 26 Justin Holtfreter, 2001
2. 19 Tyler Arciaga, 2006
3. **17 Dale Fink, 2007**
4. 15 Dan Ammel, 2004
5. 14 Tyler Arciaga, 2005
- 14 Joe Kroells, 2002
- 14 Justin Holtreter, 2000

Completion Percentage, Season

1. **.661 (115-174) Dale Fink, 2007**
2. .575 (173-301) Justin Holtfreter, 2001
3. .573 (211-368) Tyler Arciaga, 2006
4. .567 (182-368) Tyler Arciaga, 2005
5. .527 (89-169) Chris Kelly, 1994

Rushing Yds-Per-Carry, Career (min. 174 att.)

1. **6.10 (328-1989) Jason Payne, 2004-**
- 5.21 (586-3052) Ed Pricolo, 2002-06
- 5.19 (310-1609) Kiheme Cowan, 1998-01
- 4.57 (289-1322) Terrence Washington, 1995-98
- 4.50 (217-978) Evin Jones, 2005-

Reception Yds-Per-Catch, Career (min. 30 catches)

1. 20.3 (31-629) James Markwica, 1993-95
- 20.1 (87-1748) DeVeren Johnson, 2000-01
- 18.1 (66-1194) Marlon Ward, 2001-03
4. **15.0 (110-1648) Corey Bundy, 2004-**
- 14.9 (87-1297) Ray Sizensky, 1992-95

Punt Yards, Career

1. 8,987 Mike Kraft, 1999-02
- 7,955 Rob Stopkoski, 1991-94
- 5,829 David Whalen, 2002-05
- 5,127 Tony Palazzi, 1995-98
- 3,477 **Derek Marks, 2005-**

Tackles, Career

1. 463 Kayode Mayowa, 1999-02
- 300 Jon Corto, 2003-06
- 293 Bill Johnston, 1991-94
- 286 Rolando Garcia, 2003-06
- 286 **John Wilson, 2004-**

Inside Northeast Conference Football...

2007 Standings (through Week 9 games)

	<u>School</u>	<u>NEC</u>	<u>Pct.</u>	<u>Overall</u>	<u>Pct</u>	<u>Strk</u>	<u>H</u>	<u>A</u>	<u>N</u>
1.	Albany	3-0	1.000	5-3	.625	W4	2-1	3-2	0-0
2.	Central Conn. St.	3-1	.750	5-3	.625	L1	3-1	2-2	0-0
3.	Wagner	3-2	.600	5-3	.625	L2	2-2	3-1	0-0
4.	Robert Morris	2-2	.500	3-5	.375	L4	1-3	2-2	0-0
	Monmouth	2-2	.500	2-5	.286	W1	0-2	2-3	0-0
6.	St. Francis (PA)	1-3	.250	1-6	.143	W1	0-4	1-2	0-0
7.	Sacred Heart	0-4	.000	3-6	.333	L1	2-3	1-3	0-0



2007 Gridiron Classic

The Northeast Conference (NEC) and Pioneer Football League (PFL) entered a two-year agreement to meet in the *Gridiron Classic*, an exempted postseason football game that will match the champions of the two Division I FCS football conferences. The inaugural *Gridiron Classic* took place on Saturday, November 18, 2006 with the PFL champion Sand Diego topping NEC champ Monmouth, 27-7 in West Long Branch, NJ. The PFL winner will host the 2007 event.



The NEC began sponsoring football at the FCS level in 1996, and has since increased its membership from five to seven institutions. Central Connecticut State, Monmouth, Robert Morris, Sacred Heart, Saint Francis (PA) and Wagner are full-time NEC members who sponsor football, and are joined by associate member Albany. Duquesne will become the newest NEC football member in 2008.

Set to begin its 14th season, the Pioneer Football League is one of three Division I football-only sport conferences. The PFL is comprised of eight members: Butler, Dayton, Davidson, Drake, Jacksonville, Morehead State, San Diego and Valparaiso.

The Sports Network FCS Top-10 Mid-Major Poll (through Week 9)

Team	Rec.	Pts.	Prev. Rk
1. Dayton (29)	8-1	299	2
2. San Diego	7-1	265	1
3. Albany (1)	5-3	224	4
4. Drake	6-3	192	6
5. Iona	6-2	165	8
6. Morehead State	6-2	142	9
7. CCSU	5-3	129	3
8. Davidson	5-3	69	10
9. Duquesne	5-3	66	5
10. Wagner	5-3	62	7

Others receiving votes

(in order of points): Stony Brook 21, Monmouth 15.

This Week's NEC Slate...

Saturday, November 3rd

Monmouth at St. Francis (PA)	1:00 pm
Robert Morris at Albany	1:00 pm
La Salle at Wagner	1:00 pm
Sacred Heart at CCSU	5:00 pm



Week 9 Results...

Saturday, October 20th

St. Francis (PA) 35 -- Sacred Heart 30
Albany 24 -- Wagner 10
Monmouth 51 -- CCSU 36

NEC Football Offensive Player of the Week

Dave Sinisi, Monmouth

Jr., TB, 6-0, 190, Cedar Grove, NJ/Cedar Grove

Sinisi enjoyed a record-breaking day as Monmouth's leading rusher and receiver in the Hawk's 51-36 victory at previously-undefeated Central Connecticut State. The Monmouth tailback rushed for 192 yards and five touchdowns on 26 carries, while also pulling in four passes for 86 yards and a touchdown. His six total touchdowns (five rushing, one receiving) set an NEC single-game record, surpassing the old mark of five, which was done three times. He totaled 311 all-purpose yards and now ranks seventh nationally in that category with a 187.57 yards per game average.

NEC Football Defensive Player of the Week

Matthew Parker, Saint Francis (PA)

Fr., LB, 6-1, 220, Darlington, PA/Blackhawk

Parker made two huge interceptions that translated into 14 points during Saint Francis' (PA) 35-30 road win over Sacred Heart. The rookie linebacker also made seven tackles (four solo) to help the Red Flash break into the win column. With SFGPA leading 28-10 early on in the fourth quarter, Parker picked off his second pass of the day and took it 61 yards for a touchdown that turned out to be the game-winning score. Parker's first interception came with the game scoreless in the first quarter. The turnover gave SFGPA the ball at the Sacred Heart 27-yard line and set the stage for a 10-yard George Little TD pass.

NEC Football Special Teams Player of the Week

Mike Wall, Albany

Sr., FL, 5-8, 180, Syracuse, NY/Solvay

Wall set the tone for Saturday's crucial NEC matchup at Wagner on the opening kickoff. The senior flanker returned the kick 58 yards into Wagner territory to set up a Jason Frallicker field goal. Wall added two catches for 34 yards and a touchdown in the Great Danes' 24-10 road triumph. His 92 all-purpose yards were the second highest total by the senior this season.

NEC Football Rookie of the Week

Matthew Parker, Saint Francis (PA)

Fr., LB, 6-1, 220, Darlington, PA/Blackhawk

Parker is the first player this season to win both the NEC Defensive Player and Rookie of the Week awards during the same week. Parker made two huge interceptions that translated into 14 points during Saint Francis' (PA) 35-30 road win over Sacred Heart. The rookie linebacker also made seven tackles (four solo) to help the Red Flash break into the win column. With SFGPA leading 28-10 early on in the fourth quarter, Parker picked off his second pass of the day and took it 61 yards for a touchdown that turned out to be the game-winning score. Parker's first interception gave SFGPA the ball at the Sacred Heart 27-yard line and set the stage for the game's opening TD.

2007 Sacred Heart Football Roster

No.	Name	Yr.	Pos.	Ht./Wt.	Hometown / High School (Last School)	No.	Name	Yr.	Pos.	Ht./Wt.	Hometown / High School (Last School)
2	Rishard Brown	Jr.	DB	5-11/180	Miami, FL / Palmetto	55	Corey Brennan	Fr.	LB	6-0/220	Columbia, CT / Windham
3	Evin Jones	Jr.	RB	6-1/215	Pennsauken, NJ / Roman Catholic (PA)	56	Jason Richardson	Sr.	DL	6-0/260	Malden, MA / Malden Catholic
4	Jason Payne	Sr.	RB	5-10/205	Cortlandt Manor, NY / Walter Panas	57	Kyle Petheram	Fr.	LB	6-1/215	Bainbridge Island, WA / Bainbridge
5	Steve Tedesco	So.	WR	6-1/195	Mission Viejo, CA / Trabuco Hills	58	Chansler Davis	So.	OLB	6-4/220	Islip Terrace, NY / East Islip
6	Jeff Hodges	Jr.	DB	5-10/170	Royal Palm Beach, FL / Royal Palm	59	Elijah Dixon	R-Fr.	DL	6-0/245	Patterson, NJ / Patterson Catholic
7	Robert Trantin	Sr.	TE	6-5/240	Odenton, MD / Spalding	60	Matt Maguire	R-Fr.	OL	6-5/250	Madison, CT / Xavier H.S. / Berkshire Prep
8	Derek Marks	Jr.	P	6-2/195	East Lyme, CT / East Lyme	61	Charles Curry	R-Fr.	DL	6-3/240	Frederick, MD / Thomas Johnson
9	Corey Bundy	Sr.	WR	6-3/185	Selden, NY / Newfield	62	David Monteith	R-Fr.	DL	6-2/260	Attenson, NH / Bridgton Academy
10	Matt Fisher	Fr.	K	5-10/175	Greenlawn, NY / John Glenn	63	Brian Walsh	Jr.	OL	6-5/320	Wakefield, MA / Malden Catholic
11	Joe Schroeder	So.	K	5-10/175	Jackson, NJ / Jackson	64	Matt Bullen	R-Fr.	OL	6-1/290	Farmingdale, NY / Westminster School
11d	Mike Ulatoski	Fr.	WR	5-10/165	Naugatuck, CT / Naugatuck	66	Ryan Arroyo	Jr.	OL	6-5/280	Roebing, NJ / Florence Township
12	Pat Barnes	Fr.	QB	6-7/210	Schenectady, NY / Mohonassen	67	Robert Russell	R-Fr.	OL	6-7/340	Utica, NY / Proctor
13	Tom Hart	Fr.	DB	5-10/180	Woburn, MA / Bridgton Academy	68	Aaron Thomae	Sr.	OL	6-6/320	Westford, MA / Westford Academy
13d	Ray Sheehan	Fr.	QB	6-0/185	Howard Beach, NY / St. Francis Prep	69	Tarrel Allen	Fr.	OL	6-5/315	Syracuse, NY / Christian Brothers Academy
14	Dale Fink	R-Fr.	QB	6-4/200	Swansea, IL / Althoff Catholic	70	Justin Smith	R-Fr.	OL	6-4/345	Binghamton, NY / Binghamton
15	Seth Hansen	Fr.	WR	5-10/160	Old Saybrook, CT / Old Saybrook	72	Dan Plunkett	R-Fr.	OL	6-5/305	Quincy, MA / Catholic Memorial
16	Tyler McKeon	Fr.	QB	6-2/215	Worcester, MA / Worcester Academy	73	Randy Steyert	Sr.	OL	6-1/275	Sag Harbor, NY / Pierson
17	Brett Luongo	So.	DB	6-2/190	North Attleboro, MA / North Attleboro	74	Justin Playdon	Sr.	OL	6-6/270	Palmetto, FL / Salem (NH)
18	Shane Robinson	Jr.	RB	5-11/175	Sayreville, NJ / Bishop Ahr	76	Tom Havener	Fr.	OL	6-3/270	Whitesboro, NY / Whitesboro
19	Mike Mortali	Fr.	LB	6-1/170	Branford, CT / Branford	77	Charlie Byrne	Fr.	OL	6-7/305	Olney, MD / Hargrave Military
20	Anthony Mortali	Jr.	LB	6-2/180	Branford, CT / Branford	78	Paul Von Sück	Sr.	OL	6-4/270	West New York, NJ / Poly Prep
21	John Wilson	Sr.	DB	6-1/200	Bloomfield, CT / Bloomfield	79	Jason Pfalzgraf	R-Fr.	OL	6-0/275	Fairfield, CT / Fairfield H.S.
22	Brandon Chapman	R-Fr.	DB	5-8/150	Lumberton, NJ / Holy Cross	80	Joey Henley	Sr.	WR	6-4/220	Kent, WA / Kentridge
23	Liam Roecklien	Fr.	WR	6-4/200	Bronx, NY / Cardinal Spellman	81	Chris Rapp	So.	TE	6-5/240	Ridgefield Park, NJ / Ridgefield Park
24	Rashod Underwood	So.	DB	5-10/190	Baltimore, MD / Milford Mill	82	Tom Stripe	R-Fr.	TE	6-5/225	Mahwah, NJ / Mahwah
25	Josh Thomas	R-Fr.	DB	6-1/195	Hartford, CT / Weaver	83	Tony Patterson	R-Fr.	WR	6-3/190	Groton, CT / Fitch
26	Greg Jones	R-Fr.	LB	5-11/210	Westborough, MA / Bridgton Academy	84	Sean Jackson	Jr.	WR	6-1/190	Sarasota, FL / Cardinal Mooney
26d	Jonathan Gibbons	Jr.	RB	5-9/200	Feeding Hills, MA / Agawam	85	Mark Uyeno	R-Fr.	WR	6-2/190	Setauket, NY / Ward Melville
27	Dario Melendez	Sr.	WR	6-0/195	Boca Raton, FL / Spanish River	86	Frank Brady	Fr.	WR	5-10/190	Wayne, NJ / DePaul Catholic
28	Andre Isla	R-So.	DB	6-0/190	Brookhaven, NY / Bellport	87	Cliff Ibarrondo	Fr.	WR	6-4/170	West Tisbury, MA / Martha's Vineyard H.S.
29	Craig Lawson	Sr.	DB	6-0/180	Milford, OH / Milford	88	Pat LaRochelle	Fr.	TE	6-5/235	South Hadeley, MA / Williston N. Hampton Prep
30	Rod Osborne	Fr.	RB	5-11/190	Ossining, NY / Ossining	89	Shawn Bennett	R-Fr.	WR	6-3/185	Jamaica, NY / Christ the King
32	Adam Beliveau	R-Fr.	RB	6-1/230	Auburn, MA / Auburn	90	Peter Pulaski	Fr.	DL	6-0/260	Stratford, CT / St. Joseph's H.S.
33	Brian Friedman	So.	RB	6-0/230	Point Pleasant, NJ / Point Pleasant (Rutgers)	91	Bryan Cocco	Sr.	DL	6-4/260	Northampton, MA / Northampton
34	David Mastrangelo	Fr.	LB	6-2/220	Doylestown, PA / Central Bucks West	92	Adam Conger	R-Fr.	DL	6-4/240	Randolph, NJ / Randolph
35	Brian Flumere	Fr.	OLB	6-1/200	Milford, MA / Milford	93	Andrew Costantino	R-Fr.	DL	6-1/265	Abiagton, MA / Bridgton Academy
36	Andrew Clayton	Jr.	LB	5-10/220	Egg Harbor Township, NJ / Holy Spirit	96	Bill O'Brien	So.	DL	6-4/260	Lafayette, NY / Lafayette
38	Jeremy Meier	Fr.	OLB	6-3/205	Rome, NY / Rome Free Academy	97	Steve Ciliotta	Fr.	LB	6-2/210	Huntington Station, NY / Walt Whitman
39	Ed Gurrieri	Jr.	RB	5-9/170	Manalapan, NJ / Manalapan	98	Bill Hayden	Sr.	DL	6-5/250	Milford, PA / Delaware Valley
40	Sean Connington	Sr.	OLB	5-11/230	Yonkers, NY / Stepinac						
41	Mike Buesser	Sr.	RB	5-11/210	Hillsdale, NJ / Pascack Valley						
42	Rich Marrone	Jr.	LB	5-11/205	Brooklyn, NY / Poly Prep						
43	Will Veix	Fr.	FB	6-2/210	Pipersville, PA / Central Bucks East						
44	Andre Geraghty	So.	OLB	5-11/210	Bellevue, WA / Kent School						
45	James Pelzer	Fr.	LB	6-3/210	Laurel, MD / Reservoir						
46	Justin McCulley	Jr.	OLB	6-3/240	Sickerville, NJ / Worcester Academy						
47	Matt Dorosh	Fr.	LB	6-4/225	Beacon Falls, CT / Milford Academy						
48	Steve Young	Jr.	DB	6-3/200	Brooklyn, NY / Xaverian						
49	Tom Mele	Jr.	RB	5-11/225	Hillsdale, NJ / Don Bosco						
50	Brian Goodmond	Sr.	DL	6-0/250	New Rochelle, NY / New Rochelle						
51	Vinny Branchini	Fr.	DL	6-2/240	Longmeadow, MA / Longmeadow						
52	Paul Graziadei	Fr.	OLB	6-2/225	Little Falls, NY / Bridgton Academy						
54	Robert Occhiuzzi	Sr.	OLB	6-1/225	Red Bank, NJ / Red Bank Catholic						



SHU Pioneer Football - Game Notes - vs. CCSU Blue Devils - November 3, 2007

The Automated ScoreBook Sacred Heart Overall 2007 Team Statistics

TEAM STATISTICS	SHU	OPP

SCORING.....	229	272
Points Per Game.....	25.4	30.2
FIRST DOWNS.....	180	178
Rushing.....	83	75
Passing.....	84	98
Penalty.....	13	5
RUSHING YARDAGE.....	1463	1405
Yards gained rushing.....	1741	1664
Yards lost rushing.....	278	259
Rushing Attempts.....	332	356
Average Per Rush.....	4.4	3.9
Average Per Game.....	162.6	156.1
TDs Rushing.....	12	16
PASSING YARDAGE.....	1747	2109
Att-Comp-Int.....	261-165-9	247-155-3
Average Per Pass.....	6.7	8.5
Average Per Catch.....	10.6	13.6
Average Per Game.....	194.1	234.3
TDs Passing.....	18	17
TOTAL OFFENSE.....	3210	3514
Total Plays.....	593	603
Average Per Play.....	5.4	5.8
Average Per Game.....	356.7	390.4
KICK RETURNS: #-YARDS.....	46-798	34-692
PUNT RETURNS: #-YARDS.....	9-151	12-114
INT RETURNS: #-YARDS.....	3-98	9-134
KICK RETURN AVERAGE.....	17.3	20.4
PUNT RETURN AVERAGE.....	16.8	9.5
INT RETURN AVERAGE.....	32.7	14.9
FUMBLES-LOST.....	14-10	14-6
PENALTIES-YARDS.....	48-511	64-546
Average Per Game.....	56.8	60.7
PUNTS-YARDS.....	37-1290	41-1436
Average Per Punt.....	34.9	35.0
Net punt average.....	31.8	29.9
TIME OF POSSESSION/GAME.....	29:14	30:46
3RD-DOWN CONVERSIONS.....	51/114	58/129
3rd-Down Pct.....	45%	45%
4TH-DOWN CONVERSIONS.....	4/12	8/12
4th-Down Pct.....	33%	67%
SACKS BY-YARDS.....	14-87	26-171
MISC YARDS.....	23	-4
TOUCHDOWNS SCORED.....	32	36
FIELD GOALS-ATTEMPTS.....	3-6	7-12
ON-SIDE KICKS.....	0-2	1-2
RED-ZONE SCORES.....	21-27 78%	29-33 88%
RED-ZONE TOUCHDOWNS.....	18-27 67%	24-33 73%
PAT-ATTEMPTS.....	24-30 80%	33-35 94%
ATTENDANCE.....	10552	12142
Games/Avg Per Game.....	5/2110	4/3036
Neutral Site Games.....		0/0

SCORE BY QUARTERS	1st	2nd	3rd	4th	OT	Total

Sacred Heart.....	61	78	33	57	0	- 229
Opponents.....	51	89	48	77	7	- 272

SHU Pioneer Football - Game Notes - vs. CCSU Blue Devils - November 3, 2007

The Automated ScoreBook Sacred Heart Overall 2007 Individual Statistics

RUSHING	GP	Att	Gain	Loss	Net	Avg	TD	Long	Avg/G
Jason Payne	9	123	947	57	890	7.2	7	75	98.9
Evin Jones	8	77	347	13	334	4.3	3	22	41.8
Brian Friedman	9	35	162	2	160	4.6	1	20	17.8
Ed Gurrieri	5	28	112	10	102	3.6	1	9	20.4
Shane Robinson	2	18	70	5	65	3.6	0	13	32.5
Tyler McKeon	7	19	45	43	2	0.1	0	11	0.3
TEAM	5	2	0	15	-15	-7.5	0	0	-3.0
Dale Fink	7	30	58	133	-75	-2.5	0	13	-10.7
Total.....	9	332	1741	278	1463	4.4	12	75	162.6
Opponents.....	9	356	1664	259	1405	3.9	16	99	156.1

PASSING	G	Effic	Cmp-Att-Int	Pct	Yds	TD	Lng	Avg/G
Dale Fink	7	154.23	115-174-5	66.1	1277	17	69	182.4
Tyler McKeon	7	94.09	49-85-4	57.6	464	0	42	66.3
Steve Tedesco	9	0.00	0-1-0	0.0	0	0	0	0.0
Brian Friedman	9	480.40	1-1-0	100.0	6	1	6	0.7
Total.....	9	135.31	165-261-9	63.2	1747	18	69	194.1
Opponents.....	9	154.76	155-247-3	62.8	2109	17	65	234.3

RECEIVING	G	No.	Yds	Avg	TD	Long	Avg/G
Steve Tedesco	9	48	621	12.9	9	44	69.0
Corey Bundy	9	41	400	9.8	2	69	44.4
Jason Payne	9	16	134	8.4	1	40	14.9
Evin Jones	8	15	67	4.5	0	17	8.4
Joey Henley	4	13	218	16.8	5	42	54.5
Tony Patterson	7	9	122	13.6	0	36	17.4
Dario Melendez	9	5	46	9.2	0	16	5.1
Chris Rapp	9	5	35	7.0	0	16	3.9
Tom Stripe	9	4	39	9.8	0	12	4.3
Brian Friedman	9	3	12	4.0	0	10	1.3
Mark Uyeno	6	2	19	9.5	0	12	3.2
Shawn Bennett	8	2	18	9.0	0	11	2.2
Ed Gurrieri	5	1	10	10.0	0	10	2.0
Dale Fink	7	1	6	6.0	1	6	0.9
Total.....	9	165	1747	10.6	18	69	194.1
Opponents.....	9	155	2109	13.6	17	65	234.3

PUNT RETURNS	No.	Yds	Avg	TD	Long	INTERCEPTIONS	No.	Yds	Avg	TD	Long
Steve Tedesco	5	73	14.6	0	54	Andre Isla	1	25	25.0	0	25
John Wilson	4	78	19.5	1	19	John Wilson	1	54	54.0	1	54
Total.....	9	151	16.8	1	54	Rishard Brown	1	19	19.0	0	19
Opponents.....	12	114	9.5	2	14	Total.....	3	98	32.7	1	54
						Opponents.....	9	134	14.9	1	61

KICK RETURNS	No.	Yds	Avg	TD	Long	FUMBLE RETURNS	No.	Yds	Avg	TD	Long
Evin Jones	15	230	15.3	0	31	Jason Richardson	1	5	5.0	0	5
Jason Payne	12	190	15.8	0	32	Total.....	1	5	5.0	0	5
Ed Gurrieri	9	232	25.8	0	54	Opponents.....	1	34	34.0	0	34
Chris Rapp	2	3	1.5	0	7						
Steve Tedesco	2	51	25.5	0	27						
Brian Friedman	2	38	19.0	0	21						
Andrew Clayton	1	17	17.0	0	17						
Shane Robinson	1	22	22.0	0	22						
Mike Buesser	1	15	15.0	0	15						
TEAM	1	0	0.0	0	0						
Total.....	46	798	17.3	0	54						
Opponents.....	34	692	20.4	0	41						

SCORING	TD	FGs	----- PATs -----			Pass	DXP	Saf	Points
			Kick	Rush	Rev				
Steve Tedesco	9	0-0	0-0	0-0	0	0-0	0	0	54
Jason Payne	8	0-0	0-0	0-0	0	0-0	0	0	48
Joe Schroeder	0	3-6	23-29	0-0	0	0-0	0	0	32
Joey Henley	5	0-0	0-0	0-0	0	0-0	0	0	30
Evin Jones	3	0-0	0-0	0-0	0	0-0	0	0	18
John Wilson	2	0-0	0-0	0-0	0	0-0	0	0	12
Corey Bundy	2	0-0	0-0	0-0	0	0-0	0	0	12
Brian Friedman	1	0-0	0-0	0-0	0	0-0	0	0	6
Dale Fink	1	0-0	0-0	0-0	0	0-1	0	0	6
Ed Gurrieri	1	0-0	0-0	0-0	0	0-0	0	0	6
TEAM	0	0-0	0-0	0-0	0	0-0	0	1	2
Tyler McKeon	0	0-0	0-0	1-1	0	0-0	0	0	2
Derek Marks	0	0-0	1-1	0-0	0	0-0	0	0	1
Total.....	32	3-6	24-30	1-1	0	0-1	0	1	229
Opponents.....	36	7-12	33-35	0-0	0	0-0	0	1	272

SHU Pioneer Football - Game Notes - vs. CCSU Blue Devils - November 3, 2007

The Automated ScoreBook Sacred Heart Overall 2007 Individual Statistics

TOTAL OFFENSE	G	Plays	Rush	Pass	Total	Avg/G
Dale Fink	7	204	-75	1277	1202	171.7
Jason Payne	9	123	890	0	890	98.9
Tyler McKeon	7	104	2	464	466	66.6
Evin Jones	8	77	334	0	334	41.8
Brian Friedman	9	36	160	6	166	18.4
Ed Gurrieri	5	28	102	0	102	20.4
Shane Robinson	2	18	65	0	65	32.5
TEAM	5	2	-15	0	-15	-3.0
Total.....	9	593	1463	1747	3210	356.7
Opponents.....	9	603	1405	2109	3514	390.4

FIELD GOALS	FGM-FGA	Pct	01-19	20-29	30-39	40-49	50-99	Lg	Blk
Joe Schroeder	3-6	50.0	0-0	2-3	1-3	0-0	0-0	35	0

FG SEQUENCE	Sacred Heart	OPPONENTS
Assumption	-	-
La Salle	-	-
Iona	(35)	-
Duquesne	(25)	(26),(25),41,(35)
Wagner	29,38,34	(46),(31),(47)
Monmouth	-	27
Albany	-	43,(39)
Marist	-	30
Saint Francis (PA)	(29)	43

Numbers in (parentheses) indicate field goal was made.

PUNTING	No.	Yds	Avg	Long	TB	FC	I20	Blkd
Derek Marks	32	1206	37.7	55	0	8	9	1
TEAM	3	0	0.0	0	0	0	0	2
Brian Friedman	2	84	42.0	44	0	0	1	0
Total.....	37	1290	34.9	55	0	8	10	3
Opponents.....	41	1436	35.0	60	3	9	12	2

KICKOFFS	No.	Yds	Avg	TB	O B	Retn	Net	YdLn
Joe Schroeder	40	2405	60.1	5	1			
Derek Marks	3	191	63.7	1	1			
Total.....	43	2596	60.4	6	2	692	41.5	28
Opponents.....	49	2861	58.4	4	0	798	40.5	29

ALL PURPOSE	G	Rush	Rec	PR	KOR	IR	Tot	Avg/G
Jason Payne	9	890	134	0	190	0	1214	134.9
Steve Tedesco	9	0	621	73	51	0	745	82.8
Evin Jones	8	334	67	0	230	0	631	78.9
Corey Bundy	9	0	400	0	0	0	400	44.4
Ed Gurrieri	5	102	10	0	232	0	344	68.8
Joey Henley	4	0	218	0	0	0	218	54.5
Brian Friedman	9	160	12	0	38	0	210	23.3
John Wilson	9	0	0	78	0	54	132	14.7
Tony Patterson	7	0	122	0	0	0	122	17.4
Shane Robinson	2	65	0	0	22	0	87	43.5
Dario Melendez	9	0	46	0	0	0	46	5.1
Tom Stripe	9	0	39	0	0	0	39	4.3
Chris Rapp	9	0	35	0	3	0	38	4.2
Andre Isla	9	0	0	0	0	25	25	2.8
Rishard Brown	9	0	0	0	0	19	19	2.1
Mark Uyeno	6	0	19	0	0	0	19	3.2
Shawn Bennett	8	0	18	0	0	0	18	2.2
Andrew Clayton	6	0	0	0	17	0	17	2.8
Mike Buesser	5	0	0	0	15	0	15	3.0
Tyler McKeon	7	2	0	0	0	0	2	0.3
TEAM	5	-15	0	0	0	0	-15	-3.0
Dale Fink	7	-75	6	0	0	0	-69	-9.9
Total.....	9	1463	1747	151	798	98	4257	473.0
Opponents.....	9	1405	2109	114	692	134	4454	494.9

SHU Pioneer Football - Game Notes - vs. CCSU Blue Devils - November 3, 2007

The Automated ScoreBook Sacred Heart Overall 2007 Defensive Statistics

DEFENSIVE LEADERS	-----Tackles-----				TFL/Yds	-Sacks-	---Pass Def---			-Fumbles-	Blkd		
	GP	Solo	Ast	Total			No-Yds	Int-Yds	BrUp		QBH	Rcv-Yds	FF
21 John Wilson	9	46	44	90	3.0-4	.	1-54	.	.	1-0	1	1	.
42 Rich Marrone	9	15	35	50	2.5-9	.	.	3	.	.	1	.	.
48 Steve Young	9	32	18	50	3.0-17	1.0-5	.	6	.	.	.	1	.
44 Andre Geraghty	6	18	21	39	4.5-19	1.0-10	1	.	.
56 Jason Richardson	9	14	22	36	5.0-19	2.5-16	.	1	.	2-5	1	.	.
36 Andrew Clayton	6	16	19	35	2.0-6	0.5-2	1	.
2 Rishard Brown	9	22	13	35	3.0-9	.	1-19	6	.	.	1	.	.
28 Andre Isla	9	21	14	35	1.5-2	.	1-25	2	.	.	1	.	.
98 Bill Hayden	9	19	15	34	5.0-22	3.0-15
96 Bill O'Brien	9	11	20	31	4.5-19	2.0-12	.	1
91 Bryan Cocco	9	9	17	26	4.5-11	1.0-3	1	.	.
54 Robert Occhiuzzi	8	10	14	24	5.5-22	1.0-3	.	.	1
20 Anthony Mortali	9	9	10	19	1.0-2	.	.	1	1
25 Josh Thomas	9	12	4	16
50 Brian Goodmond	9	2	14	16	1.5-2	.	.	1
58 Chansler Davis	5	5	10	15	3.5-20	1.0-12	.	1	1	.	1	.	.
43 Will Veix	9	7	7	14	1.0-1	.	.	2	.	1-0	.	.	.
6 Jeff Hodges	9	6	7	13	2.0-3	.	.	1
35 Brian Flumere	7	8	4	12	1.5-10	1.0-9	.	.	.	1-0	.	.	.
45 James Pelzer	8	7	4	11	.	.	.	1
93 Andrew Costantino	9	3	7	10	0.5-1	.	.	1	1
47 Matt Dorosh	2	6	4	10	1.5-7
17 Brett Luongo	7	6	.	6	1	.	.
29 Craig Lawson	6	6	.	6
34 David Mastrangelo	4	3	1	4	0.5-2
19 Mike Mortali	6	3	1	4
26 Greg Jones	5	.	4	4
40 Sean Connington	4	2	1	3
84 Sean Jackson	8	1	1	2
37 SZYMANSKI, Zach	4	2	.	2
3 Evin Jones	8	.	2	2
11 Joe Schroeder	9	2	.	2
59 Elijah Dixon	4	1	1	2
89 Shawn Bennett	8	1	.	1
8 Derek Marks	9	1	.	1
39 Ed Gurrieri	5	1	.	1
70 Justin Smith	9	1	.	1
33 Brian Friedman	9	1	.	1
76 Tom Havener	8	1	.	1
4 Jason Payne	9	1	.	1
9 Corey Bundy	9	1	.	1	1	.
TM TEAM	5	1-0	.	.	1
52 Paul Graziadei	2	1
53 COPPOLA, Steve	1	1
Total.....	9	332	334	666	57-207	14-87	3-98	28	5	6-5	9	4	1
Opponents.....	9	330	326	656	63-267	26-171	9-134	23	7	9-34	6	4	1

SHU Pioneer Football - Game Notes - vs. CCSU Blue Devils - November 3, 2007

Game #1 - Sacred Heart 41, Assumption 20 - August 30, 2007 - Worcester, Mass.

At Multi-Sport Stadium

Score By Quarters	1	2	3	4	F
Sacred Heart (1-0)	14	14	13	0	- 41
Assumption (0-1)	7	0	0	13	- 20

Scoring Summary:

- 1st Q**
 8:55 AC - Jay Youngblood 4 yd run (Eisele Kick)
 13 plays, 80 yards, 6:05 - AC, 7-0
 6:34 SHU - Joey Henley 38 yd pass from Dale Fink (Schroeder kick)
 5 plays, 48 yards, 2:21 - Tied, 7-7
 3:07 SHU - Steve Tedesco 25 yd pass from Dale Fink (Schroeder kick)
 7 plays, 61 yards, 2:17 - SHU, 14-7
- 2nd Q**
 14:50 SHU - Jason Payne 23 yd run (Schroeder kick)
 4 plays, 77 yards, 0:32 - SHU, 21-7
 00:10 SHU - Steve Tedesco 14 yd pass from Dale Fink (Schroeder kick)
 6 plays, 59 yards, 00:53 - SHU, 28-7
- 3rd Q**
 11:03 SHU - Jason Payne 19 yd run (Schroeder kick failed)
 9 plays, 59 yards, 3:57 - SHU, 34-7
 3:33 SHU - Steve Tedesco 6 yd pass from Dale Fink (Schroeder kick)
 9 plays, 61 yards, 4:10 - SHU, 41-7
- 4th Q**
 7:42 AC - David Canney 5 yd pass from Taylor Humphrey (Eisel Kick)
 3 plays, 77 yards, 00:26 - SHU, 41-14
 00:00 AC - David Canney 22 yd pass from Taylor Humphrey (Eisel Kick)
 6 plays, 72 yards, 00:56 - SHU, 41-20

Individual Statistics:	Team Statistics:	SHU	AC
RUSHING: Sacred Heart-Evin Jones 16-89; Jason Payne 8-75; Brian Friedman 6-27; Ed Gurrieri 8-19; Dale Fink 3-11; Shane Robinson 2-5; Tyler McKeon 1-2. Assumption-Jay Youngblood 14-27; Kyle Johnson 6-22; Taylor Humphrey 3-17; Herb Woodard 2-3; Mike Senella 1-minus 11.	FIRST DOWNS	26	20
PASSING: Sacred Heart-Dale Fink 16-25-0-238; Tyler McKeon 2-4-0-21. Assumption-Taylor Humphrey 23-41-0-290.	RUSHES-YARDS (NET)	44-228	26-58
RECEIVING: Sacred Heart-Steve Tedesco 5-66; Evin Jones 5-34; Tony Patterson 2-38; Tom Stripe 2-24; Joey Henley 1-38; Corey Bundy 1-38; Shawn Bennett 1-11; Ed Gurrieri 1-10. Assumption-David Canney 9-166; Jake Beers 6-46; Matt Thibeault 3-32; Joey Fabiano 2-12; Jay Youngblood 1-30; Brian Carey 1-12; Kyle Johnson 1-minus 8.	PASSING YDS (NET)	259	290
	Passes Att-Comp-Int	29-18-0	41-23-0
	TOTAL PLAYS-YARDS	73-487	67-348
	Fumble Returns-Yards	0-0	0-0
	Punt Returns-Yards	2-31	1-0
	Kickoff Returns-Yards	3-72	4-75
	Interception Returns-Yards	0-0	0-0
	Punts (Number-Avg)	4-38.5	7-41.0
	Fumbles-Lost	0-0	3-0
	Penalties-Yards	5-39	4-30
	Possession Time	31:54	28:06
	Third-Down Conversions	10 of 15	5 of 14
	Fourth-Down Conversions	0 of 1	1 of 2
	Red-Zone Scores-Chances	3-3	2-3
	Sacks By: Number-Yards	0-0	1-2

Game #2 - Sacred Heart 54, La Salle 14 - September 8, 2007 - Fairfield, Conn.

At Campus Field

Score By Quarters	1	2	3	4	F
Sacred Heart (2-0)	19	28	0	7	- 54
La Salle (0-2)	0	7	7	0	- 14

Scoring Summary:

- 1st Q**
 7:49 SHU - Evin Jones 12 yd run (Schroeder kick)
 5 plays, 60 yards, 1:58 - SHU, 7-0
 4:02 SHU - Corey Bundy 69 yd pass from Dale Fink (Schroeder kick failed)
 5 plays, 91 yards, 2:19 - SHU, 13-0
 1:45 SHU - Evin Jones 2 yd run (Schroeder kick failed)
 4 plays, 25 yards, 1:09 - SHU, 19-0
- 2nd Q**
 14:56 SHU - Joey Henley 6 yd pass from Dale Fink (Schroeder kick)
 1 play, 6 yards, 0:07 - SHU, 26-0
 13:00 L S - Chris Hanson 7 yd run (Perlozzo kick)
 4 plays, 51 yards, 1:51 - SHU, 26-7
 8:26 SHU - Joey Henley 5 yd pass from Dale Fink (Schroeder kick)
 9 plays, 51 yards, 4:34 - SHU, 33-7
 7:32 SHU - Jason Payne 28 yd run (Schroeder kick)
 2 plays, 30 yards, 0:47 - SHU, 40-7
 6:37 SHU - John Wilson 54 yd interception return (Schroeder kick)
 SHU, 47-7
- 3rd Q**
 4:22 L S - Rayvo Williams 4 yd run (Perlozzo kick)
 5 plays, 62 yards, 2:33 - SHU, 47-14
- 4th Q**
 4:16 SHU - Ed Gurrieri 4 yd run (Schroeder kick)
 12 plays, 81 yards, 7:25 - SHU, 54-14

Individual Statistics:	Team Statistics:	LaSalle	SHU
RUSHING: La Salle-Hanson,Chris 10-40; Macknet,Dave 3-8; Williams,Rayvo 3-8; Dudiski,Deric 3-4; Guerri,Gabe 1-1; Creighton,Cj 1-0; Scipione,John 4-minus 2. Sacred Heart-Ed Gurrieri 20-83; Evin Jones 8-65; Shane Robinson 16-60; Jason Payne 7-60; Brian Friedman 4-24; Dale Fink 3-19; Tyler McKeon 3-8.	FIRST DOWNS	6	26
PASSING: La Salle-Hanson,Chris 8-14-1-127; Panasuk,Steve 1-1-0-6. Sacred Heart-Dale Fink 8-9-0-122; Tyler McKeon 4-5-0-60.	RUSHES-YARDS (NET)	25-59	61-319
RECEIVING: La Salle-Kendrick,Shane 3-49; Torres,Bryant 3-22; Dudiski,Deric 1-54; Crockett,Kevin 1-6; Mcvey,John 1-2. Sacred Heart-Tony Patterson 3-46; Joey Henley 3-32; Corey Bundy 2-75; Mark Uyeno 1-12; Steve Tedesco 1-11; Shawn Bennett 1-7; Evin Jones 1-minus 1.	PASSING YDS (NET)	133	182
	Passes Att-Comp-Int	15-9-1	14-12-0
	TOTAL PLAYS-YARDS	40-192	75-501
	Fumble Returns-Yards	0-0	0-0
	Punt Returns-Yards	0-0	2-71
	Kickoff Returns-Yards	8-194	2-39
	Interception Returns-Yards	0-0	1-54
	Punts (Number-Avg)	6-36.5	0-0-0
	Fumbles-Lost	2-2	0-0
	Penalties-Yards	8-57	7-60
	Possession Time	20:29	39:31
	Third-Down Conversions	2 of 10	8 of 12
	Fourth-Down Conversions	0 of 0	1 of 3
	Red-Zone Scores-Chances	2-2	5-5
	Sacks By: Number-Yards	2-3	3-21

Game #3 - Iona 34, Sacred Heart 10 - September 15, 2007 - New Rochelle, N.Y.

At Mazzella Field

Score By Quarters	1	2	3	4	F
Sacred Heart (2-1)	0	3	7	0	- 10
Iona (3-0)	7	13	0	14	- 34

Scoring Summary:

- 1st Q**
 4:01 IC - Tyler Schroeder 14 yd pass from Nick Rossetti (Lofrese kick)
 5 plays, 52 yards, 1:48 - Iona, 7-0
- 2nd Q**
 14:05 IC - Dane Samuels 29 yd pass from Nick Rossetti (Lofrese kick)
 5 plays, 64 yards, 1:41 - Iona, 14-0
 4:02 SHU - Joe Schroeder 35 yard field goal
 12 plays, 66 yards, 6:27 - Iona, 14-3
 1:03 IC - DeMarcus White 20 yd pass from Nick Rossetti (kick failed)
 1 play, 20 yards, 0:09 - Iona, 20-3
- 3rd Q**
 6:15 SHU - Joey Henley 14 yd pass from Dale Fink (Schroeder kick)
 12 plays, 76 yards, 5:28 - Iona, 20-10
- 4th Q**
 14:57 IC - Nick Rossetti 2 yd run (Lofrese kick)
 6 plays, 19 yards, 2:13 - Iona, 27-10
 11:07 IC - Tim Mastrino 10 yd pass from Nick Rossetti (Lofrese kick)
 6 plays, 29 yards, 1:46 - Iona, 34-10

Individual Statistics:	Team Statistics:	SHU	Iona
RUSHING: Sacred Heart-Jason Payne 11-61; Evin Jones 12-33; Dale Fink 10-minus 34. Iona-Samuels, Dane 11-58; Arcara, Rudy 17-26; Rossetti, Nick 7-12; Sanchez, Caesar 1-6; Mastrino, Tim 1-4; Ellis, Daron 1-minus 2.	FIRST DOWNS	21	17
PASSING: Sacred Heart-Dale Fink 25-38-2-223. Iona-Rossetti, Nick 15-24-0-214.	RUSHES-YARDS (NET)	33-60	38-104
RECEIVING: Sacred Heart-Corey Bundy 8-50; Joey Henley 6-74; Steve Tedesco 4-52; Evin Jones 4-27; Dario Melendez 2-17; Jason Payne 1-3. Iona-Samuels, Dane 4-80; White, DeMarcus 4-65; Mastrino, Tim 2-32; Schroeder, Tyle 1-14; Mink, Ryan 1-13; Day, Michael 1-11; Walters, Dave 1-1; Arcara, Rudy 1-minus 2.	PASSING YDS (NET)	223	214
	Passes Att-Comp-Int	38-25-2	24-15-0
	TOTAL PLAYS-YARDS	71-283	62-318
	Fumble Returns-Yards	0-0	0-0
	Punt Returns-Yards	1-0	1-24
	Kickoff Returns-Yards	6-77	3-66
	Interception Returns-Yards	0-0	2-4
	Punts (Number-Avg)	3-23.3	7-27.4
	Fumbles-Lost	3-3	0-0
	Penalties-Yards	3-33	6-48
	Possession Time	31:07	28:53
	Third-Down Conversions	6 of 13	6 of 13
	Fourth-Down Conversions	0 of 2	0 of 0
	Red-Zone Scores-Chances	2-2	4-4
	Sacks By: Number-Yards	1-12	6-54

SHU Pioneer Football - Game Notes - vs. CCSU Blue Devils - November 3, 2007

Game #4 - Duquesne 30, Sacred Heart 23 (ot) - September 22, 2007 - Fairfield, Conn.

At Campus Field



Score By Quarters	1	2	3	4	OT	F
Duquesne (1-2)	7	13	3	0	7	30
Sacred Heart (2-2)	14	0	0	9	0	23



Scoring Summary:

1st Q
 13:32 DUQ - Greg Hough 4 yd run (Trojan kick)
 5 plays, 67 yards, 1:28 - DUQ, 7-0
 9:00 SHU - Joey Henley 26 yd pass from Dale Fink (Schroeder kick)
 9 plays, 79 yards, 4:25 - Tied, 7-7
 2:31 SHU - Jason Payne 40 yd pass from Dale Fink (Schroeder kick)
 9 plays, 65 yards, 3:51 - SHU, 14-7

2nd Q
 9:49 DUQ - Mark Troyan 26 yd field goal
 15 plays, 71 yards, 7:39 - SHU, 14-10
 3:19 DUQ - Mark Troyan 25 yd field goal
 5 plays, 38 yards, 2:00 - SHU, 14-13
 1:25 DUQ - Michael Rasky 5 yd pass from Kevin Rombach (Trojan kick)
 3 plays, 36 yards, 0:19 - DUQ, 20-14

3rd Q
 2:18 DUQ - Mark Troyan 35 yd field goal
 12 plays, 55 yards, 5:38 - DUQ, 23-14

4th Q
 14:04 SHU - Joe Schroeder 25 yd field goal
 10 plays, 67 yards, 3:05 - DUQ, 23-17
 9:14 SHU - John Wilson 18-yard blocked punt return (Schroeder kick failed)
 Tied, 23-23

OT
 -- DUQ - Greg Hough 8 yd run (Trojan kick)
 8 plays - DUQ, 30-23

Individual Statistics:

RUSHING: Duquesne-Hough, Greg 20-107; Void, Dennis 8-29; Rombach, Kevin 2-6; TEAM 1-minus 1. Sacred Heart-Evin Jones 16-72; Jason Payne 11-72; Brian Friedman 3-11; Tyler McKeon 3-minus 3; TEAM 1-minus 11; Dale Fink 4-minus 20.

PASSING: Duquesne-Rombach, Kevin 29-41-0-316. Sacred Heart-Tyler McKeon 10-17-1-91; Dale Fink 6-9-0-94; Steve Tedesco 0-1-0-0.

RECEIVING: Duquesne-Hocker, Bruce 8-96; Roberson, Alex 4-62; Carter, Conrad 4-48; Hough, Greg 4-40; Gitter, Calvin 3-18; Rasky, Michael 2-28; Gilchrist, Todd 2-12; Void, Dennis 1-7; Rombach, Kevin 1-5. Sacred Heart-Corey Bundy 4-11; Joey Henley 3-74; Jason Payne 3-67; Steve Tedesco 3-28; Evin Jones 3-5.

Team Statistics:

	DUQ	SHU
FIRST DOWNS	23	16
RUSHES-YARDS (NET)	31-141	38-121
PASSING YDS (NET)	316	185
Passes Att-Comp-Int	41-29-0	27-16-1
TOTAL PLAYS-YARDS	72-457	65-306
Fumble Returns-Yards	0-0	0-0
Punt Returns-Yards	2-15	1-33
Kickoff Returns-Yards	4-83	6-77
Interception Returns-Yards	1-2	0-0
Punts (Number-Avg)	3-22.7	7-36.7
Fumbles-Lost	2-2	2-0
Penalties-Yards	11-91	6-70
Possession Time	33:22	26:38
Third-Down Conversions	8 of 16	5 of 15
Fourth-Down Conversions	0 of 0	0 of 0
Red-Zone Scores-Chances	5-5	1-2
Sacks By: Number-Yards	4-35	0-0

Game #5 - Wagner 18, Sacred Heart 15 - September 29, 2007 - Staten Island, N.Y.

At Wagner Stadium



Score By Quarters	1	2	3	4	F
Sacred Heart (2-3, 0-1)	0	0	7	8	15
Wagner (3-1, 1-0)	2	7	3	6	18



Scoring Summary:

1st Q
 14:44 WC - TEAM Safety - WC, 2-0

2nd Q
 0:39 Lon Woods 9 yd pass from Matt Abbey (Czech kick)
 8 plays, 72 yards, 2:50 - WC, 9-0

3rd Q
 11:11 WC - Piotr Czech 46 yd feild goal
 9 plays, 53 yards, 3:42 - WC, 12-0
 3:55 SHU - Evin Jones 1 yd run (Schroeder kick)
 14 plays, 82 yards, 7:07 - WC, 12-7

4th Q
 14:50 WC - Piotr Czech 31 yd field goal
 10 plays, 63 yards, 3:56 - WC, 15-7
 12:04 SHU - Jason Payne 25 yd run (McKeon rush)
 8 plays, 79 yards, 2:38 - Tied, 15-15
 7:43 WC - Piotr Czech 47 yd field goal
 8 plays, 46 yards, 4:15 - WC, 18-15

Individual Statistics:

RUSHING: Sacred Heart-Evin Jones 14-37; Jason Payne 7-27; Tyler McKeon 7-minus 6. Wagner-BUTLER, Jason 37-157; DAVIS, Rodney 8-40; PARKER, Richard 1-1; ABBEY, Matt 6-minus 24.

PASSING: Sacred Heart-Tyler McKeon 20-34-1-207. Wagner-ABBEY, Matt 6-14-1-134.

RECEIVING: Sacred Heart-Steve Tedesco 11-143; Corey Bundy 4-16; Jason Payne 3-31; Tony Patterson 1-14; Chris Rapp 1-3.

Wagner-COLLINS, Tyrone 2-48; WOODS, Lon 2-20; MIZELL, Morgan 1-34; KINARD, Joe 1-32.

Team Statistics:

	SHU	WC
FIRST DOWNS	19	17
RUSHES-YARDS (NET)	28-58	52-174
PASSING YDS (NET)	207	134
Passes Att-Comp-Int	34-20-1	14-6-1
TOTAL PLAYS-YARDS	62-265	66-308
Fumble Returns-Yards	1-5	0-0
Punt Returns-Yards	0-0	0-0
Kickoff Returns-Yards	4-57	4-59
Interception Returns-Yards	1-19	1-29
Punts (Number-Avg)	4-40.0	4-35.2
Fumbles-Lost	1-0	1-1
Penalties-Yards	5-40	8-83
Possession Time	27:44	32:16
Third-Down Conversions	6 of 13	6 of 15
Fourth-Down Conversions	0 of 0	0 of 0
Red-Zone Scores-Chances	1-3	2-2
Sacks By: Number-Yards	3-21	4-21

Game #6 - Monmouth 49, Sacred Heart 8 - October 6, 2007 - Fairfield, Conn.

At Campus Field



Score By Quarters	1	2	3	4	F
Sacred Heart (2-4, 0-2)	0	2	0	6	8
Monmouth (1-4, 1-1)	14	21	7	7	49



Scoring Summary:

1st Q
 13:22 MU - Ayo Falae 14 yd blocked punt return (Weingart kick)
 MU, 7-0
 8:29 MU - David Sinisi 41 yd run (Weingart kick)
 8 plays, 73 yards, 3:28 - MU, 14-0

2nd Q
 14:23 MU - David Sinisi 2 yd run (Weingart kick)
 12 plays, 73 yards, 5:52 - MU, 21-0
 8:48 MU - A. San Miguel 39 yd pass from Brett Burke (Weingart kick)
 9 plays, 82 yards, 3:52 - MU, 28-0
 6:10 SHU - TEAM Safety
 MU, 28-2
 1:52 MU - David Sinisi 99 yd run (Weingart kick)
 1 play, 99 yards, 0:23 - MU, 35-2

3rd Q
 3:14 MU - John Nalbhone 18 yd pass from Brett Burke (Weingart kick)
 3 plays, 29 yards, 1:17 - MU, 42-2

4th Q
 13:11 SHU - Brian Friedman 4 yd run (Schroeder kick blocked)
 14 plays, 60 yards, 4:55 - MU, 42-8
 8:05 MU - Ryan Skorupka 3 yd run (Weingart kick)
 10 plays, 57 yards, 4:59 - MU, 49-8

Individual Statistics:

RUSHING: Monmouth-SINISI, David 17-200; GILES, Bobby 16-119; SKORUPKA, Ryan 7-23; FOLSOM, Ryan 1-8; BURKE, Brett 7-7; KILEY, Chris 1-2; TEAM 3-minus 28. Sacred Heart-Jason Payne 10-123; Brian Friedman 12-48; Evin Jones 7-17; Tyler McKeon 5-1.

PASSING: Monmouth-BURKE, Brett 15-19-0-241; FOLSOM, Ryan 2-3-0-21. Sacred Heart-Tyler McKeon 13-24-1-85.

RECEIVING: Monmouth-NALBONE, John 4-59; YUDIN, Troy 3-67; KILEY, Chris 3-24; SANMIGUEL, A. 2-55; SINISI, David 2-23; GILES, Bobby 1-17; DOWENS, Steve 1-12; EASLEY, Marion 1-5. Sacred Heart-Steve Tedesco 5-44; Corey Bundy 3-31; Jason Payne 2-11; Brian Friedman 2-2; Evin Jones 1-minus 3.

Team Statistics:

	MU	SHU
FIRST DOWNS	26	14
RUSHES-YARDS (NET)	52-331	34-189
PASSING YDS (NET)	262	85
Passes Att-Comp-Int	22-17-0	24-13-1
TOTAL PLAYS-YARDS	74-593	58-274
Fumble Returns-Yards	0-0	0-0
Punt Returns-Yards	1-28	0-0
Kickoff Returns-Yards	2-49	9-167
Interception Returns-Yards	1-10	0-0
Punts (Number-Avg)	1-36.0	5-32.2
Fumbles-Lost	2-1	2-2
Penalties-Yards	9-71	3-35
Possession Time	34:26	25:34
Third-Down Conversions	10 of 15	3 of 13
Fourth-Down Conversions	3 of 4	2 of 4
Red-Zone Scores-Chances	3-4	1-3
Sacks By: Number-Yards	1-7	2-11

SHU Pioneer Football - Game Notes - vs. CCSU Blue Devils - November 3, 2007

Game #7 - Albany 38, Sacred Heart 7 - October 13, 2007 - Albany, N.Y.

At University Field					
Score By Quarters	1	2	3	4	F
Sacred Heart (2-5, 0-3)	0	7	0	0	- 7
Albany (3-3, 1-0)	7	14	14	3	- 38

Individual Statistics:	Team Statistics:
RUSHING: Sacred Heart-Jason Payne 16-82; Brian Friedman 7-35; Dale Fink 6-minus 37. Albany-McCarty, D. 14-97; Gannon, J. 13-62; Simmons, C. 8-44; Esposito, V. 7-26; Johnson, O. 9-22; Bush, T. 1-13; Bright, C. 2-7; Blasinsky, F. 1-7; TEAM 1-minus 5.	FIRST DOWNS RUSHES-YARDS (NET) PASSING YDS (NET) Passes Att-Comp-Int TOTAL PLAYS-YARDS Fumble Returns-Yards Punt Returns-Yards Kickoff Returns-Yards Interception Returns-Yards Punts (Number-Avg) Fumbles-Lost Penalties-Yards Possession Time Third-Down Conversions Fourth-Down Conversions Red-Zone Scores-Chances Sacks By: Number-Yards
PASSING: Sacred Heart-Dale Fink 17-24-1-107. Albany-Esposito, V. 17-27-0-236; Blasinsky, F. 2-3-0-15.	SHU Albany 12 28 29-80 56-273 107 251 24-17-1 30-19-0 53-187 86-524 0-0 1-34 0-0 5-13 7-142 2-52 0-0 1-13 7-38.1 3-37.7 2-2 2-0 2-11 5-46 23:00 37:00 2 of 11 10 of 17 0 of 0 0 of 1 1-1 5-5 1-5 6-37
RECEIVING: Sacred Heart-Corey Bundy 8-51; Steve Tedesco 4-26; Jason Payne 3-21; Tony Patterson 2-9. Albany-Bush, T. 4-66; DeAraujo, I. 4-24; Bocanegra, D. 3-46; Smith, J. 2-56; Archer, D. 1-14; Kenneally, C. 1-12; Beigel, D. 1-10; Miles, M. 1-8; Gannon, J. 1-8; Wooten, D. 1-7.	

Scoring Summary:
1st Q 10:25 UA - David McCarty 7 yd run (Fralicker kick) 9 plays, 66 yards, 4:35 - UA, 7-0
2nd Q 10:38 UA - Tim Bush 24 yd pass from Vinny Esposito (Fralicker kick) 9 plays, 93 yards, 4:10 - UA, 14-0 0:55 SHU - Steve Tedesco 7 yd pass from Dale Fink (Schroeder kick) 12 plays, 70 yards, 5:12 - UA, 14-7 0:02 UA - Jason Smith 44 yd pass from Vinny Esposito (Fralicker kick) 6 plays, 70 yards, 0:53 - UA, 21-7
3rd Q 8:42 UA - Vinny Esposito 4 yd run (Fralicker kick) 11 plays, 59 yards, 4:34 - UA, 28-7 1:48 UA - Omar Johnson 6 yd run (Fralicker kick) 11 plays, 66 yards, 4:32 - UA, 35-7
4th Q 2:35 UA - Jason Fralicker 39 yd field goal 14 plays, 54 yards, 7:27 - UA, 38-7

Game #8 - Sacred Heart 41, Marist 34 - October 20, 2007 - Fairfield, Conn.

At Campus Field					
Score By Quarters	1	2	3	4	F
Sacred Heart (3-5)	14	14	6	7	- 41
Marist (1-7)	0	7	7	20	- 34

Individual Statistics:	Team Statistics:
RUSHING: Marist-McGrath, Steve 9-48; Hansen, Adam 7-47; Ehikioya, Bo 11-23; Mitchell, Keith 6-12. Sacred Heart-Jason Payne 31-207; Evin Jones 3-19; Brian Friedman 3-15; TEAM 1-minus 4.	FIRST DOWNS RUSHES-YARDS (NET) PASSING YDS (NET) Passes Att-Comp-Int TOTAL PLAYS-YARDS Fumble Returns-Yards Punt Returns-Yards Kickoff Returns-Yards Interception Returns-Yards Punts (Number-Avg) Fumbles-Lost Penalties-Yards Possession Time Third-Down Conversions Fourth-Down Conversions Red-Zone Scores-Chances Sacks By: Number-Yards
PASSING: Marist-McGrath, Steve 28-40-1-396. Sacred Heart-Dale Fink 18-22-0-204; Brian Friedman 1-1-0-6; Tyler McKeon 0-1-1-0.	Marist SHU 26 25 33-130 38-237 396 210 40-28-1 24-19-1 73-526 62-447 0-0 0-0 1-5 0-0 4-77 4-19 1-23 1-25 1-31.0 1-36.0 2-0 1-1 7-50 6-50 31:39 28:21 9 of 15 5 of 7 3 of 4 0 of 0 4-5 4-4 0-0 2-14
RECEIVING: Marist-Keegan, Tim 5-77; Clavie, Mark 5-59; Brown, Will 4-65; Dulac, Daniel 4-43; Fiumefreddo, Ra 3-23; Spano, Robert 2-54; Mitchell, Keith 2-25; Weaver, Shaun 1-27; Vanderbeck, Luk 1-21; Flocks, William 1-2. Sacred Heart-Steve Tedesco 6-67; Corey Bundy 5-83; Tom Stripe 2-15; Chris Rapp 1-16; Brian Friedman 1-10; Dario Melendez 1-7; Dale Fink 1-6; Evin Jones 1-5; Jason Payne 1-1.	

Scoring Summary:
1st Q 10:27 SHU - Corey Bundy 30 yd pass from Dale Fink (Schroeder kick) 9 plays, 80 yards, 4:33 - SHU, 7-0 1:48 SHU - Jason Payne 3 yd run (Schroeder kick) 15 plays, 86 yards, 6:28 - SHU, 14-0
2nd Q 10:52 SHU - Jason Payne 41 yd run (Schroeder kick) 6 plays, 86 yards, 2:27 - SHU, 21-0 6:57 SHU - Dale Fink 6 yd pass from Brian Friedman (Schroeder kick) 6 plays, 31 yards, 2:12 - SHU, 28-0 0:10 MC - Bo Ehikioya 4 yd run (Collins kick) 15 plays, 80 yards, 6:47 - SHU, 28-7
3rd Q 11:28 MC - Bo Ehikioya 1 yd run (Collins kick) 7 plays, 65 yards, 3:32 - SHU, 28-14 6:59 SHU - Steve Tedesco 19 yd pass from Dale Fink (Schroeder kick failed) 10 plays, 85 yards, 4:22 - SHU, 34-14
4th Q 14:55 SHU - Steve Tedesco 5 yd pass from Dale Fink (Schroeder kick) 9 plays, 70 yards, 4:02 - SHU, 41-14 11:51 MC - Keith Mitchell 14 yd pass from Steve McGrath (Collins kick) 8 plays, 79 yards, 2:59 - SHU, 41-21 6:59 MC - Daniel Dulac 4 yd pass from Steve McGrath (Collins kick) 11 plays, 61 yards, 4:59 - SHU, 41-28 1:51 MC - Tim Keegan 24 yd pass from Steve McGrath (Collins kick failed) 10 plays, 79 yards, 2:49 - SHU, 41-34

Game #9 - Saint Francis 35, Sacred Heart 30 - October 27, 2007 - Fairfield, Conn.



At Campus Field					
Score By Quarters	1	2	3	4	F
Sacred Heart (3-6, 0-4)	0	10	0	20	- 30
Saint Francis-PA (1-6, 1-3)	7	7	7	14	- 35

Individual Statistics:	Team Statistics:
RUSHING: Saint Francis-WILLIAMS, Cal. 23-79; RICHARDS, A. 13-29; GILLMEN, Tyler 1-28; LITTLE, George 3-9; TEAM 3-minus 10. Sacred Heart-Jason Payne 22-183; Evin Jones 1-2; Dale Fink 4-minus 14.	FIRST DOWNS RUSHES-YARDS (NET) PASSING YDS (NET) Passes Att-Comp-Int TOTAL PLAYS-YARDS Fumble Returns-Yards Punt Returns-Yards Kickoff Returns-Yards Interception Returns-Yards Punts (Number-Avg) Fumbles-Lost Penalties-Yards Possession Time Third-Down Conversions Fourth-Down Conversions Red-Zone Scores-Chances Sacks By: Number-Yards
PASSING: Saint Francis-LITTLE, George 9-20-0-113. Sacred Heart-Dale Fink 25-47-2-289.	SFPA SHU 15 21 43-135 27-171 113 289 20-9-0 47-25-2 63-248 74-460 0-0 0-0 1-39 3-16 3-37 5-148 2-61 0-0 9-38.8 6-30.8 0-0 3-2 6-70 11-173 30:39 29:21 2 of 14 6 of 15 1 of 1 1 of 2 2-3 3-4 2-16 2-3
RECEIVING: Saint Francis-RIVERA, Antoine 3-51; WINSTON, Omar 2-29; BISHOP, Brandon 1-13; WRIGHT-EASY, G. 1-12; ZARNICH, Ryan 1-10; WILLIAMS, Cal. 1-minus 2. Sacred Heart-Steve Tedesco 9-184; Corey Bundy 6-45; Chris Rapp 3-16; Jason Payne 3-0; Dario Melendez 2-22; Tony Patterson 1-15; Mark Uyeno 1-7.	



Scoring Summary:
1st Q 10:27 SFU - Ryan Zarnich 10 yd pass from George Little (Sciulli kick) 5 plays, 27 yards, 1:59 - SFU, 7-0
2nd Q 8:41 SHU - Joe Schroeder 29 yd field goal 13 plays, 59 yards, 6:04 - SFU, 7-3 0:57 SFU - Brent Sanders 13 yd blocked punt return (Sciulli kick) SFU, 14-3 0:28 SHU - Steve Tedesco 44 yd pass from Dale Fink (Schroeder kick) 3 plays, 73 yards, 0:23 - SFU, 14-10
3rd Q 12:34 SFU - Antoine Rivera 29 yd pass from George Little (Sciulli kick) 2 plays, 29 yards, 0:13 - SFU, 21-10
4th Q 11:30 SFU - Cal Williams 22 yd run (Sciulli kick) 6 plays, 47 yards, 3:12 - SFU, 28-10 10:27 SFU - Matthew Parker 61 yd interception return (Sciulli kick) SFU, 35-10 8:29 SHU - Steve Tedesco 15 yd pass from Dale Fink (Schroeder kick) 5 plays, 38 yards, 1:45 - SFU, 35-17 5:03 SHU - Steve Tedesco 11 yd pass from Dale Fink (Schroeder kick) 7 plays, 73 yards, 0:56 - SFU, 35-24 4:00 SHU - Jason Payne 75 yd run (Dale Fink pass failed) 2 plays, 80 yards, 0:32 - SFU, 35-30

SHU Pioneer Football - Game Notes - vs. CCSU Blue Devils - November 3, 2007

Game #10 - Sacred Heart at Central Conn. - November 3, 2007 - New Britain, Conn.

<p>At Arute Field Score By Quarters 1 2 3 4 F</p> <p> Sacred Heart Duquesne </p>	<p>Scoring Summary:</p>
<p>Individual Statistics: Team Statistics:</p>	

Game #11 - Sacred Heart at Robert Morris - November 10, 2007 - Moon Township, Pa.

<p>At Joe Walton Stadium Score By Quarters 1 2 3 4 F</p> <p> Sacred Heart Wagner </p>	<p>Scoring Summary:</p>
<p>Individual Statistics: Team Statistics:</p>	