

Santa Clara University Softball



**2002 WISL
Champions**



Santa Clara University

Softball Final Release

500 El Camino Real • Santa Clara, CA 95053
408-554-4659 • FAX 408-554-6942 • www.SantaClaraBroncos.com

DATE: June 7, 2002

CONTACT: Lisa Eskey

2002 Schedule/Results

Overall: 25-38 Home: 11-10, Away: 7-14, Neutral: 7-14, WISL 4-6

Date	Opponent	W/L	Score
F. 2	at No. 3 Stanford	L	0-11 (5)
F. 2	at No. 3 Stanford	L	1-6
F. 3	at Sacramento State	W	4-1
F. 3	at Sacramento State	W	5-2
F. 8	vs. Southwest Mo. State [^]	L	0-2
F. 8	vs. Colorado State [^]	W	5-0
F. 9	at Cal Poly [^]	W	2-1
F. 9	vs. Southern Utah [^]	L	0-2
F. 10	vs. UC Santa Barbara [^]	W	1-0
F. 13	at UC Davis	W	5-4
F. 13	at UC Davis	L	0-5
F. 16	Humboldt State	L	4-8 (8)
F. 16	Humboldt State	W	8-0 (5)
F. 22	vs. California ^S	L	2-7
F. 22	vs. Iowa State ^S	L	1-5
F. 23	vs. Brigham Young ^S	L	0-12 (5)
F. 23	vs. Illinois ^S	L	0-4
F. 24	at UC Santa Barbara ^S	L	0-2
M. 2	at Fresno State	L	0-7
M. 2	at Fresno State	L	0-4
M. 3	Boston University	L	1-2
M. 3	Boston University	W	4-3 (9)
M. 8	vs. No. 6 California [#]	L	3-6
M. 8	vs. Virginia [#]	L	0-5
M. 8	vs. Miami (Ohio) [#]	W	7-1
M. 9	UNC-Greensboro [#]	L	0-2
M. 9	Miami (Ohio) [#]	W	4-0
M. 13	UNC-Greensboro	W	1-0
M. 13	UNC-Greensboro	W	1-0
M. 15	Tennessee Tech	W	7-2
M. 15	Tennessee Tech	L	1-3
M. 24	vs. No. 12 Washington [@]	L	0-9 (5)
M. 24	vs. No. 12 Washington [@]	L	2-5
M. 25	Western Washington	L	0-1
M. 25	Western Washington	W	3-0
M. 27	at Cal Poly	L	2-3 (9)
M. 27	at Cal Poly	L	1-2
A. 7	Portland State	L	2-4 (10)
A. 7	Portland State	W	4-0
A. 10	Pacific	L	0-3
A. 10	Pacific	L	5-6
A. 14	Loyola Marymount	W	3-2
A. 14	Loyola Marymount	L	3-6
A. 20	Cal Poly	W	4-0
A. 20	Cal Poly	L	0-1
A. 21	Saint Mary's*	W	3-0
A. 21	Saint Mary's*	W	7-1
A. 23	at San Jose State	L	2-3 (9)
A. 23	at San Jose State	L	1-2
A. 26	at UC Riverside	W	2-0
A. 26	at UC Riverside	L	1-3
A. 27	at Loyola Marymount*	L	1-5
A. 27	at Loyola Marymount*	W	4-0
A. 28	at San Diego*	L	4-5 (8)
A. 28	at San Diego*	L	2-4
M. 4	at Saint Mary's*	L	3-4
M. 4	at Saint Mary's*	L	1-5
M. 10	vs. Loyola Marymount!	L	1-2
M. 10	vs. San Diego!	W	2-0
M. 11	vs. Loyola Marymount!	L	1-3
M. 11	vs. San Diego!	W	5-0
M. 12	at Saint Mary's!	W	7-1
M. 12	vs. Loyola Marymount!	W	12-5

Home games in **bold** and played at Marsalli Park
All games double headers except tournament games
[^]Mustang Round Up, San Luis Obispo, Calif.
^S"Softball by the Beach" at Elings Park, Santa Barbara, Calif.
[#]NIST, Pleasanton, Calif.
[@] in Stockton, Calif.
^{*}WISL game
[!]WISL Championships, Moraga, Calif.

Broncos Win WISL to Close a Successful 2002

The Santa Clara University softball team recently completed its season, posting a 25-38 record, just one win shy of tying a school record for a season. Under third-year head coach **Marcy Crouch**, the Broncos also won the WISL Championship for the first time since 1998. A few season highlights:

Santa Clara won the Western Independent Softball League Championship at Cottrell Field in Moraga with a 12-5 victory over Loyola Marymount. The Broncos defeated host Saint Mary's 7-1 earlier in the day to advance to the Championship. **Coresta Salas** went 4-4 with two runs and four RBIs to lead the Broncos to victory over the top-seeded Lions. SCU notched 15 hits—the second most allowed all season by LMU—as **Tracie Hall** went 3-4 and **Lacey Smale** went 2-4 with three runs and three RBIs. **Deanna Rodriguez** and Smale were named to the All-Tournament Team.

The Broncos closed out the season with a 25-38 record. The 25 wins marked the second most in school history for one season, falling just one victory short of the 1986 Bronco squad's 26-12 mark. The team set a new school record for triples, recording 21, while also walking the most times in a season, reaching base on balls on 131 occasions. SCU also tied the season record for sacrifice flies, with six. Bronco pitchers **Deanna Rodriguez**, **Jennifer Ponzio** and **Kelley Johnson** combined for 14 shutouts, also setting a school record.

Junior **Coresta Salas** and freshman **Lacey Smale** were named first team All-Independent for their performances this season. It was the first year that athletes from NCAA Division I Independent softball programs were recognized for their athletic accomplishments. Salas anchored the outfield, leading the team with 61 hits, including 10 triples. She went 4-for-4 against Loyola Marymount in the WISL championship game with a double and a triple to seal the title for the Broncos. She maintained a .305 batting average and lead the team in individual runs scored with 27. Smale led the team with a .314 batting average and 32 RBIs. The first baseman tallied 50 hits, and registered 477 putouts with a .992 fielding percentage.

Junior **Roni Rivera** was honored for her success at balancing athletics with academics, as she earned second team honors for the Arthur Ashe Sports Scholar Award. A starting catcher and co-captain, Rivera holds a 3.41 GPA as a history major. She also recently represented SCU at the 2002 NCAA Foundation Leadership Conference in Lake Buena Vista, Fla. The conference was made up of 300 student-athletes from across the nation. Rivera is one of the most active members of the Broncos' Student-Athlete Leadership Council and has organized several activities to help increase the spirit between teams, including the "Flag Run" for the soccer games and the Athlete Ball.

"Roni is an intense young lady who operates at 100 percent in all areas of life. Her passion and energy are contagious and she has a very bright future ahead of her."
-- coach Marcy Crouch

The Broncos say goodbye to seniors **Kristi Harrington**, **Deanna Rodriguez** and **Sydney Wiginton**. The trio made their marks in the recordbooks and hold a combined 17 listings in the career top-five standings. Harrington started every game she played in her career, spending most of her time this year at third base while Rodriguez took control of the circle, setting three single-season marks in 2002. Wiginton came back from a broken jaw earlier this season and increased her career stolen base record.

After only notching one home run in each of the last two seasons, the Broncos went the distance in 2002, recording eight homers, including a single-season best five from sophomore catcher **Rachel Sherman**. When not behind the plate, Sherman took her place in the lineup as SCU's designated player or third baseman and finished the season with 25 RBIs, second best on the team.



Santa Clara Softball

2002 Season • Marsalli Park



Meet the Broncos!


Keri Reisinger



2

C/OF
•
Freshman

Andria Plasencia



4

OF
•
Freshman

Kelley Johnson



6

P/OF
•
Freshman

Lauren Fissori



7

INF
•
Junior

Rachel Sherman



8

C/INF
•
Sophomore


Vanessa Werner



9

INF
•
Sophomore

Coresta Salas



12

OF
•
Junior


Jennifer Ponzo



14

P/OF
•
Freshman

Tracie Hall



15

SS
•
Junior

Sydney Wiginton



16

OF
•
Senior


Deanna Rodriguez



18

P
•
Senior

Lacey Smale



21

1B
•
Freshman

Tess Nesbitt



25

2B/OF
•
Sophomore

Kristi Harrington



33

INF
•
Senior

Roni Rivera



34

C
•
Junior

Marcy Crouch



Head
Coach

Mick Myrback



Assistant
Coach

Kellie Wiginton



Assistant
Coach





Santa Clara Softball

2002 Season • Marsalli Park



FINAL STATISTICS

Player	AVG	GP-GS	AB	R	H	2B	3B	HR	RBI	TB	SLG%	BB	HBP	SO	GDP	OB%	SF	SH	SB-ATT	PO	A	E	FLD%
Smale	.314	61-59	159	14	50	9	4	1	32	70	.440	14	2	16	2	.375	1	3	4-5	477	18	4	.992
Salas	.305	63-63	200	27	61	6	10	1	18	90	.450	13	4	55	0	.358	1	4	8-14	89	4	3	.969
Wiginton	.294	39-39	119	19	35	0	0	0	2	35	.294	8	0	14	0	.339	0	8	13-17	45	3	1	.980
Hall	.262	63-63	172	12	45	6	1	1	17	56	.326	10	9	12	1	.332	2	12	3-3	92	147	18	.930
Sherman	.251	62-61	171	19	43	3	4	5	25	69	.404	21	1	38	0	.333	2	4	2-3	98	46	2	.986
Harrington	.233	61-61	163	25	38	1	1	0	13	41	.252	19	5	25	1	.332	0	9	4-6	118	147	18	.936
Rodriguez	.221	54-49	131	6	29	2	0	0	5	31	.237	5	2	11	0	.261	0	11	2-3	17	45	2	.969
Plasencia	.200	34-17	5	3	1	0	0	0	0	1	.200	0	0	2	0	.200	0	1	1-1	13	1	1	.933
Rivera	.180	47-39	100	5	18	1	0	0	4	19	.190	14	3	14	1	.299	0	4	0-0	123	23	1	.993
Fissori	.167	63-63	132	7	22	2	0	0	3	24	.182	7	2	13	0	.220	0	7	2-4	137	106	11	.957
Johnson	.145	44-33	83	6	12	1	0	0	3	13	.157	6	3	17	1	.228	0	4	1-2	9	42	2	.962
Ponzo	.125	48-40	96	3	12	3	0	0	5	17	.177	10	4	11	1	.236	0	4	0-1	39	62	0	1.000
Reisinger	.062	49-34	48	9	3	0	0	0	1	3	.062	4	1	17	0	.151	0	3	2-2	23	2	2	.926
Nesbitt	.000	2-2	3	0	0	0	0	0	0	0	.000	0	0	0	0	.000	0	0	0-0	5	3	0	1.000
Totals	.233	63-63	1582	155	369	34	21	8	128	469	.296	131	36	245	7	.305	6	74	42-61	1285	649	65	.967
Opponents	.268	63-63	1643	192	441	54	17	7	173	550	.335	139	25	175	7	.333	10	75	52-64	1287	631	83	.959

LOB - Team (389), Opp (417). DPs turned - Team (18), Opp (13). Picked off - Salas 2, Rodriguez 1, Reisinger 1, Harrington 1, Johnson 1.

Player	ERA	W-L	APP	GS	CG	SHO/CBO	SV	IP	H	R	ER	BB	SO	2B	3B	HR	AB	B/Avg	WP	HBP	BK	SFA	SHA
Rodriguez	2.08	14-14	32	27	19	7/1	0	178.2	167	69	53	60	97	20	3	3	672	.249	2	9	0	1	34
Ponzo	2.68	6-14	28	20	11	2/1	0	138.1	158	64	53	38	27	13	9	1	542	.292	5	6	0	5	28
Johnson	2.77	5-10	30	16	8	3/2	2	111.1	116	59	44	41	51	21	5	3	429	.270	6	10	0	4	13
Totals	2.45	25-38	63	63	38	14/2	2	428.1	441	192	150	139	175	54	17	7	1643	.268	13	25	0	10	75
Opponents	1.86	38-25	63	63	36	15/4	2	429.0	369	155	114	131	245	34	21	8	1582	.233	26	36	0	6	74

PB - Team (8), Sherman 6, Rivera 2, Opp (5). Pickoffs - Team (3), Sherman 2, Rivera 1. Opp (4). SBA/ATT - Sherman (28-35), Rivera (22-27), Rodriguez (21-25), Ponzo (17-21), Johnson (16-20).

UPDATED CAREER AND SINGLE SEASON RECORDS

Career

At-Bats

- 3. Sydney Wiginton (1999-2002) 644
- 5. Kristi Harrington (1999-2002) 609

Runs

- 3. Sydney Wiginton (1999-2002) 80

Hits

- 3. Sydney Wiginton (1999-2002) 167

RBI

- 5. Deanna Rodriguez (1999-2002) 38

Triples

- 1. Coresta Salas (2000-02) 12

Home Runs

- 3. Rachel Sherman (2002) 5

Stolen Bases

- 1. Sydney Wiginton (1999-2002) 90

Walks

- 2. Sydney Wiginton (1999-2002) 53

Sacrifices

- 3. Kristi Harrington (1999-2002) 29
- 5. Deanna Rodriguez (1999-2002) 25

ERA

- 3. Deanna Rodriguez (1999-2002) 2.80

Wins

- 3. Deanna Rodriguez (1999-2002) 32

Appearances

- 3. Deanna Rodriguez (1999-2002) 119

Starts

- 4. Deanna Rodriguez (1999-2002) 100

Complete Games

- 5. Deanna Rodriguez (1999-2002) 63

Shutouts

- 2. Deanna Rodriguez (1999-2002) 14

Innings Pitched

- 3. Deanna Rodriguez (1999-2002) 717

Strikeouts

- 2. Deanna Rodriguez (1999-2002) 393

Single Season

At-Bats

- t5. Coresta Salas 200

Hits

- 2. Coresta Salas 61

RBI

- 2. Lacey Smale 32
- t.5 Rachel Sherman 25

Doubles

- 4. Lacey Smale 9

Triples

- 1. Coresta Salas 10

Home Runs

- t1. Rachel Sherman 5

Slugging Percentage

- 3. Coresta Salas450
- 4. Lacey Smale440

Walks

- 5. Rachel Sherman 21

Sacrifice Flies

- t1. Tracie Hall 2
- Rachel Sherman 2

ERA

- 5. Deanna Rodriguez 2.08

Wins

- 2. Deanna Rodriguez 14

Shutouts

- t2. Deanna Rodriguez 7

Strikeouts

- 5. Deanna Rodriguez 97