



Career Leaders

Goals	
1. Scott Douglas (1976-79).....	40
2. Tony Tebbutt (1968-71).....	38
3. Paul Holocher (1987-90).....	29
4. Paul Bravo (1989-90).....	26
Mike Lynch (1992-95).....	26
6. Anthony Chimienti (1998-01).....	25
7. Jamil Walker (2000-02).....	21
8. Keith DeVey (2003-06).....	20
Steve Robertson (1986-89).....	20
9. Derick Brownell (1992-95).....	19
Peter Cochran (1991-93).....	19
Alberto Cruz (1989-91).....	19

Assists	
1. Jeff Baicher (1989-90).....	37
2. Dave Palic (1985-88).....	34
3. Mike Lynch (1992-95).....	33
4. Paul Holocher (1987-90).....	32
5. Mark Abele (1978-80).....	27
6. Mike McCloskey (1974-77).....	25
7. Brandon Schmidt (1988-91).....	22
8. Alberto Cruz (1989-91).....	21
9. Bruce Boughton (1988-91).....	20
10. Cameron Rast (1988-91).....	20

Points	
1. Scott Douglas (1976-79).....	99
2. Paul Holocher (1987-90).....	90
3. Mike Lynch (1992-95).....	85
4. Tony Tebbutt (1968-71).....	76
5. Jeff Baicher (1989-90).....	67
6. Paul Bravo (1989-90).....	65
7. Dave Palic (1985-88).....	62
8. Mark Abele (1978-80).....	61
Anthony Chimienti (1998-01).....	61
10. Alberto Cruz (1989-91).....	60

Saves	
1. Greg Reynolds (1977-79).....	306
2. Eric Koch (1983-84).....	223
3. Eric Yamamoto (1986-89).....	217
4. Rusty Johnson (1998-01).....	164
5. Chris Sigler (1980-81).....	157
6. Todd Neel (1985-86).....	153
7. Peter Zaratin (1990-94).....	139

Goals Against Average	
1. Chris Bauer (1988-91).....	0.54
2. Kevin Rueda (1987-91).....	0.59
3. Eric Yamamoto (1986-89).....	0.63
4. Kevin Sweeney (2004-05).....	0.65
5. Rusty Johnson (1998-01).....	0.79
6. Steve Cronin (2001-03).....	0.83
Kent Harkness (2002-04).....	0.83
8. Joseph Buttitta (2006-).....	0.89
9. Joe Cannon (1995-97).....	0.94
10. David Alexander (1995-98).....	0.97

Shutouts	
1. Eric Yamamoto (1986-89).....	38
2. Rusty Johnson (1998-01).....	23.5
3. Greg Reynolds (1976-79).....	23
4. Peter Zaratin (1990-94).....	22
5. Kevin Rueda (1987-91).....	17
6. Joe Cannon (1995-97).....	15
7. Chris Bauer (1988-91).....	13
David Alexander (1995-98).....	13

Single-Season Leaders

Goals	
1. Scott Douglas (1977).....	19
2. Paul Bravo (1989).....	16
3. Jamil Walker(2002).....	14
4. Miguel Avila (1978).....	13
Clive Barrett (1979).....	13
6. Richard Smith (1983).....	12
7. Cameron Rast (1989).....	11
Mike Lynch (1994).....	11
Jeremy Buettner (1994).....	11
Ari Rodopoulos (1998).....	11

Assists	
1. Jeff Baicher (1989).....	20
2. Jeff Baicher (1990).....	17
Mark Abele (1980).....	17
4. Tony Maggio (1978).....	13
5. Dave Palic (1986).....	12
Richard Manning (1986).....	12
Paul Holocher (1990).....	12
Mike Lynch (1993).....	12
9. Clive Barrett (1978).....	11
Cameron Rast (1989).....	11

Points	
1. Scott Douglas (1977).....	44
2. Paul Bravo (1989).....	40
3. Jeff Baicher (1989).....	38
4. Clive Barrett (1979).....	37
5. Richard Smith (1983).....	34
6. Tony Maggio (1978).....	33
7. Jamil Walker (2002).....	32
8. Jeremy Buettner (1994).....	32
9. Mark Abele (1980).....	31
Paul Holocher (1990).....	30
Mike Lynch (1994).....	30
10. Cameron Rast (1989).....	30

Saves	
1. Todd Neel (1985).....	132
2. Eric Koch (1984).....	113
3. Eric Koch (1983).....	110
4. Eric Yamamoto (1986).....	83
5. David Alexander (1998).....	73
6. Kevin Sweeney (2005).....	69
7. Rusty Johnson (1999).....	67
8. Peter Zaratin (1994).....	60
9. Kevin Rueda (1991).....	59
10. Joseph Buttitta (2006).....	57
Rusty Johnson (2000).....	57

Goals Against Average	
1. Eric Yamamoto (1989).....	0.47
2. Eric Yamamoto (1987).....	0.54
3. Eric Yamamoto (1988).....	0.56
4. Kevin Rueda (1990).....	0.59
5. Steve Cronin (2003).....	0.60
6. Joe Cannon (1996).....	0.63
7. Kevin Rueda (1991).....	0.64
8. Kevin Sweeney (2005).....	0.65
9. Joe Cannon (1995).....	0.70
10. David Alexander (1998).....	0.72

Shutouts	
1. Eric Yamamoto (1987).....	12
2. Eric Yamamoto (1989).....	11
3. Kevin Rueda (1991).....	11
4. Rusty Johnson (1999).....	10.5
5. David Alexander (1998).....	10
Rusty Johnson (2000).....	10
7. Ballan Campau (1973).....	9
Greg Reynolds (1977).....	9
9. Kevin Sweeney (2005).....	9
10. Joseph Buttitta (2006).....	8
Eric Yamamoto (1988).....	8
Peter Zaratin (1993).....	8

Misc. Records

Team/Season	
Wins.....	20... 1989, 91
Fewest Wins.....	3... 1967, 72
Winning Pct.....	.934... 1989
Lowest Winning Pct.....	.214... 1972
Losses.....	13... 1985
Ties.....	.6... 1986
Consecutive Wins.....	12... 1991
Consecutive Losses.....	5... 1981, 84
Unbeaten Streak.....	38... 1988-90
Overtime Games.....	10... 1996
Goals.....	78... 1989
Goals Per Game.....	3.4... 1968
Fewest Goals.....	19... 1967
Shutouts.....	14... 1989
Times Shut Out.....	9... 1984
Consecutive Shutouts.....	5... 1990
Consec. Games, Goal.....	30... 1988-90

Consec. Games Shut Out.....	5... 1984
Goals Allowed.....	52... 1979
Fewest Goals Allowed.....	10... 1988
Assists.....	90... 1989
Assists Allowed.....	21... 2005

Team / Game	
Goals.....	16 vs. St. Mary's... 1979
Assists.....	13 vs. Pacific... 1979
Goals Allowed.....	9 by CS Fullerton... 1972
Asst. Allowed.....	7 by CS Fullerton... 1972

Individual / Season	
Goals.....	19 by Scott Douglas... 1977
Assists.....	20 by Jeff Baicher... 1989
Points.....	40 by Paul Bravo... 1989
Shots.....	75 by Mike Lynch... 1994
Saves.....	132 by Todd Neel... 1985

GAA.....	0.47 by Eric Yamamoto... 1989
Shutouts.....	12 by Eric Yamamoto... 1987

Individual / Game

Goals.....	5 by Clive Barrett vs. St. Mary's, 1979
Assists.....	6 by Mark Abele vs. CSUS, 1980

Most Consecutive Winning Seasons

21, 1986-2006

Most Improved Won-Lost Record

1972, 3-11-2 / 1973, 14-4-3

Time Elapsed Between Goals

(same individual)
2:44, Paul Holocher vs. San Jose State (9/7/90)

Time Elapsed Between Goals (Team)

0:33, Craig Hampton (68:09) and Patrick Griffin (68:42)
vs. Cal State Sacramento (9/17/91)



Team Single-Season Bests

Goals Scored

1.....	78.....	1989
2.....	65.....	1991
3.....	65.....	1979
4.....	50.....	1999
5.....	48.....	1983

Assists

1.....	90.....	1989
2.....	74.....	1991
3.....	61.....	1979
4.....	59.....	1990
5.....	55.....	1988

Points

1.....	246.....	1989
2.....	204.....	1991
3.....	191.....	1979
4.....	153.....	1999
5.....	147.....	1990
.....	147.....	1988

Shots

1.....	455.....	1991
2.....	404.....	1987
3.....	400.....	1979
4.....	383.....	1989
5.....	369.....	1999
6.....	357.....	1994

Shutouts

1.....	14.....	1989
2.....	12.....	1987
.....	12.....	2005
3.....	11.....	1991
.....	11.....	1999
.....	11.....	2003
.....	11.....	2004
6.....	10.....	1988
.....	10.....	1990
.....	10.....	1998
.....	10.....	2000

Saves

1.....	152.....	1985
2.....	126.....	1983
3.....	115.....	1984
4.....	114.....	1979
5.....	109.....	2001

Goals Against Average

1.....	0.44.....	1989
2.....	0.49.....	1988
3.....	0.52.....	1987
4.....	0.59.....	1991
5.....	0.71.....	2003
6.....	0.72.....	1998

Top SCU Scoring Performances

Match	SCU-Opp.
10/24/79 at Saint Mary's.....	16-0
11/7/79 at Pacific.....	14-0
10/29/80 vs. CS Sacramento.....	13-0
10/11/91 vs. CS Los Angeles.....	11-0
10/5/78 vs. Saint Mary's.....	10-0
9/19/89 vs. San Jose St.....	10-0
1971 vs. College of Notre Dame.....	9-0
9/2/02 vs. Notre Dame de Namur.....	9-1
9/19/80 at CS Sonoma.....	8-0
10/15/89 vs. CS Stanislaus.....	8-0
1973 vs. Saint Mary's.....	7-0
10/8/75 at Pacific.....	7-1
1977 vs. CS Sacramento.....	7-0
1983 vs. Pacific.....	7-0
1983 at Saint Mary's.....	7-0
10/6/87 vs. Loyola Marymount.....	7-0

10/11/88 vs. Loyola Marymount.....	7-0
10/26/88 vs. CS Sacramento.....	7-1
9/29/89 at Loyola Marymount.....	7-0
10/6/89 vs. Florida International.....	7-0
10/12/93 vs. CS Sacramento.....	7-2
1967 vs. Menlo College.....	6-2
1968 at CS Hayward.....	6-3
1968 at Menlo College.....	6-2
1968 vs. Saint Mary's.....	6-0
1968 vs. Monterey NPGS.....	6-4
1972 vs. Menlo College.....	6-2
10/26/74 vs. Fresno State.....	6-0
1977 vs. CS Hayward.....	6-0
1977 vs. Pacific.....	6-1
9/16/80 vs. Saint Mary's.....	6-1
11/4/80 vs. Pacific.....	6-0
9/15/81 vs. Westmont College.....	6-3
11/9/81 vs. Saint Mary's.....	6-0
9/5/87 vs. CS Sonoma.....	6-0
9/12/87 at San Francisco St.....	6-0
10/21/90 vs. Loyola Marymount.....	6-0
9/1/99 vs. Coll. of Notre Dame.....	6-0
9/17/94 vs. CS Hayward.....	6-1
10/19/00 vs. Coll. of Notre Dame.....	6-1
9/20/03 vs. George Washington.....	6-0

Yearly Leaders

Goals

1978	Miguel Avila.....	13
1979	Clive Barrett.....	13
1980	Dev Rendler, Dave Benton.....	9
1981	Mark Hunter.....	9
1983	Richard Smith.....	12
1984	Richard Manning.....	6
1986	Dave Palic, Richard Manning.....	6
1987	Paul Holocher.....	7
1988	S. Robertson, T. Angelos.....	6
1989	Paul Bravo.....	16
1990	Paul Bravo.....	10
1991	Matt Arya.....	9
1992	Derick Brownell.....	8
1993	Grant Schick, Peter Cochran.....	9
1994	Jeremy Buettner, Mike Lynch.....	11
1995	Mike Lynch.....	7
1996	Joe Cullan.....	5
1997	Derrick Harris.....	6
1998	Ari Rodopoulos.....	11
1999	Anthony Chimienti.....	9
2000	Anthony Chimienti.....	6
2001	Anthony Chimienti.....	6
2002	Jamil Walker.....	14
2003	Will Weatherly.....	7
2004	Keith DeVey.....	5
2005	Keith DeVey.....	6
2006	Keith DeVey.....	6
	Peter Lowry.....	6

Assists

1978	Tony Maggio.....	13
1979	Clive Barrett.....	11
1980	Mark Abele.....	17
1981	Tony Vertongen, Tim Fritz.....	4
1983	Richard Smith.....	10
1984	Richard Manning.....	6
1986	Dave Palic, Richard Manning.....	12
1987	Dave Palic.....	9
1988	three with.....	7
1989	Jeff Baicher.....	20
1990	Jeff Baicher.....	17
1991	Alberto Cruz.....	9
1992	Mike Lynch.....	7
1993	Mike Lynch.....	12
1994	Jeremy Buettner.....	10

1995	three with.....	6
1996	three with.....	4
1997	Derrick Harris.....	6
1998	Shawn Percell.....	5
1999	Sean-Michael Callahan.....	8
	Eric Denton.....	8
2000	Anthony Chimienti.....	4
2001	Kellen Gilmore.....	4
2002	Jamil Walker, Devin Skrade.....	4
2003	Kirk Fonseca.....	5
2004	Medhi Ballouchy.....	9
2005	Medhi Ballouchy.....	7
	Kelechi Igwe.....	7
2006	Brian Martin.....	5
	Jide Ogunbiyi.....	5

Points

1978	Tony Maggio.....	33
1979	Clive Barrett.....	37
1980	Mark Abele.....	31
1981	Mark Hunter.....	21
1983	Richard Smith.....	34
1984	Richard Manning.....	18
1986	Dave Palic.....	24
1987	Paul Holocher.....	17
1988	Steve Robertson.....	19
1989	Paul Bravo.....	40
1990	Paul Holocher.....	30
1991	Alberto Cruz.....	25
1992	Derick Brownell.....	16
1993	Grant Schick.....	24
1994	Jeremy Buettner.....	32
1995	Mike Lynch.....	20
1996	Joe Cullan.....	12
1997	Derrick Harris.....	18
1998	Ari Rodopoulos.....	24
1999	Anthony Chimienti.....	23
2000	Anthony Chimienti.....	16
2001	Anthony Chimienti.....	13
2002	Jamil Walker.....	32
2003	Will Weatherly.....	17
2004	Medhi Ballouchy.....	15
2005	Keith DeVey.....	16
2006	Keith DeVey.....	14
	Peter Lowry.....	14

Goals-Against Average

1978	Greg Reynolds.....	1.48
1979	Greg Reynolds.....	0.88
1980	Chris Sigler.....	1.38
1981	Chris Sigler.....	1.22
1983	Eric Koch.....	1.60
1984	Eric Koch.....	1.57
1986	Eric Yamamoto.....	1.01
1987	Eric Yamamoto.....	0.54
1988	Eric Yamamoto.....	0.56
1989	Eric Yamamoto.....	0.47
1990	Kevin Rueda.....	0.59
1991	Kevin Rueda.....	0.64
1992	Peter Zaratini.....	1.17
1993	Peter Zaratini.....	0.95
1994	Peter Zaratini.....	0.89
1995	Joe Cannon.....	0.70
1996	Joe Cannon.....	0.63
1997	Joe Cannon.....	1.48
1998	David Alexander.....	0.72
1999	Rusty Johnson.....	0.73
2000	Rusty Johnson.....	0.39
2001	Steve Cronin.....	0.79
2002	Kent Harkness.....	0.97
2003	Steve Cronin.....	0.60
2004	Kent Harkness.....	0.76
2005	Kevin Sweeney.....	0.65
2006	Joseph Buttitta.....	0.89



Santa Clara Hat Tricks

Goals	Player	Opponent	Date
3	Tommy Angelos	Loyola Marymount	10/11/88
3	Alberto Cruz	Cal State Stanislaus	10/15/89
3	Brandon Schmidt	Loyola Marymount	10/21/90
3	Trevor Kelly	Cal State Los Angeles	10/11/91
3	Jamil Walker	Notre Dame de Namur	9/2/02
3	Jamil Walker	Saint Mary's	11/2/02



Tommy Angelos



Alberto Cruz



Trevor Kelly



Jamil Walker



Jeff Baicher



Grant Schick



Joe Cannon

Individual Records

Consecutive Games With a Goal

Matches	Player	Season
5	Jeff Baicher	1989
5	Paul Bravo	1989
5	Jeremy Buettner	1994
5	Anthony Chimienti	2001

Consecutive Games With a Point

Matches	Player	Season
9	Grant Schick	1993
8	Mike Lynch	1994
6	Paul Bravo	1989
5	Jeff Baicher	1989
5	Jeremy Buettner	1994
5	Anthony Chimienti	2001

Career Multi-Goal Games

Matches	Player	Season
7	Paul Holocher	1987-90
6	Paul Bravo	1989-90
6	Jamil Walker	2000-02
5	Mike Lynch	1992-95
4	Peter Cochran	1991-93
4	Ari Rodopoulos	1997-99
3	Jeff Baicher	1989-90
3	Jeremy Buettner	1994-96
3	Grant Schick	1990-93
3	Ari Rodopoulos	1997-98

Consecutive Shutout Minutes

Minutes	Player	Season
526:14	Rusty Johnson	1999
518:00	Joe Cannon	1995
479:30	Kevin Sweeney	2005
466:00	Joe Cannon	1994
442:00	Eric Yamamoto	1989

Games Played

GP	Player	Season
83	Jeff Stewart	1998-01
82	Keith Burden	1998-01
82	Alberto Cruz	1989-93
82	Erik Ustruck	2003-06
81	Keith DeVey	2003-06
80	Bruce Broughton	1988-91
80	Brett Davis	1997-00
80	Robert Gallo	1986-89
80	Kelechi Igwe	2002-05

25 Goals - 25 Assists Club

Name	Goals	Assists	Points
Paul Holocher (1987-90)	29	32	90
Mike Lynch (1992-95)	26	33	85



Santa Clara in the National Polls

NSCAA/ISAA Poll

Year	Highest	Final
1988	8th	20th
1989	1st	1st
1990	1st	7th
1991	1st	6th
1992	7th	nr
1993	7th	9th
1994	15th	nr
1995	7th	7th
1996	5th	nr
1997	23rd	nr
1998	5th	5th
1999	1st	2nd
2000	2nd	nr
2003	4th	4th
2004	4th	nr
2005	4th	20th
2006	5th	5th

Soccer America Poll*

Year	Highest	Final
1988	6th	12th
1989	1st	1st
1990	1st	6th
1991	1st	2nd
1992	11th	nr
1993	8th	12th
1994	16th	nr
1995	9th	9th
1996	8th	nr
1998	13th	nr
1999	1st	2nd
2000	2nd	nr
2003	4th	4th
2004	2nd	20th
2005	5th	11th
2006	8th	8th

*does not include postseason

College Soccer News Poll

Year	Highest	Final
1995	10th	12th
1996	6th	nr
1998	8th	8th
1999	1st	2nd
2000	2nd	nr
2003	4th	4th
2004	3rd	18th
2005	4th	22nd
2006	11th	14th

Quickest Goals

Player	Opponent	Date	Time Elapsed	Result
Alberto Cruz	CS Sacramento	Sept. 17, 1991	0:29	SCU 5-0
Eric Denton	Portland	Nov. 1, 1997	0:44	SCU 2-1
Adam Eyre	Notre Dame (CA)	Sept. 1, 1998	0:50	SCU 4-1
Ari Rodopoulos	UNC Greensboro	Nov. 28, 1998	1:12	SCU 4-1
Peter Cochran	CS Northridge	Oct. 20, 1991	1:35	SCU 4-1



Bronco Streaks

All-Time Winning Streaks

Matches	Season	Began/Ended
12	1991	3-0 victory vs. Adelphi in the Shearson Soccer Classic in Burlington, VT on Sept. 7 - 3-0 loss at USF on Oct. 15.
11	1999	6-0 victory vs. College of Notre Dame on Sept. 1 - 2-1 overtime loss to San Diego on Oct. 15.
9	1988	5-1 win vs. Saint Mary's on Nov. 3 - 1-1 tie with UCLA on Oct. 1, 1989.
8	1991	4-1 victory vs. Cal State Northridge on Oct. 21 - 0-0 tie vs. Virginia in the NCAA Championship game on Dec. 8.
8	1995	3-1 win vs. San Jose State on Oct. 24 - 2-1 loss to Portland in an NCAA Quarterfinal match on Dec. 2.
7	1989	1-0 victory vs. Washington on Oct. 26 - 1-1 tie with Virginia in the NCAA Championship game on Dec. 3.
7	1993	2-0 victory at Loyola Marymount on Sept. 12 - 1-1 tie with Portland on Oct. 9.
7	2004	3-0 win vs. Massachusetts on Sept. 2 - 1-0 loss to California on Sept. 26.

All-Time Unbeaten Streaks

Matches	Season	Began/Ended
38	1988	1-1 tie at Washington on Oct. 17 - 1-0 loss at Portland on Sept. 30, 1990. Streak (30-0-8).
15	1993	1-1 tie at the College of Charleston on Sept. 7 - 2-1 loss at USF on Nov. 4. Streak (13-0-2).
14	1987	2-0 victory vs. UC Santa Barbara on Oct. 29 - 1-0 loss to USF in the SCU Met Life Classic on Oct. 5, 1988. Streak (10-0-4).
12	1991	3-0 victory vs. Adelphi in the Shearson Soccer Classic in Burlington, VT on Sept. 7 - 3-0 loss at USF on Oct. 15. Streak (12-0-0).
12	1991	1-1 tie with Stanford on Oct. 18 - 3-0 loss at Stanford on Sept. 15, 1992. Streak (10-0-2).

Consecutive Home Victories

Matches	Season	Began/Ended
14	1990	3-0 victory vs. Wisconsin-Green Bay on Oct. 13 - 1-1 tie with Stanford on Oct. 18, 1991.
14	1998	1-0 victory vs. Maryland on Oct. 3 - 2-1 overtime loss to San Diego on Oct. 15, 1999. (Streak 14-0-0)
13	1988	7-0 win vs. Loyola Marymount on Oct. 11 - 1-1 tie with Portland on Oct. 22, 1989.
8	2004	1-0 win vs. Loyola Marymount on Nov. 12 - 1-1 tie with San Diego on Nov. 4, 2005.
7	1987	2-0 victory vs. UC Santa Barbara on Oct. 29 - 1-1 tie with Cal State Hayward on Sept. 28.
6	1981	4-0 win vs. San Diego on Sept. 10 - 1-0 loss to Cal on Nov. 4.
6	1989	Began with a 1-0 victory vs. Washington on Oct. 26; ended with a 1-1 draw with UCLA on Sept. 19, 1990.
6	1991	Began with a 4-1 win vs. Cal State Northridge on Oct. 20; ended with a 2-1 overtime loss to Michigan State on Oct. 2, 1992.

Road Unbeaten Streaks

Matches	Season	Began/Ended
17	1988	Began with a 1-1 draw at Washington on Oct. 17; ended with a 1-0 loss at Portland on Sept. 30, 1990. Streak (13-0-4)

Home Unbeaten Streaks

Matches	Season	Began/Ended
43	1988	7-0 victory vs. LMU on Oct. 11 - 2-1 overtime loss to Michigan State in the SCU Met Life Classic on Oct. 2, 1992. Streak (39-0-4).
15	2002	5-1 victory vs. San Diego State on Oct. 10 - 1-0 loss to California on Sept. 26
14	1998	1-0 victory vs. Maryland on Oct. 3 - 2-1 overtime loss to San Diego on Oct. 15, 1999. Streak (14-0-0).
10	1993	3-0 win vs. California on Sept. 18 - 2-1 overtime loss to USF in an NCAA First Round on Nov. 13. Streak (9-0-1).
9	2004	1-0 win vs. LMU on Nov. 12, 2004 - loss to LMU on Nov. 6, 2005. Streak (8-0-1).
8	1987	2-0 victory vs. UC Santa Barbara on Oct. 29 - 1-0 loss to USF in the SCU Met Life Classic on Oct. 5, 1988. Streak (7-0-1).
7	1978	4-1 win vs. Portland on Sept. 19 - 2-1 loss to USF on Nov. 5. Streak (6-0-1).

Consecutive Conference Victories

Matches	Season	Began/Ended
8	2002	4-1 victory at St. Mary's on Nov. 2 - 3-0 loss at Loyola Marymount on Nov. 15, 2003
6	1990	2-0 overtime victory vs. at San Diego on Oct. 26 - 3-0 loss at USF on Oct. 15, 1991.
6	1993	1-0 win at Saint Mary's on Nov. 7 - 0-0 tie with USF on Nov. 3, 1992.
5	1991	2-1 overtime victory vs. Portland on Nov. 1 - 5-2 loss at Portland on Nov. 1, 1992.
5	1995	1-0 win vs. Portland on Oct. 27 - 3-0 loss at Gonzaga on Oct. 18, 1996.
5	1996	2-1 overtime victory at Portland on Oct. 20 - 2-0 loss at Loyola Marymount on Oct. 19, 1997.
5	2006	2-1 overtime win at Saint Mary's on Oct. 15 - 2-1 overtime loss to Gonzaga on Nov. 5.

Consecutive Shutouts

Matches	Season	Began/Ended
6	1999	6-0 victory vs. College of Notre Dame on Sept. 1 - 4-1 victory vs. San Diego State on Sept. 23.
5	1989	2-0 victory at Cal State Fullerton on Oct. 3 - 1-1 tie with Portland on Oct. 22.
5	1990	4-0 victory vs. Wis.-Green Bay in the SCU Met Life Classic on Oct. 13 - 1-0 loss at San Diego State on Oct. 28.
5	2005	3-0 win vs. Portland on Oct. 14 - 1-1 tie against San Diego on Nov. 4.
4	1976	3-0 win at Stanford on Nov. 10 - 1-0 loss to US International during the 1977 season.
4	1979	2-0 victory vs. California on Oct. 14 - 1-0 loss to Stanford on Oct. 28.
4	1987	0-0 draw at USF on Sept. 30 - 3-2 victory vs. Washington on Oct. 13.
4	1989	1-0 victory vs. Washington on Oct. 26 - 2-1 win vs. Fresno State in an NCAA First Round match on Nov. 18.
4	1991	2-0 win vs. Indiana in an NCAA Tournament Semifinal match on Dec. 6 - 3-0 loss at Stanford on Sept. 15, 1992.
4	1995	1-0 victory vs. Portland on Oct. 27 - 2-1 win at Cal Poly on Nov. 11.
4	2003	1-0 win vs. Holy Cross in the LMU Tournament on Sep 12 - 2-1 loss at San Jose State on Sep. 23.
4	2004	1-0 win at St. Mary's on Oct. 1 - 2-0 loss at San Diego on Oct. 15.



Santa Clara Postseason Records

Goals

1. Shawn Percell (1996-99).....	5
2. Cameron Rast (1988-91).....	4
Kyle Smith (1997-99).....	4
4. Paul Bravo (1989-90).....	3
5. Derrick Harris (1994-97).....	3

Assists

1. Jeff Baicher (1989-90).....	4
Sean-Michael Callahan (1996-99).....	4
3. Matt Rast (1988-91).....	3
Chris Stiles (1989-92).....	3

Points

1. Shawn Percell (1996-99).....	12
2. Cameron Rast (1988-91).....	9
3. Jeff Baicher (1989-90).....	8
Kyle Smith (1997-99).....	8
5. Matt Rast (1988-91).....	7
6. Paul Bravo (1989-90).....	6
Derrick Harris (1994-97).....	6
Sean-Michael Callahan (1996-99).....	6

Saves

1. Rusty Johnson (1998-99).....	19
2. Joe Cannon (1995-97).....	17
David Alexander (1995-98).....	17
4. Kevin Rueda (1988-91).....	16
5. Eric Yamamoto (1986-89).....	15

Shutouts

1. Kevin Rueda (1988-91).....	3
2. Joe Cannon (1995-97).....	2
3. David Alexander (1995-98).....	1
Joseph Buttitta (2005-06).....	1
Kent Harkness (2002-04).....	1
Eric Yamamoto (1986-89).....	1

Goals Against Average

1. Kevin Sweeney (2005).....	0.00
2. Kevin Rueda (1988-91).....	0.66
3. David Alexander (2002-04).....	0.93
4. Eric Yamamoto (1986-99).....	1.00
5. Rusty Johnson (1998-01).....	1.26
6. David Alexander (1995-98).....	1.50
Peter Zaratin (1991-94).....	1.50

Single Postseason

Goals: 4, Shawn Percell (1999)
Assists: 4, Jeff Baicher (1989)
Total Points: 9, Shawn Percell (1999)
Saves: 19, Rusty Johnson (1999)
Shots Faced: 55, Rusty Johnson (1999)
Shutouts: 3, Kevin Rueda (1991)
GAA: 0.00, Kevin Sweeney (2005)

Single Game

Goals: 2, Kyle Smith at Stanford, 11/19/99; Shawn Percell at Duke, 11/29/99; Michael Goehring at UAB, 12/5/99; Shawn Percell vs. Connecticut, 12/10/99; Kelechi Igwe vs. Michigan, 12/6/2003
Most Saves: 9, Rusty Johnson at Stanford, 11/19/99
Fewest Saves: 0, Kevin Rueda vs. Fresno State, 11/23/91
Most Shots Faced: 23, Joe Cannon at Washington, 11/23/96
Fewest Shots Faced: 4, Kevin Rueda vs. Fresno State, 11/23/91; Rusty Johnson vs. Connecticut, 12/10/99
Most Goals Allowed: 4, David Alexander vs. Indiana, 12/11/98
Fewest Goals Allowed: 0, eight times, last by Kevin Sweeney vs. CAL (2005)
Quickest Goal: 1:12, Ari Rodopolous vs. UNC Greensboro, 11/28/98
Time Elapsed Between Goals (team): :49, at Duke, 11/29/99 (Sean-Michael Callahan 24:41 and Shawn Percell 25:40)
Time Elapsed Between Goals (individual): 23:26, Michael Goehring at UAB, 12/5/99 (78:56 and 102:22)

NCAA Tournament Quick Facts

Appearances 17
(1973, 1978, 1979, 1989, 1990, 1991, 1993, 1995, 1996, 1997, 1998, 1999, 2001, 2003, 2004, 2005, 2006)
National Semifinal Appearances 5
(1989, 1991, 1998, 1999, 2003)
National Championship Appearances 3
(1989, 1991, 1999)
National Championships 1
(1989)
Overall Record 22-14-6
Home 11-2-1
Away 6-9-3
Neutral 5-3-2
Overtime Record 8-4-6
Goals For 69
Goals Against 59
Series Records
vs. California 1-1-1
vs. Coastal Carolina 1-0-0
vs. Connecticut 1-0-0
vs. Duke 1-0-0
vs. Fresno State 2-1-0
vs. Indiana 2-3-1
vs. Loyola Marymount 1-0-0
vs. Michigan 1-0-0
vs. UNC Greensboro 1-0-0
vs. Ohio State 1-0-0
vs. Portland 0-1-0
vs. St. John's 1-0-0
vs. San Diego 1-0-0
vs. San Francisco 0-4-0
vs. SMU 1-0-0
vs. Stanford 1-1-1
vs. UAB 1-0-0
vs. UCLA 3-1-0
vs. Virginia 0-0-2
vs. Wake Forest 0-1-0
vs. Washington 2-1-0

Yearly NCAA Tournament Results

1973
First Round, San Francisco, Calif.
San Francisco 5, Santa Clara 0

1978
West Regional, San Francisco, Calif.
Santa Clara 2, Washington 0
San Francisco 3, Santa Clara 2

1979
West Regional, San Francisco, Calif.
San Francisco 3, Santa Clara 2

1989
Second Round, Santa Clara, Calif.
Santa Clara 2, Fresno State 1
Regional Final, Santa Clara, Calif.
Santa Clara 2, UCLA 0
NCAA Semifinal, Piscataway, N.J.
Santa Clara 4, Indiana 2
NCAA Championship, Piscataway, N.J.
Santa Clara 1, Virginia 1 (ot)

1990
First Round, Fresno, Calif.
Fresno State 3, Santa Clara 2 (ot)

1991
First Round, Santa Clara, Calif.
Santa Clara 2, Stanford 1

(sudden death ot)

Second Round, Santa Clara, Calif.
Santa Clara 3, Fresno State 0
Regional Final, Los Angeles, Calif.
Santa Clara 2, UCLA 1
NCAA Semifinal, Tampa, Fla.
Santa Clara 2, Indiana 0
NCAA Championship, Tampa, Fla.
Santa Clara 0, Virginia 0 (1-3 pks)

1993
First Round, Santa Clara, Calif.
San Francisco 2, Santa Clara 1 (ot)

1995
First Round, Santa Clara, Calif.
Santa Clara 4, San Diego 1 (ot)
Second Round, Los Angeles, Calif.
Santa Clara 2, UCLA 1
Regional Final, Santa Clara, Calif.
Portland 2, Santa Clara 1

1996
First Round, Bothell, Wash.
Washington 2, Santa Clara 1
(sudden death ot)

1997
First Round, Los Angeles, Calif.
UCLA 3, Santa Clara 0

1998
First Round, Santa Clara, Calif.
Santa Clara 1, SMU 0
Second Round, Santa Clara, Calif.
Santa Clara 4, UNC Greensboro 1
Regional Final, Ithaca, N.Y.
Santa Clara 2, St. John's 1
NCAA Semifinal, Richmond, Va.
Indiana 4, Santa Clara 0

1999
First Round, Stanford, Calif.
Santa Clara 2, Stanford 2 (6-5 pks)
Second Round, Durham, N.C.
Santa Clara 4, Duke 2
Regional Final, Birmingham, Ala.
Santa Clara 3, UAB 2 (ot)
NCAA Semifinal, Charlotte, N.C.
Santa Clara 2, Connecticut 1 (4ot)
NCAA Final, Charlotte, N.C.
Indiana 1, Santa Clara 0

2001
First Round, Stanford, Calif.
Santa Clara 1, California 0 (3ot)
Second Round, Stanford, Calif.
Stanford 3, Santa Clara 1

2003
First Round, Santa Clara, Calif.
Santa Clara 1, SMU 1 (4-1 pks)
Second Round, Los Angeles, Calif.
Santa Clara 1, LMU 0 (ot)
Third Round, Santa Clara, Calif.
Santa Clara 3, Coastal Carolina 2 (ot)
Regional Final, Santa Clara, Calif.
Santa Clara 3, Michigan 1
NCAA Semifinal, Columbus, Ohio
Indiana 1, Santa Clara 0 (2ot)

2004
First Round, Berkeley, Calif.
California 2, Santa Clara 1 (ot)

2005
First Round, Santa Clara, Calif.
Santa Clara 1, Ohio State 0
Second Round, Berkeley, Calif.
California 0, Santa Clara 0 (4-5 pks)


2006
Second Round, Santa Clara, Calif.
Santa Clara 3, Washington 2 (ot)
Third Round, Bloomington, Ind.
Santa Clara 0, Indiana 0 (5-4 pks)
Regional Final, Winston Salem, N.C.
Wake Forest 3, Santa Clara 1



Broncos In The Pros



Jeff Baicher



Paul Bravo



Jamil Walker



Ryan Cochran

Broncos In The Pros*

Player	Team (League)
Jason Annicchero	San Jose Clash (MLS)
Chris Afarian	San Jose Grizzlies (CISL)
Jeff Alcalá	Sacramento Knights (CISL)
David Alexander	San Jose Earthquakes (MLS)
Miguel Avila	San Jose Earthquakes (NASL), Carolina (ASL)
Jeff Baicher	San Francisco Bay Blackhawks (APSL), San Jose Grizzlies (CISL), San Jose Clash (MLS), New England Revolution (MLS)
Mehdi Ballouchy	Real Salt Lake, Colorado Rapids (MLS)
Mike Benton	San Jose Earthquakes (NASL)
Paul Bravo	San Francisco Bay Blackhawks (APSL), San Jose Clash (MLS), Colorado Rapids (MLS)
Bruce Broughton	San Jose Grizzlies (CISL)
Derick Brownell	San Jose Clash (MLS)
Ballan Campeau	Seattle Sounders (NASL)
Joe Cannon	San Jose Earthquakes (MLS), Colorado Rapids (MLS)
Peter Cochran	San Jose Grizzlies (CISL)
Ryan Cochran	San Jose Earthquakes (MLS)
Steve Cronin	San Jose Earthquakes (MLS), Los Angeles Galaxy (MLS)
Alberto Cruz	San Jose Grizzlies (CISL)
Ric Davis	New York Cosmos (NASL), St. Louis Steamers (MISL)
Eric Denton	D.C. United (MLS), Columbus Crew (MLS), Colorado Rapids (MLS)
Scott Douglas	San Jose Earthquakes (NASL)
Adam Eyre	New England Revolution (MLS)
Tom Fleischli	San Jose Earthquakes (NASL)
Robert Gallo	San Francisco Bay Blackhawks (APSL)
Hector Guzman	Houston Dynamo (MLS)
Craig Hampton	San Jose Grizzlies (CISL)
Paul Holocher	San Francisco Bay Blackhawks (APSL), San Jose Clash (MLS), Chicago Fire (MLS)
Mike Hunter	San Jose Earthquakes (NASL), San Diego Sockers (MISL)
Amaechi Igwe	New England Revolution (MLS)
Trevor Kelly	San Jose Grizzlies (CISL)
Eric Koch	Los Angeles Lazers (MISL)
Dan Madsen	San Jose Grizzlies (CISL)
Alberto Montoya	San Jose Clash (MLS)
John Nicholson	San Jose Earthquakes (WSA)
David Palic	San Jose Earthquakes (WSA), San Francisco Bay Blackhawks (APSL)
Dev Rendler	San Jose Earthquakes (WSA)
Steve Robertson	Santa Barbara (APSL)
Kevin Rueda	San Jose Clash (MLS), Los Angeles Galaxy (MLS)
Grant Schick	San Jose Grizzlies (CISL)
Chris Sigler	San Jose Earthquakes (NASL)
Jeff Stewart	Colorado Rapids (MLS)
Gordon Smith	Phoenix Pride (MISL)
Matt Upton	San Jose Earthquakes (MLS)
Erik Ustruck	Houston Dynamo (MLS)

Will Weatherly	San Jose Earthquakes (MLS)
Terry Weekes	San Jose Earthquakes (NASL)
Eric Yamamoto	San Francisco Bay Blackhawks (APSL)
Jamil Walker	San Jose Earthquakes (MLS), DC United (MLS)

*Includes players that have either played in a pro game, been drafted or spent time in training camp

U.S. Senior National Team Players


Player	Years	Caps	Goals
Jeff Baicher	1990-91	3	0
Paul Bravo	1994, 1998-99	6	2
Bruce Broughton	1991	1	0
Alberto Cruz	1991	1	0
Rick Davis	1977-88	49	12
Paul Holocher	1996	1	0
Joe Cannon	2003, 2005	2	0

Olympians

Peter Cochran	1992
Cameron Rast	1992

Youth National Team Players

Jalil Anibaba	2006-07
Jeff Cosgriff	2005
Ric Davis	1976
Scott Douglas	1976
Tommy Angelos	1987-88
Peter Cochran	1988-92
Ryan Cochran	2001-02
Steve Cronin	2001-02
Eric Denton	1999
Craig Hampton	1988-90
Amaechi Igwe	2005-2006
Trevor Kelly	1988-91
Kevin Klasila	2007
Peter Lowry	2007
Mike Lynch	1991-92
Brian Martin	2005
Stephen McCarthy	2006-07
Albertin Montoya	1992-94
Cameron Rast	1987-92
Matt Rast	1988-90
Jamil Roberts	2005
Peter Strojnik	1994
Erik Ustruck	2003



Freshman Jalil Anibaba has played for the U-18s and U-20s.



Honors & Awards

BRONCOS ALL-AMERICANS



Dave Palic



Cameron Rast



Paul Holochoer



Matt Rast



Peter Cochran



Mike Lynch



Joe Cannon



Jason Annicchero

All-America Selections

- 1988 Dave Palic (1st team)
- 1989 Cameron Rast (1st team)
- 1990 Paul Holochoer (1st team)
- 1991 Cameron Rast (1st team)
- Matt Rast (3rd team)
- 1992 Peter Cochran (2nd team)
- 1994 Mike Lynch (3rd team)
- 1995 Joe Cannon (3rd team)
- 1996 Jason Annicchero (2nd team)
- 1998 Eric Denton (3rd team)
- 1999 Eric Denton (1st Team)
- Adam Eyre (3rd Team)
- 2001 Ryan Cochrane (Freshman)
- 2002 Ryan Cochrane (Honorable Mention)
- 2003 Ryan Cochrane (2nd Team)
- 2004 Mehdi Ballouchy (2nd Team)
- 2005 Mehdi Ballouchy (1st Team)

Academic All-America Selections

- 1971 Jack Zwissig
- 1987 Eric Yamamoto
- 1988 Eric Yamamoto
- 1989 Eric Yamamoto
- 2004 Will Weatherly

ISAA National Coach of the Year

- 1989 Steve Sampson
- 1991 Mitch Murray

All-West Coast Conference

- 1988 *First team:* Dave Palic, Cameron Rast; *Second team:* Steve Robertson, Eric Yamamoto
- 1989 *First team:* Jeff Baicher, Cameron Rast, Paul Bravo, Paul Holochoer; *Honorable Mention:* Robert Gallo, Matt Rast, Eric Yamamoto
- 1990 *First team:* Paul Holochoer, Paul Bravo, Jeff Baicher, Matt Rast; *Honorable Mention:* Brandon Schmidt
- 1991 *First team:* Cameron Rast, Matt Rast; *Second team:* Matt Arya, Peter Cochran, Alberto Cruz, Craig Hampton, Kevin Rueda, Brandon Schmidt
- 1992 *First team:* Peter Cochran, Craig Hampton; *Second team:* Derick Brownell, Mike Lynch, Grant Schick
- 1993 *First team:* Peter Cochran, Alberto Cruz, Mike Lynch; *Second team:* Craig Hampton, Grant Schick; *Honorable Mention:* Peter Zaratina, Jason Annicchero
- 1994 *First team:* Chris Afarian, Jeremy Buettner, Mike Lynch; *Second team:* Derick Brownell, Peter Zaratina; *Honorable Mention:* Eric Fambrough, Rodney Dumlaio
- 1995 *First team:* Joe Cannon, Jason Annicchero, Eric Fambrough, Mike Lynch; *Second team:* Derick Brownell; *Honorable Mention:* Derrick Harris, Randy Allen, Jeff Vargas
- 1996 *First team:* Jason Annicchero, Joe Cannon, Alberto Montoya; *Honorable Mention:* Adam Eyre, Randy Allen, Jeff Prentice, Mike Thomas
- 1997 *First team:* Joe Cannon, Derrick Harris; *Second team:* Randy Allen, Adam Eyre; *Honorable Mention:* Sean-Michael Callahan, Brett Davis, Eric Denton, Jeff Prentice, Josh Temkin
- 1998 *First team:* David Alexander, Adam Eyre, Ari Rodopoulos; *Second team:* Brett Davis, Eric Denton; *Honorable Mention:* Keith Burden, Michael Goehring, Kyle Smith



Eric Denton



Adam Eyre



Ryan Cochrane



Mehdi Ballouchy

- 1999 *First Team:* Eric Denton, Adam Eyre, Rusty Johnson; *Second Team:* Jeff Stewart; *Honorable Mention:* Sean-Michael Callahan, Anthony Chimienti, Shawn Percell, Kyle Smith
 - 2000 *First Team:* Jeff Stewart; *Second Team:* Anthony Chimienti, Ryan Cochrane; *Honorable Mention:* Rusty Johnson; *Honorable Mention:* Joe Ascolese
 - 2001 *First Team:* Jeff Stewart; *Second Team:* Anthony Chimienti, Ryan Cochrane; *Honorable Mention:* Keith Burden, Steve Cronin, Rusty Johnson, Jamil Walker
 - 2002 *First Team:* Ryan Cochrane, Jamil Walker; *Second Team:* Audren Cashman; *Honorable Mention:* Jason Cunliffe, Kellen Gilmore, Jeff Scott
 - 2003 *First Team:* Ryan Cochrane, Steve Cronin, Will Weatherly; *Second Team:* Erik Ustruck; *Honorable Mention:* Kelechi Igwe
 - 2004 *First Team:* Mehdi Ballouchy, Will Weatherly; *Second Team:* Jason Pan; *Honorable Mention:* Keith DeVey, Hector Guzman, Peter Lowry, Ryan Purtell
 - 2005 *First Team:* Mehdi Ballouchy, Hector Guzman; *Second Team:* Kelechi Igwe, Peter Lowry; *Honorable Mention:* Keith DeVey, Jide Ogunbiyi, Jeff Scott, Kevin Sweeney
 - 2006 *First Team:* Keith DeVey; *Second Team:* Peter Lowry, Erik Ustruck; *Honorable Mention:* Joseph Buttitta, Matt Hatzke, Amaechi Igwe, Brian Martin, Stephen McCarthy, Jide Ogunbiyi, Jamil Roberts
- Far West Region Coach of the Year**
- 1983 Ralph Perez
 - 1989 Steve Sampson
 - 1991 Mitch Murray
 - 1995 Mitch Murray
- Umbro/NSCAA Select**
- 1996 Jason Annicchero, Alberto Montoya
- Senior Bowl**
- 1980 Mark Abele
 - 1982 Tim Fritz
 - 1983 Richard Smith
 - 1984 Eric Koch
 - 2001 Jeff Stewart
- All-Pacific Soccer Conference**
- 1968 Frank Williams, Tony Tebbutt, Jim Falletti
 - 1969 A.J. Hart, Tony Tebbutt, Carlos Araujo
 - 1970 Jack Zwissig, Tony Tebbutt, A.J. Hart
 - 1971 Tony Tebbutt, Paul Porter
 - 1972 Ballan Campeau, Santoro Salerno, Mike Mastrocolla
 - 1973 Ballan Campeau, Santoro Salerno, Gary Mattevi, Mike Mastrocolla
 - 1974 Tom Fleischli, Santoro Salerno, Mike Salerno
 - 1975 Tom Fleischli, Terry Weeks, Mike McCloskey, Bart Sullivan, Joseph Barbosa
 - 1976 Mike McCloskey, Joseph Barbosa, John Stiegeler, Greg Reynolds, Ricky Davis
 - 1977 Scott Douglas, Tim McElroy
 - 1978 Joseph Barbosa, Mike Hunter, Miguel Avila, Tony Maggio
 - 1979 Miguel Avila, Mike Hunter, Greg Reynolds, Clive Barrett, Dev Rendler, Tim McElroy
 - 1984 Richard Smith, Mark Hunter, John Shikashio, Brian Kelly, Gordon Smith, Scott Jackson, Eric Koch
 - 1986 David Palic, Richard Manning, Eric Yamamoto, John Nicholson, Robert Gallo
- WCC Player of the Year**
- 1989 Jeff Baicher, Offensive MVP
 - Cameron Rast, Defensive MVP
 - 1990 Paul Holochoer, Offensive MVP
 - 1991 Cameron Rast, Defensive MVP
 - 1992 Peter Cochran, Defensive MVP
 - 1995 Joe Cannon, Defensive MVP
 - 1998 David Alexander, Defensive MVP
 - 1999 Adam Eyre, Defender of the Year
 - 2000 Jeff Stewart, Defender of the Year
 - 2001 Jeff Stewart, MVP and Co-Defender of the Year
 - 2005 Mehdi Ballouchy, Player of the Year
- WCC Freshman of the Year**
- 1996 Adam Eyre
 - 2006 Stephen McCarthy
- WCC Coach of the Year**
- 1989 Steve Sampson
 - 1991 Mitch Murray
 - 2001 Mitch Murray
 - 2003 Cameron Rast
 - 2006 Cameron Rast
- WCC All-Academic**
- 1990 Brandon Schmidt



Year-By-Year Results

Year	Coach	Overall				Conference				League	Place
		W	L	T	Pct.	W	L	T	Pct.		
1967	Sal Taormina	2	4	2	.375						
1968	Sal Taormina	6	4	0	.600	1	4	0	.200	WCISC	
1969	Sal Taormina	5	7	2	.429	2	4	0	.333	WCISC	
1970	Sal Taormina	4	4	2	.500	1	3	2	.333	WCISC	
1971	Sal Taormina	5	7	0	.417	1	5	0	.167	WCISC	
Totals	Sal Taormina	22	26	6	.463	5	16	2	.261		
1972	Dave Chaplik	3	11	2	.250	0	4	1	.100	WCISC	
1973	Dave Chaplik	14	4	3	.738	3	1	1	.700	WCISC	
1974	Dave Chaplik	10	7	3	.575	1	3	1	.300	WCISC	
1975	Dave Chaplik	10	6	4	.600	2	3	0	.400	WCISC	
1976	Dave Chaplik	8	6	4	.556	2	2	1	.500	PSC	3rd
1977	Dave Chaplik	10	9	3	.523	2	3	0	.400	PSC	4th
1978	Dave Chaplik	14	7	2	.652	3	3	1	.500	PSC	5th
1979	Dave Chaplik	13	6	1	.675	6	1	0	.857	PSC	1st
1980	Dave Chaplik	10	9	2	.524	3	4	0	.429	PSC	5th
Totals	Dave Chaplik	92	65	24	.575	22	24	5	.480		
1981	Ralph Perez	11	7	1	.605	3	2	1	.583	PSC/WCAC	5th
1982	Ralph Perez	8	9	3	.475	2	4	1	.357	PSC/WCAC	3rd
1983	Ralph Perez	12	8	0	.600	4	3	0	.571	PSC/WCAC	4th
1984	Ralph Perez	7	10	3	.425	2	5	0	.286	PSC/WCAC	5th
1985	Ralph Perez	8	13	1	.386	1	5	0	.167	PSC/WCAC	5th
Totals	Ralph Perez	46	47	8	.495	12	19	2	.394		
1986	Steve Sampson	7	7	6	.500	1	1	4	.500	PSC/WCAC	4th
1987	Steve Sampson	12	6	2	.650	3	2	1	.583	PSC/WCAC	3rd
1988	Steve Sampson	12	2	5	.763	3	2	0	.600	WCAC	3rd
1989	Steve Sampson	20	0	3	.935	4	0	1	.900	WCC	t-1st
1990	Steve Sampson	13	4	3	.725	4	1	0	.800	WCC	t-1st
Totals	Steve Sampson	64	19	19	.721	15	6	6	.667		
1991	Mitch Murray	20	1	2	.913	4	1	0	.800	WCC	2nd
1992	Mitch Murray	10	7	1	.583	3	2	0	.600	WCC	3rd
1993	Mitch Murray	14	3	2	.789	4	1	1	.750	WCC	t-1st
1994	Mitch Murray	12	5	2	.684	5	0	1	.917	WCC	t-1st
1995	Mitch Murray	15	3	2	.800	4	1	1	.750	WCC	2nd
1996	Mitch Murray	9	6	3	.583	5	1	0	.833	WCC	1st
1997	Mitch Murray	10	9	0	.526	4	2	0	.667	WCC	t-1st
1998	Mitch Murray	15	5	2	.727	3	2	1	.583	WCC	3rd
1999	Mitch Murray	16	4	3	.761	3	1	2	.667	WCC	2nd
2000	Mitch Murray	10	7	0	.588	4	2	0	.667	WCC	3rd
2001	Mitch Murray	12	8	0	.600	5	1	0	.833	WCC	1st
Totals	Mitch Murray	143	58	17	.695	44	14	6	.734		
2002	Cameron Rast	10	6	1	.618	3	3	0	.500	WCC	3rd
2003	Cameron Rast	16	4	4	.750	5	1	0	.833	WCC	1st
2004	Cameron Rast	15	6	0	.714	8	4	0	.667	WCC	3rd
2005	Cameron Rast	13	6	3	.659	6	4	2	.583	WCC	2nd
2006	Cameron Rast	13	5	5	.674	8	2	2	.750	WCC	1st
Totals	Cameron Rast	67	27	13	.702	30	14	4	.667		
40-year Totals		434	242	87	.626	128	93	25	.571		

Santa Clara Soccer Under Mitch Murray



- 71 All-West Coast Conference Selections
- 10 Consecutive Winning Seasons
- 10 Consecutive Seasons in National Rankings
- 9 All-Americans
- 7 NCAA Tournament Appearances
- 6 WCC Defensive Most Valuable Players
- 5 West Coast Conference Championships
- 3 NCAA Semifinal Appearances
- 2 All-Far West Region Coach of the Year Awards
- 2 National Final Appearances
- 1 National Coach of the Year Award
- 1 WCC Freshman of the Year



Former Santa Clara head coach Steve Sampson coached the United States at the 1998 World Cup.



Year-By-Year Results

1967

2-4-2

Coach: Sal Taormina

Date	Opponent	SCU-Opp.
L	Stanford	3-6
L	California	0-2
T	Pacific	(ot) 4-4
T	CCSF	(ot) 3-3
L	San Jose State	1-2
W	Menlo College	6-2
L	USF	0-3
W	CS Hayward	2-1

W	Notre Dame College	9-0
W	UC Santa Cruz	4-3
L	San Francisco St.	1-2
W	Menlo College	4-1
L	St. Patrick's College	3-4
L	San Jose State ^	1-2
W	Ohlone College	2-1
W	St. Mary's ^	1-0
L	Pacific ^	1-3
L	USF ^	0-2

^ West Coast Intercollegiate Soccer Conference

1972

3-11-2 / 0-4-1 WCISC

Coach: Dave Chaplik

Date	Opponent	SCU-Opp.
L	CS Hayward	5-6
L	St. Patrick's College	1-4
L	CS Fullerton	0-9
L	Cerritos College	1-2
W	UC Davis	2-0
L	San Francisco St.	1-5
L	CS Chico	1-5
W	California	2-1
L	Stanford ^	1-4
T	California ^	(ot) 1-1
L	San Jose State ^	0-2
L	Stanford	0-2
T	Menlo College	(ot) 2-2
L	Pacific ^	2-3
W	Menlo College	6-2
L	USF ^	0-5

^ West Coast Intercollegiate Soccer Conference

1968

6-4-0 / 1-4-0 WCISC

Coach: Sal Taormina

Date	Opponent	SCU-Opp.
W	UC Santa Cruz	3-1
L	at California ^	1-2
W	at CS Hayward	6-3
L	at San Jose State ^	0-3
L	Stanford^	4-5
L	USF ^	1-4
W	at Menlo College	6-2
W	Saint Mary's	6-0
W	Pacific ^	1-0
W	Monterey NPGS	6-4

^ West Coast Intercollegiate Soccer Conference

1969

5-7-2 / 2-4-0 WCISC

Coach: Sal Taormina

Date	Opponent	SCU-Opp.
W	at West Valley College	4-2
T	at College of San Mateo	(ot) 2-2
W	West Valley College	3-0
T	CS Hayward	(ot) 3-3
W	Menlo College	4-3
L	at California ^	1-3
L	San Jose State ^	2-8
L	Monterey NPGS	1-3
W	Stanford^	2-1
L	at USF	1-5
L	at Air Force	2-6
L	at USF ^	0-4
L	at Saint Mary's ^	2-5
W	at Pacific ^	1-0

^ West Coast Intercollegiate Soccer Conference

1970

4-4-2 / 1-3-2 WCISC

Coach: Sal Taormina

Date	Opponent	SCU-Opp.
W	Menlo College	4-0
W	Saint Mary's ^	4-0
W	Monterey NPGS	5-1
T	Stanford ^%	(ot) 1-1
L	at Menlo College	0-1
L	at San Jose State ^	1-8
L	California^	2-4
T	USF ^	(ot) 1-1
W	at UC Santa Cruz	3-2
L	Pacific^	1-2

% match played at Menlo College

^ West Coast Intercollegiate Soccer Conference

1971

5-7-0 / 1-5-0 WCISC

Coach: Dave Chaplik

Date	Opponent	SCU-Opp.
L	California ^	1-3
L	Stanford ^	2-3

1973

14-4-3 / 3-1-1 WCISC

Coach: Dave Chaplik

Date	Opponent	SCU-Opp.
W	Canada College	3-0
W	CS Hayward	4-2
W	Southern Methodist	1-0
W	UT-Arlington	3-0
W	San Francisco St.	2-0
L	UC Davis	1-2
W	St. Patrick's College	4-0
W	US International	1-0
W	Metro St.	4-2
T	Brigham Young	1-1
W	UC Santa Cruz	1-0
L	Washington	0-3
W	San Jose State ^	3-2
W	California ^	2-0
W	St. Mary's	7-0
T	CS Chico	(ot) 2-2
W	Stanford ^	2-1
W	Menlo College	3-1
T	Pacific ^	(ot) 1-1
L	USF ^	1-3

NCAA Tournament

West Regional, San Francisco, CA

L at USF 0-5

^ West Coast Intercollegiate Soccer Conference

1974

10-7-3 / 1-3-1 WCISC

Coach: Dave Chaplik

Date	Opponent	SCU-Opp.
Sept. 14	W at CS Sacramento	1-0
Sept. 18	W at San Francisco St.	2-1
Sept. 21	T at UCLA	(ot) 1-1
Sept. 22	L at USC	1-2
Sept. 24	W Saint Mary's	3-0
Oct. 1	W UC Santa Barbara	3-2
Oct. 8	W at UC Davis	3-1
Oct. 11	L vs. St. Louis	0-4
Oct. 12	W vs. Hawaii	1-0



Dev Rendler played at Santa Clara from 1976 to 1978 and went on to play for the San Jose Earthquakes in the North American Soccer League.

Oct. 13	W	at Seattle Pacific	3-1
Oct. 14	T	USF ^	(ot) 1-1
Oct. 17	W	at Stanford	3-0
Oct. 18	L	vs. USF	2-5
Oct. 22	L	California^	2-3
Oct. 25	L	at San Jose State ^	1-2
Oct. 26	W	Fresno State	6-0
Oct. 30	L	at Stanford ^	1-2
Nov. 1	T	at CS Hayward	(ot) 0-0
Nov. 5	W	Pacific^	3-1
Nov. 16	L	at CS Chico	1-2

^ West Coast Intercollegiate Soccer Conference

1975

10-6-4 / 2-3-0 WCISC

Coach: Dave Chaplik

Date	Opponent	SCU-Opp.	
Sept. 6	W	Canada College	2-1
Sept. 9	W	Menlo College	2-1
Sept. 14	L	Univ. of Mexico	1-2
Sept. 16	T	San Francisco State (ot)	3-3
Sept. 21	W	at Fresno St.	3-1
Sept. 24	L	UC Davis	0-1
Sept. 27	W	at UCLA	2-1
Sept. 28	T	at CS Fullerton	(ot) 1-1
Sept. 30	T	CS Hayward	(ot) 0-0
Oct. 4	T	CS Sacramento	(ot) 2-2
Oct. 8	W	at Pacific ^	7-1
Oct. 15	W	at UC Santa Barbara	2-1
Oct. 21	W	CS Chico	2-1
Oct. 25	W	at Hawaii	1-0
Oct. 28	L	San Jose State ^	0-1
Nov. 1	L	USC	0-2
Nov. 5	L	at USF ^	0-1
Nov. 8	W	Simon Fraser	2-1
Nov. 11	W	Stanford ^	3-1
Nov. 14	L	California ^	1-2

^ West Coast Intercollegiate Soccer Conference

1976

8-6-4 / 2-2-1 PSC

Coach: Dave Chaplik

Date	Opponent	SCU-Opp.	
Sept. 14	L	at Colorado College	1-4
Sept. 16	L	vs. Air Force	0-2
Sept. 18	W	Fresno State	3-0
Sept. 22	L	at CS Hayward	2-3
Sept. 25	T	at UC Davis	(ot) 0-0
Sept. 28	L	Saint Louis	1-4
Oct. 2	W	CS Fullerton	3-1
Oct. 7	T	UCLA	(ot) 3-3
Oct. 9	W	UC Santa Barbara	2-0
Oct. 12	T	British Columbia	(ot) 1-1
Oct. 15	W	at USC	2-1
Oct. 17	W	at San Diego St.	1-0
Oct. 27	L	at California ^	1-2
Oct. 29	W	Pacific^	5-0
Nov. 2	W	at CS Sacramento	5-0
Nov. 5	L	USF ^	0-5
Nov. 10	W	at Stanford ^	3-0
Nov. 13	T	at San Jose State ^	(ot) 0-0

^ Pacific Soccer Conference

1977

10-9-3 / 2-3-0 PSC

Coach: Dave Chaplik

Date	Opponent	SCU-Opp.
W	Fresno St.	2-0
W	San Francisco St.	3-0
L	US International	0-1
W	CS Hayward	6-0
T	Whittier College	(ot) 1-1
W	CS Sacramento	7-0
L	Air Force	0-1
W	CS Humboldt	4-0
L	UC Santa Barbara	1-2
W	Westmont College	3-2



Year-By-Year Results

W	CS Hayward	3-1
L	UCLA	2-3
T	CS Fullerton	(ot) 3-3
L	San Diego St.	0-1
T	UC Davis	(ot) 0-0
W	Pacific ^	6-1
L	CS Chico	1-3
L	Stanford ^	0-1
W	USC	2-1
L	California ^	1-2
L	USF ^	0-6
W	San Jose State ^	3-2

^ Pacific Soccer Conference

1978

14-7-2 / 3-3-1 PSC

Coach: Dave Chaplik

Date	Opponent	SCU-Opp.
Sept. 10	L San Francisco State	0-1
Sept. 13	W at Westmont College	3-2
Sept. 15	W at San Diego St.	2-1
Sept. 19	W Portland	4-1
Sept. 22	W vs. Brigham Young %	4-2
Sept. 22	L vs. CS Chico %	0-3
Sept. 23	T vs. Seattle Pacific % (ot)	1-1
Sept. 27	L at CS Hayward	1-2
Oct. 1	W UCLA	2-1
Oct. 5	W Saint Mary's ^	10-0
Oct. 11	T Fresno State ^ (ot)	1-1
Oct. 14	L at California ^	0-3
Oct. 18	W at Stanford ^	2-0
Oct. 20	W Washington	3-0
Oct. 22	W CS Chico	2-1
Oct. 28	L at San Jose State ^	1-2
Oct. 31	W at UC Davis	3-2
Nov. 3	W USC	5-1
Nov. 5	L USF ^	1-2
Nov. 7	W Pacific^	3-0
Nov. 12	W UC Santa Barbara	1-0

NCAA Tournament

West Regional, San Francisco, CA

W vs. Washington 2-0

L at USF 2-3

% Viking Classic, Fresno, CA

^ Pacific Soccer Conference

1979

13-6-1 / 6-1-0 PSC

Coach: Dave Chaplik

Date	Opponent	SCU-Opp.
Sept. 10	T at Seattle Pacific	(ot) 1-1
Sept. 11	W at Washington	2-0
Sept. 16	L Southern Illinois	1-2
Sept. 22	W at USF ^	3-2
Sept. 27	W at CS Sacramento	5-0
Sept. 30	W CS Fullerton	2-1
Oct. 2	W CS Hayward	4-1
Oct. 5	W at USC	4-0
Oct. 7	L at UCLA	0-1
Oct. 10	L Westmont College	0-1
Oct. 14	W California ^	2-0
Oct. 20	W at CS Chico	1-0
Oct. 24	W at St. Mary's ^	16-0
Oct. 26	W San Diego ST.	1-0
Oct. 28	L Stanford ^	0-1
Oct. 31	W at Fresno St. ^	2-1
Nov. 4	L Simon Fraser	1-4
Nov. 7	W at Pacific ^	14-0
Nov. 11	W San Jose State ^	4-0

NCAA Tournament

West Regional, San Francisco, CA

L at USF 2-3

^ Pacific Soccer Conference

1980

10-9-2 / 3-4-0 PSC

Coach: Dave Chaplik

Date	Opponent	SCU-Opp.
Sept. 5	T Seattle Pacific %	(ot) 0-0
Sept. 7	L San Jose State %	0-1
Sept. 12	W Brigham Young	4-1
Sept. 16	W Saint Mary's ^	6-1
Sept. 19	W at Sonoma St.	8-0
Sept. 21	W at Nevada-Reno	3-0
Sept. 24	L at Westmont College	1-2
Sept. 28	W Cal Poly SLO	2-1
Oct. 3	W USC	2-0
Oct. 5	W at CS Hayward	2-1
Oct. 7	W at California ^	2-1
Oct. 17	T at UC Santa Barbara(ot)	1-1
Oct. 19	L at San Diego St.	1-2
Oct. 22	L Fresno State ^	0-2
Oct. 26	L at Stanford ^	1-4
Oct. 29	W CS Sacramento	13-0
Nov. 1	L CS Chico	2-3
Nov. 4	W Pacific^	6-0
Nov. 7	L USF ^	0-3
Nov. 9	L UCLA	0-2
Nov. 14	L at San Jose State ^	0-1

% Olympia Gold Soccer Classic, Santa Clara, CA

^ Pacific Soccer Conference

1981

11-7-1 / 3-1-1 WCC / 3-2-1 PSC

Coach: Ralph Perez

Date	Opponent	SCU-Opp.
Sept. 10	W San Diego *	4-0
Sept. 15	W Westmont College	6-3
Sept. 19	L at CS Chico	1-3
Sept. 22	W at Cal Poly SLO	1-0
Sept. 27	W CS Dominguez Hills	4-0
Sept. 30	W at Saint Mary's ^	2-0
Oct. 4	T at USF ^	(ot) 2-2
Oct. 7	W at San Francisco St.	2-0
Oct. 11	W San Diego ST.	3-1
Oct. 14	W Stanford ^	2-1
Oct. 21	W Pacific^	3-0
Oct. 24	L at Fresno St. ^	0-3
Oct. 29	L at CS Fullerton	1-2
Oct. 31	L at UCLA	1-3
Nov. 4	L California ^	0-1
Nov. 6	L vs. Portland +	0-2
Nov. 8	W vs. Loyola Marymount	+2-1
Nov. 11	L San Jose State ^	0-1
Nov. 15	W UC Santa Barbara	4-1

*West Coast Athletic Conference

^ Pacific Soccer Conference

+ WCCAC Tournament

1982

8-9-3 / 1-2-2 WCC / 2-4-1 PSC

Coach: Ralph Perez

Date	Opponent	SCU-Opp.
Sept. 14	L CS Hayward	0-1
Sept. 17	W vs. St. Louis %	3-0
Sept. 18	W vs. US International %	4-2
Sept. 21	W at CS Chico	4-2
Sept. 23	L at San Diego St.	0-1
Sept. 26	T at San Diego *	(ot) 1-1
Oct. 2	L at San Jose State ^	1-2
Oct. 8	W at Westmont College	5-0
Oct. 10	L at UC Santa Barbara	0-1
Oct. 13	L at Stanford ^	0-1
Oct. 16	L USF ^	0-4
Oct. 20	W Cal Poly SLO	3-0
Oct. 24	W CS Fullerton	3-0
Oct. 27	T Fresno State ^	(ot) 0-0
Oct. 30	L at California ^	1-3
Nov. 3	W at Pacific ^	3-1
Nov. 6	T vs. Portland +	(ot) 2-2
Nov. 7	L vs. Loyola Marymount	+0-1



Current assistant coach Eric Yamamoto (left) posted the program's best single-season mark with his 0.47 goals-against average during the Broncos' title run in 1989.

Nov. 9	W Saint Mary's ^	6-0
Nov. 12	L UCLA	1-4

% San Jose Tournament, San Jose, CA

*West Coast Athletic Conference

^ Pacific Soccer Conference

+ WCCAC Tournament

1983

12-8-0 / 3-2-0 WCC / 4-3-0 PSC

Coach: Ralph Perez

Date	Opponent	SCU-Opp.
Sept. 3	L Westmont College	1-2
Sept. 7	W Washington	3-1
Sept. 9	L UC Santa Barbara	0-1
Sept. 14	W at CS Chico	3-2
Sept. 14	W Stanford ^	4-2
Sept. 20	W CS Los Angeles	2-1
Sept. 24	W San Diego *	4-0
Oct. 1	L at USF ^	1-4
Oct. 4	L at UNLV	1-5
Oct. 7	W at CS Fullerton	1-0
Oct. 9	W Pacific^	7-0
Oct. 11	L at Fresno St. ^	0-2
Oct. 15	L California ^	2-3
Oct. 18	L at UCLA	3-4
Oct. 21	W San Diego State	1-0
Oct. 26	L Portland*	1-2
Oct. 30	W Loyola Marymount *	2-0
Nov. 2	W at Saint Mary's ^	7-0
Nov. 9	W at CS Hayward	2-1
Nov. 11	W San Jose State ^	2-0

*West Coast Athletic Conference

^ Pacific Soccer Conference

1984

7-10-3 / 3-1-1 WCC / 2-5-0 PSC

Coach: Ralph Perez

Date	Opponent	SCU-Opp.
Sept. 2	L CS Fullerton	0-1
Sept. 8	W at Sonoma St.	2-0
Sept. 12	T at Westmont College(ot)	2-2
Sept. 14	L UC Santa Barbara	(ot) 0-1
Sept. 17	L Warner Pacific	0-2
Sept. 21	W at San Diego *	3-0
Sept. 23	W at San Diego St.	3-2
Sept. 26	W at Pacific ^	2-0

Sept. 29	L San Jose State ^	0-3
Oct. 2	W at Saint Mary's ^	4-0
Oct. 9	L Fresno State ^	0-2
Oct. 14	L UNLV	0-2
Oct. 20	L USF ^	0-5
Oct. 29	L UCLA	0-1
Nov. 1	L California ^	0-4
Nov. 3	T at Portland +	(ot) 3-3
Nov. 4	W at USF +	3-1
Nov. 7	T at CS Hayward	(ot) 1-1
Nov. 10	W at CS Chico	(ot) 2-1
Nov. 14	L Stanford ^	1-2

*West Coast Athletic Conference

^ Pacific Soccer Conference

+ WCCAC Tournament

1985

8-13-1 / 2-3-0 WCC / 1-5-0 PSC

Coach: Ralph Perez

Date	Opponent	SCU-Opp.
Sept. 1	L at CS Fullerton	1-3
Sept. 3	L at UNLV	0-1
Sept. 5	L at Brigham Young	0-1
Sept. 10	L Seattle Pacific	0-4
Sept. 14	W vs. CS Sacramento %	3-0
Sept. 20	L San Diego *	1-3
Sept. 22	T San Diego St.	(ot) 1-1
Sept. 25	W at CS Hayward	2-1
Sept. 28	W Cal Poly Pomona	4-1
Oct. 1	L California ^	1-3
Oct. 5	W Sonoma State	2-1
Oct. 8	L at USF ^	1-3
Oct. 12	W Westmont College	3-0
Oct. 15	L San Jose State ^	0-1
Oct. 19	L at Fresno State ^	1-4
Oct. 22	L Stanford ^	0-4
Oct. 30	W at Saint Mary's ^	2-1
Nov. 2	L USF +	1-2
Nov. 3	W San Diego +	2-1
Nov. 8	L at CS Los Angeles	1-2
Nov. 10	L at UCLA	0-1
Nov. 13	W Pacific^	2-0

% match played at Placerville, CA

*West Coast Athletic Conference

^ Pacific Soccer Conference

+ WCCAC Tournament



Year-By-Year Results

1986

7-7-6 / 2-3-1 WCC / 1-1-4 PSC

Coach: Steve Sampson

Date	Opponent	SCU-Opp.
Aug. 30	L at CS Northridge	0-2
Sept. 1	W at Loyola Marymount *	4-1
Sept. 7	L UCLA	0-5
Sept. 12	L UNLV	0-2
Sept. 16	T CS Dominguez Hills(ot)	1-1
Sept. 19	W CS Fullerton	1-0
Sept. 23	W CS Hayward	2-0
Sept. 26	L at San Diego St.	0-1
Sept. 28	L at San Diego *	1-2
Oct. 7	T Saint Mary's *^	(ot) 3-3
Oct. 11	T Fresno State ^	(ot) 1-1
Oct. 15	W Brigham Young	5-0
Oct. 18	L USF *^	0-1
Oct. 22	T at California ^	(ot) 0-0
Oct. 26	W CS Sacramento	2-0
Oct. 29	W at San Jose State ^	1-0
Nov. 5	T at Stanford ^	(ot) 3-3
Nov. 8	L San Diego +	1-3
Nov. 9	W Portland +	4-1
Nov. 11	T CS Los Angeles	(ot) 0-0


* West Coast Athletic Conference
^ Pacific Soccer Conference
+ WCAC Tournament, USF Calif.

1987

12-6-2 / 4-0-2 WCC / 3-2-1 PSC

Coach: Steve Sampson

Date	Opponent	SCU-Opp.
Sept. 1	W at CS Sacramento (ot)	3-0
Sept. 5	W Sonoma State	6-0
Sept. 8	L at CS Hayward	0-1
Sept. 12	W at San Francisco State	6-0
Sept. 15	L at Fresno State ^	2-3
Sept. 18	L vs. CS Fullerton % (ot)	0-1
Sept. 20	W at UC Irvine	1-0
Sept. 27	L San Diego State	0-1
Sept. 30	T at USF *^	(ot) 0-0
Oct. 4	W San Diego *	3-0
Oct. 6	W Loyola Marymount *	7-0
Oct. 11	W at Saint Mary's *^	3-0
Oct. 13	W Washington	3-2
Oct. 21	L California ^	0-1
Oct. 25	L at UCLA	0-1
Oct. 29	W UC Santa Barbara	2-0
Oct. 31	W Stanford ^&	2-0
Nov. 4	W San Jose State ^	4-0
Nov. 7	W vs. Portland +	2-1
Nov. 8	T vs. USF +	(ot) 0-0



Paul Holcher, All-American, 1990.

* West Coast Athletic Conference
^ PSC match
% match at UC Irvine
& SCU Met Life Classic
+ WCAC Tournament, Moraga, CA

1988

12-2-5 / 3-2-0 WCC

Coach: Steve Sampson

Date	Opponent	SCU-Opp.
Sept. 5	W Sonoma State	5-0
Sept. 10	W Seattle Pacific	1-0
Sept. 16	W CS Fullerton	5-2
Sept. 20	W UCLA	1-0
Sept. 22	W at San Jose State	4-0
Sept. 24	T at California	(ot) 0-0
Sept. 28	T CS Hayward	(ot) 1-1
Sept. 30	W vs. Indiana %	(ot) 2-1
Oct. 1	T at Evansville %	(ot) 0-0
Oct. 5	L USF * &	0-1
Oct. 11	W Loyola Marymount *	7-0
Oct. 15	L at Portland *	(ot) 0-1
Oct. 17	T at Washington	(ot) 1-1
Oct. 20	W San Francisco State	5-0
Oct. 23	W at Stanford	1-0
Oct. 26	W CS Sacramento	7-1
Oct. 28	W at San Diego *	2-1
Oct. 30	T at San Diego St.	(ot) 0-0
Nov. 3	W Saint Mary's *	5-1

* West Coast Athletic Conference
% Kenny Kent Invitational, Evansville, IN
& SCU Met Life Classic

1989

20-0-3 / 4-0-1 WCC

Coach: Steve Sampson

Date	Opponent	SCU-Opp.
Sept. 3	W CS Hayward	3-0
Sept. 8	W at Duke %	(ot) 1-0
Sept. 10	W vs. North Carolina St. %	3-1
Sept. 13	W CS Sacramento	3-0
Sept. 17	W California	4-1
Sept. 19	W San Jose State	10-0
Sept. 24	W San Diego State	(ot) 3-2
Sept. 29	W at Loyola Marymount *	7-0
Oct. 1	T at UCLA	(ot) 1-1
Oct. 3	W at CS Fullerton	2-0
Oct. 6	W Florida Int'l &	7-0
Oct. 8	W Notre Dame &	4-0
Oct. 15	W CS Stanislaus	8-0
Oct. 20	W San Diego *	5-0
Oct. 22	T Portland *	(ot) 1-1
Oct. 26	W Washington	1-0
Oct. 29	W at Saint Mary's *	1-0
Nov. 3	W at USF *	2-0
Nov. 5	W Stanford	3-0

NCAA Tournament
Second Round, Santa Clara, CA
Nov. 18 W Fresno State 2-1
Regional Final, Santa Clara, CA
Nov. 25 W UCLA 2-0
Men's Soccer Championship, Piscataway, NJ
Dec. 2 W vs. Indiana 4-2
Dec. 3 T vs. Virginia (ot) 1-1

* West Coast Conference
% Met Life Soccer Classic, Durham, NC
& SCU Met Life Classic

1990

13-4-3 / 4-1-0 WCC

Coach: Steve Sampson

Date	Opponent	SCU-Opp.
Sept. 1	W at UC Santa Barbara	1-0
Sept. 4	W CS Sacramento	2-0
Sept. 7	W at San Jose State	2-1
Sept. 9	T at Stanford	(ot) 2-2
Sept. 14	W Cleveland State	3-0
Sept. 19	T UCLA	1-1



1991 Santa Clara Broncos
National Finalists / 20-1-2 / No. 2 in the Country

Sept. 23	T Alabama A&M	(ot) 0-0
Sept. 26	W at California +	2-0
Sept. 30	L at Portland *	0-1
Oct. 5	W vs. Florida Int'l %	3-1
Oct. 7	L at Clemson %	2-4
Oct. 13	W Wisconsin-GB &	4-0
Oct. 14	W Duke &	2-0
Oct. 19	W CS Los Angeles	4-0
Oct. 21	W Loyola Marymount *	6-0
Oct. 26	W at San Diego *	(ot) 2-0
Oct. 28	L at San Diego St.	0-1
Nov. 1	W USF *	3-1
Nov. 4	W Saint Mary's *	3-1

NCAA Tournament
First Round, Fresno, CA
Nov. 11 L at Fresno St. (ot) 2-3
+ match played at Burlingame HS
* West Coast Conference
% Clemson Umbro Tournament, Clemson, SC
& SCU Met Life Classic

1991

20-1-2 / 4-1-0 WCC

Coach: Mitch Murray

Date	Opponent	SCU-Opp.
Sept. 7	W vs. Adelphi %	3-0
Sept. 8	W at Vermont %	3-0
Sept. 11	W at Hartford	(ot) 4-2
Sept. 15	W at Loyola Marymount *	4-1
Sept. 17	W CS Sacramento	5-0
Sept. 20	W UC Santa Barbara	(ot) 2-1
Sept. 25	W California	2-0
Sept. 27	W San Diego *	3-0
Sept. 29	W San Diego ST.	2-1
Oct. 4	W Washington &	2-1
Oct. 6	W Clemson &	3-0
Oct. 11	W CS Los Angeles	11-0
Oct. 15	L at USF *	0-3
Oct. 18	T Stanford	(ot) 1-1
Oct. 20	W CS Northridge	4-1
Nov. 1	W Portland *	(ot) 2-1
Nov. 6	W San Jose State	3-1
Nov. 10	W at Saint Mary's *	2-0

NCAA Tournament
First Round, Santa Clara, CA
Nov. 15 W Stanford (ot) 2-1
Second Round, Santa Clara, CA
Nov. 23 W Fresno State 3-0
Regional Final, Los Angeles, CA
Dec. 1 W at UCLA 2-1
Men's Soccer Championship, Tampa, FL
Dec. 6 W vs. Indiana # 2-0
Dec. 8 T vs. Virginia #(ot) 0-0 (1-3 PK)
* West Coast Conference
% Shearson Soccer Classic, Burlington, VT
& SCU Met Life Classic

1992

10-7-1 / 3-2-0 WCC

Coach: Mitch Murray

Date	Opponent	SCU-Opp.
Sept. 5	W Westmont	2-0
Sept. 8	W at CS Sacramento	3-0
Sept. 15	L at Stanford	0-3
Sept. 18	W vs. Florida Int'l #	3-1
Sept. 19	T vs. New Mexico #	(ot) 0-0
Sept. 26	W vs. Akron %	(ot) 4-2
Sept. 27	W at Cleveland St. %	4-0
Oct. 2	L Michigan St. @	(ot) 1-2
Oct. 4	W UNLV @	2-0
Oct. 14	W at San Jose State	3-0
Oct. 16	W Loyola Marymount *	4-0
Oct. 18	L at California	0-1
Oct. 20	W Saint Mary's *	2-0
Oct. 23	W at San Diego *	(ot) 3-2
Oct. 29	L Fresno State	1-2
Nov. 1	L at Portland	2-5
Nov. 3	L at Washington	1-3
Nov. 8	L USF *	1-2

San Diego MetLife Tournament
@ SCU/MetLife Classic
* West Coast Conference Match
% Women's Federal Savings Bank Classic, Cleveland, OH

1993

14-3-2 / 4-1-1 WCC

Coach: Mitch Murray

Date	Opponent	SCU-Opp.
Sept. 5	L at South Carolina	1-2
Sept. 7	T at Coll. of Charleston(ot)	1-1
Sept. 12	W at Loyola Marymount *	2-0
Sept. 18	W California	3-0
Sept. 21	W Stanford	3-0
Sept. 24	W vs. CS Fullerton %	2-1
Sept. 26	W vs. San Diego St. %(ot)	1-0
Oct. 1	W SMU @	1-0
Oct. 2	W Vermont @	4-3
Oct. 9	T Portland *	(ot) 1-1
Oct. 12	W CS Sacramento	7-2
Oct. 18	W Westmont	5-0
Oct. 22	W San Diego *	(ot) 4-2
Oct. 24	W San Jose State	3-2
Oct. 28	W at Fresno St.	(ot) 2-1
Oct. 30	W Gonzaga *	4-0
Nov. 4	L at USF *	1-2
Nov. 7	W at Saint Mary's *	1-0

NCAA Tournament
First Round, Santa Clara, CA
Nov. 13 L USF (ot) 1-2
* West Coast Conference match
% Saint Mary's Fall Soccer Classic, Moraga, CA
@ Lotto Cup, Santa Clara, CA



Year-By-Year Results

1994

12-5-2 / 5-0-1 WCC

Coch: Mitch Murray

Date	Opponent	SCU-Opp.
Sept. 4	T at Creighton %	(ot) 1-1
Sept. 9	W CS Humboldt	4-0
Sept. 13	W at CS Sacramento	2-0
Sept. 17	W CS Hayward	6-1
Sept. 23	W vs. Stanford @	(ot) 3-1
Sept. 25	W vs. Illinois St. @	3-0
Sept. 29	L Fresno State	(ot) 0-1
Oct. 2	L at California &	1-2
Oct. 7	W at San Diego *	3-2
Oct. 9	W Loyola Marymount *	4-1
Oct. 13	W Saint Mary's *	3-2
Oct. 17	L Cal Poly SLO	0-2
Oct. 21	W at Gonzaga *	1-0
Oct. 23	W at Portland *	2-1
Oct. 29	L at SMU #	0-2
Oct. 30	W vs. Tulsa #	4-0
Nov. 3	T USF *	(ot) 0-0
Nov. 6	L at San Jose State	1-2
Nov. 9	W CS Sonoma	3-0

* West Coast Conference match
% Ameritas Classic, Omaha, NE
@ Saint Mary's Fall Soccer Classic, Moraga, CA
& match played in Livermore, CA
Admiral Classic, Dallas, TX

1995

15-3-2 / 4-1-1 WCC

Coch: Mitch Murray

Date	Opponent	SCU-Opp.
Sept. 2	W Colgate	3-1
Sept. 4	T vs. Oregon St. %	(ot) 1-1
Sept. 9	W So. Calif. College	2-0
Sept. 14	W at Fresno St.	1-0
Sept. 16	W CS Sacramento	3-1
Sept. 21	W vs. CS Fullerton @	(ot) 2-1
Sept. 26	W California	2-0
Sept. 29	L Clemson	0-1
Oct. 6	W at Loyola Marymount *	4-1
Oct. 13	L San Diego *	0-3
Oct. 15	T Gonzaga *	(ot) 1-1
Oct. 24	W San Jose State	3-1
Oct. 27	W Portland *	1-0
Nov. 2	W at USF *	1-0
Nov. 5	W Stanford	2-0
Nov. 8	W at Saint Mary's *	1-0
Nov. 11	W at Cal Poly SLO	2-1

NCAA Tournament



Jason Annicchero, All-American, 1996.

First Round, Santa Clara, CA		
Nov. 18	W San Diego	4-1
Second Round, Los Angeles, CA		
Nov. 26	W at UCLA	2-1
Regional Final, Santa Clara, CA		
Dec. 2	L Portland	1-2

* West Coast Conference match
% match played at Saint Mary's
@ Umbro/San Jose State Classic, San Jose, CA

1996

9-6-3 / 5-1-0 WCC

Coch: Mitch Murray

Date	Opponent	SCU-Opp.
Aug. 31	W at CS Sacramento	4-0
Sept. 6	W vs. Old Dominion %	3-0
Sept. 9	T at UNLV %	(ot) 2-2
Sept. 13	T vs. Wake Forest @	(ot) 0-0
Sept. 15	W vs. Navy @	(ot) 3-1
Sept. 21	L California	0-1
Sept. 25	T South Carolina #	(ot) 2-2
Sept. 27	L CS Fullerton #	(ot) 2-3
Oct. 8	W Saint Mary's *	2-0
Oct. 13	W at San Diego *	(ot) 1-0
Oct. 18	L at Gonzaga *	0-3
Oct. 20	W at Portland *	(ot) 2-1
Oct. 25	W UC Santa Barbara	2-0
Nov. 1	W Loyola Marymount *	1-0
Nov. 7	W USF *	(ot) 1-0
Nov. 10	L at Stanford	(ot) 0-1
Nov. 14	L at San Jose State	1-3

NCAA Tournament

First Round, Bothell, WA		
Nov. 23	L at Washington	(4ot) 1-2

* West Coast Conference match
% Snickers/Rebel Classic, Las Vegas, NV
@ USF Classic, San Francisco, CA
Nike-Coca Cola Classic, Santa Clara, CA

1997

10-9-0 / 4-2-0 WCC

Coch: Mitch Murray

Date	Opponent	SCU-Opp.
Aug. 29	L UCLA%	1-2
Aug. 31	L at CS Fullerton%	1-2
Sept. 5	L at Maryland\$	2-3
Sept. 7	W George Mason\$	1-0
Sept. 12	L Depaul@	(ot) 2-3
Sept. 14	W Holy Cross	2-1
Sept. 20	W San Jose State	2-0
Sept. 26	L William&Mary#	0-2
Sept. 28	W CS Northridge#	4-1
Oct. 3	W Gonzaga*	2-1
Oct. 5	L Washington	0-3
Oct. 11	W CS Sacramento	(ot) 3-2
Oct. 17	W San Diego*	3-1
Oct. 19	L at Loyola Marymount	0-2
Nov. 1	W Portland*	2-1
Nov. 6	W at USF*	2-0
Nov. 9	W Stanford	5-1
Nov. 14	L at Saint Mary's*	0-2

NCAA Tournament

First Round, Los Angeles, CA		
Nov. 23	L at UCLA	0-3

* West Coast Conference match
% Reebok Invitational, Fullerton, CA
\$ diadora/3 Bros. Classic, College Park, MD
@ USF Classic, San Francisco, CA
Nike-Coca Cola Classic, Santa Clara, CA

1998

15-5-2 / 3-2-1 WCC

Coch: Mitch Murray

Date	Opponent	SCU-Opp.
Sept. 1	W Notre Dame (CA)	4-1
Sept. 4	L at Stanford	0-2
Sept. 11	W Xavier@	5-0
Sept. 13	W Air Force@	3-1



1998 Santa Clara Broncos
National Finalist / 15-5-2 / #5 in the nation

Sept. 18	W Old Dominion\$	4-0	Dec. 5	W at UAB	(ot)3-2
Sept. 19	W at William & Mary\$(ot) 1-0		National Semifinal, Charlotte, NC		
Sept. 25	T Fresno State	(ot) 1-1	Dec. 10	W Connecticut	(ot)2-1
Sept. 27	W at CS Sacramento	3-0	National Final, Charlotte, NC		
Oct. 1	L CS Northridge #	0-1	Dec. 12	L Indiana	0-1
Oct. 3	W Maryland #	1-0	* West Coast Conference Match		
Oct. 9	W Notre Dame	3-1	^ USF Classic, San Francisco, Calif.		
Oct. 13	W at San Jose State	(ot) 1-0	& Springfield Brands Challenge		
Oct. 16	L at Gonzaga*	0-1	! Nike-Coca Cola Classic, Santa Clara, Calif.		
Oct. 18	T at Portland*	(ot) 0-0	@ Clemson Tournament, Clemson, SC		
Oct. 30	L at San Diego*	0-1			
Nov. 6	W USF*	2-0			
Nov. 12	W Saint Mary's*	4-2			
Nov. 15	W Loyola Marymount*	2-0			

NCAA Tournament

First Round, Santa Clara, CA		
Nov. 21	W SMU	1-0
Second Round, Santa Clara, CA		
Nov. 28	W UNC Greensboro	4-1
Regional Final, Oneonta, NY		
Dec. 5	W at St. John's	2-1
National Semifinal, Richmond, VA		
Dec. 11	L Indiana	0-4

* West Coast Conference match
@ diadora/USF Classic, San Francisco, CA
\$ Nike/Tribe Classic, Williamsburg, VA
SCU Nike Coca-Cola Classic, Santa Clara, CA

1999

16-4-3 / 3-1-2 WCC

Coch: Mitch Murray

Date	Opponent	SCU-Opp.
Sept. 1	W Notre Dame (CA)	6-0
Sept. 7	W UC Santa Cruz	2-0
Sept. 10	W CS Northridge^	4-0
Sept. 12	W Loyola - Chicago^	3-0
Sept. 16	W San Jose State	2-0
Sept. 18	W Hofstra	4-0
Sept. 23	W San Diego State!	4-1
Sept. 25	W CS Sacramento!	1-0
Oct. 1	W at Clemson@	2-1
Oct. 3	W Furman@	1-0
Oct. 8	W Gonzaga*	1-0
Oct. 15	L San Diego*	(ot)1-0
Oct. 17	L at California	1-3
Oct. 24	T at Saint Mary's*	(ot)2-1
Oct. 30	W Portland*	4-0
Nov. 2	L Stanford&	(ot)0-1
Nov. 5	W at U. San Francisco*(ot)1-0	
Nov. 13	T at Loyola Marymount*	1-1

NCAA Tournament

First Round, Stanford, Calif.		
Nov. 19	T at Stanford	(ot)4-2
Second Round, Durham, NC		
Nov. 29	W at Duke	4-2
Regional Final, Birmingham, Ala.		

2000

10-7-0 / 4-2-0 WCC

Coch: Mitch Murray

Date	Opponent	SCU-Opp.
Sept. 1	L at Sacramento State(ot)2	1-2
Sept. 8	W vs Alabama A&M^	1-0
Sept. 10	W vs Cal Poly^	2-1
Sept. 14	W vs Oregon State	1-0
Sept. 16	W at Washington	2-0
Sept. 21	L Missouri-Kansas City	1-3
Sept. 23	W California!	5-0
Sept. 28	L UCLA	(ot) 1-0
Oct. 6	L at Gonzaga*	0-3
Oct. 8	L at San Jose State	0-2
Oct. 12	L at Stanford	0-2
Oct. 15	W at Portland*	2-0
Oct. 19	W Coll. of Notre Dame	6-2
Oct. 27	L at San Diego*	0-1
Nov. 2	W Saint Mary's*	3-0
Nov. 7	W San Francisco*	1-0
Nov. 11	W Loyola Marymount*	1-0

* West Coast Conference Match
! Adidas Classic, Santa Clara, Calif.
Washington Husky Classic, Seattle, Wash.
^ San Francisco diadora Classic, San Francisco, Calif.

2001

12-9-0 / 5-1-0 WCC

Coch: Mitch Murray

Date	Opponent	SCU-Opp.
Aug. 31	W at San Diego State	1-0
Sept. 4	L Bradley	0-2
Sept. 7	W vs. Oregon State^	(ot)2-1
Sept. 9	L vs. UCLA^	0-1
Sept. 20	W Long Island!	1-0
Sept. 22	L Marquette!	0-1
Sept. 28	L at Florida International&	0-1
Sept. 30	W vs. James Madison&	2-0
Oct. 5	L Washington	(ot) 0-1
Oct. 7	L at California	(ot) 0-1
Oct. 12	W San Diego*	2-1
Oct. 19	W at San Francisco*	(ot)2-1
Oct. 21	L Stanford	0-1
Oct. 27	W Gonzaga*	3-1



Year-By-Year Results



2003 Santa Clara Broncos
Final Four / 16-4-4 / WCC Champions

Oct. 30	W	Sacramento State	1-0
Nov. 3	L	Portland*	1-2
Nov. 11	W	at Saint Mary's*	1-0
Nov. 14	W	San Jose State	(ot) 2-1
Nov. 17	W	at Loyola Marymount*	1-0
NCAA Tournament			
First Round, Stanford, Calif.			
Nov. 23	W	vs. California	(ot3) 1-0
Second Round, Stanford, Calif.			
Nov. 25	L	at Stanford	1-3
^ USF Diadora Classic			
! Santa Clara adidas Classic			
& FIU Umbro Classic			
* WCC Match			

2002

10-6-1 / 3-3-0
Coach: Cameron Rast

Date	Opponent	SCU-Opp.	
Sept. 2	W Notre Dame de Namur	9-1	
Sept. 6	L at Washington	1-2	
Sept. 14	W Alabama A&M	3-0	
Sept. 19	W San Jose State!	2-0	
Sept. 21	W Cal State Fullerton!	3-2	
Sept. 26	L California	1-2	
Sept. 29	L at Stanford	0-3	
Oct. 4	T vs. Brown^	2-2	
Oct. 6	W vs. Harvard^	2-0	
Oct. 10	W San Diego State	5-1	
Oct. 13	L at Portland*	(ot2) 1-2	
Oct. 20	L at Gonzaga*	0-1	
Oct. 25	L at San Diego*	1-2	
Nov. 2	W Saint Mary's*	4-1	
Nov. 7	W at Sacramento State	1-0	
Nov. 12	W San Francisco*	4-1	
Nov. 16	W Loyola Marymount*	3-0	
! Santa Clara/adidas Classic			
^ USF/Diadora Classic			
* WCC Match			

2003

16-4-4 / 5-1-0
Coach: Cameron Rast

Date	Opponent	SCU-Opp.
Aug. 30	W vs. Alabama A&M^	2-0
Sept. 1	W vs. Fresno State^	1-0
Sept. 5	T vs. Creighton#	0-0
Sept. 7	W vs. SMU#	3-1
Sept. 12	W vs. Holy Cross%	1-0
Sept. 14	T at California	0-0
Sept. 18	W CSU Monterey Bay!	2-0
Sept. 20	W George Washington!	6-0
Sept. 23	L at San Jose State	1-2
Sept. 26	W vs. Tulsa	2-1
Sept. 28	L at UMKC	1-2

Oct. 2	T	Stanford	1-1
Oct. 5	W	Sacramento State	2-0
Oct. 11	W	at San Francisco*	2-1
Oct. 18	W	Gonzaga*	2-1
Oct. 25	W	Portland*	1-0
Nov. 5	W	at Saint Mary's*	2-1
Nov. 8	W	San Diego*	2-0
Nov. 15	L	at Loyola Marymount*	3-0
NCAA Tournament			
First Round, Santa Clara, Calif.			
Nov. 21	T	SMU\$	1-1 (4-1 pks)
Second Round, Los Angeles, Calif.			
Nov. 26	W	at Loyola Marymount (ot)	1-0
Third Round, Santa Clara, Calif.			
Nov. 30	W	Coastal Carolina	(ot) 3-2
Regional Finals, Santa Clara, Calif.			
Dec. 6	W	Michigan	3-1
National Semifinals, Columbus, Ohio			
Dec. 12	L	Indiana	(ot) 0-1
^ UC Irvine Tournament			
# Loyola Marymount Tournament			
% USF/Diadora Classic			
! Santa Clara/adidas Classic			
* WCC Match			

2004

15-6-0 / 8-4-0
Coach: Cameron Rast

Date	Opponent	SCU-Opp.
Sept. 2	W vs. Massachusetts%	3-0
Sept. 4	W vs. UC Davis%	4-1
Sept. 10	W vs. George Mason^	1-0
Sept. 12	W vs. Loyola College^	2-1
Sept. 16	W San Jose State!	2-1
Sept. 18	W Davidson College!	3-0
Sept. 24	W at Stanford	2-0
Sept. 26	L California	0-1
Oct. 1	W at Saint Mary's*	1-0
Oct. 3	W San Francisco*	1-0
Oct. 8	W at Portland*	1-0
Oct. 10	W at Gonzaga*	1-0
Oct. 15	L at San Diego*	0-2
Oct. 17	L at Loyola Marymount*	0-4
Oct. 29	L at San Francisco*	0-1
Oct. 31	W Saint Mary's*	2-1
Nov. 5	W Gonzaga*	2-0
Nov. 7	L Portland*	1-2
Nov. 12	W Loyola Marymount*	1-0
Nov. 14	W San Diego*	1-0
NCAA Tournament		
First Round, Berkeley, Calif.		
Nov. 19	L at California	1-2
% USF/Diadora Classic		
^ George Mason/Comfort Inn Classic		
! Santa Clara/adidas Classic		
* WCC Match		

2005

13-6-3 / 6-4-2
Coach: Cameron Rast

Date	Opponent	SCU-Opp.
Sept. 2	W UCLA%	3-2
Sept. 4	W at Cal State Fullerton	1-0
Sept. 9	L at Maryland^	1-3
Sept. 11	W Georgetown^	4-0
Sept. 16	W Stanford!	(ot) 2-1
Sept. 18	W at California!	0-1
Sept. 23	W Florida International@	3-0
Sept. 29	W at San Jose State	2-0
Oct. 2	W Saint Mary's*	(ot) 3-2
Oct. 7	W at San Diego*	2-0
Oct. 9	L at Loyola Marymount*	1-3
Oct. 14	W Portland*	3-0
Oct. 16	W Gonzaga*	1-0
Oct. 20	T at San Francisco*	(2ot) 0-0
Oct. 22	W San Francisco*	3-0
Oct. 28	W at Saint Mary's*	1-0
Nov. 4	T San Diego*	(2ot) 1-1
Nov. 6	L Loyola Marymount*	1-2
Nov. 10	L at Gonzaga*	(ot) 1-2
Nov. 12	L at Portland*	0-1
NCAA Tournament		
First Round, Santa Clara, Calif.		
Nov. 18	W Ohio State	1-0
Second Round, Berkeley, Calif.		
Nov. 25	T at California	0-0 (4-5 pks)
% at Cal State Fullerton		
^ Maryland adidas Classic at College Park, Md.		
! Bay Area Classic		
@ SCU/USF Classic		
* WCC Match		

2006

13-5-5 / 8-2-2
Coach: Cameron Rast

Date	Opponent	SCU-Opp.
Aug. 25	W at Stanford	1-0
Aug. 27	T California	(2ot) 1-1
Sept. 2	W vs. Northwestern%	2-0
Sept. 4	W vs. Niagara%	4-1
Sept. 8	W St. Louis^	4-1
Sept. 15	L at UCLA	1-2
Sept. 17	L at Cal State Northridge	1-4
Sept. 22	T San Jose State	(2ot) 0-0
Sept. 24	W at San Francisco*	2-1
Sept. 29	L Loyola Marymount*	1-2
Oct. 1	W San Diego*	2-1
Oct. 6	T at Gonzaga*	(2ot) 0-0
Oct. 8	L at Portland*	2-1
Oct. 13	T Saint Mary's*	(2ot) 0-0
Oct. 15	W at Saint Mary's*	(ot) 2-1
Oct. 20	T San Francisco*	1-0
Oct. 27	W at San Diego*	(ot) 2-1
Oct. 29	W at Loyola Marymount*	2-0
Nov. 3	W Portland*	3-0
Nov. 5	L Gonzaga*	(ot) 1-2
NCAA Tournament		
Second Round, Santa Clara, Calif.		
Nov. 15	W Washington	(ot) 3-2
Third Round, Bloomington, Ind.		
Nov. 18	T at Indiana	0-0 (5-4 pks)
Quarterfinals, Winston Salem, N.C.		
Nov. 25	L at Wake Forest	1-3
% UCI College Classic at Irvine, Calif.		
^ Santa Clara adidas Classic		
* WCC Match		

Top Crowds

Santa Clara has played in front of crowds of 1,500 or more 52 times since the 1989 season.

Date	H/A	Opponent	Att.
12/12/99	N	Indiana*	15,439
12/1/89	N	Indiana*	7,836
11/18/89	H	Fresno State*	4,715
9/8/89	A	Duke	4,200
9/22/06	H	San Jose State	4,017
12/8/91	N	Virginia*	3,925
12/3/89	N	Virginia*	3,889
12/2/95	H	Portland*	3,836
11/11/90	A	Fresno State*	3,433
12/12/03	N	Indiana*	3,468
11/23/91	H	Fresno State*	3,366
10/23/94	A	Portland	3,237
12/6/91	N	Indiana*	3,225
9/21/96	H	California	3,213
10/4/91	H	Washington	3,208
10/20/96	A	Portland	3,005
9/30/90	A	Portland	3,004
9/19/90	H	UCLA	2,956
9/9/05	A	Maryland	2,827
10/28/93	A	Fresno State	2,812
11/13/93	H	USF*	2,700
11/15/91	H	Stanford*	2,665
11/29/99	A	Duke*	2,634
9/18/93	H	California	2,632
9/25/91	H	California	2,500
10/15/00	A	Portland	2,497
11/11/95	A	Cal Poly SLO	2,433
11/25/89	H	UCLA*	2,407
12/11/91	A	UCLA*	2,254
9/4/94	A	Creighton	2,443
9/10/89	N	N.C. State	2,200
9/29/95	H	Clemson	2,157
9/17/94	H	CS Hayward	2,143
11/3/94	H	USF	2,124
10/29/04	A	USF	2,122
9/16/05	H	Stanford	2,040
11/18/95	H	San Diego*	2,022
10/17/99	A	California	2,018
10/6/91	H	Clemson	2,000
9/24/04	A	Stanford	2,000
9/5/93	A	S. Carolina	1,970
9/16/04	H	San Jose St.	1,959
10/8/04	A	Portland	1,938
12/6/03	H	Michigan*	1,917
9/24/93	N	CS Fullerton	1,892
9/23/94	N	Stanford	1,850
11/22/05	A	California*	1,784
10/1/99	A	Clemson	1,783
11/1/92	A	Portland	1,603
9/8/91	A	Vermont	1,600
9/14/95	A	Fresno State	1,597
10/15/91	A	USF	1,585
10/14/90	H	Duke	1,500
10/18/91	H	Stanford	1,500
10/23/92	A	San Diego	1,500
* NCAA Tournament			



All-Time Results

Opponent	W-L-T	Series	Year	Score	Year	Opponent	W-L-T	Year
Harvard	1-0-0	2002	2002	1-0-0	2002	Simon Fraser	1-1-0	1975-79
Adelphi	1-0-0	1991	1974-75	2-0-0	1974-75	Sonoma State	6-0-0	1980-94
Air Force Academy	1-3-0	1969-98	1999	1-0-0	1999	South Carolina	0-1-1	1993-96
Akron	1-0-0	1992	1997-03	2-0-0	1997-03	So. California College	1-0-0	1995
<i>Alabama A&M</i>	<i>3-0-1</i>	<i>1990-03</i>	1994	1-0-0	1994	Southern Illinois	0-1-0	1979
Bradley	0-1-0	2001	1988-06	3-3-1	1988-06	Southern Methodist	4-1-1	1973-03
Brigham Young	3-1-1	1973-86	2001	1-0-0	2001	<i>Stanford</i>	<i>19-19-6</i>	<i>1967-06</i>
British Columbia	0-0-1	1976	2001	1-0-0	2001	Texas-Arlington	1-0-0	1973
<i>Brown</i>	<i>0-0-1</i>	<i>2002</i>	1999	1-0-0	1999	Tulsa	2-0-0	1999-03
Cal Poly Pomona	1-0-0	1985	2004	1-0-0	2004	UAB	1-0-0	1999
Cal Poly SLO	5-1-0	1980-00	<i>Loyola Marymount</i>	<i>20-7-1</i>	<i>1981-06</i>	UC Davis	4-2-2	1972-04
<i>California</i>	<i>11-25-6</i>	<i>1967-06</i>	Marquette	0-1-0	2001	UC Irvine	1-0-0	1987
CS Chico	6-6-1	1972-84	Maryland	1-2-0	1997-05	UCLA	<i>7-15-4</i>	<i>1974-06</i>
CS Dominguez Hills	1-0-1	1981-86	Michigan	1-0-0	2003	UC Santa Barbara	9-4-1	1974-96
CS Fullerton	11-7-2	1972-05	Michigan State	0-1-0	1992	UC Santa Cruz	5-0-0	1968-99
CS Hayward	12-5-5	1967-94	Missouri-Kansas City	0-2-0	2000-03	UNC Greensboro	1-0-0	1998
CS Humboldt	2-0-0	1977-94	Niagara	1-0-0	2006	USC	5-2-0	1974-80
CS Monterey Bay	1-0-0	2003	Northwestern	1-0-0	2006	U.S. International	2-1-0	1973-82
CS Northridge	3-3-0	1986-06	Notre Dame de Namur	1-0-0	2002	<i>Vermont</i>	<i>2-0-0</i>	<i>1991-93</i>
CS Los Angeles	3-1-1	1983-91	Ohio State	1-0-0	2005	Virginia	0-0-2	1989-91
CS Stanislaus	1-0-0	1989	Old Dominion	2-0-0	1996-98	Wake Forest	0-1-1	1996-06
Clemson	2-2-0	1990-95	Oregon State	1-0-1	1995-00	Washington	9-6-1	1973-06
Cleveland State	2-0-0	1990-92	UNLV	1-4-1	1983-96	Westmont	5-3-1	1978-93
Coastal Carolina	1-0-0	2003	Navy	1-0-0	1996	William & Mary	1-1-0	1997-98
Colgate	1-0-0	1995	Nevada	1-0-0	1980	Wisconsin-Green Bay	1-0-0	1990
College of Charleston	0-0-1	1993	New Mexico	0-0-1	1992	Xavier	1-0-0	1998
Coll. of Notre Dame	3-0-0	1998-00	North Carolina State	1-0-0	1989			
Colorado College	0-0-1	1976	Notre Dame	2-0-0	1989-98			
Creighton	0-0-2	1994-03	Pacific	14-3-2	1967-85			
Davidson College	1-0-0	2004	<i>Portland</i>	<i>15-10-5</i>	<i>1978-06</i>			
DePaul	0-1-0	1997	Sacramento State	23-1-1	1974-03			
Duke	3-0-0	1989-99	<i>Saint Louis</i>	<i>2-2-0</i>	<i>1974-06</i>			
Evansville	0-0-1	1988	Saint John's	1-0-0	1998			
Florida International	4-1-0	1989-05	<i>Saint Mary's</i>	<i>33-2-3</i>	<i>1968-06</i>			
Fresno State	10-9-4	1974-03	St. Patrick's College	1-2-0	1971-73			
Furman	1-0-0	1999	<i>San Diego</i>	<i>21-9-2</i>	<i>1981-06</i>			
George Mason	2-0-0	1997-04	San Diego State	11-6-2	1976-02			
Georgetown	1-0-0	2005	<i>San Francisco</i>	<i>17-28-7</i>	<i>1967-06</i>			
George Washington	1-0-0	2003	San Francisco State	6-3-1	1971-88			
<i>Gonzaga</i>	<i>9-6-2</i>	<i>1993-06</i>	<i>San Jose State</i>	<i>20-19-2</i>	<i>1967-06</i>			
Hartford	1-0-0	1991	Seattle Pacific	2-1-3	1974-88			



Mike Lynch, All-American, 1994.

Broncos vs. Opponents Under Cameron Rast

Opponent	W-L-T	Series	Year	Score	Year	Opponent	W-L-T	Year
<i>Gonzaga</i>	<i>4-3-1</i>	<i>2002-06</i>	2002-06	2-0-0	2002-03	Sacramento State	2-0-0	2002-03
Alabama A&M	2-0-0	2002-03	2002	1-0-0	2002	Saint Louis	1-0-0	2006
Brown	0-0-1	2002	2003	1-0-0	2003	<i>Saint Mary's</i>	<i>7-0-1</i>	<i>2002-06</i>
<i>California</i>	<i>0-4-3</i>	<i>2002-05</i>	2003-06	0-1-1	2003-06	<i>San Diego</i>	<i>5-2-1</i>	<i>2002-06</i>
Cal State Fullerton	2-0-0	2002-05	2004	1-0-0	2004	San Diego State	1-0-0	2002
Cal State Monterey Bay	1-0-0	2003	<i>Loyola Marymount</i>	<i>4-5-0</i>	<i>2002-06</i>	<i>San Francisco</i>	<i>6-1-1</i>	<i>2002-06</i>
Cal State Northridge	0-1-0	2006	Maryland	0-1-0	2005	<i>San Jose State</i>	<i>3-1-1</i>	<i>2002-06</i>
Coastal Carolina	1-0-0	2003	Massachusetts	1-0-0	2004	SMU	1-0-1	2003
Creighton	0-0-1	2003	Michigan	1-0-0	2003	<i>Stanford</i>	<i>3-1-1</i>	<i>2002-06</i>
Davidson College	1-0-0	2004	Missouri-Kansas City	0-1-0	2003	Tulsa	1-0-0	2003
Florida International	1-0-0	2005	Niagara	1-0-0	2006	UC Davis	1-0-0	2004
Fresno State	1-0-0	2002	Northwestern	1-0-0	2006	UCLA	<i>1-1-0</i>	<i>2005-06</i>
George Mason	1-0-0	2004	Notre Dame de Namur	1-0-0	2002	Wake Forest	0-0-1	2006
Georgetown	1-0-0	2005	Ohio State	1-0-0	2005	Washington	1-1-0	2002-06
George Washington	1-0-0	2003	<i>Portland</i>	<i>5-3-0</i>	<i>2002-06</i>			



All-Time Roster

A

Adriani, Luca 1989-90
 Afarian, Chris. 1991, 1994
 Alcalá, Jeff 1988, 1990-91
 Alexander, David 1995-98
 Alire, Shawn 1988, 1990
 Allen, Randy 1994-97
 Amico, Mike 2002
 Anderson, Adam 1987
 Angelos, Thomas 1988
 Ankaitis, Vytas 1987-90
 Annicchero, Jason 1993-96
 Antonici, Greg 1987-88
 Arce, Carlos 1980-83
 Artiach, Andoni 1997-98
 Arya, Matt 1991
 Ascolese, Joe. 1996-98, 2000

B

Baicher, Jeff 1989-90
 Ballouchy, Medhi 2004-05
 Barbarin, Jonathan 2005
 Barone, David 1986, 1988
 Barone, Michael 1984-87
 Barreras, Matt 1986-89
 Barreras, Nate. 1995-96
 Barrick, Peter 1997-98
 Bartlow, Philip 1987
 Battaglini, Paolo 1987
 Bauer, Chris 1988-91
 Bazan, Guy 1988-90
 Berry, Kevin 1994-95
 Biggam, Matt 2003-04
 Biondolillo, Stephen. 1999-01
 Bleyer, Keith. 1987
 Boesiger, Brian 1992-95
 Bourdage, Brendan. 1997-98
 Bravo, Paul 1989-90
 Broughton, Bruce. 1988-91
Brown, Ryan **2006**
 Brownell, Derick 1992-95
 Brumm, Paul 1984
 Buettner, Jeremy. 1994-96
 Burden, Keith 1998-01
Buttitta, Joe **2005-**

C

Callahan, Sean-Michael ... 1996-99
 Canel, Justin 1998-01
 Cannon, Joe 1995-97
 Carey, Jim 1984-87
 Carlson, Coby 1992
 Cashman, Audren 2000-03
 Chimienti, Anthony. 1998-01
 Clark, Chris 2004
Clubb, Aaron **2005-**
 Cochran, Peter 1991-93
 Cochrane, Ryan 2001-03
 Coelho, Tony 1984
 Coggan, Jeff 2006
Cosgriff, Jeff **2006-**
 Costello, Chuck 1980-83
 Cota, Tony 2000-01
 Cronin, Steve 2001-03
 Cruz, Alberto 1989-91, 1993
 Cullan, Joe 1993, 1995-96
Curry, Brian **2004-**
 Cunliffe, Jason 2001-2004

D

Danzeiser, Sean **2006-**
 Davis, Brett 1997-00

Davis, Rick 1977
 Denton, Eric 1996-99
 DeVey, Keith 2003-06
 Devlin, John 1982-84
 Dovey, Jackson 2002
 Duarte, Brett 1991-92
 Dudley, Ryan 1993-1994
 Dumlao, Rodney ... 1992, 1994-96

E

Elder, Greg 1983
 Erbst, Steve 1985-86
 Evensen, Swen 1984-85
 Ewers, Burke 1998-02
 Eyre, Adam 1996-99

F

Faller, Mark 1983
 Fambrough, Eric 1992-95
 Flohr, Mel 1986-88
 Fonseca, Kirk 2000-03
 Fox, John 1987
Frechette, Garrett **2006-**

G

Gallo, Robert 1986-89
 Gibson, Phil 1983-85
 Gilmore, Kellen 2000-03
 Gohring, Michael 1997-00
 Golbranson, Len 1983-85
 Griffin, Patrick 1991
 Guttadauro, Joe 1980-83
 Gutzman, Hector 2004-05

H

Hampton, Craig 1990-93
 Harkness, Kent 2002-04
 Harris, Derrick 1994-97
 Hatten, John 1988-90
Hatzke, Matt **2004-**
 Haugland, Chad 1992
 Herbst, Jon 1994-95
 Hiatt, Eric 1988-91
 Hickman, Michael 1999
 Holocher, Paul 1987-90
Hooker, Anton **2005-**
 Hunter, Mark 1980-83
 Hunter, Mike 1992

I

Igwe, Amaechi 2006
 Igwe, Kelechi 2002-05
 Irvine, Eric 2001-05

J

Jackson, Scott 1980-83
 Johnson, Philip 2000-01
 Johnson, Rusty 1998-01

K

Keister, Gary 1984-85
 Kelly, Brian 1982-84
 Kelly, Trevor 1990-93
 Knight, Zach 2001-04
 Koch, Eric 1982-84
 Kristensson, Ted 2005
 Kwesele, Mutanda 2005

L

Langworthy, Ken 1992
 Leonard, Michael 1999-00
Lowry, Peter **2004-**
 Lynch, Mike 1992-95

M

Magsaysay, Ronnie 2002
 Manning, Richard .. 1982-84, 1986
 Marinacci, Jeff 1998-99
Marquess, Matt **2005-**
Martin, Brian **2006-**
 Martinez, David 1982-83
 Masuda, Peter 1984-86
Matthews, Stryker **2005-**
McCarthy, Stephen **2006-**
 McDiarmid, Andrew .. 1984, 1986
 McGibben, Brad 1993
 McGuire, David 1993-94
 McLain, Scott 1999-02
 Mehrens, Kevin 1999-01
 Millward, Steve 1999-00
 Montoya, Alberto 1996
 Moore, Michael 1989
 Moran, Paul 2001
 Moreo, Christopher 2004-05
 Morrill, Chris 1999-00

N

Neel, Jerry 1985
 Neptune, Thomas 1999
 Nicholson, John 1984-86
 Nielsen, Paul 1983-85
 Novak, Michael 1996
 Noves, Joseph 1985

O

O'Brien, Daniel 1985
O'Connell, Jerred **2005-**
Ogunbiyi, Jide **2005-**

P

Palic, David 1985-88
 Pan, Jason 2001-04
 Percell, Shawn 1996-99
 Pipenbrock, Ted 1984-86
 Plageman, Fred 1983
 Posey, Curt 1997
 Prentice, Jeff 1994-97
 Purtell, Ryan 2002-2005

R

Rafuse, Jon 1984
 Rast, Cameron 1988-91
 Rast, Matt 1988-91
 Reinholdtsen, Rik 1988
Roberts, Jamil **2004-**
 Robertson, Steve 1986-89
 Rodopoulos, Aristotle. 1997-99
 Rogers, Tim 1989
 Roxas, Jerry 1998-99
 Rueda, Kevin 1987, 1989-91

S

Sauter, Chris **2006-**
 Schick, Grant 1990-93
 Schmidt, Brandon 1988-91
 Schmitz, Cardiff 2005
 Scott, Jeff 2002-05
 Shikasio, John 1980-83
 Skrade, Devin 2001-2004

Smith, Dan 1984
 Smith, Gordon 1980-83
 Smith, Jeremy 1987-90
 Smith, Kyle 1997-99
 Smith, Nathan 1997-98
 Smith, Richard 1980-83
Smith, Ross **2006-**
 Stewart, Jeff 1998-01
 Stiles, Chris 1988, 1990-92
 Storelli, Claudio 1999
 Strojnik, Peter 1995, 98
 Sweeney, Kevin 2001, 2005
Sweeney, Scott **2005-**

T

Tablin-Wolf, Alex 2002-05
 Temkin, Josh 1994-97
 Thomas, Mike 1993-96
 Totten, Jay 1996-99
 Trudeau, Mike 1984-86
 Troupe, Greg 1985-87

U

Upton, Matt 2000-03
 Ustruck, Erik 2003-06

V

Vallejo, Charles 1987
 Vargas, Jeff 1992-95
 Viale, John 1985
 Vincent, Geoff 1997
 Voss, Michael 1992

W


Walker, Jamil 2000-02
 Walker, Rahim 2001-02
 Weatherly, Will 2001-04
 Weiland, Michael 2002
 Wels, Tannen 2003-04
 Wilson, Chris 1994-97
 Wojciechowski, Mark. 1982-84
 Wolfe, Ryan 2002-05

Y

Yamamoto, Eric 1986-89
 Young, Danny 1985-86

Z

Zaratini, Peter 1992-94
Zlotoff, Ari **2006-**
 Zipprich, Stephen 2004



Kelechi Igwe



Buck Shaw Stadium



Named after former Santa Clara football coach, Lawrence T.

“Buck” Shaw, Buck Shaw Stadium has served as a showcase for some of Santa Clara University’s proudest athletic achievements since the facility opened in 1962. Besides serving as the home for the Bronco soccer team, the 6,800-seat facility also housed Santa Clara baseball until 2005.

The stadium was dedicated on October 6, 1962, prior to the football game between Santa Clara and Occidental, but was first used in the Broncos’ loss to UC Davis on Sept. 22, 1962. Through the years, the spirit of Buck Shaw has been kept alive by the many great athletes who have competed on the stadium’s turf over the past 44 years.

Buck Shaw Stadium earned national attention 11 years ago, when it played host to the 1996 NCAA Women’s College Cup. Earlier in the season, a crowd of 3,714, a SCU regular-season soccer attendance record, came to watch the Santa Clara women defeat top-ranked Notre Dame 3-1. On Dec. 6 and 8, a

packed house assembled to watch North Carolina beat Santa Clara, Notre Dame and Portland for the NCAA Championship. The two-day attendance of 17,600 was a record for the event, and the 8,800 that filled the expanded seating on each day of the tournament marked the largest crowds ever to watch a collegiate women’s soccer game in U.S. history.

In 1994, the facility served as the practice site for the Brazilian National Team during the World Cup competition. Brazil, the eventual World Cup Champions, practiced from May 26 through July 7 in front of full stands. Later in the competition, the Romanian squad also utilized Buck Shaw Stadium to prepare for its quarterfinal match with Sweden.

The Santa Clara men’s and women’s soccer teams have used the facility to great advantage. From 1988 through ‘92, the men’s squad put together a 43-match unbeaten streak in Buck Shaw, including five home victories in the NCAA Tournament in 1989 and ‘91. The women’s team has compiled a 183-25-12 mark on the home turf since 1986, including a 32-match win streak from 1997-2000, and in 1989, ‘90, ‘97, ‘98,

‘99, and ‘01 won an NCAA Regional at home to advance to the national semifinals. The women are 29-3-0 all time in NCAA Tournament play at Buck Shaw and had a 24-match unbeaten streak from 1997-2006.

The Santa Clara baseball team called the facility home from 1963-2005 before moving across the street into Stephen Schott Stadium in April of 2005. The football team compiled a 106-42-1 home record during its stay at Buck Shaw, including five seasons which saw the Broncos post perfect home records. In one stretch, Santa Clara won 20 consecutive home games.

Buck Shaw Stadium Directions

From Interstate 280, take Interstate 880 north toward Oakland. Exit at The Alameda, and follow The Alameda for approximately one mile as it winds into campus. Signs direct visitors to the Buck Shaw Stadium parking lot. From southbound Highway 101, exit at De La Cruz Boulevard. Veer right when De La Cruz splits between San Jose and Santa Clara. Turn right at Lafayette Street and then another right on El Camino Real. Buck Shaw Stadium will be on the right.

Records at Buck Shaw

Team

Most Goals
13, vs. Sacramento State, 10/29/80
Most Assists
13 vs. Sacramento State, 10/29/80;
vs. San Jose State, 9/19/89
Biggest Margin of Victory
13, vs. Sacramento State, 10/29/80
Most Shots
38, vs. CS Hayward, 9/17/94
Most Saves
7, vs. USE, 11/3/94 ; vs. FIU, 9/21/05

Fastest Goal
0:29, Alberto Cruz vs.
Sacramento State, 9/17/91

Opponent Team Records

Most Goals
5, four times, last by UCLA, 9/7/86
Most Assists
5, UCLA, 9/7/86
Biggest Margin of Victory
5, three times, last by UCLA, 9/7/86
Most Shots
36, California, 10/1/85
Most Saves
14, CS Stanislaus, 10/16/89

Individual

Most Goals
3, five times, last by Jamil Walker
vs. Saint Mary’s, 11/2/02
Most Assists
6, Mark Abele vs.
Sacramento State, 10/29/80
Most Shots
8, John Nicholson vs.
San Diego State, 9/25/85
Most Saves
7, Peter Zaratini vs. USE, 11/3/94;
Kevin Sweeney vs. FIU, 9/21/05

Top-10 Men’s Soccer Crowds at Buck Shaw Stadium

Date	Opponent	Att.
Nov. 18, 1989	Fresno State *	4,715
Sept. 22, 2006	San Jose State+	4,017
Dec. 2, 1995	Portland *	3,836
Nov. 23, 1991	Fresno State *	3,366
Sept. 21, 1996	California	3,213
Oct. 4, 1991	Washington	3,208
Sept. 19, 1990	UCLA	2,956
Nov. 13, 1993	USF *	2,700
Nov. 15, 1991	Stanford *	2,665
Sept. 18, 1993	California	2,632

* NCAA Tournament game; +Doubleheader

Santa Clara in Buck Shaw Stadium

Year	W	L	T	Pct.
1978	8	2	1	.773
1979	5	4	0	.556
1980	6	5	1	.542
1981	7	2	0	.778
1982	3	3	1	.500
1983	8	4	0	.667
1984	0	10	0	.000
1985	5	6	1	.438
1986	5	4	5	.536
1987	7	2	0	.778
1988	8	1	1	.850
1989	13	0	1	.964
1990	8	0	2	.900
1991	13	0	1	.964
1992	4	3	0	.571
1993	9	1	1	.864
1994	5	2	1	.688
1995	8	3	1	.708
1996	4	2	1	.643
1997	7	2	0	.778
1998	8	1	1	.850
1999	8	2	0	.800
2000	5	2	0	.714
2001	5	5	0	.500
2002	8	1	0	.889
2003	8	0	2	.900
2004	7	2	0	.778
2005	7	1	1	.833
2006	5	2	3	.650
Totals	194	72	25	.710



West Coast Conference



Loyola Marymount and Pepperdine, along with Fresno State, which left the league in 1958. It was during that initial expansion that the conference was named the West Coast Athletic Conference. The league shortened the name to West Coast Conference in 1989. Several other schools have owned membership in the WCC, including UC Santa Barbara (1965-69), UNLV (1969-75), Nevada (1969-79) and Seattle University (1971-80). All together, 15 different schools have competed in the West Coast Conference.

The long and rich history of the WCC demonstrates that success in intercollegiate athletics can be built on the foundation of values, character and academics.

A Mark of Consistency

The West Coast Conference now has the third longest streak of NCAA Division I conferences for consecutive years in a current alignment, as there hasn't been a change since Seattle University left the conference in 1980.

1. Ivy League 54 years
2. Pacific-10 29 years
3. West Coast 28 years



1200 Bayhill Drive, Suite 302
San Bruno, CA 94066
Office: (650) 873-8622
Fax: (650) 873-7846

www.wccsports.com

Commissioner: Michael Gilleran
Associate Commissioner/SWA: Gloria Nevarez
Assistant Commissioner: Doreen Magee
Associate Commissioner: Brad Walker
Director of Communications: Jae Wilson
Assistant Commissioner: Jen Swinton

The athletic facilities of the West Coast Conference run from the pine forests of the Pacific Northwest to the beaches of Southern California. Gonzaga, Loyola Marymount, Pepperdine, Portland, Saint Mary's, San Diego, San Francisco and Santa Clara make up the NCAA I-AAA league. All are private institutions with exceptional academic and athletic traditions.

The WCC is dedicated to providing opportunities for student-athletes to achieve their fullest potential, both on the playing field and in the classroom. The league is characterized by the stability of its membership, as only two conferences have been together longer, and its unique emphasis on combining excellence in athletics and academics.

A nationally-recognized and competitive force in intercollegiate athletics, the WCC sponsors 13 championships: baseball, basketball, cross country, golf, soccer and tennis for men; and basketball, cross country, golf, soccer, tennis, volleyball and crew for women. The league owns NCAA automatic bids in baseball, basketball, soccer, tennis, volleyball and men's golf. Current WCC members have won 20 NCAA team championships, as well as numerous individual titles. Many outstanding WCC student-athletes have also gone on to excel in professional sports.

From its inception in 1952 as the California Basketball Association, the conference expanded from five to eight schools in 1956 with the addition of current members

Current WCC Members

<u>Institution</u>	<u>Location</u>	<u>Enrollment</u>	<u>Alumni</u>	<u>Member Since</u>
Gonzaga University	Spokane, Wash.	6,108	30,795	1979
Loyola Marymount University	Los Angeles, Calif.	8,300	52,000	1955
Pepperdine University	Malibu, Calif.	8,000	70,900	1955
University of Portland	Portland, Ore.	3,300	16,221	1976
Saint Mary's College	Moraga, Calif.	4,768	27,514	1952
University of San Diego	San Diego, Calif.	7,200	40,000	1979
University of San Francisco	San Francisco, Calif.	8,000	78,050	1952
Santa Clara University	Santa Clara, Calif.	8,377	71,103	1952