



# West Coast Conference

## Final 2004-2005 Commissioner's Cup Standings

### Commissioner's Cup

Place	School	Points
1.	Santa Clara	66
2.	San Diego	61.5
3.	Pepperdine	57
t4.	Loyola Marymount	55
t4.	San Francisco	55
6.	Gonzaga	52.5
7.	Portland	51.5
8.	Saint Mary's	48

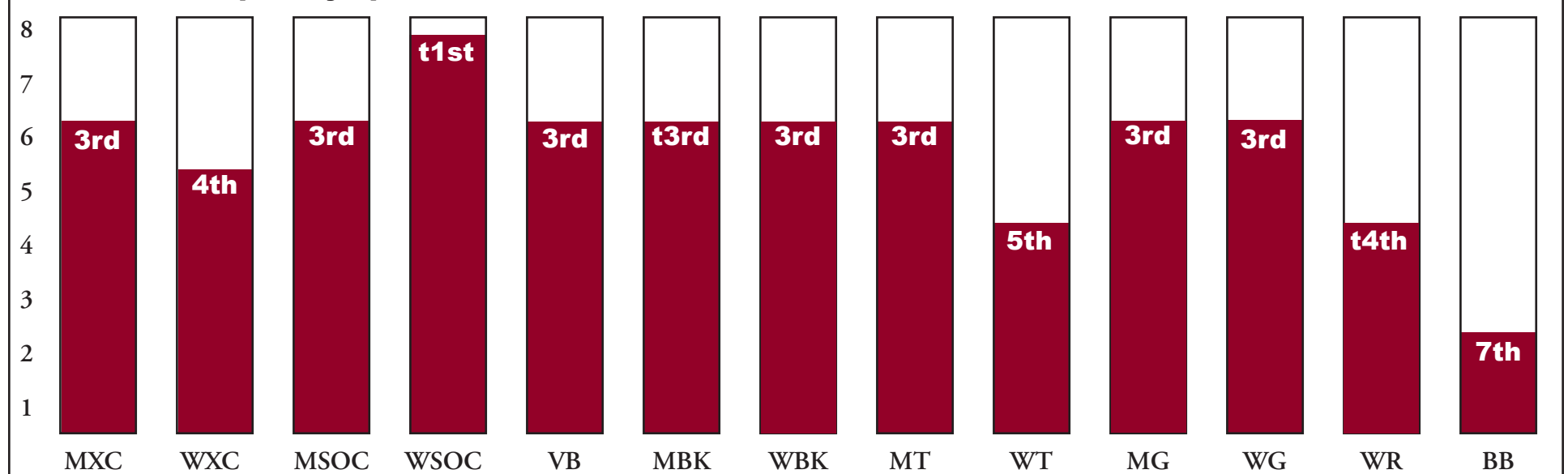
### Women's All-Sports Award

Place	School	Points
1.	Santa Clara	34.5
2.	San Diego	34
3.	Loyola Marymount	30
t4.	Gonzaga	28.5
t4.	Pepperdine	28.5
6.	San Francisco	27.5
7.	Portland	25.5
8.	Saint Mary's	23

### Men's All-Sports Award

Place	School	Points
1.	Santa Clara	31.5
2.	Pepperdine	28.5
t3.	San Diego	27.5
t3.	San Francisco	27.5
5.	Portland	26
t6.	Loyola Marymount	25
t6.	Saint Mary's	25
8.	Gonzaga	24

### Santa Clara's Sport-By-Sport Breakdown



Points are awarded based on regular-season or conference championship finish in 12 sports with 8 points for the champion, 7 for second-place, 6 for third-place, 5 for fourth-place, 4 for fifth-place, 3 for sixth-place, 2 for seventh place and one for eighth place. Points will be awarded for regular-season finish in baseball, men's and women's basketball, men's and women's soccer and women's volleyball and on conference championship finish in men's and women's cross country, men's golf, and men's and women's tennis. For purposes of this award, institutions will be awarded the higher of their finish in either women's golf or women's rowing. In sports with divisional play (baseball), regular season finish is determined by overall conference winning percentage. If an institution does not sponsor a conference sport it loses the opportunity to gain points. If two or more teams are tied in the final regular season or championship standings, the sum of the points for the tied positions will be divided equally among the tied teams.



# West Coast Conference

## Final 2003-2004 Commissioner's Cup Standings

### Commissioner's Cup

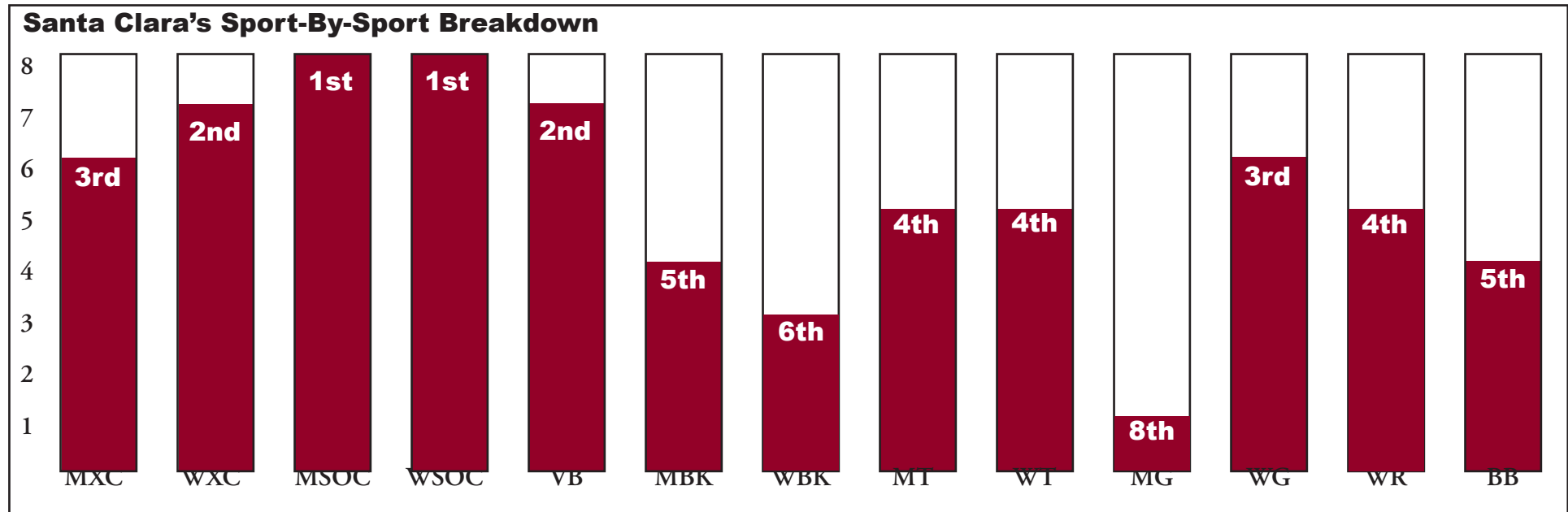
Place	School	Points
1.	Pepperdine	76
2.	Santa Clara	64
3.	Loyola Marymount	61.5
4.	Gonzaga	52
t5.	San Diego	51.5
t5.	Portland	51.5
7.	San Francisco	44.5
8.	Saint Mary's	44

### Women's All-Sports Award

Place	School	Points
1.	Pepperdine	41.5
2.	Santa Clara	36
3.	Loyola Marymount	33
4.	Portland	28.5
5.	Gonzaga	26
6.	San Diego	23.5
7.	Saint Mary's	22.5
8.	San Francisco	19

### Men's All-Sports Award

Place	School	Points
1.	Pepperdine	34.5
2.	Loyola Marymount	28.5
t3.	San Diego	28
t3.	Santa Clara	28
5.	Gonzaga	26
6.	San Francisco	25.5
7.	Portland	23
8.	Saint Mary's	21.5



Points are awarded based on regular-season or conference championship finish in 12 sports with 8 points for the champion, 7 for second-place, 6 for third-place, 5 for fourth-place, 4 for fifth-place, 3 for sixth-place, 2 for seventh place and one for eighth place. Points will be awarded for regular-season finish in baseball, men's and women's basketball, men's and women's soccer and women's volleyball and on conference championship finish in men's and women's cross country, men's golf, and men's and women's tennis. For purposes of this award, institutions will be awarded the higher of their finish in either women's golf or women's rowing. In sports with divisional play (baseball), regular season finish is determined by overall conference winning percentage. If an institution does not sponsor a conference sport it loses the opportunity to gain points. If two or more teams are tied in the final regular season or championship standings, the sum of the points for the tied positions will be divided equally among the tied teams.



# West Coast Conference

## Final 2002-2003 Commissioner's Cup Standings

### Commissioner's Cup

Place	School	Points
1.	Pepperdine	78.5
2.	Santa Clara	69.5
3.	San Diego	66
4.	Portland	54.5
5.	San Francisco	52
6.	Loyola Marymount	49
7.	Gonzaga	44
8.	Saint Mary's	31.5

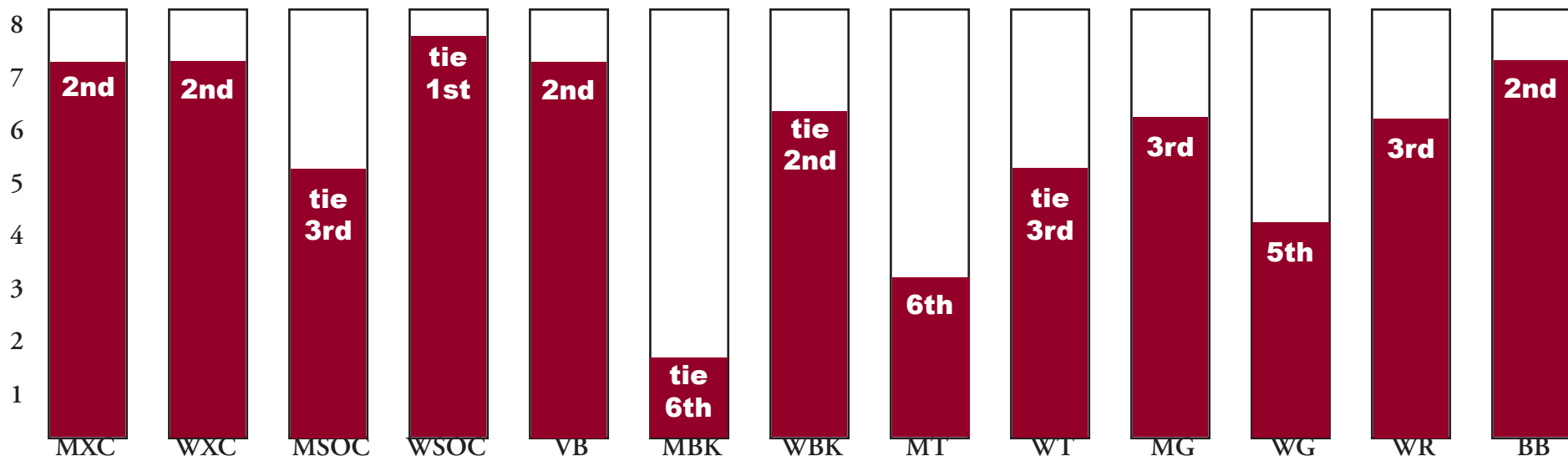
### Women's All-Sports Award

Place	School	Points
1.	Pepperdine	44.5
2.	Santa Clara	39.5
3.	San Diego	33
4.	Portland	28.5
5.	Loyola Marymount	25
6.	Gonzaga	22.5
7.	San Francisco	21
8.	Saint Mary's	16

### Men's All-Sports Award

Place	School	Points
1.	Pepperdine	34
2.	San Diego	33
3.	San Francisco	31
4.	Santa Clara	30
5.	Portland	26
6.	Loyola Marymount	24
7.	Gonzaga	21.5
8.	Saint Mary's	15.5

### Santa Clara's Sport-By-Sport Breakdown



Points are awarded based on regular-season or conference championship finish in 12 sports with 8 points for the champion, 7 for second-place, 6 for third-place, 5 for fourth-place, 4 for fifth-place, 3 for sixth-place, 2 for seventh place and one for eighth place. Points will be awarded for regular-season finish in baseball, men's and women's basketball, men's and women's soccer and women's volleyball and on conference championship finish in men's and women's cross country, men's golf, and men's and women's tennis. For purposes of this award, institutions will be awarded the higher of their finish in either women's golf or women's rowing. In sports with divisional play (baseball), regular season finish is determined by overall conference winning percentage. If an institution does not sponsor a conference sport it loses the opportunity to gain points. If two or more teams are tied in the final regular season or championship standings, the sum of the points for the tied positions will be divided equally among the tied teams.



# West Coast Conference

## Final 2001-2002 Commissioner's Cup Standings

### Commissioner's Cup

Place	School	Points
1.	Pepperdine	76.5
2.	Santa Clara	72
3.	San Diego	63
4.	Portland	57
5.	Loyola Marymount	51
6.	San Francisco	44.5
7.	Saint Mary's	42
8.	Gonzaga	40

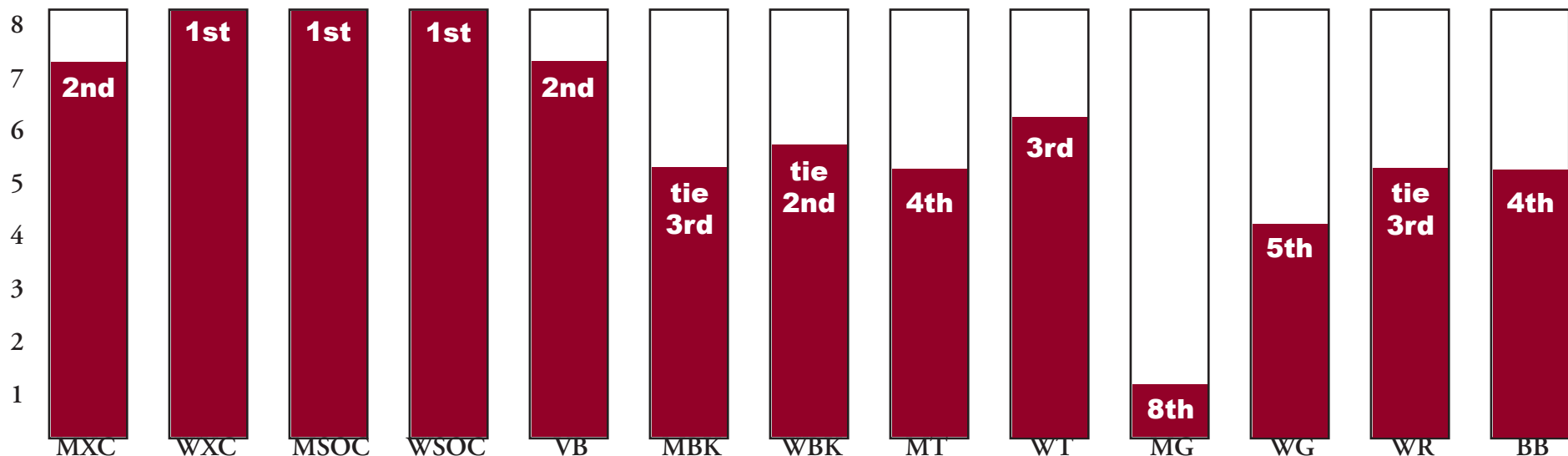
### Women's All-Sports Award

Place	School	Points
t1.	Santa Clara	40.5
t1.	Pepperdine	40.5
t3.	Portland	29
t3.	San Diego	29
5.	Loyola Marymount	28
t6.	Saint Mary's	24
t6.	San Francisco	24
8.	Gonzaga	16

### Men's All-Sports Award

Place	School	Points
1.	Pepperdine	36
2.	San Diego	34
3.	Santa Clara	31.5
4.	Portland	28
5.	Gonzaga	24
6.	Loyola Marymount	23
7.	San Francisco	20.5
8.	Saint Mary's	18

### Santa Clara's Sport-By-Sport Breakdown



Points are awarded based on regular-season or conference championship finish in 12 sports with 8 points for the champion, 7 for second-place, 6 for third-place, 5 for fourth-place, 4 for fifth-place, 3 for sixth-place, 2 for seventh place and one for eighth place. Points will be awarded for regular-season finish in baseball, men's and women's basketball, men's and women's soccer and women's volleyball and on conference championship finish in men's and women's cross country, men's golf, and men's and women's tennis. For purposes of this award, institutions will be awarded the higher of their finish in either women's golf or women's rowing. In sports with divisional play (baseball), regular season finish is determined by overall conference winning percentage. If an institution does not sponsor a conference sport it loses the opportunity to gain points. If two or more teams are tied in the final regular season or championship standings, the sum of the points for the tied positions will be divided equally among the tied teams.