

2006 SPIDER BASEBALL SCHOLARSHIPS



Alex Hale

THE MALCOLM U. PITT SCHOLARSHIP

In 1980, the University of Richmond established the Malcolm U. Pitt Scholarship in honor of one of its greatest athletic figures. A long-time coach and administrator, Pitt will forever be a legend in Richmond sport annals. Pitt, who died in 1985, headed the baseball program for 38 years and compiled a 426-257-5 record.

He also guided the basketball squad for 20 seasons and was the University's Director of Athletics for 25 years.

Pitt's success is not measured by these numbers or the number of men he sent on to professional ball. It is best measured by the helping hand he held out to others.

This year's recipient of the Malcolm U. Pitt Scholarship is Alex Hale.

Past Recipients

- 1981 - Ken Harvey
- 1982 - Ken Harvey
- 1983 - Ken Harvey
- 1984 - Dan McMurtrie
- 1985 - John Krivak
- 1986 - C.P. Richardson
- 1987 - C.P. Richardson
- 1988 - C.P. Richardson
- 1989 - C.P. Richardson
- 1990 - Mark Sweeney
- 1991 - Sean Gavaghan
- 1992 - Sean Gavaghan
- 1993 - Tom Scioscia

- 1994 - Tom Scioscia
- 1995 - Justin Lamber
- 1996 - Justin Lamber
- 1997 - Justin Lamber
- 1998 - Jeff Kenney
- 1999 - Jeff Kenney
- 2000 - G.R. Schalick
- 2001 - Adam Tidball
- 2002 - Adam Tidball
- 2003 - Adam Tidball
- 2004 - Matt Francavillo
- 2005 - Alex Hale
- 2006 - Alex Hale



Rob Berzinskas

THE PATRICIA COCHRAN CECIL SCHOLARSHIP

In 1981, the Patricia Cochran Cecil Scholarship was established by Donald Cecil in memory of his wife. Mrs. Cecil was an avid sports enthusiast and a long-time supporter of University of Richmond athletics. Although she loved all sports, her attention and allegiance were toward baseball since her son, Tim, played for the Spiders from 1977-80.

Mrs. Cecil's zestful enthusiasm continues through a scholarship presented annually in her name. Every year the member of the Richmond baseball team who best personifies that same enthusiasm and dedication both on the playing field and in the classroom receives the award.

This year's recipient of the Patricia Cochran Cecil Scholarship is Rob Berzinskas.

Past Recipients

- 1983 - Ken Harvey
- 1984 - Ken Harvey
- 1985 - Mark Turner
- 1986 - Mark Turner
- 1987 - Rob Reid
- 1988 - Rob Reid
- 1989 - Rob Reid
- 1990 - Rick Jarvis
- 1991 - Rick Jarvis
- 1992 - Steve Bernhardt
- 1993 - Kevin McNamara
- 1994 - Jeff Dausch

- 1995 - Sean Casey
- 1996 - Mike Walton
- 1997 - David Luca
- 1998 - Robbie Preston
- 1999 - Nate Rewers
- 2000 - John Nathans
- 2001 - John Nathans
- 2002 - Mike McGirr
- 2003 - Mike McGirr
- 2004 - Jim Fasano
- 2005 - John Cronin
- 2006 - Rob Berzinskas



Ja Jones

THE C. PORTER VAUGHAN, JR., SCHOLARSHIP

The C. Porter Vaughan, Jr., Endowed Baseball Scholarship Fund was established in the fall of 1991 and recognizes one of the greatest players in the history of Richmond baseball. Mr. Vaughan starred for the Spiders from 1938-40 and went on to enjoy an excellent professional career.

Mr. Vaughan remains active at his alma mater as a trustee and is Chairman of the Board of C. Porter Vaughan Realtors in Richmond.

The C. Porter Vaughan, Jr., Scholarship is awarded annually to a Spider baseball player and this year's recipient is Ja Jones.



2005 RESULTS

OVERALL: 22-35 HOME: 11-14 AWAY: 8-18 NEUTRAL: 3-3 ATLANTIC 10: 12-12

Date	Opponent	Score	R-H-E	R-H-E	Inns.	Overall	A-10	Pitcher Of Record	Att.	Time
!Feb 18, 2005	vs Coppin State	W 11-7	11-10-2	7-10-4	9	1-0-0	0-0-0	Alas (W 1-0)	221	3:00
!Feb 19, 2005	vs Old Dominion	4-5 L	4-5-1	5-9-4	9	1-1-0	0-0-0	Stewart (L 0-1)	359	2:40
!Feb 20, 2005	at The Citadel	W 5-2	5-12-5	2-3-3	(10)	2-1-0	0-0-0	Alas (W 2-0)	642	3:12
Feb 23, 2005	VMI	7-17 L	7-11-3	17-14-0	9	2-2-0	0-0-0	Stewart (L 0-2)	243	3:14
Feb 26, 2005	DELAWARE	3-7 L	3-7-1	7-8-0	7	2-3-0	0-0-0	Alas (L 2-1)	-	2:03
Feb 26, 2005	DELAWARE	W 2-1	2-8-0	1-7-3	9	3-3-0	0-0-0	Jones (W 1-0)	382	2:18
Feb 27, 2005	DELAWARE	0-7 L	0-5-1	7-8-0	9	3-4-0	0-0-0	Berzinskas (L 0-1)	221	2:29
Mar 06, 2005	PRINCETON	W 7-6	7-7-2	6-4-3	9	4-4-0	0-0-0	Cronin (W 1-0)	-	2:44
Mar 06, 2005	PRINCETON	W 2-1	2-6-1	1-7-0	7	5-4-0	0-0-0	Berzinskas (W 1-1)	231	1:49
Mar 10, 2005	VCU	1-20 L	1-5-2	20-17-4	9	5-5-0	0-0-0	Alas (L 2-2)	213	3:24
Mar 11, 2005	VCU	4-6 L	4-8-3	6-7-0	9	5-6-0	0-0-0	Owens (L 0-1)	224	2:57
Mar 12, 2005	at VCU	6-9 L	6-11-3	9-9-1	9	5-7-0	0-0-0	Berzinskas (L 1-2)	143	2:23
Mar 13, 2005	at VCU	8-16 L	8-11-2	16-15-3	9	5-8-0	0-0-0	Jones (L 1-1)	111	3:19
Mar 15, 2005	TOWSON	W 11-8	11-11-1	8-10-1	9	6-8-0	0-0-0	Hale (W 1-0)	203	3:00
Mar 16, 2005	at Old Dominion	4-16 L	4-11-5	16-21-0	9	6-9-0	0-0-0	Owens (L 0-2)	102	2:33
*Mar 19, 2005	XAVIER	W 4-3	4-8-2	3-6-1	(11)	7-9-0	1-0-0	Cronin (W 2-0)	-	2:27
*Mar 19, 2005	XAVIER	W 11-10	11-13-2	10-11-0	7	8-9-0	2-0-0	Alas (W 3-2)	421	2:28
*Mar 20, 2005	XAVIER	W 4-2	4-9-1	2-7-1	9	9-9-0	3-0-0	Owens (W 1-2)	387	2:10
Mar 22, 2005	UMBC	8-10 L	8-16-2	10-13-0	9	9-10-0	3-0-0	Solan (L 0-1)	224	3:08
*Mar 26, 2005	at Temple	W 1-0	1-5-0	0-4-0	7	10-10-0	4-0-0	Berzinskas (W 2-2)	-	1:57
*Mar 26, 2005	at Temple	W 3-1	3-4-0	1-6-1	(8)	11-10-0	5-0-0	Duclos (W 1-0)	150	2:01
*Mar 27, 2005	at Temple	W 6-3	6-9-4	3-4-1	9	12-10-0	6-0-0	Alas (W 4-2)	100	2:55
Mar 30, 2005	WILLIAM & MARY	W 4-0	4-7-0	0-3-2	9	13-10-0	6-0-0	Alas (W 5-2)	462	2:15
*Apr 02, 2005	ST. BONA.	0-1 L	0-6-0	1-7-0	7	13-11-0	6-1-0	Berzinskas (L 2-3)	249	1:39
*Apr 03, 2005	ST. BONA.	W 4-2	4-5-2	2-5-1	7	14-11-0	7-1-0	Jones (W 2-1)	-	1:35
*Apr 03, 2005	ST. BONA.	4-6 L	4-10-2	6-14-3	(14)	14-12-0	7-2-0	Cronin (L 2-1)	433	4:22
Apr 05, 2005	at Towson	3-30 L	3-13-0	30-21-0	9	14-13-0	7-2-0	Solan (L 0-2)	150	2:44
Apr 06, 2005	VIRGINIA TECH	0-2 L	0-5-1	2-7-2	9	14-14-0	7-2-0	Alas (L 5-3)	471	2:06
*Apr 09, 2005	at Rhode Island	1-10 L	1-6-3	10-9-1	7	14-15-0	7-3-0	Berzinskas (L 2-4)	-	2:12
*Apr 09, 2005	at Rhode Island	1-14 L	1-3-1	14-17-1	7	14-16-0	7-4-0	Jones (L 2-2)	117	2:17
*Apr 10, 2005	at Rhode Island	4-9 L	4-5-2	9-14-0	9	14-17-0	7-5-0	Duclos (L 1-1)	163	2:27
Apr 12, 2005	at George Mason	6-12 L	6-7-0	12-13-4	9	14-18-0	7-5-0	Cronin (L 2-2)	128	2:48
Apr 13, 2005	JAMES MADISON	1-5 L	1-8-1	5-10-0	9	14-19-0	7-5-0	Alas (L 5-4)	212	2:06
*Apr 16, 2005	G. WASHINGTON	1-2 L	1-3-0	2-3-1	7	14-20-0	7-6-0	Berzinskas (L 2-5)	-	1:41
*Apr 16, 2005	G. WASHINGTON	3-4 L	3-9-1	4-10-0	7	14-21-0	7-7-0	Jones (L 2-3)	414	1:47
*Apr 17, 2005	G. WASHINGTON	W 10-9	10-12-1	9-11-2	9	15-21-0	8-7-0	Owens (W 2-2)	425	3:25
Apr 19, 2005	LIBERTY	6-14 L	6-9-2	14-16-1	9	15-22-0	8-7-0	Berzinskas (L 2-6)	224	2:45
Apr 20, 2005	at James Madison	7-12 L	7-10-5	12-13-0	9	15-23-0	8-7-0	Richardson (L 0-1)	222	3:00
May 03, 2005	at Virginia	0-11 L	0-5-1	11-13-0	9	15-24-0	8-7-0	Alas (L 5-5)	950	2:20
May 04, 2005	at Virginia Tech	6-18 L	6-11-5	18-14-0	9	15-25-0	8-7-0	Solan (L 0-3)	208	3:00
*May 06, 2005	at La Salle	W 5-4	5-10-2	4-5-0	9	16-25-0	9-7-0	Berzinskas (W 3-6)	114	2:53
*May 07, 2005	at La Salle	W 7-4	7-7-0	4-7-2	7	17-25-0	10-7-0	Owens (W 3-2)	-	2:18
*May 07, 2005	at La Salle	W 10-4	10-13-2	4-7-4	7	18-25-0	11-7-0	Jones (W 3-3)	161	2:24
May 09, 2005	RADFORD	3-10 L	3-10-3	10-13-0	9	18-26-0	11-7-0	Rice (L 0-1)	238	2:39
May 10, 2005	RADFORD	W 8-6	8-10-1	6-10-1	9	19-26-0	11-7-0	Alas (W 6-5)	288	2:45
May 12, 2005	at William & Mary	2-6 L	2-6-4	6-13-0	9	19-27-0	11-7-0	Stewart (L 0-3)	327	2:28
*May 15, 2005	at Duquesne	3-4 L	3-3-1	4-5-2	7	19-28-0	11-8-0	Berzinskas (L 3-7)	-	1:58
*May 15, 2005	at Duquesne	W 9-1	9-15-1	1-8-4	7	20-28-0	12-8-0	Owens (W 4-2)	173	2:27
*May 16, 2005	at Duquesne	7-8 L	7-13-1	8-15-1	9	20-29-0	12-9-0	Cronin (L 2-3)	109	3:18
May 17, 2005	at Liberty	2-10 L	2-5-3	10-8-1	9	20-30-0	12-9-0	Richardson (L 0-2)	116	2:28
*May 19, 2005	at Dayton	1-2 L	1-8-2	2-5-0	7	20-31-0	12-10-0	Alas (L 6-6)	111	1:45
*May 20, 2005	at Dayton	0-8 L	0-5-5	8-7-1	7	20-32-0	12-11-0	Berzinskas (L 3-8)	-	1:50
*May 20, 2005	at Dayton	8-10 L	8-11-5	10-13-4	9	20-33-0	12-12-0	Duclos (L 1-2)	163	2:59
#May 25, 2005	vs Fordham	W 4-1	4-9-4	1-8-2	(13)	21-33-0	12-12-0	Alas (W 7-6)	213	3:46
#May 26, 2005	vs George Washington	W 10-3	10-12-3	3-11-3	9	22-33-0	12-12-0	Owens (W 5-2)	248	2:55
#May 27, 2005	vs Rhode Island	3-8 L	3-8-2	8-11-0	9	22-34-0	12-12-0	Jones (L 3-4)	162	2:38
#May 27, 2005	vs George Washington	4-10 L	4-8-1	10-11-0	9	22-35-0	12-12-0	Cronin (L 2-4)	116	3:05

! - Homewood Suites Shootout at Riley Park (Charleston, S.C)

* - Atlantic 10 Conference Game

- Atlantic 10 Conference Tournament at Fifth Third Field (Dayton, Ohio)

2005 OVERALL STATISTICS

2005 HITTING STATISTICS

Player	AVG	GP-GS	AB	R	H	2B	3B	HR	RBI	TB	SLG%	BB	HBP	SO	GDP	OB%	SF	SH	SB-ATT
Ben Zeskind	.365	53-53	211	37	77	16	1	6	32	113	.536	25	0	33	0	.427	3	0	15-19
Andrew Justice	.301	57-57	209	35	63	9	2	3	22	85	.407	24	6	29	3	.389	0	6	11-12
Alex Hale	.292	50-48	161	19	47	3	0	2	18	56	.348	16	5	31	3	.372	1	8	3-4
Joe Mahoney	.268	57-57	224	25	60	9	0	9	41	96	.429	14	2	38	4	.315	1	0	3-3
Joe White	.266	52-50	177	24	47	7	0	0	22	54	.305	19	6	33	4	.350	4	5	1-4
Hank Coogan	.264	27-13	53	6	14	0	0	0	4	14	.264	0	1	15	3	.278	0	5	0-0
Matt McKenna	.258	51-51	178	23	46	9	3	4	27	73	.410	16	0	45	5	.320	0	8	4-6
Anthony Sandstrom	.232	54-52	185	22	43	7	0	5	23	65	.351	15	1	41	3	.291	2	6	1-1
Vince Riggi	.190	46-30	116	17	22	6	0	1	7	31	.267	5	0	26	4	.221	1	0	3-4
Ryan Metzroth	.189	36-24	90	14	17	5	1	0	5	24	.267	10	3	33	0	.288	1	2	2-2
Austin Reilly	.180	55-55	167	23	30	8	2	0	17	42	.251	18	6	53	3	.281	1	9	7-8
Drew Poiter	.176	34-23	74	12	13	1	0	2	15	20	.270	19	6	20	2	.380	1	1	1-2
Lee Rattigan	.000	10-0	2	2	0	0	0	0	0	0	.000	0	0	2	0	.000	0	0	0-0
John Cronin	.000	4-0	0	0	0	0	0	0	0	0	.000	0	0	0	0	.000	0	0	1-1
Totals	.259	57-57	1847	259	479	80	9	32	233	673	.364	181	36	399	34	.335	15	50	52-66
Opponents	.292	57-57	1907	417	557	111	12	47	365	833	.437	296	57	374	37	.399	22	36	101-138

LOB - Team (421), Opp (480).

DPs turned - Team (48), Opp (42).

CI - Team (4), Hale 4.

IBB - Team (7), Mahoney 2, Zeskind 2, Riggi 1, Justice 1, Hale 1, Opp (13).

Picked off - Hale 3, Zeskind 2, Justice 1, McKenna 1.

2005 PITCHING STATISTICS

Player	ERA	W-L	APP	GS	CG	SHO/CBO	SV	IP	H	R	ER	BB	SO	2B	3B	HR	AB	B/Avg	WP	HBP	BK
Anthony Sandstrom	0.00	0-0	1	0	0	0/0	0	2.0	4	3	0	3	0	1	0	0	10	.400	1	0	0
Alex Hale	1.64	1-0	10	0	0	0/1	1	11.0	6	3	2	8	9	0	0	1	38	.158	1	2	0
Rob Berzinskas	3.54	3-8	17	14	3	0/1	0	84.0	71	48	33	39	102	14	0	7	317	.224	5	3	0
Stephen Owens	3.75	5-2	16	12	1	0/0	0	74.1	81	41	31	28	46	22	2	4	287	.282	3	8	1
Ja Jones	5.05	3-4	16	12	3	0/0	0	71.1	84	54	40	38	46	17	2	6	283	.297	3	4	0
John Richardson	5.06	0-2	10	3	0	0/0	1	26.2	35	19	15	12	8	4	0	5	111	.315	2	2	2
Lee Rattigan	5.06	0-0	10	0	0	0/0	0	21.1	25	19	12	10	18	5	2	3	92	.272	2	2	0
Brian Alas	6.15	7-6	21	10	1	0/1	0	74.2	86	60	51	33	61	15	3	9	297	.290	9	14	0
Derek Duclos	6.17	1-2	9	1	0	0/1	1	11.2	14	12	8	9	8	2	1	1	46	.304	2	2	0
John Cronin	8.53	2-4	21	2	0	0/2	5	38.0	49	39	36	36	29	12	0	2	150	.327	9	6	1
Brad Loveless	9.00	0-0	1	0	0	0/0	0	2.0	6	2	2	0	2	3	0	0	12	.500	0	1	0
Tim Rice	10.29	0-1	11	1	0	0/0	0	14.0	10	19	16	28	14	1	0	2	52	.192	11	2	0
Wyatt Stewart	16.71	0-3	14	0	0	0/0	0	21.0	47	47	39	17	16	9	1	6	109	.431	1	4	0
Sean Radke	16.88	0-0	2	0	0	0/0	0	2.2	6	5	5	6	2	0	0	0	13	.462	0	2	1
David Solan	17.69	0-3	12	2	0	0/0	0	19.1	27	39	38	27	12	5	0	1	81	.333	4	4	0
Andrew Justice	54.00	0-0	2	0	0	0/0	0	1.0	6	7	6	2	1	1	1	0	9	.667	0	1	0
Totals	6.33	22-35	57	57	8	2/2	8	475.0	557	417	334	296	374	111	12	47	1907	.292	53	57	5
Opponents	4.02	35-22	57	57	11	5/3	10	483.0	479	259	216	181	399	80	9	32	1847	.259	48	36	12

PB - Team (16), Hale 9, Coogan 7, Opp (13).

Pickoffs - Team (3), Hale 1, Rice 1, Alas 1, Opp (7).

SBA/ATT - Hale (71-102), Coogan (33-38), Alas (20-25), Owens (12-20), Berzinskas (12-18), Cronin (13-16), Jones (7-15), Richardson (11-12), Solan (9-10), Rice (7-8), Rattigan (5-6), Duclos (0-2), Stewart (1-1), Radke (0-1), Loveless (1-1).

SPIDERS IN THE PROS

FORMER RICHMOND PLAYERS IN PROFESSIONAL BASEBALL

Andy Allanson (1981-83)
 *Dick Balderson (1966-68)
 Bobby Basham (1998-01)
 Steve Bernhardt (1989-92)
 Chuck Boone (1957-60)
 Jeff Brown (1981-84)
 Keith Brown (1993-94)
 Mark Budzinski (1992-95)
 Lew Burdette (1946)
 *Bill Burge
 Casey Burns (1998-99)
 Steve Burton (1988-91)
 *Sean Casey (1993-95)
 Tim Cecil (1976-79)
 Vito Chiaravalloti (2000-03)
 Lou Ciola (1943)
 Dick Cooke (1975-78)

Matt Craig (2000-02)
 Bob Debord (1982)
 John Dorman (1994-97)
 John Duffy (1994-97)
 Mike Dwyer (1996-99)
 Jim Fasano (2002-04)
 Mark Foster (1990-93)
 Sean Gavaghan (1989-92)
 Frank Griffith (1961-62)
 Greg Harding (1986-88)
 Ken Harvey (1980-83)
 Kevin Harvey (1975-78)
 Herbert Hash (1937)
 Stuart Hoskins (1940)
 Wayne Hoy (1991-94)
 Nic Jackson (1998-00)
 *Bucky Jacobs (1937)

Rick Jarvis (1987-90)
 *Brian Jordan (1986-88)
 Erskine Kelly (1990-92)
 Jeff Kenney (1996-99)
 *George Lacy (1937)
 Justin Lamber (1995-97)
 Josh Lamberg (1997-00)
 Brian Lane
 Mead Langhorne (1982)
 Bobby LeNoir (2001-04)
 Dalton Maine (1991-94)
 Renie Martin (1974-77)
 Thomas Martin (2001-04)
 Mike McGirr (2000-03)
 Chris McMullan (1987-90)
 John Nathans
 Bryan Pritz (2001-04)

David Reaver (2000-03)
 Nate Rewers (1996-99)
 Tim Rice (2002-05)
 Craig Saccavino (1989-92)
 Jack Sanford (1938-39)
 Bobby St. Pierre (1993-95)
 G.R. Schalick (1997-00)
 Mike Smith (1997-00)
 Tim Stauffer (2001-03)
 Mark Sweeney (1987-90)
 Andy Szarko (1990-93)
 Adam Tidball (2001-03)
 Porter Vaughan (1938-40)

**The University of Richmond welcomes any additional information – please contact Scott Meyer (smeyer@richmond.edu)
 (Years attended Richmond in parentheses)
 *Member of Richmond Hall of Fame

MLB DRAFTED PLAYERS IN THE LAST NINE YEARS

Year	Rd.	Player	Team
2005	28th	Derek Duclos	New York Yankees
2004	9th	Jim Fasano	Texas Rangers
	13th	Thomas Martin	San Francisco Giants
	21st	Bobby Lenoir	Texas Rangers
2003	36th	Tim Rice	Pittsburgh Pirates
	1st	Tim Stauffer	San Diego Padres
	8th	Mike McGirr	Oakland Athletics
	10th	David Reaver	New York Mets
	15th	Vito Chiaravalloti	Toronto Blue Jays
2002	28th	Adam Tidball	Chicago Cubs
	3rd	Matt Craig	Chicago Cubs

2001	7th	Bobby Basham	Cincinnati Reds
	18th	Brian Lane	Boston Red Sox
2000	3rd	Nic Jackson	Chicago Cubs
	5th	Mike Smith	Toronto Blue Jays
1999	1st	Casey Burns	San Diego Padres
	13th	Mike Dwyer	Boston Red Sox
	35th	Jeff Kenney	Milwaukee Brewers
1997	43rd	Nate Rewers	Cincinnati Reds
	17th	Justin Lamber	Kansas City Royals
1995	7th	Bobby St. Pierre	New York Yankees
	2nd	Sean Casey	Cleveland Indians
	23rd	Mark Budzinski	Cleveland Indians




Sean Casey led the nation in hitting as a junior at Richmond, and played from 1993-95. He was recently traded to the Pittsburgh Pirates.



Nic Jackson was at Richmond from 1998-2000 before being drafted by the Chicago Cubs in the third round of the 2000 draft.



Tim Stauffer played at Richmond from 2001-03 and is the highest player ever drafted out of Richmond (fourth overall in 2003). Stauffer made his major league debut last season with the San Diego Padres.



Mark Budzinski played at Richmond from 1992-95 and was part of the 2001 Team USA World Cup squad which won the silver medal in Taipei, Taiwan. He is currently in the Philadelphia Phillies' organization.



Mike Smith played for Richmond from 1997-2000 and finished last season in the Philadelphia Phillies' organization.



Bobby Basham played at Richmond from 1998-2001 and is now in the Cincinnati Reds' organization.



Matt Craig was a Spider from 2000-02 and is currently in the Chicago Cubs' farm system.



Brian Jordan was a two-sport athlete at Richmond from 1986-88, before being drafted in 1988 by the St. Louis Cardinals. He finished last season with the Atlanta Braves.

ALL-TIME TEAM RECORDS

SINGLE-SEASON RECORDS	
Games Played	2002.....66
Winning Percentage	1930.....(12-1) .923
Wins	2002.....53
Losses	2005.....35
Win Streak	1935.....14
Batting Average	1926......355

Slugging Percentage	1999.....537
At Bats	2002.....2196
Runs	2002.....497
Hits	2002.....682
RBI	2002.....453
Doubles	2002.....150

Triples	1985.....20
Home Runs	1999.....101
Walks	1994.....301
Stolen Bases	2003.....116
Strikeouts	1999.....463
Earned Run Average	1967.....1.98

SINGLE-GAME RECORDS	
Longest Game	197817 innings vs. FDU
Runs	199628 vs. George Washington
Runs Allowed	200530 vs. Towson



YEARLY LEADERS

HITTING

BATTING AVERAGE

1990	Jordan Matter	...387
1991	Steve Burton	...384
1992	Steve Bernhardt	...353
1993	Sean Casey	...386
1994	Tom Scioscia	...398
1995	Sean Casey	...461
1996	Matt Pusey	...400
1997	Matt Pusey	...401
1998	Mike Dwyer	...356
1999	Nate Rewers	...413
2000	Matt Craig	...365
2001	Bryan Pritz	...349
2002	David Reaver	...391
2003	Ben Zeskind	...366
2004	A.J. Board	...335
2005	Ben Zeskind	...365

HOME RUNS

1990	Steve Burton	...11
1991	Steve Burton	...10
1992	Tom Scioscia	...11
1993	Jeff Dausch	...6
1994	Jeff Dausch	...14
1995	Sean Casey	...14
1996	Justin Lamber	...11
1997	Matt Pusey	...15
1998	Mike Dwyer	...24
1999	Mike Dwyer	...21
2000	G.R. Schalick	...12
2001	Vito Chiaravalloti	...17
2002	Vito Chiaravalloti	...23
2003	Jim Fasano	...16
2004	Jim Fasano	...18
2005	Joe Mahoney	...9

RBI

1990	Steve Burton	...46
1991	Steve Burton	...58
1992	Mark Foster	...41
1993	Tom Scioscia	...37
1994	Jeff Dausch	...65
1995	Sean Casey	...70
1996	Justin Lamber	...44
1997	Matt Pusey	...85
1998	Mike Dwyer	...72
1999	Mike Dwyer	...78
2000	Matt Craig	...47
2001	Vito Chiaravalloti	...60
2002	Vito Chiaravalloti	...86
2003	Jim Fasano	...68
2004	Jim Fasano	...62
2005	Joe Mahoney	...41

RUNS

1990	Mark Foster	...40
1991	Steve Bernhardt	...50
1992	Tom Scioscia	...39
1993	Jeff Dausch	...44
1994	Jeff Dausch	...60
1995	Mark Budzinski	...73
1996	John Dorman	...63
1997	John Wagler	...70
1998	Jeff Kenney	...67
1999	Mike Dwyer	...77
2000	Matt Craig	...51
2001	Vito Chiaravalloti	...59
2002	Bryan Pritz	...78
2003	David Reaver	...53
2004	Ben Zeskind	...50
2005	Ben Zeskind	...37

HITS

1990	Jordan Matter	...72
1991	Steve Burton	...68
1992	Steve Bernhardt	...66
1993	Sean Casey	...66
1994	Sean Casey	...83
1995	Sean Casey	...89
1996	John Dorman	...62
1997	Matt Pusey	...101
1998	Mike Dwyer	...88
1999	Mike Dwyer	...94
2000	Matt Craig	...73
2001	Bryan Pritz	...76
2002	David Reaver	...104
2003	Ben Zeskind	...78
2004	Ben Zeskind	...66
2005	Ben Zeskind	...77

STOLEN BASES

1990	Mark Foster	...7
1991	Chris Piela	...16
1992	Chris Piela	...14
1993	Chris Piela	...18
1994	Jeff Dausch	...13
1995	John Dorman	...26
1996	John Dorman	...24
1997	John Wagler	...28
1998	John Wagler	...35
1999	Jeff Kenney	...20
2000	Dan Phipps	...10
2001	Bryan Pritz	...22
2002	David Reaver	...32
2003	Bobby LeNoir	...29
2004	Bobby LeNoir	...23
2005	Ben Zeskind	...15

PITCHING

WINS

1990	Sean Gavaghan	...8
1991	Sean Gavaghan	...11
1992	Sean Gavaghan	...9
1993	Mark Foster	...7
1994	Bobby St. Pierre	...11
1995	Bobby St. Pierre	...11
1996	David Luca	...6
1997	David Luca	...6
1998	Jason Morris	...11
1999	Mike Smith	...11
2000	Mike Smith	...10
2001	Tim Stauffer	...7
	Thomas Martin	...7
2002	Tim Stauffer	...15
2003	Mike McGirr	...10
	Jason Bolinski	...10
2004	Thomas Martin	...7
2005	Brian Alas	...7

APPEARANCES

1990	Rick Jarvis	...16
1991	Andy Szarko	...20
1992	Sean Gavaghan	...18
1993	Andy Szarko	...18
1994	Henry Ogden	...23
1995	John Duffy	...21
	Kevin Brady	...21
1996	Brian Steimle	...17
1997	David Luca	...21
	Robbie Preston	...21
1998	Mike Smith	...18
1999	Bobby Basham	...21
2000	Andy Givens	...20
2001	Brian Lane	...21
2002	Tim Stauffer	...20

	Matt McLaughlin	...20
2003	Andy Givens	...19
2004	John Cronin	...30
2005	Brian Alas	...21
	John Cronin	...21

GAMES STARTED

1990	Sean Gavaghan	...12
1991	Sean Gavaghan	...16
1992	Sean Gavaghan	...13
	Craig Saccavino	...13
1993	Mark Foster	...12
1994	Bobby St. Pierre	...14
1995	Bobby St. Pierre	...18
1996	David Luca	...12
1997	Justin Lamber	...16
1998	Jason Morris	...17
1999	Mike Smith	...16
2000	Mike Smith	...18
2001	Thomas Martin	...16
2002	Tim Stauffer	...18
2003	Tim Stauffer	...15
	Mike McGirr	...15
2004	Jason Bolinski	...13
2005	Rob Berzinskas	...14

SAVES

1990	Rick Jarvis	...4
1991	Andy Szarko	...4
1992	Brian Helms	...4
1993	Andy Szarko	...6
1994	Dalton Maine	...4
1995	Henry Ogden	...3
	Justin Lamber	...3
1996	Brian Steimle	...4
1997	David Luca	...3
	Brian Steimle	...3
1998	Casey Burns	...3
	Greg Yaffa	...3
1999	Bobby Basham	...4
2000	Five Players	...1
2001	Brian Lane	...2
	Bake Leonards	...2
2002	Andy Givens	...7
2003	John Cronin	...2
	Matt McLoughlin	...2
	Andy Givens	...2
2004	John Cronin	...9
2005	John Cronin	...5

INNINGS PITCHED

1990	Sean Gavaghan	...87.0
1991	Sean Gavaghan	...132.0
1992	Sean Gavaghan	...96.0
1993	Mark Foster	...78.0
1994	Bobby St. Pierre	...103.0
1995	Bobby St. Pierre	...129.0
1996	David Luca	...87.1
1997	Robbie Preston	...90.1
1998	Jason Morris	...116.2
1999	Mike Smith	...114.0
2000	Mike Smith	...129.1
2001	Mike McGirr	...105.0
2002	Tim Stauffer	...146.0
2003	Tim Stauffer	...114.0
2004	Rob Berzinskas	...72.2
	Jason Bolinski	...72.2
2005	Rob Berzinskas	...84.0


COACHING RECORDS

YEAR-BY-YEAR COACHING MARKS

Year	W-L	Coach
1915	5-4	Frank Dobson
1916	10-6	Frank Dobson
1917	10-1	Frank Dobson
1918	8-5	Frank Dobson
1919	4-9	Frank Dobson
1920	7-4	Frank Dobson
1921	5-9	Frank Dobson
1922	9-7	Frank Dobson
1923	9-7	Frank Dobson
1924	10-4	Frank Dobson
1925	12-6-1	Frank Dobson
1926	11-5-1	Frank Dobson
1927	10-9	Frank Dobson
1928	15-3	Frank Dobson
1929	8-6	Frank Dobson
1930	12-1	Frank Dobson
1931	4-5	Frank Dobson
1932	8-5	Frank Dobson
1933	3-7	Frank Dobson
1934	12-7	Dave Miller

1958	13-3	Malcolm Pitt
1959	10-4	Malcolm Pitt
1960	13-3	Malcolm Pitt
1961	11-4	Malcolm Pitt
1962	12-5	Malcolm Pitt
1963	10-8-1	Malcolm Pitt
1964	8-11	Malcolm Pitt
1965	13-10	Malcolm Pitt
1966	17-6	Malcolm Pitt
1967	13-9	Malcolm Pitt
1968	9-11-1	Malcolm Pitt
1969	6-12	Malcolm Pitt
1970	9-13	Malcolm Pitt
1971	14-13	Malcolm Pitt
1972	21-8	Chuck Boone
1973	16-8	Chuck Boone
1974	22-12	Chuck Boone
1975	17-16	Chuck Boone
1976	20-12	Chuck Boone
1977	19-17	Tommy Gilman
1978	21-12	Tommy Gilman
1979	23-18	Tommy Gilman
1980	24-14	Tommy Gilman
1981	24-19-1	Tommy Gilman
1982	20-15	Tommy Gilman
1983	22-11	Tommy Gilman
1984	14-22	Tommy Gilman

1985	20-29-1	Ron Atkins
1986	24-31	Ron Atkins
1987	21-25	Ron Atkins
1988	26-33	Ron Atkins
1989	23-24	Ron Atkins
1990	27-19-1	Ron Atkins
1991	31-20	Ron Atkins
1992	32-17	Ron Atkins
1993	29-18-1	Ron Atkins
1994	36-19	Ron Atkins
1995	43-17	Ron Atkins
1996	27-25	Ron Atkins
1997	34-26	Ron Atkins
1998	41-17-1	Ron Atkins
1999	41-17	Ron Atkins
2000	25-29	Ron Atkins
2001	27-26	Ron Atkins
2002	53-13	Ron Atkins
2003	48-15	Ron Atkins
2004	33-24	Ron Atkins
2005	22-35	Ron Atkins
89 seasons	1,524-1030-12	.596



Malcolm Pitt

1935	18-2-1	Malcolm Pitt
1936	14-6	Malcolm Pitt
1937	14-4	Malcolm Pitt
1938	7-11	Malcolm Pitt
1939	14-2	Malcolm Pitt
1940	16-2	Malcolm Pitt
1941	14-8	Malcolm Pitt
1942	11-6	Malcolm Pitt
1943	14-4	Malcolm Pitt
1944	5-3	Malcolm Pitt
1945	8-2	Malcolm Pitt
1946	8-6-1	Malcolm Pitt
1947	20-3	Malcolm Pitt
1948	13-8	Malcolm Pitt
1949	12-9	Malcolm Pitt
1950	8-9	Malcolm Pitt
1951	11-8	Malcolm Pitt
1952	13-6	Malcolm Pitt
1953	9-9	Malcolm Pitt
1954	9-8	Malcolm Pitt
1955	10-11	Malcolm Pitt
1956	9-8	Malcolm Pitt
1957	11-10-1	Malcolm Pitt



Ron Atkins

ALL-TIME COACHING RECORDS

(by number of victories)

Coach	Yrs	Record	Pct.
1. Ron Atkins	21	663-479-4	.580
2. Malcolm Pitt	37	426-257-5	.623
3. Tommy Gilman	8	167-128-1	.566
4. Frank Dobson	19	160-103-2	.608
5. Chuck Boone	5	96-56	.632
6. Dave Miller	1	12-7	.632

SINGLE-SEASON RECORDS



Tim Stauffer

SINGLE-SEASON HITTING

AT BATS

1.	David Reaver (2002)	266
2.	Bryan Pritz (2002)	261
3.	Matt Pusey (1997)	252
4.	Matt Craig (2002)	248
5.	Mike Dwyer (1998)	247
6.	Mark Budzinski (1995)	243
7.	Vito Chiaravalloti (2002)	238
8.	John Wagler (1998)	237
9.	David Reaver (2003)	232
10.	Adam Tidball (2002)	230
	Nic Jackson (1998)	230

RUNS

1.	Bryan Pritz (2002)	78
2.	Mike Dwyer (1999)	77
3.	David Reaver (2002)	73
	Mark Budzinski (1995)	73
5.	Nate Rewers (1999)	71
6.	Matt Craig (2002)	70
	John Wagler (1998)	70
8.	Vito Chiaravalloti (2002)	69
9.	Jeff Kenney (1998)	67
10.	Matt Pusey (1997)	66

HITS

1.	David Reaver (2002)	104
2.	101 by Matt Pusey (1997)	101
3.	Mike Dwyer (1999)	94
4.	Matt Craig (2002)	93
	Nate Rewers (1999)	93
6.	Bryan Pritz (2002)	90
7.	Sean Casey (1995)	89
8.	Mike Dwyer (1998)	88
	Mark Budzinski (1995)	88
10.	Vito Chiaravalloti (2002)	85

DOUBLES

1.	David Reaver (2002)	30
2.	Adam Tidball (2002)	28
3.	Sean Casey (1995)	26
4.	Matt Pusey (1997)	24
5.	Ben Zeskind (2004)	23

	Sean Casey (1994)	23
7.	Matt Craig (2002)	22
8.	Matt Craig (2000)	21
	John Dorman (1996)	21
	Tom Scioscia (1994)	21

TRIPLES

1.	Mike Gibbons (1985)	8
2.	David Reaver (2002)	5
	Mark Budzinski (1995)	5
	Jeff Dausch (1993)	5
	Greg Harding (1986)	5
	Bubba Paris (1985)	5
7.	Bryan Pritz (2001)	4
	Mike Dwyer (1999)	4
	Mark Budzinski (1994)	4
	Tom Scioscia (1994)	4
	Mark Foster (1991)	4
	Mark Foster (1990)	4
	Jordan Matter (1990)	4
	Brian Jordan (1988)	4

HOME RUNS


1.	Mike Dwyer (1998)	24
2.	Vito Chiaravalloti (2002)	23
3.	Mike Dwyer (1999)	21
4.	Matt Craig (2002)	19
5.	Jim Fasano (2004)	18
6.	Vito Chiaravalloti (2001)	17
	Nic Jackson (1999)	17
	Greg Harding (1988)	17
9.	Jim Fasano (2003)	16
	Andy Malloy (1988)	16

RUNS BATTED IN

1.	Vito Chiaravalloti (2002)	86
2.	Matt Pusey (1997)	85
3.	Matt Craig (2002)	84
4.	Mike Dwyer (1999)	78
5.	Mike Dwyer (1998)	72
6.	Sean Casey (1995)	70
7.	Jim Fasano (2003)	68
8.	Jeff Dausch (1994)	65
9.	Nic Jackson (1999)	63
10.	Jim Fasano (2004)	62



Matt Craig



Vito Chiaravalloti

STOLEN BASES

1.	John Wagler (1998)	35
2.	David Reaver (2002)	32
3.	Bryan Pritz (2002)	31
4.	Bobby Lenoir (2003)	29
5.	David Reaver (2003)	28
	John Wagler (1997)	28
7.	John Dorman (1995)	26
	Brian Jordan (1988)	26
9.	John Dorman (1996)	24
10.	Bobby Lenoir (2004)	23
	Bryan Pritz (2003)	23
	Ken Harvey (1982)	23

STRIKEOUTS

1.	Nic Jackson (1998)	55
2.	Austin Reilly (2005)	53
3.	Nic Jackson (1999)	52
	Jeff Kenney (1998)	52
5.	Jeff Dausch (1994)	51
6.	Vito Chiaravalloti (2002)	50
7.	Dan Phipps (1999)	50
	John Wagler (1998)	50
9.	Ben Zeskind (2003)	49
	G.R. Schalick (1999)	49

WALKS

1.	John Wagler (1998)	55
	John Wagler (1997)	55
3.	Vito Chiaravalloti (2002)	50
	John Dorman (1996)	50
5.	John Dorman (1995)	49
6.	Ben Zeskind (2003)	47
7.	Jim Fasano (2004)	44
	Jeff Kenney (1998)	44
	Tom Scioscia (1994)	44
10.	Vito Chiaravalloti (2001)	43
	Joey Pace (1985)	43

TOTAL BASES

1.	Mike Dwyer (1999)	185
2.	Mike Dwyer (1998)	183
3.	Matt Craig (2002)	178
4.	Vito Chiaravalloti (2002)	173
5.	Matt Pusey (1997)	170

6.	Sean Casey (1995)	159
7.	David Reaver (2002)	156
8.	Mark Budzinski (1995)	150
9.	Nate Rewers (1999)	149
	Greg Harding (1988)	149

SLUGGING PERCENTAGE

(Half Games Played In Season)

1.	Sean Casey (1995)	.824
2.	Mike Dwyer (1999)	.811
3.	Andy Allanson (1983)	.780
4.	Mike Dwyer (1998)	.741
5.	Vito Chiaravalloti (2002)	.727
6.	Matt Craig (2002)	.718
7.	Tom Scioscia (1994)	.684
8.	Matt Pusey (1997)	.675
9.	Vito Chiaravalloti (2001)	.672
10.	Nate Rewers (1999)	.662

BATTING AVERAGE

1.	Andy Allanson (1983)	.487
2.	Sean Casey (1995)	.461
3.	Andy Allanson (1982)	.429
4.	Greg Harding (1988)	.423
5.	Nate Rewers (1999)	.413
6.	Mike Dwyer (1999)	.412
7.	Ken Harvey (1982)	.403
	Ed Santa (1982)	.403
9.	Matt Pusey (1997)	.401
10.	Matt Pusey (1996)	.400
	George Pace (1984)	.400

SINGLE-SEASON PITCHING

WINS

1.	Tim Stauffer (2002)	15
2.	Mike McGirr (2002)	12
3.	Mike Smith (1999)	11
	Jason Morris (1998)	11
	Bobby St. Pierre (1995)	11
	Bobby St. Pierre (1994)	11
	Sean Gavaghan (1991)	11
8.	Jason Bolinski (2003)	10
	Mike McGirr (2003)	10
	Mike Smith (2000)	10
	Mike Dwyer (1999)	10
	John Duffy (1995)	10



Jim Fasano

WINNING PERCENTAGE

(Minimum 10 Decisions)

1.	Mike McGirr (2002)	.923 (12-1)
2.	Bobby St. Pierre (1994)	.917 (11-1)
3.	Mike McGirr (2003)	.910 (10-1)
4.	Jason Bolinski (2003)	.910 (10-1)
5.	Kevin Sickinger (1986)	.900 (9-1)
6.	Mike Smith (1999)	.846 (11-2)
7.	Tim Stauffer (2002)	.833 (15-3)
8.	Mark Turner (1983)	.818 (9-2)
9.	Henry Ogden (1995)	.800 (8-2)
10.	Jason Morris (1998)	.786 (11-3)
11.	Bobby St. Pierre (1995)	.786 (11-3)

STRIKEOUTS

1.	Tim Stauffer (2003)	146
2.	Mike Smith (2000)	143
3.	Tim Stauffer (2002)	140
4.	Bobby St. Pierre (1995)	130
5.	Casey Burns (1999)	124
6.	Bobby St. Pierre (1994)	107
7.	Rob Berzinskas (2005)	102
8.	Mike McGirr (2003)	91
9.	Jason Bolinski (2003)	88
	Sean Gavaghan (1991)	88

APPEARANCES

1.	John Cronin (2004)	30
2.	Nate Kuchta (2004)	24
3.	Henry Ogden (1994)	23
4.	Brian Alas (2005)	21
	John Cronin (2005)	21
	Brian Lane (2001)	21
	Bobby Basham (1999)	21
	Robbie Preston (1998)	21
	David Luca (1997)	21
	Robbie Preston (1997)	21
	Kevin Brady (1995)	21
	John Duffy (1995)	21

COMPLETE GAMES

1.	Tim Stauffer (2002)	13
2.	Sean Gavaghan (1991)	12
3.	Tim Stauffer (2003)	10
4.	Matt Wimmel (1984)	7
5.	Jason Bolinski (2003)	6
	Mike Smith (1999)	6
	Dalton Maine (1994)	6
	Sean Gavaghan (1990)	6
9.	Several tied with	5

INNINGS PITCHED

1.	Tim Stauffer (2002)	146.0
2.	Sean Gavaghan (1991)	131.1
3.	Mike Smith (2000)	129.1
4.	Bobby St. Pierre (1995)	129.0
5.	Jason Morris (1998)	116.2
6.	Tim Stauffer (2003)	114.0
	Mike Smith (1999)	114.0
8.	Mike McGirr (2002)	108.2
9.	Mike McGirr (2001)	105.0
10	Bobby St. Pierre (1994)	102.1

SAVES

1.	John Cronin (2004)	9
2.	Andy Givens (2002)	7
3.	Andy Szarko (1993)	6
4.	John Cronin (2005)	5
5.	John Cronin (2002)	4
	Bobby Basham (1999)	4
	Brian Steimle (1996)	4
	Dalton Maine (1994)	4
	Brian Helms (1992)	4
	Andy Szarko (1991)	4
	Rick Jarvis (1990)	4

LOSSES

1.	Rob Berzinskas (2005)	8
	Mark Fisher (2000)	8
	Dalton Maine (1993)	8
	Matt Wimmel (1984)	8
5.	Bobby Basham (2001)	7
	Mike McGirr (2001)	7
	Ted Lowe (1986)	7
8.	Several tied with	6

SHUTOUTS

1.	Dick Balderson (1967)	4
	Frank Griffith (1962)	4
3.	Tim Stauffer (2002)	3
	Mike Zacharias (1980)	3
5.	Mike McGirr (2002)	2
	Dalton Maine (1994)	2
	Dalton Maine (1992)	2
	Rick Jarvis (1990)	2
	Kevin Sickinger (1986)	2
	Kirk Walker (1985)	2
	Mark Turner (1983)	2
	Stuart Watson (1980)	2

WALKS

1.	Justin Lamber (1997)	66
2.	C.P. Richardson (1986)	52
3.	Bobby St. Pierre (1995)	51
4.	Sean Gavaghan (1989)	47
5.	Mike Smith (1999)	46
	Mike Smith (1998)	46
7.	Matt Wimmel (1984)	45
8.	Jason Morris (1998)	40
	Craig Saccavino (1992)	40
	Sean Gavaghan (1991)	40

EARNED RUN AVERAGE

(10+ Appearances)

1.	Roger Hatcher (1973)	0.69
2.	Tim Stauffer (2002)	1.54
3.	Alex Hale (2005)	1.64
4.	Tim Stauffer (2003)	1.97
5.	Sean Gavaghan (1989)	2.08
6.	Mike McGirr (2003)	2.25
7.	Tim Cecil (1980)	2.37
8.	Jason Bolinski (2003)	2.40
9.	Craig Saccavino (1990)	2.40
10.	Sean Gavaghan (1991)	2.60



David Reaver

CAREER RECORDS

CAREER HITTING

AT BATS

1. David Reaver (2000-03)	895
2. Vito Chiaravalloti (2000-03)	870
3. Nate Rewers (1996-99)	828
4. Bryan Pritz (2001-04)	814
5. Mike Dwyer (1996-99)	795
6. Mark Budzinski (1992-95)	792
7. John Dorman (1993-96)	749
8. Andy Malloy (1986-89)	724
9. John Wagler (1995-98)	719
10. Mark Foster (1990-93)	696

RUNS

1. Vito Chiaravalloti (2000-03)	220
2. Nate Rewers (1996-99)	214
3. John Dorman (1993-96)	207
4. Bryan Pritz (2001-04)	206
5. John Wagler (1995-98)	201
6. Mike Dwyer (1996-99)	198
7. David Reaver (2000-03)	195
Mark Budzinski (1992-95)	195
9. Jeff Kenney (1996-99)	189

HITS

1. David Reaver (2000-03)	307
2. Vito Chiaravalloti (2000-03)	286
3. Nate Rewers (1996-99)	285
4. Mike Dwyer (1996-99)	270
5. Bryan Pritz (2001-04)	267
6. Sean Casey (1993-95)	238
Mark Budzinski (1992-95)	238
8. Andy Malloy (1986-89)	233
9. Ben Zeskind (2003-present)	221
John Dorman (1993-96)	221

DOUBLES

1. John Dorman (1993-96)	67
Sean Casey (1993-95)	67
3. David Reaver (2000-03)	66
4. Mike Dwyer (1996-99)	60
5. Vito Chiaravalloti (2000-03)	58
6. Adam Tidball (2000-03)	53



Ben Zeskind



John Cronin

7. Ben Zeskind (2003-present)	52
8. Tom Scioscia (1991-94)	49
Andy Malloy (1986-89)	49
10. Bryan Pritz (2001-04)	48

TRIPLES

1. David Reaver (2000-03)	12
2. Mark Foster (1990-93)	11
Ken Harvey (1980-83)	11
4. Mark Budzinski (1992-95)	10
Jeff Dausch (1991-94)	10
6. Tom Scioscia (1991-94)	9
7. Ben Zeskind (2003-present)	7
Mike Dwyer (1996-99)	7
Greg Harding (1985-87)	7
10. Several tied with	6

HOME RUNS

1. Vito Chiaravalloti (2000-03)	61
2. Mike Dwyer (1996-99)	55
3. Greg Harding (1985-87)	47
4. Andy Malloy (1986-89)	42
5. Jim Fasano (2002-04)	37
6. Nic Jackson (1998-00)	36
7. G.R. Schalick (1997-00)	32
Brian Jordan (1986-88)	32
9. Adam Tidball (2000-03)	30
10. Matt Craig (1999-01)	29
Sean Casey (1993-95)	29

RUNS BATTED IN

1. Vito Chiaravalloti (2000-03)	245
2. Mike Dwyer (1996-99)	216
3. Tom Scioscia (1991-94)	164
4. Greg Harding (1985-87)	160
5. Sean Casey (1993-95)	158
6. Nate Rewers (1996-99)	156
7. Jim Fasano (2002-04)	152
8. David Reaver (2000-03)	143
9. Nic Jackson (1998-00)	141
10. Matt Craig (1999-01)	132

STOLEN BASES

1. John Wagler (1995-98)	84
2. Bryan Pritz (2001-04)	78
3. David Reaver (2000-03)	77
4. Chris Piela (1991-94)	59
5. Bobby LeNoir (2001-04)	58
6. John Dorman (1993-96)	57
Brian Jordan (1986-88)	57
8. Ben Zeskind (2003-present)	46
9. Nate Rewers (1996-99)	42
10. Jeff Kenney (1996-99)	38

STRIKEOUTS

1. Vito Chiaravalloti (2000-03)	169
2. G.R. Schalick (1997-00)	153
3. Mike Dwyer (1996-99)	147
4. Josh Lamberg (1997-00)	139
5. Jeff Kenney (1996-99)	135
6. John Dorman (1993-96)	132
7. Nic Jackson (1998-00)	131
8. Bobby LeNoir (2001-04)	128
9. Andy Malloy (1986-89)	125
10. Adam Tidball (2000-03)	123
John Wagler (1995-98)	123

WALKS

1. John Dorman (1993-96)	166
2. Vito Chiaravalloti (2000-03)	153
3. John Wagler (1995-98)	142
4. Mark Budzinski (1992-95)	121
5. Jeff Kenney (1996-99)	114
6. Nate Rewers (1996-99)	113
7. Ben Zeskind (2003-present)	106
8. Tom Scioscia (1991-94)	103
9. G.R. Schalick (1997-00)	100
10. Mike Dwyer (1996-99)	90
P.J. McGrory (1993-96)	90

TOTAL BASES

1. Vito Chiaravalloti (2000-03)	531
2. Mike Dwyer (1996-99)	511
3. David Reaver (2000-03)	421
4. Andy Malloy (1986-89)	414
5. Sean Casey (1993-95)	402



Mike McGirr