



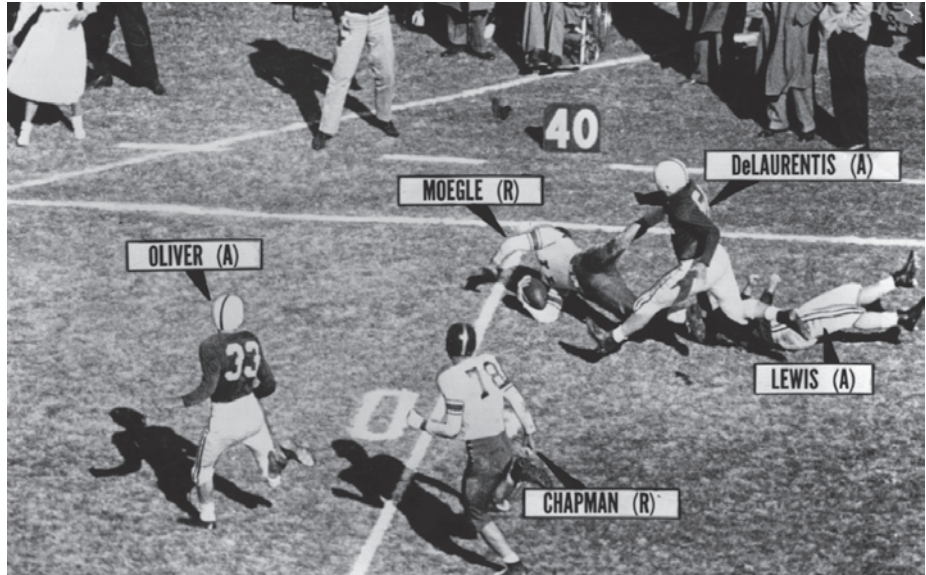
# RICE'S BOWL GAMES

## RICE 27, NORTH CAROLINA 13 1950 COTTON BOWL; MONDAY, JAN. 2, 1950

The passing of **Tobin Rote**, the receiving of **Froggy Williams** and the running of **Billy Burkhalter** keyed the Owls' 27-13 win over North Carolina, climaxing the Institute's greatest season ever.

Rote completed nine of 17 passes for 140 yards and two touchdowns. Williams caught four for 55 yards, including a 17-yard TD pass. Burkhalter rushed for 74 yards, including a 12-yard TD run, and caught the other scoring pass from Rote.

The Owls ended the season as AP's fifth-ranked team with a 10-1 record. Williams and center **Joe Watson** were all-America players, and tackle **Ralph Murphy** won all-SWC honors.



*The most famous play in Rice football history: Alabama's Tommy Lewis jumps off the bench (left arrow) to tackle Dicky Maegle (right arrow) in the 1954 Cotton Bowl game. Maegle was awarded the last 40 yards to the goal, making his 95-yard touchdown run the longest in Rice and Cotton Bowl annals.*

## RICE 28, ALABAMA 6 1954 COTTON BOWL; FRIDAY, JAN. 1, 1954

The most celebrated play in Rice history highlighted the Owls' fourth straight bowl victory.

Here was the situation: Rice led 7-6, but faced a first-and-15 situation at its own five-yard line. Taking a handoff from quarterback **Leroy Fenstemaker**, **Dicky Maegle** took off around right end. A block by **Blois Bridges** allowed Maegle to turn the corner, **Mac Taylor** flattened another 'Bama defender, **Gordon Kellogg** took out the last man — halfback Bart Starr — and Maegle seemed to be long gone.

As Maegle approached midfield, Alabama's Tommy Lewis jumped off the bench, stepped around a couple of teammates, and ran laterally down the sideline before throwing a body block into Maegle's legs at the 'Bama 42-yard line. Moments later, referee Cliff Shaw awarded Maegle and the Owls a 95-yard TD, the longest run in Cotton Bowl history.

That one play overshadowed the best one-game rushing performance in Rice history. Maegle also scored on runs of 79 and 34 yards and totaled 265 yards on just 11 carries, an unbelievable average of 24.1 yards per attempt.

Rice finished the season with a 9-2 record, ranked sixth in the AP and United Press International polls. **Kosse Johnson** and **John Hudson** won all-America status, while **Leo Rucka** and **Kenny Paul** were accorded all-SWC status.

	Rice	North Carolina
First Downs	18	16
Yards Rushing	226	174
Yards Passing	152	80
Total Net Yards	378	254
Passes	11-19	9-22
Punting	4-42.8	6-38.0
Fumbles Lost	1	1
Yards Penalized	26	30

UNC	0	0	0	13	—	13
Rice	0	14	7	6	—	27

Rice — Billy Burkhalter, 44 pass from Tobin Rote (Froggy Williams kick)

Rice — Bobby Lantrip, 3 run (F. Williams kick)

Rice — F. Williams, 17 pass from Rote (F. Williams kick)

Rice — Burkhalter, 12 run (kick failed)

UNC — Paul Rizzo, 2 pass from Charley Justice (Egbert Williams kick)

UNC — Rizzo, 2 run (E. Williams kick)

Att. — 75,347

	Rice	Alabama
First Downs	14	11
Yards Rushing	379	188
Yards Passing	59	67
Total Net Yards	438	255
Passes	4-10	7-16
Punting	8-25.1	7-42.7
Fumbles Lost	0	4
Yards Penalized	89	65

Alabama	6	0	0	0	—	6
Rice	0	14	7	7	—	28

Ala. — Tommy Lewis, 1 run (kick blocked)


Rice — Dicky Maegle, 79 run (Leroy Fenstemaker kick)

Rice — Maegle awarded 95 run after bench tackle by Lewis (Fenstemaker kick)

Rice — Maegle, 34 run (Fenstemaker kick)

Rice — Buddy Grantham, 7 run (Sammy Burk kick)

Att. — 75,000



*In 1949 the Owls thumped North Carolina in the Cotton Bowl to show it was one of the best teams in school history.*

# RICE'S BOWL GAMES

**NAVY 20, RICE 7**  
**1958 COTTON BOWL;**  
**WEDNESDAY, JAN. 1, 1958**

Rice's unbeaten string in bowl games finally came to an end when Navy quarterback Tom Forrester outdueled the Owls' tandem of **King Hill** and **Frank Ryan**.

Forrester and Ryan each set a Cotton Bowl record with 13 completions, but the Middies took advantage of five Rice fumbles to claim the win.

Rice's only touchdown came on an eight-yard pass from Ryan to **Ken Williams**.

Rice's 1957 SWC championship was highlighted by a 7-6 win over top-ranked Texas A&M at sold-out Rice Stadium. The Owls were 7-4 and ranked seventh by UPI and eighth by AP. Hill was the all-America quarterback, while end **Buddy Dial**, tackle **Larry Whitmire**, and guard **Matt Gorges** were all-SWC performers.

	Rice	Navy
First Downs	14	21
Yards Rushing	137	222
Yards Passing	164	153
Total Net Yards	301	375
Passes	14-27	13-27
Punting	5-42.0	3-36.6
Fumbles Lost	5	3
Yards Penalized	53	65

<b>Navy</b>	<b>6</b>	<b>7</b>	<b>7</b>	<b>0</b>	<b>—</b>	<b>20</b>
<b>Rice</b>	<b>0</b>	<b>0</b>	<b>7</b>	<b>0</b>	<b>—</b>	<b>7</b>

Navy — Joe Tranchini, 1 run (kick failed)  
 Navy — Harry Hurst, 12 run (Ned Oldham kick)  
 Navy — Oldham, 19 run (Oldham kick)  
 Rice — Ken Williams, 8 pass from Frank Ryan (King Hill kick)  
 Att. — 75,500

**MISSISSIPPI 14, RICE 6**  
**1961 SUGAR BOWL; MONDAY,**  
**JAN. 2, 1961**

The play of Ole Miss quarterback Jake Gibbs and some opportune Rebel defense spelled doom for the Owls in their only trip to the Sugar Bowl.

Gibbs scored a pair of touchdowns to earn accolades as the game's outstanding player. The first TD came in the game's opening moments, and until the second in the fourth quarter it was a Rice-dominated game.


Four times did the Owls drive deep into Ole Miss territory, coming up empty each time. The fifth time was the charm with **Butch Blume** scoring on a two-yard run late in the third quarter.

Rice had a 7-4 record in 1960, finishing in a three-way tie for second in the SWC. End **Johnny Burrell** and guard **Rufus King** were all-conference players.

	Rice	Mississippi
First Downs	19	13
Yards Rushing	103	143
Yards Passing	178	43
Total Net Yards	281	186
Passes	14-28	5-15
Punting	3-34.0	5-40.4
Fumbles Lost	0	1
Yards Penalized	30	10

<b>Mississippi</b>	<b>7</b>	<b>0</b>	<b>0</b>	<b>7</b>	<b>—</b>	<b>14</b>
<b>Rice</b>	<b>0</b>	<b>0</b>	<b>6</b>	<b>0</b>	<b>—</b>	<b>6</b>

Miss. — Jake Gibbs, 8 run (Allen Green kick)  
 Rice — Butch Blume, 2 run (kick failed)  
 Miss. — Gibbs, 3 run (Green kick)  
 Att. — 82,851



*Legendary coach Jess Neely led the Owls to six bowl appearances.*

**KANSAS 33, RICE 7**  
**1961 BLUEBONNET BOWL;**  
**SATURDAY, DEC. 16, 1961**

Kansas scored 21 second half points to break open a tight game in Rice's most recent bowl game.

The Owls led 7-6 late in the second quarter after **Johnny Burrell** caught a five-yard TD pass from **Randy Kerbow**. The Jayhawks were forced into a punting situation on their next possession, but John Hadl mishandled the wet ball on the center's snap for the punt, recovered and went 41 yards on the broken play. Three plays later, Kansas scored to take a 12-7 halftime lead.

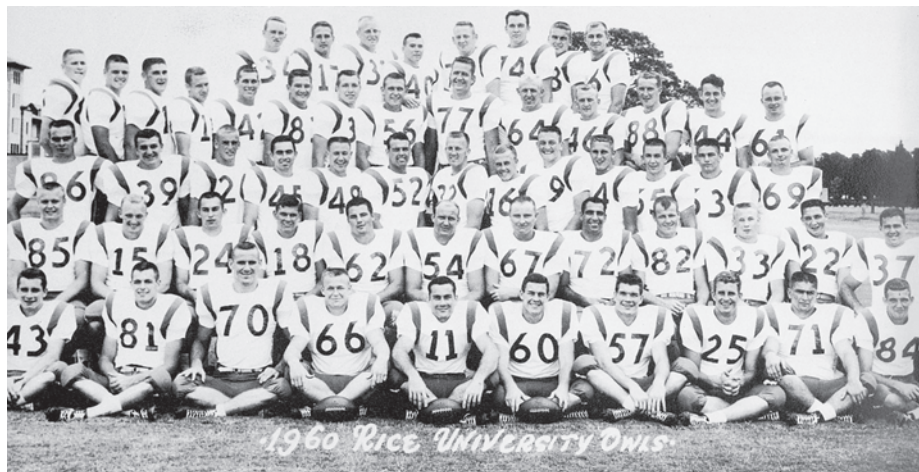
A pair of TDs by Roger McFarland on a double reverse play pushed the Owls deep in a third quarter hole.

The Owls were 7-4 in 1961 and finished third in the SWC. Burrell, tackle **Robert Johnston** and back **Roland Jackson** won all-league honors.

	Rice	Kansas
First Downs	11	21
Yards Rushing	58	293
Yards Passing	163	64
Total Net Yards	221	357
Passes	11-20	2-7
Punting	6-31	3-37
Fumbles Lost	3	0
Yards Penalized	0	15

<b>Kansas</b>	<b>6</b>	<b>6</b>	<b>13</b>	<b>8</b>	<b>—</b>	<b>33</b>
<b>Rice</b>	<b>0</b>	<b>7</b>	<b>0</b>	<b>0</b>	<b>—</b>	<b>7</b>

Kan. — Ken Coleman, 1 run (kick failed)  
 Rice — Johnny Burrell, 5 pass from Randy Kerbow (Butch Blume kick)  
 Kan. — Coleman, 1 run (kick failed)  
 Kan. — Roger McFarland, 9 run (Barnes kick)  
 Kan. — Curtis McClinton, 4 run (kick failed)  
 Kan. — McFarland, 12 run (Boydston pass from Hadl)  
 Att. — 53,000



*Many of the Owls on the 1960 team returned to make two bowl appearances in the 1961 calendar year.*



# RICE'S BOWL GAMES

**TROY 41, RICE 17**  
 2006 R&L CARRIERS NEW  
 ORLEANS BOWL;  
 FRIDAY, DEC. 22, 2006

**Joel Armstrong** threw for career-high 305 yards and a pair of touchdowns and **Jarett Dillard** set an NCAA mark for consecutive games with a touchdown, but Troy's Omar Haugabook proved to be even more productive as he led the Trojans to a 41-17 win in the R&L Carriers New Orleans Bowl.

It was a game of notable returns both for the Owls, who had not been bowling since 1961, and for the New Orleans Bowl, which had been forced to relocate in 2005 in the aftermath of Hurricane Katrina.

For the Owls, the game capped a magical run through the 2006 season, one in which they found themselves at 1-5 at the midpoint before ripping off six consecutive victories to earn their first bowl bid since 1961. Over 12,000 Owl fans followed the team to the Crescent City to celebrate the achievement, and even though the final result was not what they had hoped, the overall effect of the season was not diminished.

Haugabook, the unanimous MVP of the game, completed 14 of 28 for 217 yards. He also picked up 92 of Troy's 148 rushing yards. He led the Trojans to a quick 14-0 lead before Armstrong and the Owls found their offensive footing.

He completed seven consecutive passes to march Rice 76 yards, the last 11 coming when he found **Mike Falco** just inside the sideline marker for a touchdown to cut the margin to 14-7.

The Owls then held Troy without a first down and appeared to be driving to a ty-

ing score, but a holding call on third down wiped out a first down near midfield and

Rice was forced to punt back to Troy. Haugabook then needed just three plays to cover 67 yards and push the lead back to 21-7.

The Owls were repeatedly frustrated by ill-timed holding calls, in addition to Haugabook, who extended the Troy led to 34-10 by the midpoint of the four quarter. At that point, the only suspense for Rice fans was if Dillard's streak of 12 games during the season with a score would come to an end.

Late in the second quarter, the streak appeared to have been extended when Armstrong connected with him from 52 yards out, but a holding call wiped out the play. As the game wore on, Dillard began to experience leg cramps, and he was not on the field as the Owls drove deep into Troy territory with less than six minutes to go.

But on fourth and goal from the Troy one-yard line, Dillard came back on the field and Armstrong hit him in the corner of the end zone for the score. It was his 15<sup>th</sup> consecutive game with a TD catch, dating to last season. His 13-game touchdown streak in 2006 set an NCAA record, breaking the mark of 12 set by Randy Moss in 1997 and matched by Larry Fitzgerald in 2003.

Armstrong finished the night with a school record 35 completions (in 54 attempts). He tied a school mark by throwing five interceptions to go along with his two TD passes.



*Joel Armstrong completed a school record 35 passes in a losing effort.*

	Rice	Troy
First Downs	11	21
Yards Rushing	58	293
Yards Passing	163	64
Total Net Yards	221	357
Passes	11-20	2-7
Punting	6-31	3-37
Fumbles Lost	3	0
Yards Penalized	0	15

	Rice	Troy
7	3	0
21	7	3
10	7	17
41	17	41

- Troy — Omar Haugabook, 2 run (Greg Whibbs, kick)
- Troy — Gary Banks, 3 pass from Haugabook (Whibbs kick)
- Rice — Mike Falco, 11 pass from Joel Armstrong (Clark Fangmeier, kick)
- Troy — Mykeal Terry, 56 pass from Haugabook (Whibbs kick)
- Rice — Fangmeier, 43 field goal
- Troy — Andrew Davis, 7 pass from Haugabook (Whibbs kick)
- Troy — Whibbs, 25 field goal
- Troy — Whibbs, 26 field goal
- Rice — Jarett Dillard, 1 pass from Armstrong (Fangmeier, kick)
- Troy — Toris Rutledge, 5 pass from Haugabook (Whibbs kick)

Att. — 24,791

# RICE'S BOWL RECORDS

## RICE OWLS

### Rushing

#### Yards

265, Dicky Maegle vs. Alabama, 1954 Cotton Bowl  
83, Carl Russ vs. Tennessee, 1947 Orange Bowl  
78, Ernie Lain vs. Colorado, 1938 Cotton Bowl  
74, Billy Burkhalter vs. North Carolina, 1950 Cotton Bowl  
69, Frank Ryan vs. Navy, 1958 Cotton Bowl

#### Attempts

17, Frank Ryan vs. Navy, 1958 Cotton Bowl  
16, Billy Burkhalter vs. North Carolina, 1950 Cotton Bowl  
**16, Joel Armstrong vs. Troy, 2006 New Orleans Bowl**  
14, Gordon Kellogg vs. Alabama, 1954 Cotton Bowl  
14, Bobby Lantrip vs. North Carolina, 1950 Cotton Bowl  
14, Gordon Wyatt vs. North Carolina, 1950 Cotton Bowl  
14, Ernie Lain vs. Colorado, 1938 Cotton Bowl

#### Touchdowns

3, Dicky Maegle vs. Alabama, 1954 Cotton Bowl (95, 79, 34 yds.)

#### Yards Per Carry (10 carries minimum)

24.1, Dicky Maegle (11/295) vs. Alabama, 1954 Cotton Bowl  
6.9, Carl Russ (12/83) vs. Tennessee, 1947 Orange Bowl  
5.6, Ernie Lain (14/78) vs. Colorado, 1938 Cotton Bowl  
4.6, Billy Burkhalter (16/74) vs. North Carolina, 1950 Cotton Bowl

#### Longest Runs

95 (TD), Dicky Maegle vs. Alabama, 1954 Cotton Bowl  
79 (TD), Maegle vs. Alabama, 1954 Cotton Bowl  
50 (TD), Huey Keeney vs. Tennessee, 1947 Orange Bowl

### Passing

#### Yards

**305, Joel Armstrong vs. Troy, 2006 New Orleans Bowl**  
156, Randy Kerbow vs. Kansas, 1961 Bluebonnet Bowl  
151, Frank Ryan vs. Navy, 1958 Cotton Bowl  
143, Billy Cox vs. Mississippi, 1961 Sugar Bowl  
140, Tobin Rote vs. North Carolina, 1950 Cotton Bowl

#### Attempts

**54, Joel Armstrong vs. Troy, 2006 New Orleans Bowl**  
22, Frank Ryan vs. Navy, 1958 Cotton Bowl  
20, Billy Cox vs. Mississippi, 1961 Sugar Bowl  
17, Tobin Rote vs. North Carolina, 1950 Cotton Bowl  
16, Randy Kerbow vs. Kansas, 1961 Bluebonnet Bowl

#### Completions

**35, Joel Armstrong vs. Troy, 2006 New Orleans Bowl**  
13, Frank Ryan vs. Navy, 1958 Cotton Bowl  
11, Billy Cox vs. Mississippi, 1961 Sugar Bowl  
10, Randy Kerbow vs. Kansas, 1961 Bluebonnet Bowl  
9, Tobin Rote vs. North Carolina, 1950 Cotton Bowl

#### Touchdowns

3, Ernie Lain vs. Colorado, 1938 Cotton Bowl  
2, Tobin Rote vs. North Carolina, 1950 Cotton Bowl  
**2, Joel Armstrong vs. Troy, 2006 New Orleans Bowl**

#### Interceptions

**5, Joel Armstrong vs. Troy, 2006 New Orleans Bowl**  
2, Randy Kerbow vs. Mississippi, 1961 Sugar Bowl  
2, Virgil Eikenberg vs. Tennessee, 1947 Orange Bowl

#### Longest Touchdown Pass

44, Tobin Rote to Billy Burkhalter vs. North Carolina, 1950 Cotton Bowl  
37, Ernie Lain to Ollie Cordill vs. Colorado, 1938 Cotton Bowl  
17, Tobin Rote to Froggy Williams vs. North Carolina, 1950 Cotton Bowl  
13, Ernie Lain to Jake Schuehle vs. Colorado, 1938 Cotton Bowl

### Receiving

#### Receptions

**9, Jarett Dillard vs. Troy, 2006 New Orleans Bowl**  
**8, Quinton Smith vs. Troy, 2006 New Orleans Bowl**  
7, Buddy Dial vs. Navy, 1958 Cotton Bowl  
**6, Mike Falco vs. Troy, 2006 New Orleans Bowl**  
**6, Corbin Smiter vs. Troy, 2006 New Orleans Bowl**

#### Yards

80, Buddy Dial vs. Navy, 1958 Cotton Bowl  
**75, Quinton Smith vs. Troy, 2006 New Orleans Bowl**  
**71, Jarett Dillard vs. Troy, 2006 New Orleans Bowl**  
60, Ollie Cordill vs. Colorado, 1938 Cotton Bowl  
57, Frank Steen vs. Colorado, 1938 Cotton Bowl

#### Touchdowns

1, nine players, last Jarett Dillard from Joel Armstrong, 4th quarter, 2006 New Orleans Bowl

### Total Offense

#### Yards

**340, Joel Armstrong vs. Troy, 2006 New Orleans Bowl**  
265, Dicky Maegle (265 rush) vs. Alabama, 1954 Cotton Bowl  
220, Frank Ryan (69 rush, 151 pass) vs. Navy, 1958 Cotton Bowl  
201, Ernie Lain (78 rush, 123 pass) vs. Colorado, 1938 Cotton Bowl  
164, Tobin Rote (24 rush, 140 pass) vs. North Carolina, 1950 Cotton Bowl

### Scoring

#### Points

18, Dicky Maegle (3 TDs) vs. Alabama, 1954 Cotton Bowl  
12, Billy Burkhalter (2 TDs) vs. North Carolina, 1950 Cotton Bowl  
9, Froggy Williams (1 TD, 3 PAT) vs. North Carolina, 1950 Cotton Bowl

#### Touchdowns

3, Dicky Maegle (3 rush) vs. Alabama, 1954 Cotton Bowl  
2, Billy Burkhalter (1 rush, 1 receiving) vs. North Carolina, 1950 Cotton Bowl

#### PATs

4, Red Vestal vs. Colorado, 1938 Cotton Bowl  
3, Leroy Fenstemaker vs. Alabama, 1954 Cotton Bowl

#### FGs

**1, Clark Fangmeier, 43 yards vs. Troy, 2006 New Orleans Bowl**

*Rice has scored one safety (vs. Tennessee in 1947 Orange Bowl) in bowl games.*

### Punting

#### Points

13, Huey Keeney vs. Tennessee, 1947 Orange Bowl  
11, vs. Kansas, 1961 Bluebonnet Bowl  
9, vs. Colorado, 1938 Cotton Bowl  
8, vs. Alabama, 1954 Cotton Bowl

#### Average Yards Per Punt

44.3, Huey Keeney vs. Tennessee, 1947 Orange Bowl  
42.8, vs. Colorado, 1938 Cotton Bowl  
42.8, Gordon Wyatt vs. North Carolina, 1950 Cotton Bowl  
37.0, Jerry Candler vs. Mississippi, 1961 Sugar Bowl

## OPPONENTS

### Rushing

#### Yards

107, Ken Coleman, Kansas, 1961 Bluebonnet Bowl  
107, Hayes, North Carolina, 1950 Cotton Bowl  
**92, Omar Haugbook, Troy, 2006 New Orleans Bowl**  
60, Roger McFarland, Kansas, 1961 Bluebonnet Bowl  
59, Jim Anderson, Mississippi, 1961 Sugar Bowl  
56, Bill Oliver, Alabama, 1954 Cotton Bowl

#### Attempts

23, Whizzer White, Colorado, 1938 Cotton Bowl  
19, Hayes, North Carolina, 1950 Cotton Bowl  
18, Ken Coleman, Kansas, 1961 Bluebonnet Bowl  
16, Charlie Justice, North Carolina, 1950 Cotton Bowl  
15, Jim Anderson, Mississippi, 1961 Sugar Bowl

#### Touchdowns

2, Jake Gibbs, Mississippi, 1961 Sugar Bowl  
2, Ken Coleman, Kansas, 1961 Bluebonnet Bowl  
2, Roger McFarland, Kansas, 1961 Bluebonnet Bowl

#### Yards Per Carry (minimum 10 carries)

**6.6, Omar Haugbook, Troy, 2006 New Orleans Bowl**  
5.9, Ken Coleman, Kansas, 1961 Bluebonnet Bowl  
5.6, Hayes, North Carolina, 1950 Cotton Bowl  
5.0, Roger McFarland, Kansas, 1961 Bluebonnet Bowl  
4.9, Bart Starr, Alabama, 1954 Cotton Bowl

### Passing

#### Yards

**217, Omar Haugbook, Troy, 2006 New Orleans Bowl**  
153, Tom Forrester, Navy, 1958 Cotton Bowl  
67, Bart Starr, Alabama, 1954 Cotton Bowl  
64, John Hadl, Kansas, 1961 Bluebonnet Bowl  
63, Charlie Justice, North Carolina, 1950 Cotton Bowl

#### Attempts

**28, Omar Haugbook, Troy, 2006 New Orleans Bowl**  
24, Tom Forrester, Navy, 1958 Cotton Bowl  
16, Bart Starr, Alabama, 1954 Cotton Bowl  
15, Jake Gibbs, Mississippi, 1961 Sugar Bowl  
14, Charlie Justice, North Carolina, 1950 Cotton Bowl

#### Completions

**14, Omar Haugbook, Troy, 2006 New Orleans Bowl**  
13, Tom Forrester, Navy, 1958 Cotton Bowl  
7, Bart Starr, Alabama, 1954 Cotton Bowl  
7, Charlie Justice, North Carolina, 1950 Cotton Bowl  
7, John Hadl, Kansas, 1961 Bluebonnet Bowl

#### Touchdowns

**4, Omar Haugbook, Troy, 2006 New Orleans Bowl**

### Receiving

#### Receptions

5, Weiner, North Carolina, 1950 Cotton Bowl  
5, John Ruth, Navy, 1958 Cotton Bowl  
4, Jokanovich, Navy, 1958 Cotton Bowl

#### Yards

**96, Mykeal Terry, Troy, 2006 New Orleans Bowl**  
62, John Ruth, Navy, 1958 Cotton Bowl  
47, Jokanovich, Navy, 1958 Cotton Bowl  
41, Weiner, North Carolina, 1950 Cotton Bowl  
37, Cummings, Alabama, 1954 Cotton Bowl

#### Touchdowns

six times, last Toris Rutledge, Troy, 4th quarter 2006 New Orleans Bowl

### Total Offense

#### Yards

**309, Omar Haugbook (92 rush, 217 pass), Troy, 2006 New Orleans Bowl**  
187, Tom Forrester (34 rush, 153 pass), Navy, 1958 Cotton Bowl  
130, Charlie Justice (59 rush, 63 pass, 8 receiving), North Carolina, 1950 Cotton Bowl  
124, Hayes, North Carolina (107 rush, 17 pass), North Carolina, 1950 Cotton Bowl  
121, Bart Starr (54 rush, 67 pass), Alabama, 1954 Cotton Bowl

### Scoring

#### Points

12, Roger McFarland (2 TDs), Kansas, 1961 Bluebonnet Bowl  
12, Ken Coleman (2 TDs), Kansas, 1961 Bluebonnet Bowl  
12, Jake Gibbs (2 TDs), Mississippi, 1961 Sugar Bowl  
12, Paul Rizzo (2 TDs), North Carolina, 1950 Cotton Bowl  
8, Whizzer White (1 TD, 2 PATs), Colorado, 1938 Cotton Bowl  
8, Ned Oldham (1 TD, 2 PATs), Navy, 1950 Cotton Bowl

#### Touchdowns

2, Roger McFarland (2 rush), Kansas, 1961 Bluebonnet Bowl  
2, Ken Coleman (2 rush), Kansas, 1961 Bluebonnet Bowl  
2, Jake Gibbs (2 rush), Mississippi, 1961 Sugar Bowl  
2, Paul Rizzo (1 rush, 1 receiving), North Carolina, 1950 Cotton Bowl

#### PATs

**5, Greg Whibbs, Troy, 2006 New Orleans Bowl**  
2, Allen Green, Mississippi, 1961 Sugar Bowl  
2, Ned Oldham, Navy, 1958 Cotton Bowl  
2, Whizzer White, Colorado, 1938 Cotton Bowl

#### Int. Ret.

47 (TD), Whizzer White, Colorado, 1938 Cotton Bowl

# RICE'S BOWL RECORDS

## TEAM OFFENSE

### Rushing

#### Yards

379, vs. Alabama, 1954 Cotton Bowl  
257, vs. Colorado, 1938 Cotton Bowl  
226, vs. North Carolina, 1950 Cotton Bowl  
208, vs. Tennessee, 1947 Orange Bowl  
137, vs. Navy, 1958 Cotton Bowl

#### Attempts

54, vs. North Carolina, 1950 Cotton Bowl  
54, vs. Alabama, 1954 Cotton Bowl  
53, vs. Mississippi, 1961 Sugar Bowl  
41, vs. Colorado, 1938 Cotton Bowl  
39, vs. Navy, 1958 Cotton Bowl  
**39, vs. Troy, 2006 New Orleans Bowl**

#### Touchdowns

4, vs. Alabama, 1954 Cotton Bowl  
2, vs. North Carolina, 1950 Cotton Bowl

#### Yards Per Carry

7.1, vs. Alabama, 1954 Cotton Bowl  
6.3, vs. Colorado, 1938 Cotton Bowl  
4.2, vs. North Carolina, 1950 Cotton Bowl  
3.5, vs. Navy, 1938 Cotton Bowl

### Passing

#### Yards

**305, vs. Troy, 2006 New Orleans Bowl**  
178, vs. Mississippi, 1961 Sugar Bowl  
164, vs. Navy, 1958 Cotton Bowl  
163, vs. Kansas, 1961 Bluebonnet Bowl  
158, vs. Colorado, 1938 Cotton Bowl

#### Attempts

**54, vs. Troy, 2006 New Orleans Bowl**  
28, vs. Mississippi, 1961 Sugar Bowl  
27, vs. Navy, 1958 Cotton Bowl  
20, vs. Colorado, 1938 Cotton Bowl  
20, vs. Kansas, 1961 Bluebonnet Bowl

#### Completions

**35, vs. Troy, 2006 New Orleans Bowl**  
14, vs. Mississippi, 1961 Sugar Bowl  
14, vs. Navy, 1958 Cotton Bowl  
11, vs. Kansas, 1961 Bluebonnet Bowl  
11, vs. Colorado, 1938 Cotton Bowl  
11, vs. North Carolina, 1950 Cotton Bowl

#### Touchdowns

3, vs. Colorado, 1938 Cotton Bowl  
2, vs. North Carolina, 1950 Cotton Bowl  
**2, vs. Troy, 2006 New Orleans Bowl**  
1, vs. Kansas, 1961 Bluebonnet Bowl  
1, vs. Navy, 1958 Cotton Bowl

#### Completion Percentage

**64.8, vs. Troy, 2006 (35/54) New Orleans Bowl**  
57.9, vs. North Carolina (11/19), 1950 Cotton Bowl  
55.0, vs. Kansas (11/20), 1961 Bluebonnet Bowl  
55.0, vs. Colorado (11/20), 1938 Cotton Bowl  
51.8, vs. Navy (14/27), 1958 Cotton Bowl  
50.0, vs. Mississippi (14/28), 1961 Sugar Bowl

#### Interceptions

**5, vs. Troy, 2006 New Orleans Bowl**  
4, vs. Mississippi, 1961 Sugar Bowl  
2, vs. Tennessee, 1947 Orange Bowl  
2, vs. Alabama, 1954 Cotton Bowl

### Total Offense

#### Total Yards

438, vs. Alabama, 1954 Cotton Bowl  
415, vs. Colorado, 1938 Cotton Bowl  
378, vs. North Carolina, 1950 Cotton Bowl  
**344, vs. Troy, 2006 New Orleans Bowl**  
301, vs. Navy, 1958 Cotton Bowl

#### Plays

82, vs. Mississippi, 1961 Sugar Bowl

**75, vs. Troy, 2006 New Orleans Bowl**  
73, vs. North Carolina, 1950 Cotton Bowl  
66, vs. Navy, 1958 Cotton Bowl  
64, vs. Alabama, 1954 Cotton Bowl

#### First Downs

20, vs. Colorado, 1938 Cotton Bowl  
19, vs. Mississippi, 1961 Sugar Bowl  
**19, vs. Troy, 2006 New Orleans Bowl**  
18, vs. North Carolina, 1950 Cotton Bowl  
14, vs. Navy, 1958 Cotton Bowl  
14, vs. Alabama, 1954 Cotton Bowl

### Miscellaneous

#### Fumbles Lost

5, vs. Navy, 1958 Cotton Bowl  
3, vs. Tennessee, 1947 Orange Bowl  
3, vs. Kansas, 1961 Bluebonnet Bowl  
1, vs. Colorado, 1938 Cotton Bowl  
1, vs. North Carolina, 1950 Cotton Bowl

#### Yards Penalized

89, vs. Alabama, 1954 Cotton Bowl  
65, vs. Colorado, 1938 Cotton Bowl  
53, vs. Navy, 1958 Cotton Bowl  
**49, vs. Troy, 2006 New Orleans Bowl**  
40, vs. Tennessee, 1947 Orange Bowl

## TEAM DEFENSE

### Rushing

#### Fewest Yards

87, Colorado, 1938 Cotton Bowl  
105, Tennessee, 1947 Orange Bowl  
143, Mississippi, 1961 Sugar Bowl  
**148, Troy, 2006 New Orleans Bowl**  
174, North Carolina, 1950 Cotton Bowl

#### Fewest Attempts

**33, Troy, 2006 New Orleans Bowl**  
34, Colorado, 1938 Cotton Bowl  
35, Alabama, 1954 Cotton Bowl  
38, North Carolina, 1950 Cotton Bowl

#### Fewest Touchdowns

0, Tennessee, 1947 Orange Bowl  
1, Alabama, 1954 Cotton Bowl  
1, North Carolina, 1950 Cotton Bowl  
1, Colorado, 1938 Cotton Bowl  
**1, Troy, 2006 New Orleans Bowl**

#### Touchdowns

5, Kansas, 1961 Bluebonnet Bowl

### Passing

#### Fewest Yards

9, Colorado, 1938 Cotton Bowl  
32, Tennessee, 1947 Orange Bowl  
43, Mississippi, 1961 Sugar Bowl  
64, Kansas, 1961 Bluebonnet Bowl  
67, Alabama, 1954 Cotton Bowl

#### Fewest Attempts

8, Colorado, 1938 Cotton Bowl  
10, Kansas, 1961 Bluebonnet Bowl  
11, Tennessee, 1947 Orange Bowl  
15, Mississippi, 1961 Sugar Bowl  
16, Alabama, 1954 Cotton Bowl

#### Fewest Completions

1, Colorado, 1938 Cotton Bowl  
4, Tennessee, 1947 Orange Bowl  
5, Mississippi, 1961 Sugar Bowl  
7, Kansas, 1961 Bluebonnet Bowl  
7, Alabama, 1954 Cotton Bowl

#### Most Touchdown Passes

**4, Troy, 2006 New Orleans Bowl**

#### Most Interceptions

2, Kansas, 1961 Bluebonnet Bowl  
2, Colorado, 1938 Cotton Bowl  
2, Tennessee, 1947 Orange Bowl  
1, Navy, 1958 Cotton Bowl  
1, North Carolina, 1950 Cotton Bowl

### Total Offense

#### Most Yards

**376, Troy, 2006 New Orleans Bowl**  
375, Navy, 1958 Cotton Bowl  
357, Kansas, 1961 Bluebonnet Bowl  
255, Alabama, 1954 Cotton Bowl  
254, North Carolina, 1950 Cotton Bowl

#### Fewest Yards

96, Colorado, 1938 Cotton Bowl  
137, Tennessee, 1947 Orange Bowl  
186, Mississippi, 1961 Sugar Bowl

#### Fewest First Downs

5, Tennessee, 1947 Orange Bowl  
6, Colorado, 1938 Cotton Bowl  
11, Alabama, 1954 Cotton Bowl  
13, Mississippi, 1961 Sugar Bowl

#### Most First Downs

21, Kansas, 1961 Bluebonnet Bowl  
21, Navy, 1958 Cotton Bowl  
16, North Carolina, 1950 Cotton Bowl  
**15, Troy, 2006 New Orleans Bowl**

#### Fewest Yards Per Play

2.2, Colorado, 1938 Cotton Bowl  
3.4, Mississippi, 1961 Sugar Bowl  
4.2, North Carolina, 1950 Cotton Bowl  
4.7, Kansas, 1961 Bluebonnet Bowl

#### Most Touchdowns

5, Kansas (5 rush), 1961 Bluebonnet Bowl  
**5, Troy, (4 rush, 1 pass) 2006 New Orleans Bowl**  
3, Navy (3 rush), 1958 Cotton Bowl  
2, North Carolina (1 rush, 1 pass), 1950 Cotton Bowl  
2, Mississippi (2 rush), 1961 Sugar Bowl  
1, Colorado (pass), 1938 Cotton Bowl  
1, Alabama (rush), 1954 Cotton Bowl

### Miscellaneous

#### Punts

15, Tennessee, 1947 Orange Bowl  
9, Colorado, 1938 Cotton Bowl  
7, Alabama, 1954 Cotton Bowl  
6, North Carolina, 1950 Cotton Bowl  
5, Mississippi, 1961 Sugar Bowl

#### Yards Per Punt

**43.2, Troy, 2006 New Orleans Bowl**  
42.7, Alabama, 1954 Cotton Bowl  
41.0, Colorado, 1938 Cotton Bowl  
40.4, Mississippi, 1961 Sugar Bowl  
38.1, Tennessee, 1947 Orange Bowl  
38.0, North Carolina, 1950 Cotton Bowl

#### Total Turnovers

4, Alabama, 1954 Cotton Bowl  
4, Colorado, 1938 Cotton Bowl  
4, Navy, 1958 Cotton Bowl  
2, North Carolina, 1950 Cotton Bowl  
2, Tennessee, 1947 Orange Bowl

#### Fumbles Lost

4, Alabama, 1954 Cotton Bowl  
3, Navy, 1958 Cotton Bowl  
2, Colorado, 1938 Cotton Bowl  
1, North Carolina, 1950 Cotton Bowl

