

2011 Purdue Volleyball




Dave Shondell
Big Ten
Coach of the Year

Ariel Turner
Big Ten
Player of the Year

Tiffany Fisher
Unanimous All-Big Ten
Selection

Kierra Jones
All-Big Ten
Freshman Team



NCAA Regionals
Dec. 9-10, 2011
Minneapolis, Minn.



2011 PURDUE BOILERMAKER VOLLEYBALL

Match Notes #16 - NCAA Tournament Regionals

• Volleyball SID: Wendy Mayer • Office Phone: 765-494-3919 • Cell: 765-414-1379 • Fax: 765-494-5447 •
• E-mail: wbroker@purdue.edu • Web Site: purduesports.com • Belin Court Press Row: 765-494-6779 •

This Week's Matches

Site: Minneapolis, Minn.
Dec. 9 6 p.m. vs. Florida State
Dec. 10 TBA

2011 PURDUE BOILERMAKER VOLLEYBALL SCHEDULE

Mortar Board Premier -- West Lafayette

8/26 **Baylor** W 3-0
8/27 **Virginia Commonwealth** W 3-0
College of Charleston W 3-0

Denver Invitational -- Denver, Colo.

9/2 vs. Air Force W 3-0
9/3 vs. Bryant W 3-0
at Denver W 3-1

Active Ankle Challenge -- West Lafayette

9/9 **Jacksonville State** 3-0
9/10 **Western Carolina** 3-0
Ball State 3-1

Big East/Big Ten Challenge -- Champaign, Ill.

9/16 vs. Louisville W 3-2
9/17 vs. Cincinnati W 3-0

9/23 **Michigan State (BTN)** W 3-0
9/24 **#18 Michigan** W 3-0
9/28 at Northwestern (BTN) W 3-1
10/1 at #1 Illinois L 1-3
10/7 at #6 Nebraska L 1-3
10/8 at Iowa W 3-0
10/14 **#9 Penn State** L 1-3
10/15 **#24 Ohio State** W 3-1
10/19 **Indiana** W 3-2
10/22 **#14 Minnesota** W 3-1
10/28 at #22 Michigan W 3-2
10/29 at Michigan State W 3-1
11/2 **#5 Illinois (BTN)** W 3-1
11/5 **Northwestern** W 3-0
11/10 **Iowa** W 3-2
11/12 **#2 Nebraska** W 3-0
11/18 at #25 Ohio State W 3-0
11/19 at #12 Penn State L 1-3
11/23 at Indiana W 3-1
11/25 at Wisconsin W 3-0

NCAA Tournament

12/2 Morehead State W 3-0
12/3 Louisville (BTN) W 3-1
12/9 #21 Florida State (ESPN3) 6 p.m.

Bold denotes home match.

(BTN) signifies match aired on the Big Ten Network
All times ET.

2011 NCAA TOURNAMENT

Sports Pavilion; Minneapolis, Minn.

Friday, Dec. 9:
6 p.m. (EST) #12 seed Florida State vs. #5 seed Purdue
Webcast: ESPN3.com
Radio: WSHY 1410 AM; purduesports.com
#4 seed Iowa State #13 seed Minnesota
8 p.m. (EST)
Saturday, Dec. 10:
9:30 p.m. (EST) Winner of Match 1 vs. Winner of Match 2
TV: ESPN



The Book on the Boilermakers

At First Glance: The eighth-ranked Boilermakers (29-4, 16-4 Big Ten) are making the program's 14th NCAA Tournament appearance and seventh in the last eight seasons after posting their best record since the 1985 season (34-4), including the most conference victories since 1985. Purdue which finished second in the Big Ten its best placing since 1987, is in the NCAA third round for the sixth time in program history and fifth since 2005 (also 2006, 2008, 2010). The team also boasts its highest ranking since Nov. 14, 1983 (7th). Purdue returns 12 players, including five starters, from the 2010 team which went 24-11, defeated three Top 10 foes and advanced to the NCAA Regional Final. Head coach Dave Shondell is in his ninth season with the team.

Last Time Out: The Boilermakers swept Morehead State and topped Louisville 3-1 in the first and second round at home on Belin Court last weekend.

Statistically Speaking: Outside hitter Ariel Turner paces the Boilermaker offense with 4.87 kills per set, while also adding 2.77 digs per set and 19 aces. Middle blocker Tiffany Fisher has put down 2.48 kills per set, while hitting .395, putting up 1.03 blocks per set and serving up a team-leading 29 aces. Outside hitters Val Nichol (2.15), Katie Griffin (1.84) and Catherine Rebarchak (1.74) follow. Middle blocker Anna Drewry chips in 1.23 kills per set and 0.90 blocks per set, while middle blocker Kierra Jones paces Purdue at the net with 1.24 blocks and adds 1.43 kills per set.

Defensively, Blair Bashen leads a group of five players with more than two digs per set. Bashen manages 3.99 saves per stanza, while serving up 27 aces. Turner (2.77), libero Carly Cramer (2.70), defensive specialist Emily Ehlers (2.64) and setter Rachel Davis (2.43) round out the group. Cramer adds 12 aces to the team's tally, while Davis also contributes 10.91 assists per set. Purdue is outhitting opponents .266 to .144 and outblocking foes 2.80 to 1.48.

What a Difference a Win Makes...

If the Boilermakers top No. 21 Florida State on Friday ...

- They would advance to the Regional Final, setting up a meeting with the winner of the Minnesota/Iowa State match on Dec. 10 in Minneapolis.
- They will move the program's all-time NCAA Tournament record to 20-13 and advance to the Regional Final for the third time in program history (also 1982, 2010).
- They will move to 30-4, marking the program's best record since 1985 (34-4).
- They will defeat their eighth ranked opponent of the season, the most in program history.
- They will improve to 22-18 all-time when playing in December, including a 3-5 mark when playing on Dec. 9.

Series Information

Florida State (Series is tied 3-3): The Boilermakers and Seminoles have split the six meetings in the series, which began on Dec. 7, 1979. The programs have alternated wins in the series with Purdue taking the first at the AIAW National Tournament in Tuscaloosa, Ala., and FSU taking the most recent with a sweep in Tallahassee on Aug. 30, 1997. Purdue is 2-1 in neutral site meetings in the series.

Iowa State (Purdue leads 1-0): The Boilermakers won the lone previous meeting with the Cyclones, taking a 3-0 decision at the Boilermaker Fall Preview on Sept. 2, 1989.

Minnesota (Minnesota leads the series 43-28): Purdue dominated the early part of the series with the Golden Gophers, which began on Oct. 11, 1975, posting 18 wins in the first 20 meetings. Minnesota won 19 of the next 25, though Purdue swept the 1990 series. The Boilermakers took the 1998 series in a pair of five set matches, but the Gophers have won the last 22 of the last 24. Purdue topped the Gophers 3-1 in the lone meeting this season.

The Dave Shondell File

•Shondell, who became the fourth coach in Purdue volleyball history in February 2003, is in his ninth year at the helm of the Boilermaker volleyball program.

•Shondell joined the Purdue staff after 22 years as a successful club and high school coach in central Indiana.

•In 13 years as head coach at Muncie Central High School, he led the Bearcats to four state titles and a 428-52 record. That winning percentage (.891) is the second-best winning percentage in Indiana high school volleyball history.

•In his eight years at Purdue, Shondell has posted a 162-103 overall record, including a 81-79 mark in the Big Ten Conference.

Shondell Year-by-Year

1981	Assistant Men's Coach, Ball State
1981-88	Head Coach, Daleville HS
1988-2003	Co-Director/Head Coach, Munciana Volleyball Club
1990-2003	Head Coach, Muncie Central HS
1998-99	Assistant Coach, USA Junior National Team
2003-	Head Coach, Purdue

Shondell vs. 2011 Opponents

Opponent	Record	Home	Away	Neu
Air Force	1-0	0-0	0-0	1-0
Ball State	3-0	2-0	1-0	0-0
Baylor	1-1	1-0	0-1	0-0
Bryant	1-0	0-0	0-0	1-0
Cincinnati	1-1	0-0	0-0	1-1
College of Charleston	2-0	1-0	0-0	1-0
Denver	1-0	0-0	1-0	0-0
Illinois	8-10	5-4	3-6	0-0
Indiana	16-2	8-1	8-1	0-0
Iowa	16-2	9-0	7-2	0-0
Jacksonville State	1-0	1-0	0-0	0-0
Louisville	7-0	4-0	1-0	2-0
Michigan	8-10	4-5	4-5	0-0
Michigan State	14-4	8-1	6-3	0-0
Minnesota	3-14	3-6	0-8	0-0
Morehead State	1-0	1-0	0-0	0-0
Nebraska	1-1	1-0	0-1	0-0
Northwestern	11-7	7-2	4-5	0-0
Ohio State	11-7	6-3	5-4	0-0
Penn State	1-18	1-8	0-9	0-1
Western Carolina	1-0	1-0	0-0	0-0
Wisconsin	8-9	4-4	4-5	0-0
VCU	2-0	1-0	0-0	1-0

Purdue Quick Facts

Location: West Lafayette, Ind. (47907)
Founded: 1869
Enrollment: 39,637
Nickname: Boilermakers
Colors: Old Gold and Black
Conference: Big Ten
Facility: Holloway Gymnasium (2,288)
Web site: purduesports.com
President: France A. Córdova
Athletics Director: Morgan J. Burke
Head Coach: Dave Shondell (9th year)
 Record at Purdue: 162-103 (8)
 Overall Record: same
Assistant Coaches: Kathy Jewell (9th year)
 John Shondell (9th year)
Starters Returning/Lost: 5/2
Letterwinners Returning/Lost: 11/3
2010 Record: 24-11 (12-8 Big Ten, T4th)

Comparing the Teams

Stat.	Purdue	Florida State	Iowa State	Minnesota
Hit. %	.266	.264	.257	.234
Kills	13.72	14.03	14.17	14.12
Assists	12.63	12.67	13.09	13.40
Aces	1.15	0.96	1.19	1.11
Blocks	2.80	2.95	2.20	1.92
Digs	15.27	15.68	17.82	15.98

Scouting The Seminoles

At First Glance: The No. 21 Florida State Seminoles (26-6, 18-2 ACC) are making their 14th NCAA Tournament appearance and the second Sweet 16 appearance in program history. The Seminoles earned an automatic bid after winning the ACC title. FSU is coached by Chris Poole, who is in his fifth year with the team.

Last Time Out: Florida State advanced to the Sweet 16 with a sweep of Albany and a five-set win over Cincinnati at home in Tallahassee last weekend.

Statistically Speaking: Outside hitter Jekaterina Stepanova paces the FSU offense with 3.27 kills per set, while also adding 2.75 digs per set and 13 aces. Outside hitter Visnja Djurdjevic follows with 2.88 kills and 3.21 digs per set and 32 aces, while Elise Walch adds 2.10 kills per set, while hitting .305. Outside hitter Rachael Morgan (1.80) and middle blocker Sareea Freeman (1.76) also contribute offensively. Freeman is hitting at a team-best .323 clip and puts up 1.19 blocks per set, while Morgan has served up 20 aces and added 0.91 blocks per set. Middle blocker Ashley Neff leads the team at the net with 1.61 blocks per set. FSU is outhitting opponents .264 to .187 and outblocked foes 2.95 to 1.84.

Defensively, libero Katie Mosher leads the way with 4.58 digs per set, followed by Djurdjevic (3.21) and Stepanova (2.75).

Chatting About The Cyclones

At First Glance: The Iowa State Cyclones (24-5, 13-3 Big 12) are making their sixth consecutive NCAA Tournament appearance, including four Regional Semifinal berths, and the seventh in program history. The Cyclones earned the tournament's four-seed, the highest in program history, after finishing 22-5, including a 13-3 mark in Big 12 play, good for second place. Iowa State is coached by Christy Johnson-Lynch, who is in her seventh year with the team.

Last Time Out: The Cyclones advanced to the Sweet 16 with sweeps of Wisconsin-Milwaukee and No. 25 Miami (Fla.) at home last weekend.

Statistically Speaking: Outside hitter Carly Jensen leads a group of four hitters averaging more than two kills per set. Jensen puts down 3.88 kills per set, while also adding 3.25 digs per set and 21 aces. Middle blocker Jamie Straube (2.63) and outside hitters Victoria Hurtt (2.28) and Hannah Willms (2.20) follow. Straube is hitting at a team-best .338 clip and chips in 0.94 blocks and 26 aces. Middle blocker Tenisha Matlock leads ISU at the net with 1.000 blocks per set, while also tallying 1.84 kills per set. Iowa State is outhitting opponents .257 to .160.

Boilermaker History

Purdue's Record When	2011	2010	Shondell Era	Overall
Match Lasts 3 Sets	16-0	14-1	98-44	334-241
Match Lasts 4 Sets	9-4	6-7	56-35	179-151
Match Lasts 5 Sets	4-0	4-3	37-28	136-87
By Month				
August	3-0	2-1	19-5	29-9
September	11-0	8-2	77-22	260-144
October	6-3	5-5	43-39	256-192-1
November	7-1	6-2	41-35	183-154
December	2-0	3-0	11-5	21-18
By Day of the Week				
Sunday	0-0	1-1	4-3	22-16
Monday	0-0	0-0	1-0	6-1
Tuesday	0-0	0-0	2-1	45-21
Wednesday	4-0	2-0	18-6	49-40
Thursday	1-0	0-0	3-0	25-13
Friday	9-2	15-3	79-45	301-206-1
Saturday	15-2	7-6	84-51	301-220
Conference Matches				
Home	9-1	8-2	56-34	162-122
Road	7-3	4-6	41-49	107-174
Non-Conference Matches				
Home	8-0	7-1	43-5	177-54
Road	1-0	2-0	17-7	92-70
Neutral	4-0	3-1	34-11	174-79
Miscellaneous				
Overtime sets	6-4	10-9	62-55	185-181

Defensively, libero Kristen Hahn leads the way with 5.49 digs per set, while four others add more than two digs per set. Jenson (3.25), defensive specialist Rachel Hockaday (2.78), setter Alison Landwehr (2.51) and defensive specialist Caitlin Mahoney (2.09) make up the group. Mahoney has served up 25 aces, while Landwehr dishes out 11.40 assists per set.

Getting To Know The Gophers

At First Glance: Minnesota (20-11, 11-9 Big Ten) is making its 17th NCAA Tournament appearance and 13th consecutive after finishing fifth in the Big Ten. Minnesota has made it to three Final Fours (2003, 2004, 2009) and was the national runner-up in 2004. The Gophers made it to the Regional Semifinals in 2010. Minnesota is coached by Laura Bush, who is in her first year as interim head coach with the team.

Last Time Out: The Golden Gophers advanced to play in the regional on their home court with a sweep of North Dakota State and a five-set comeback win over Washington.

Statistically Speaking: Outside hitter Ashley Wittman headlines a group of four players averaging more than two kills per set. Wittman posts 4.51 kills and 2.76 digs per set, while serving up 18 aces. Outside hitter Katherine Harms (2.80), middle blocker Tori Dixon (2.75) and outside hitter Hailey Cowles (2.00) follow. Dixon is hitting at a team-best .348 clip and boasts a team-best 37 aces, while Cowles adds 2.99 digs per set. Middle blocker Ariana Filho paces the team at the net with 0.90 blocks per set, while also adding 1.83 kills per set.

Defensively, libero Jessica Granquist leads the way with 4.63 digs per set. Cowles (2.99), Wittman (2.76), and defensive specialist Steffi Sooter (1.94) also contribute. Setter Mia Tabberson dishes out 12.15 assists, while also managing 1.92 digs per set. Minnesota is outhitting opponents .234 to .202 and has served up 133 aces.

National Recognition

The Boilermakers stood strong at No. 8 in the most recent AVCA Coaches Poll, marking their highest listing since Nov. 14, 1983, when the team was ranked seventh. This is the third week Purdue has spent in the Top 10, its longest stay there since 1983 (10 weeks: Sept. 26 to Nov. 28). The Nov. 21 ranking is Purdue's 112th all time since the AVCA polls began in 1982, including preseason and postseason listings.

In the Rankings			
Preseason 2011	13th	Oct. 10, 2011	11th
Aug. 29, 2011	13th	Oct. 17, 2011	12th
Sept. 5, 2011	13th	Oct. 24, 2011	11th
Sept. 12, 2011	14th	Oct. 31, 2011	11th
Sept. 19, 2011	13th	Nov. 7, 2011	10th
Sept. 26, 2011	12th	Nov. 14, 2011	8th
Oct. 3, 2011	11th	Nov. 21, 2011	8th

AVCA Top 25 Coaches Poll Nov. 21, 2011

Rank	School	Record	Last Wk
1	USC	20-4	4
2	UCLA	22-3	1
3	California	23-4	5
4	Nebraska	20-2	2
5	Stanford	19-4	3
6	Hawai'i	24-1	6
7	Illinois	22-3	7
8	Purdue	22-3	10
9	Texas	16-4	8
10	Washington	18-6	11
11	Northern Iowa	25-1	12
12	Penn State	18-6	9
13	Iowa State	19-4	13
14	Tennessee	22-3	15
15	Oregon	17-7	20
16	Kentucky	22-4	18
17	Florida	19-5	19
18	Pepperdine	18-5	14
19	Minnesota	14-9	16
20	San Diego	25-3	21
21	Florida State	21-4	17
22	Miami (Fla.)	23-3	NR
23	Michigan	17-9	24
24	Long Beach State	19-6	NR
25	Ohio State	17-10	25

2011 PURDUE VOLLEYBALL NUMERICAL ROSTER

No.	Name	Class	Pos.	Ht.	Hometown (High School)
1	Davis, Rachel	RS So.	S	6-0	Kalamazoo, Mich. (Plainwell)
2	Nichol, Val	Fr.	S/OH	6-0	Normal, Ill. (University)
3	Fox, Hilliary	So.	OH/DS	6-1	Montgomery, Ind. (Barr Reeve)
6	Ehlers, Emily	Sr.	DS	5-9	Mishawaka, Ind. (Penn)
8	Turner, Ariel	Jr.	OH	6-1	Highlands Ranch, Colo. (Mountain Vista)
9	Miller, Amanda	RS Jr.	DS	5-7	Trabuco Canyon, Calif. (Mission Viejo)
10	Griffin, Katie	RS So.	OH	6-2	Avon, Ind. (Avon)
11	Cramer, Carly	Jr.	DS	5-6	Martinsville, Ind. (Martinsville)
12	Jones, Kierra	Fr.	MB	6-1	Fishers, Ind. (Hamilton Southeastern)
14	Bashen, Blair	RS Sr.	DS	5-10	Houston, Texas (St. Johns)
15	Gosewisch, Courtney	Jr.	DS	5-8	Downers Grove, Ill. (Downers Grove South)
16	Fisher, Kaisley	Fr.	MB	6-3	Plainfield, Ill. (Plainfield North)
17	Rebarchak, Catherine	RS So.	MB/OH	6-1	Mobile, Ala. (St. Paul's Episcopal School)
18	Fisher, Tiffany	Sr.	MB/OH	6-2	Topeka, Ind. (Westview)
20	Drewry, Anna	Jr.	MB	6-3	San Antonio, Texas (Tom C. Clark)

Head Coach: Dave Shondell (Ball State 1981, 1985), ninth year

Assistant Coaches: Kathy Jewell (Northern Michigan 1998), ninth year; John Shondell (Ball State 1993), ninth year

Volunteer Assistant Coach: Nate Kitrush (IPFW 2008), third year

Student Assistant Coach: Jaclyn Hart

Supervisor of Volleyball Operations: Karen Freeburg (East Tennessee State 2005), third year

PRONUNCIATION GUIDE

Emily Ehlers - AY-lers

Kaisley Fisher - KAYS-lee

Courtney Gosewisch - GOSS-witch

Kierra Jones - KEY-air-uh

Val Nichol - Nickle

Catherine Rebarchak - reh-BAR-check

Shondell - Shon-DELL

Ariel Turner - air-EE-el

Purdue at the NCAA Tournament



1981	12/6 Tennessee 12/11 UCLA	W 3-0 L 2-3
1982	12/5 Rutgers 12/11 Nebraska 12/12 USC	W 3-1 W 3-2 L 0-3
1983	12/3 Illinois State 12/9 W. Michigan	W 3-2 L 2-3
1984	11/29 San Jose St.	L 1-3
1985	12/5 Illinois State 12/13 Nebraska	W 3-0 L 1-3
1987	12/4 Penn State 12/10 Nebraska	W 3-0 L 0-3
1990	11/29 Penn State	L 0-3
2004	12/2 Colorado State 12/3 Hawai'i	W 3-2 L 0-3
2005	12/2 Va. Common. 12/3 Charleston 12/9 #3 Washington	W 3-0 W 3-0 L 0-3
2006	11/30 Saint Louis 12/1 Kentucky 12/8 #5 Penn State	W 3-0 W 3-0 L 0-3
2007	11/30 #19 Ohio 12/1 #17 Cal Poly	W 3-1 L 0-3
2008	12/5 Louisville 12/6 Middle Tennessee State 12/12 #6 Hawai'i	W 3-2 W 3-2 L 1-3
2010	12/3 Kentucky 12/4 Louisville 12/10 #1 Florida 12/11 #6 Texas	W 3-1 W 3-1 W 3-0 L 1-3
2011	12/2 Morehead State 12/3 Louisville	W 3-0 W 3-1

At a Glance

Number of Tournament Appearances: 14

Years: 1981, 1982, 1983, 1984, 1985, 1987, 1990, 2004, 2005, 2006, 2007, 2008, 2010, 2011

Years Advanced to Second Round: 1981, 1982, 1983, 1985, 1987, 2004, 2005, 2006, 2007, 2008, 2010, 2011

Years Advanced to Third Round: 1982, 2005, 2006, 2008, 2010, 2011

Years Advanced to the Fourth Round: 2010

All-Time Tournament Record: 19-13

Going Dancing

The 2011 NCAA Tournament berth is the team's seventh in the last eight years and the 14th in the program's 37-year history. Purdue is 19-13 all-time in NCAA Tournament play, including the first and second round wins last weekend. The Boilermakers are making their sixth appearance in the third round and fifth since 2005 (also 2006, 2008 and 2010).

Purdue advanced to the second round five straight years (2004-2008), including Sweet 16 appearances in 2005, 2006 and 2008. In the 2010 Tournament, Purdue defeated Kentucky and Louisville at home on Belin Court, before advancing to the program's first Elite Eight appearance since 1982 with a win over No. 1 Florida. The Boilermakers fell to No. 6 Texas to end the program's furthest run in the tournament in the 64-team era.

The Boilermakers first reached the postseason in 1981, when they advanced to the South Regional Semifinals before falling to UCLA in five games. The Boilermakers made the tournament five straight seasons from 1981 to 1985, advancing to the regional semifinals each year, except for 1984 when the team fell to San Jose State in first-round action. In 1987, Purdue returned to the postseason and advanced to the second round. The 2004 berth was the team's first since 1990. The Boilermakers have played host to first and second round matches three times in recent history: in 2006, 2008 and 2010. For a detailed look at Purdue's history in the NCAA Tournament, see pages 20-22.

The Rundown

No.	Name	Year	Position	Notes
1	Rachel Davis	RS So.	S	10.91 apts, 2.43 dps, 0.82 kps, .414 hit %, 5 aces, 12 double doubles
2	Val Nichol	Fr.	OH	2.15 kps, 0.63 bps, 30 digs
3	Hilliary Fox	So.	DS/OH	1.29 dps, 3 aces, 9 assists in 56 sets
6	Emily Ehlers	Sr.	DS	2.64 dps, 19 aces, 60 assists, 97 percent on reception attempts
8	Ariel Turner	Jr.	OH	4.87 kps, 2.77 dps, 19 aces, 10+ kills 31 times, 16 double doubles
9	Amanda Miller	RS Jr.	DS	1.08 dps, 5 aces, 95 percent on reception attempts in 40 sets
10	Katie Griffin	RS So.	OH	1.84 kps, 16 digs, 17 blocks in 50 sets
11	Carly Cramer	Jr.	Lib.	2.70 dps, 12 aces, season-ending leg surgery
12	Kierra Jones	Fr.	MB	1.43 kps, 1.24 bps, .365 hit %
14	Blair Bashen	RS Sr.	DS/Lib.	3.99 dps, 27 aces, 97 percent on reception attempts
15	Courtney Gosewisch	Jr.	DS	38 digs, 2 aces in 35 sets
16	Kaisley Fisher	Fr.	MB	3 kills, 4 blocks, redshirting
17	Catherine Rebarchak	RS So.	OH	1.74 kps, 0.56 dps, 0.85 bps, 15 aces, 10+ kills seven times
18	Tiffany Fisher	Sr.	MB	2.48 kps, .395 hit %, 29 aces, 1.03 bps
20	Anna Drewry	Jr.	MB	1.23 kps, 0.90 bps in 31 sets

Florida State

Overall Record: 26-6

ACC: 18-2 (1st)

NCAA Information

NCAA Berths: 14

Advanced to Second Round: 4 times

Advanced to Third Round: 2 times

Advance to Fourth Round: 1 time

All-Time NCAA Record: 7-13

Coaching Staff

Head Coach: Chris Poole

(Arkansas Tech 1983)

Record at Florida State: 98-29 (4)

Overall record: 648-259 (25)

Assoc. Head Coach: Holly Watts

Assistant Coach: Gokhan Yilmaz

Team Leaders

Kills ___ Jekaterina Stepanova (6-2, OH) 3.27

Assists ___ Duygu Duzceler (5-10, S) ___ 6.13

___ Sarah Wickstrom (5-11, S) ___ 5.06

Aces ___ Visnja Djurdjevic (6-1, OH) ___ 32

Digs ___ Katie Mosher (5-9, DS) ___ 4.58

Blocks ___ Ashley Neff (6-3, MB) ___ 1.61

Iowa State

Overall Record: 24-5

Big 12: 13-3 (2nd)

NCAA Information

NCAA Berths: 7

Advanced to Second Round: 6 times

Advanced to Third Round: 4

Advanced to Fourth Round: 1

All-Time NCAA Record: 11-6

Coaching Staff

Head Coach: Christy Johnson-Lynch

(Nebraska 1996)

Record at Iowa State: 125-67 (6)

Overall record: Same

Assistant Coaches: Dawn Sullivan

Trudy Vande Berg

Team Leaders

Kills ___ Carly Jenson (5-11, OH) ___ 3.88

Assists ___ Alison Landwehr (6-0, S) ___ 11.40

Aces ___ Jamie Straube (6-2, MB) ___ 26

Digs ___ Kristen Hahn (5-6, DS) ___ 5.49

Blocks ___ Tenisha Matlock (6-2, MB) ___ 1.00

Minnesota

Overall Record: 20-11

Big Ten: 18-2 (5th)

NCAA Information

NCAA Berths: 17

Advanced to Second Round: 16 times

Advanced to Third Round: 10 times

Advanced to Fourth Round: 4

Advanced To National Semifinal: 3

Advanced to National Final: 1

All-Time NCAA Record: 32-16

Coaching Staff

Interim Head Coach: Laura Bush

(Illinois 1992)

Record at Minnesota: First year

Overall record: 100-164 (9)

Assistant Coaches: Alfee Reft

Chris Tamas

Team Leaders

Kills ___ Ashley Wittman (6-0, OH) ___ 4.51

Assists ___ Mia Tabberson (6-2, S) ___ 12.15

Aces ___ Tori Dixon (6-3, MB) ___ 37

Digs ___ Jessica Granquist (5-8, DS) ___ 4.63

Blocks ___ Ariana Filho (6-2, MB) ___ 0.90

Rewriting the Record Books

The Boilermakers are making a dent in the season and career record books this year. The team ranks eighth in season block assists 503, just one out of seventh place, and is knocking of the door of the Top 10 for total blocks and digs.

Junior Ariel Turner snapped Colleen DeMeyer's 32-year old record for hitting attempts in a season (1512) as she tallied 43 swings against Wisconsin on Nov. 25, boosting her tally to 1,531. Turner, who has taken 1606 swings in 2011, ranks fourth in career hitting attempts (3,880). Turner entered the Top 10 for season kills on Nov. 23 and has boosted her total to 570, ranking third all-time. The junior broke into the 10th place spot in career kills against Morehead State, and now has tallied 1335.

Redshirt senior Blair Bashen broke into the season Top 10 for digs with 13 against Morehead State, and now ranks ninth with 467. She also ranks seventh in career digs (1245).

With five block assists against Indiana, Nov. 23, senior Tiffany Fisher moved into the career Top 10 in the category, bumping Jaclyn Hart from the 10th place spot (307). Fisher now has 321 block assists, ranking ninth. The senior is 32 total blocks out of the Top 10 in that category.

Among The Nation

The Boilermakers rank among the top 50 nationally in three statistical categories. With a 29-4 record, Purdue ranks fourth in winning percentage (.879). The Boilermakers also are 11th in blocks per set (2.80) and 14th in hitting percentage (.266). The team also ranks 55th in kills per set (13.72) and 63rd in assists per set (12.63).

Individually, junior outside hitter Ariel Turner ranks third in points per set (5.49) and fifth in kills per set (4.87). Senior middle blocker Tiffany Fisher ranks 10th nationally in hitting percentage with a .395 effort. Freshman middle Kierra Jones ranks 39th in blocks per set (1.24). Redshirt sophomore setter Rachel Davis ranks 43rd in assists per set (10.91).

Top Of The Conference

Purdue was well represented when the All-Big Ten honors were announced on Nov. 29, picking up some historic awards, including Player and Coach of the Year accolades.

Junior outside hitter Ariel Turner became Purdue first Big Ten Player of the Year selection since 1985 (Marianne Smith). Head coach Dave Shondell was tabbed as Big Ten Coach of the Year by both the media and the league's coaches, marking Purdue's first Coach of the Year selection since Hall of Famer Carol Dewey (1982, 1985, 1987).

Turner and senior middle blocker Tiffany Fisher were named as unanimous All-Big Ten selections, marking the first time Purdue has boasted two first team selections since Debbie McDonald and Linda Reichl in 1987. The selections are the 49th and 50th in program history. The pair follows All-American setter Jaclyn Hart and All-America middle blocker Stephanie Lynch, who were unanimous selections in 2010 and 2008 respectively.

Rookie middle blocker Kierra Jones was named to the seven-person all-freshman team as well. Jones' accolade is the third straight for the Boilermakers, following Turner in 2009 and Catherine Rebarchak in 2010, and makes her the eighth Boilermaker rookie to earn the honor since 2000.

Turner was a five-time Big Ten Player of the Week honoree in 2011 and also earned AVCA National Player of the Week accolades on Nov. 1. The Academic All-District and Academic All-Big Ten selection ranks in the top five nationally in points per set and kills per set, leading the Big Ten in both categories. She is averaging 4.92 kills and 2.76 digs per set.

Fisher, who also was a Preseason All-Big Ten selection, ranks 15th nationally in hitting percentage with a Big Ten and team-best .391 mark. The senior is averaging 2.45 kills and 1.00 blocks per set in 30 starts.

Jones, who was a three-time Big Ten Freshman of the Week and two-time Big Ten Co-Defensive Player of the Week recipient, ranks 38th nationally and fifth in the Big Ten with a team-best 1.24 blocks per set. The rookie also averages 1.42 kills per set, while hitting .358. She has led the team in blocks 15 times in 2011.

Head coach Dave Shondell is in his ninth season with the team and boasts a 189-107 mark in that span. His squads have defeated 30 ranked opponents and made seven NCAA Tournament appearances. The eighth-ranked 2011 Boilermakers, which were picked to finish fourth in the league, have posted a 27-4 mark thus far, including a 16-4 conference record, good for second place in the Big Ten.

Giant Slayers

Up until Oct. 8, 2010, Purdue had not beaten a Top 5 ranked opponent in 37 tries. On that date, the Boilermakers toppled No. 4 Penn State, snapping a 42-match skid against the Nittany Lions. Purdue followed that win up with a sweep of No. 1 Florida on Dec. 10 to earn its spot in the Elite Eight. The Boilermakers have added two more historic wins in 2011, taking down No. 5 Illinois on Nov. 2 and No. 2 Nebraska on Nov. 12. Under coach Dave Shondell, Purdue has defeated 30 ranked opponents, including seven in 2011, and eight ranked in the Top10.

Riding The A-Train

Junior outside hitter Ariel Turner has posted double-digit kills in 31 of the 32 matches she has played in this season. The Highlands Ranch, Colo., native has led the team offensively in 31 of its 33 contests, while also pacing the team in blocks twice and in digs twice. The junior also has 16 double-doubles (kills and digs) to her credit in 2011. Turner has taken a season record 1606 swings, snapping the 32-year old record 1,512 set by Colleen DeMeyer in 1979.

Purdue's Record When....

A look at the 2011 statistical trends

By Kills

Leading in Kills	23-1
Trailing in Kills	5-3
Tied in Kills	1-0

By Hitting Percentage

Leading in hitting pct.	29-1
Trailing in hitting pct.	0-2
Tied in hitting pct.	0-1
Hitting above .300	11-0
Hitting below .300	18-4
Hitting below .200	3-3
Holding opponent below .200	27-1
Holding opponent below .100	11-0

By Serving

Leading in aces	18-0
Trailing in aces	4-2
Tied in aces	7-2

By Digs

Leading in digs	22-1
Trailing in digs	4-3
Tied in digs	3-0

By Blocking

Leading in blocks	27-2
Trailing in blocks	2-2
Tied in blocks	0-0

By Sets

Win first set	21-1
Lose first set	8-3
Win first two sets	16-0
Lose first two sets	1-1
Split first two sets	12-3

By Number of Sets

Three-set matches	16-0
Four-set matches	9-4
Five-set matches	4-0

The Numbers Game

1	Big Ten Freshman of the Year
2	AIAW National Tournament appearances
3	Big Ten Players of the Year
4	Big Ten Championships
6	Academic All-Americans accounting for seven honors
8	Athletic All-Americans accounting for 20 honors
9	Years under head coach Dave Shondell
14	NCAA Tournament appearances
14	Players with 1,000 digs
24	Players with 1,000 kills
37	Seasons of Purdue volleyball
48	All-Big Ten selections
51	Big Ten Player of the Week/ Defensive Player of the Week/ Freshman of the Week selections
112	Rankings in the AVCA Top 25 Coaches Poll, including preseason and postseason listings
122	Academic All-Big Ten selections
159	Student-athletes who have played in at least one Purdue match, 1975-2010
191	Wins tallied by head coach Dave Shondell since his arrival in 2003
257	Matches against ranked opponents
749	Wins in program history
2,961	Holloway Gymnasium attendance record; vs. #2 Nebraska on Nov. 12, 2011
8,512	Fans that attended Pack Mackey event on Oct. 2, 2005
10,570	Fans that attended the Mackey Madness event on Oct. 17, 2008
10,645	Fans that attended Pac Mac event on Oct. 29, 1985

All told, Turner has posted double-digit kills in 78 of her 97 career matches and registered 21 double-doubles. The junior reached the 1,000 kill milestone on Oct. 7 and surpassed the 500 dig mark on Oct. 14. She has put down 1,335 career kills, 10th most at Purdue, and managed 669 digs. Turner ranks fourth all-time in hitting attempts with 3,880.

A Tough Slate

The Boilermakers played a stacked slate in 2011, including 17 matches against teams that played in the 2010 NCAA Tournament and 11 against teams ranked in the final Top 25 poll. Seven Big Ten teams were listed in the preseason Top 25: No. 1 Penn State, No. 5 Nebraska, No. 8 Illinois, No. 12 Minnesota, No. 13 Purdue, No. 21 Ohio State and tied-No. 24 Michigan.

Four other Big Ten squads received votes, but landed outside the rankings. Boilermaker foes Louisville and Cincinnati also were listed among the preseason vote getters.

Turner Domination

Junior outside hitter Ariel Turner, a preseason All-Big Ten selection, was named Big Ten Player of the Week five times in 2011: Oct. 3, Oct. 10, Oct. 31, Nov. 7 and Nov. 28.

On Oct. 3, she was honored for her efforts against Northwestern and No. 1 Illinois. Turner led the Boilermakers with a pair of double-doubles against the Wildcats and Fighting Illini, racking up 5.00 kills and 3.25 digs per set. In the win over the Wildcats, the Highlands Ranch, Colo., native tallied 20 kills and added 14 digs and three blocks. Against the Fighting Illini, she led all hitters with 20 kills, while chipping in 12 digs, two blocks and an ace. The honor was her first since receiving Big Ten Freshman of the Week accolades twice in 2009.

En route to the Oct. 10 accolade, Turner paced the Purdue offense with 5.71 kills per set, while hitting at a .252 clip and adding 2.85 digs and 0.71 blocks per set against Nebraska and Iowa. The junior joined the 1,000 kill club in Set 4 against #6 Nebraska and added her seventh double-double with a 24-kill, 11-dig effort. She tallied seven kills and a stuff in the second set, which Purdue won 25-20, and added nine in the decisive fourth set. Against the Hawkeyes, Turner managed a match-high 16 kills, while hitting .333, serving up two aces and adding nine digs.

Her honors on Oct. 31 came after a stellar weekend against No. 22 Michigan and Michigan State. Turner pounded out 5.89 kills, while hitting at a .349 clip and pulling up 3.22 digs per set. She tallied a double-double in each victory. In the comeback five-setter against Michigan, Turner put down 25 kills, dug up a season-best 18 digs and managed six stuffs, including two solo blocks. She put down seven kills, including the set-winner, in a 25-22 Set 4 win and was part of a block that thwarted Michigan's third match-point attempt en route to a 18-16 win. Against the Spartans, Turner registered a career-high tying 28 kills and 11 digs.

Turner was named Big Ten Player of the Week for the second straight week and fourth time in 2011 on Nov. 7 after pacing the Boilermakers with 5.00 kills, 4.00 digs and 1.57 blocks per set in victories over #5 Illinois and Northwestern. In the process, the junior just missed a triple double, while jumping into the Purdue career top 10 for hitting attempts. In the upset of the Fighting Illini, Turner did it all for the Boilermakers, posting a 21-kill, 19-dig double-double, while narrowly missing the triple double with eight blocks. The 19-dig tally was a career high, while the eight stuffs also tied a career best. Against Northwestern, Turner remained steady, posting 14 kills on a .324 hitting night, while also adding nine digs and three blocks.

Most recently, the junior picked up the final Big Ten Player of the Week honor on Nov. 27 after racking up a stellar 6.14 kills per set, while hitting .365 and managing 2.71 digs, 0.71 blocks per set and two aces. Against Indiana, the junior pounded down 25 kills, including nine in the second set, while adding eight digs and three blocks. She picked up the assist on the final point of the win, and also made good on both of her reception attempts. Against Wisconsin, Turner registered her 15th double-double of the season with 18 kills and 11 digs in the sweep. The junior also contributed two aces and two blocks in the victory. In addition to putting away six kills in the first set, she also served up 11 points, including two aces. Turner capped her night by adding six kills in each of the last two sets.

Turner's five Player of the Week accolades are the most by any one Boilermaker in a season, topping Stephanie Lynch's tally of four from the 2008 season (2 POW, 2 Defensive POW).

National Player of the Week

Junior outside hitter Ariel Turner became Purdue's first AVCA National Player of the Week honoree since 2006 when she was so named on Nov. 1 after recording double-doubles in a pair of wins, efforts which also garnered her Big Ten Player of the Week honors for the third time in 2011.

In the Boilermakers first match against then-No. 22 Michigan, Turner had 25 kills hitting .333 while adding 18 digs in the five-set win. She didn't slow down in the second match against Michigan State, this time nailing 28 kills for a .365 hitting percentage, and adding another 11 digs. For the week, the Colorado native averaged 5.9 kills and 3.2 digs per set and hit a weekly average of .349.

Michigan State, this time nailing 28 kills for a .365 hitting percentage, and adding another 11 digs. For the week, the Colorado native averaged 5.9 kills and 3.2 digs per set and hit a weekly average of .349.

The national honor marked the second time an athlete from Purdue had received the Sports Imports/AVCA Division I National Player of the Week award, with the first one coming the week of November 20, 2006 when Stephanie Lynch garnered the accolade.

Dynamite Defense

Redshirt sophomore Rachel Davis continued Purdue's success on the awards stage, earning AVCA National Player of the Week and Big Ten Defensive Player of the Week honors Nov. 14 and 15 for her efforts against Iowa and No. 2 Nebraska.

Davis guided the offensive attack to a pair of wins over Iowa and #2 Nebraska, dishing out 11.62 assists per set, while also contributing 2.88 digs and 0.75 blocks per set. The Kalamazoo, Mich., native helped four hitters to .300 or better hitting efficiencies and the team to a .287 effort on the weekend, including a season-best .410 effort in the sweep of Nebraska. The Boilermakers hit .300 or better in six of their eight sets on the weekend.

Against Iowa, the redshirt sophomore scooped up a career-high 21 digs, while rounding out her 10th double double of the season with 51 assists and four blocks. She set the Purdue offense to hitting efforts of over .300 in each of the final three sets in the five-set comeback win, while capping Set 4 with a block assist of her own.

Against Nebraska, Davis guided the team to a season best .410 hitting effort and saw five different hitters manage a .250 or better effort, including four over .300. She helped the team to a stellar Set 2 efficiency of .600 featuring 18 kills on 30 swings with no errors. She also contributed offensively in the set putting down the final kill.

Making A Splash

Rookie middle blocker Kierra Jones made quite a splash in the Big Ten in 2011. In addition to All-Big Ten Freshman team accolades, the Fishers, Ind., native was named Big Ten Freshman of the Week three times and Big Ten Co-Defensive Player of the Week twice. Jones' three freshman of the week honors match Anna Drewry's trio of honors in 2009.

In her first weekend as a collegiate volleyball player, Jones nabbed Freshman of the Week accolades and the Mortar Board Premier MVP title. Jones led the Boilermakers with a .581 hitting effort, including 2.33 kills per set, and 1.44 blocks per set as Purdue went 3-0 en route to the home tournament title. The rookie hit better than .400 in each match, including an .818 effort against College of Charleston in the tournament finale, marking the second best hitting effort ever by a Purdue player in a three-set match. She also added nine blocks in the contest with the Cougars, including eight block assists which rank sixth on Purdue's three-set match records list. Jones started all three matches for the Boilermakers. She posted two set-ending kills against Virginia Commonwealth, while accounting for four kills and four blocks in Purdue's 26-24 first set win over CofC. The freshman of the week honor was Purdue's first since Anna Drewry was so honored on Nov. 23, 2009, one of five Purdue rookie honors that season.

Jones was named Big Ten Co-Defensive Player and Co-Freshman of the Week on Oct. 17 for her efforts against No. 9 Penn State and No. 24 Ohio State. She led the Boilermakers at the net, racking up 2.00 blocks per set, while also chipping in 1.33 kills per set. Against Penn State, the rookie put down five kills, while stuffing the Nittany Lions on six occasions. Against Ohio State, Jones' blocking sparked the Boilermakers to wins in Set 3 and 4. She picked up six blocks in the closing sets as Purdue stuffed the Buckeyes 17 times and held them to a .181 hitting effort.

Jones garnered Big Ten Co-Defensive Player of the Week for the second time and Freshman of the Week honors for the third on Nov. 7. The rookie paced the Purdue net defense with 2.00 blocks per set, while also adding 1.57 kills per set and hitting .292 in a pair of wins over #5 Illinois and Northwestern. Her blocking helped stifle the opposing offenses to the tune of an .098 effort (Illinois) and an .024 effort (Northwestern). In the upset of the Fighting Illini, Jones chipped in a season-best nine stuffs, while adding four kills, a season-best four digs and her first collegiate ace. Against Northwestern, she turned in seven kills and five blocks, while hitting at a .462 clip.

A Grand Effort

Senior Emily Ehlers recorded her 1,000th career dig in Set 4 of Purdue's Nov. 10 contest with Iowa, becoming the 14th Boilermaker player to do so. Her career total now stands at 1,071. Thirteen other Boilermakers, including redshirt senior Blair Bashen, have surpassed the 1,000 dig milestone.

Can You Dig It?

Redshirt senior Blair Bashen recorded her 1,000th career dig against No. 9 Penn State on Oct. 14. She needed just five digs to reach the milestone coming into the match and reached the tally in the first set. Bashen is just the 13th Boilermaker to surpass the 1,000 dig mark. She now has totalled 1,245 digs in her Boilermaker career, ranking seventh on Purdue's all-time career list. Bashen needs 34 more digs to catch Alisha Mitro (1990-93), who tallied 1,279, good for sixth on the list.

Taking 20 Wins

The Boilermakers (29-4) reached the 20-win milestone for the fifth time under head coach Dave Shondell with a 3-1 win over Michigan State, Oct. 29. Purdue has posted 20 or more wins in 17 of its 37 seasons, advancing to postseason play each time, including 11 NCAA Tournament berths.

2011 Awards

Blair Bashen

Denver Invitational all-tournament team

Carly Cramer

Preseason All-Big Ten

Rachel Davis

Active Ankle Challenge MVP

Big Ten Defensive Player of the Week, 11/14

AVCA Division I National Player of the Week, 11/15

Emily Ehlers

Big Ten Sportsmanship Award honoree - Purdue

Tiffany Fisher

Preseason All-Big Ten

Mortar Board Premier all-tournament team

Denver Invitational MVP

Unanimous All-Big Ten selection

Kierra Jones

Big Ten Freshman of the Week, 8/29, 11/7

Big Ten Co-Freshman of the Week 10/17

Big Ten Co-Defensive Player of the Week,
10/17, 11/7

Mortar Board Premier MVP

All-Big Ten Freshman Team

Catherine Rebarchak

Active Ankle Challenge all-tournament team

Big Ten/Big East Challenge all-tournament team

Ariel Turner

Preseason All-Big Ten

Mortar Board Premier all-tournament team

Denver Invitational all-tournament team

Active Ankle Challenge all-tournament team

Big Ten/Big East Challenge all-tournament team

Five-time Big Ten Player of the Week:

10/3, 10/11, 10/31, 11/7, 11/28

AVCA Division I National Player of the Week, 11/1

Big Ten Player of the Year

Head coach Dave Shondell

Big Ten Coach of the Year (Coaches and Media)

Block Party

The Boilermakers put up 19.0 blocks as a team against Ball State on Sept. 10, setting a new rally scoring record for a four-game match. The tally surpassed the previous Purdue rally scoring record of 17.5 set at Indiana on Nov. 4, 2009. The 19 blocks also tie for the fourth-most ever by a Boilermaker side in a four-set affair, matching efforts against Wisconsin (11/3/1989), Georgia (9/3/1990), Minnesota (11/20/1993) and Northwestern (11/21/1982).

The Boilermakers have stifled opponents at the net throughout the 2011 season, outblocking foes in 29 of their 33 matches, winning 27 of those contests. Purdue has put up 10 or more blocks in 14 matches. The stuffs have helped the Boilers hold opponents under a .200 hitting percentage in 28 matches (27-1 in those contests), and under .100 in 11 contests (11-0).

Defense By Committee

Five different players have led the Boilermaker defense in the team's 33 matches. Redshirt senior Blair Bashen has led the team 20 times, while senior Emily Ehlers has been tops six times and junior Carly Cramer three times. Junior Ariel Turner posted a team-leading tally against Bryant and No. 22 Michigan, while redshirt sophomore Rachel Davis did the honors against College of Charleston and No. 18 Michigan.

Talking Tickets

The Boilermakers set a new record for tickets sold for a match in Holloway Gymnasium against No. 2 Nebraska on Nov. 12. The Athletics Ticket Office reported a total of 2,961 tickets sold for the match with the Huskers, surpassing the previous facility record of 2,830 sold for the Sept. 10, 2011 match against Ball State. Purdue has sold out 11 contests in 2011 and ranks 11th nationally in attendance average with 2,418 per match.

Preseason All-Big Ten

A trio of Purdue players were singled out by the conferences coaches as Preseason All-Big Ten selections, while the Boilermaker squad was picked to finish fourth in the league. Senior middle blocker Tiffany Fisher, junior outside hitter Ariel Turner and junior libero Carly Cramer received the preseason nod, the first for each player. Purdue's three honorees tied for the most in the league with preseason Big Ten favorite Penn State and Nebraska.

Cramer posted a team-leading 3.97 digs per set in 2010, a tally which ranked eighth in the league, while leading Purdue in digs 29 times. Fisher, an Honorable Mention All-Big Ten selection in 2009, racked up 2.32 kills per set, while hitting at a .281 clip and adding 0.94 blocks per set in 35 starts last season. Turner, an All-Freshman Team selection in 2009, led the Boilermaker offense with 3.73 kills per set, fourth among Big Ten players, while putting down double-digit kills 28 times and leading the team on 24 occasions.

Tournament Honors

Freshman middle blocker Kierra Jones was named MVP of the Mortar Board Premier, while senior middle blocker Tiffany Fisher and junior outside hitter Ariel Turner garnered all-tournament team acclaim for their efforts at the Boilermakers' home opening tournament.

Fisher was named MVP of the Denver Invitational, while Turner and redshirt senior Blair Bashen were named to the all-tournament team.

Redshirt sophomore setter Rachel Davis was named MVP of the Active Ankle Challenge, while Turner and redshirt sophomore outside hitter Catherine Rebarchak garnered all-tournament team nods.

Turner and Rebarchak were named to the all-tournament team at the Big Ten/Big East Challenge.

Tracking The Boilermakers

Follow Purdue volleyball on the web with streaming video, live audio and live statistics on purduesports.com. Live statistics are available via the GameTracker feature, while free audio broadcasts are available by clicking the listen links on the schedule page. Streaming video is available for a monthly fee via the Purdue All-Access Pass.

Be a part of Purdue volleyball online via the social networking services Facebook and Twitter. Like Purdue Volleyball on Facebook. Follow the team on twitter at twitter.com/PurdueVB or Boilermaker coach Dave Shondell's tweets at twitter.com/daveshondell.

Looking To The Future

Purdue University has been selected as one four NCAA Volleyball Regional host sites for the 2012 season, the NCAA Division I Women's Volleyball committee announced June 25, 2010. The Boilermaker program, which has made five Sweet 16 appearances in the last seven years, will play host to its first NCAA Regional event since the field expanded to 64 teams in 1998.

Purdue was selected along with the University of California, the University of Nebraska-Lincoln and the University of Texas at Austin as the four Regional sites.

Career Record Watch

Ariel Turner

Category	Has	Needs	To Rank
Kills	1335	73	9th (1418)
Attempts	3880	51	3rd (3931)
		903	2nd (4783)

Blair Bashen

Category	Has	Needs	To Rank
Digs	1245	34	6th (1279)
		50	5th (1295)
		54	4th (1299)

Emily Ehlers

Category	Has	Needs	To Rank
Digs	1071	49	10th (1120)
		74	9th (1145)

Tiffany Fisher

Category	Has	Needs	To Rank
Block Asst	321	9	8th (330)
		12	7th (333)
Total Blocks	351	32	10th (383)

Season Record Watch

Ariel Turner

Category	Has	Needs	To Rank
Kills	570	7	2nd (577)
		27	1st (597)
Attempts	1606	--	1st

Tiffany Fisher

Category	Has	Needs	To Rank
Block Assists	105	18	10th (123)
Total Blocks	121	39	10th (160)

Rachel Davis

Category	Has	Needs	To Rank
Assists	1309	113	10th (1422)

Kierra Jones

Category	Has	Needs	To Rank
Block Assists	115	8	10th (123)
		9	8th (124)
Total Blocks	126	34	10th (160)

Blair Bashen

Category	Has	Needs	To Rank
Digs	467	3	8th (470)
		22	7th (489)

Team Record Watch

Category	Has	Needs	To Rank
Block Assists	503	1	7th (504)
Total Blocks	335.5	26	10th (361.5)
Digs	1833	69	10th (1902)

Senior Salute

Three Boilermaker seniors - libero Blair Bashen, defensive specialist Emily Ehlers and middle blocker Tiffany Fisher - will wrap up their careers during the team's NCAA Tournament run. Since Bashen's arrival five years ago, the Boilermakers have put together a 112-55 record, including four NCAA Tournament berths and three Sweet 16 appearances. The squad is 93-41 since Ehlers and Fisher's true freshman season in 2008, with three NCAA appearances and 16 wins over ranked opponents, including five over Top 10 teams.

Blair Bashen

In her five years as a Boilermaker, Blair Bashen has earned a spot on the career digs list, ranking seventh with 1,245, and is one nine players in the 30-dig club and one of only four players to reach the milestone twice. The Houston, Texas native recorded her 1,000th career dig against No. 9 Penn State earlier this season. All told, she has posted 10 or more digs 59 times, including 14 efforts of 20 or more and two 30-plus dig performances. The defensive specialist has played in 110 matches, averaging 3.19 digs per set and racking up 71 aces and 192 assists along the way. An organizational leadership and supervision major, Blair will graduate in May of 2012.



<u>Season</u>	<u>GP-MP</u>	<u>K-KPG</u>	<u>E</u>	<u>TA</u>	<u>PCT</u>	<u>AST-APG</u>	<u>SA</u>	<u>DG-DPG</u>	<u>BS-BA-TB</u>	<u>BPG</u>
2007	Redshirt									
2008	17-11	0-0.00	0	1	.000	1-0.06	0	12-0.71	0-0-0	0.00
2009	124-31	6-0.05	5	14	.071	77-0.62	25	434-3.50	0-0-0	0.00
2010	132-35	1-0.01	2	5	-.200	65-0.49	19	332-2.52	0-1-1	0.01
2011	117-33	6-0.05	5	20	.050	49-0.42	27	467-3.99	0-0-0	0.00
Total	390-110	13-0.03	12	40	.025	192-0.49	71	1245-3.19	0-1-1	0.00

Emily Ehlers

Emily Ehlers became the 14th Purdue player to reach the 1,000 dig milestone on Nov. 10. All told, she has pulled up 1,071 digs, including 49 double-digit efforts and 20-or-more saves on three occasions. She has averaged 2.50 digs per set, while also recording 48 aces and 173 assists. The Mishawaka, Ind., native also has made good on 97 percent of her serve reception opportunities in 115 matches. A selling and sales management major, Emily will graduate in May of 2013.



<u>Season</u>	<u>GP-MP</u>	<u>K-KPG</u>	<u>E</u>	<u>TA</u>	<u>PCT</u>	<u>AST-APG</u>	<u>SA</u>	<u>DG-DPG</u>	<u>BS-BA-TB</u>	<u>BPG</u>
2008	55-16	0-0.00	2	4	-.500	15-0.27	0	75-1.36	0-0-0	0.00
2009	124-31	4-0.03	2	20	.100	58-0.47	14	319-2.57	0-1-1	0.01
2010	132-35	6-0.05	6	35	.000	40-0.30	15	366-2.77	0-1-1	0.01
2011	118-33	6-0.05	5	39	.026	60-0.51	19	311-2.64	0-0-0	0.00
Total	429-115	16-0.04	15	98	.010	173-0.40	48	1071-2.50	0-2-2	0.00

Tiffany Fisher

Tiffany Fisher, a unanimous All-Big Ten selection, ranks 15th nationally in hitting percentage this season (.395), while putting down 2.48 kills per set. The senior ranks ninth in career block assists at Purdue with 321. All told, the Topeka, Ind. native has averaged 2.23 kills per set in her career, while hitting at a .321 clip and putting up 0.88 blocks per set. Fisher has posted 10 or more kills in 37 matches and five or more blocks 25 times. An Honorable Mention All-Big Ten selection in 2009, she also has managed 62 aces, including a team-leading tally in 2010 and 2011, and 198 digs in her 113-match career. An education major, Tiffany will graduate in May of 2013.



<u>Season</u>	<u>GP-MP</u>	<u>K-KPG</u>	<u>E</u>	<u>TA</u>	<u>PCT</u>	<u>AST-APG</u>	<u>SA</u>	<u>DG-DPG</u>	<u>BS-BA-TB</u>	<u>BPG</u>
2008	29-16	17-0.59	7	35	.286	0-0.00	0	2-0.07	0-12-12	0.41
2009	119-31	274-2.30	100	586	.297	2-0.02	2	34-0.29	11-83-94	0.79
2010	132-35	306-2.32	122	655	.281	14-0.11	31	92-0.70	3-121-124	0.94
2011	117-32	290-2.48	71	554	.395	6-0.05	29	70-0.60	16-105-121	1.03
Total	397-114	887-2.23	300	1830	.321	22-0.06	62	198-0.50	30-321-351	0.88

2011 Season Statistics

	Home	Away	Neutral
Overall Record:	29-4	17-1	8-3
Big Ten Record:	16-4	9-1	7-3
Non-Conference:	13-0	8-0	1-0

No.	Player	MP-SP	K-KPS	E	TA	PCT	AST	SA	SE	RE	DG-DPS	BS-BA-TB	BPS	BE	BHE
1	Davis, Rachel	33-120	99-0.82	8	220	.414	1309	5	7	1	292-2.43	8-42-50	0.42	8	10
18	Fisher, Tiffany	32-117	290-2.48	71	554	.395	6	29	53	3	70-0.60	16-105-121	1.03	22	3
12	Jones, Kierra	31-102	146-1.43	37	299	.365	5	1	1	1	21-0.21	11-115-126	1.24	19	3
16	Fisher, Kaisley	2-4	3-0.75	1	6	.333	0	0	0	1	0-0.00	0-4-4	1.00	0	0
11	Cramer, Carly	10-30	1-0.03	0	3	.333	20	12	12	4	81-2.70	0-0-0	0.00	0	0
8	Turner, Ariel	32-117	570-4.87	169	1606	.250	27	19	26	14	324-2.77	23-61-84	0.72	10	3
20	Drewry, Anna	15-31	38-1.23	16	91	.242	2	1	1	2	4-0.13	3-25-28	0.90	5	0
10	Griffin, Katie	19-50	92-1.84	33	267	.221	1	0	1	0	16-0.32	1-16-17	0.34	5	0
17	Rebarchak, Catherine	33-115	200-1.74	105	483	.197	8	15	47	2	64-0.56	8-90-98	0.85	15	0
2	Nichol, Val	30-87	187-2.15	89	526	.186	3	0	0	0	30-0.34	14-41-55	0.63	15	0
3	Fox, Hilliary	22-56	8-0.14	6	20	.100	9	3	5	6	72-1.29	0-4-4	0.07	1	1
14	Bashen, Blair	33-117	6-0.05	5	20	.050	49	27	25	27	467-3.99	0-0-0	0.00	0	5
6	Ehlers, Emily	33-118	6-0.05	5	39	.026	60	19	25	21	311-2.64	0-0-0	0.00	0	3
15	Gosewisch, Courtney	17-35	0-0.00	0	0	.000	5	2	3	7	38-1.09	0-0-0	0.00	0	0
9	Miller, Amanda	16-40	0-0.00	0	2	.000	12	5	4	3	43-1.08	0-0-0	0.00	0	0
Purdue		33-120	1646-13.72	545	4136	.266	1516	138	210	100	1833-15.27	84-503-335.5	2.80	100	28
Opponents		33-120	1410-11.75	781	4354	.144	1301	100	234	138	1666-13.88	32-291-177.5	1.48	66	20

2011 Results

Date	W/L	Opponent	Att.	Kill Leader(s)	Block Leader(s)	Dig Leader(s)
<i>Mortar Board Premier (West Lafayette, Ind.)</i>						
8/26	W 3-0	Baylor (25-14, 25-22, 25-17)	2076	Turner (15)	Turner (4)	Cramer (17)
8/27	W 3-0	Virginia Commonwealth (25-8, 25-20, 25-18)	1828	Turner (10)	Davis, Fisher (4)	Ehlers (9)
8/27	W 3-0	College of Charleston (26-24, 25-14, 25-14)	2206	Turner, Fisher (15)	Jones (9)	Davis (12)
<i>Denver Invitational (Denver, Colo.)</i>						
9/2	W 3-0	vs. Air Force (25-20, 25-20, 25-11)	250	Fisher (14)	Fisher (5)	Ehlers (9)
9/3	W 3-0	vs. Bryant (25-15, 25-16, 25-16)	355	Turner (12)	Turner (4)	Turner (9)
9/3	W 3-1	at Denver (25-17, 17-25, 25-21, 25-19)	355	Turner (19)	Jones (5)	Bashen (20)
<i>Active Ankle Challenge (West Lafayette, Ind.)</i>						
9/9	W 3-0	Jacksonville State (25-16, 25-15, 25-16)	2270	Turner (15)	Jones (4)	Ehlers (11)
9/10	W 3-0	Western Carolina (25-11, 25-17, 25-16)	1899	Nichol (15)	Nichol, Drewry (4)	Cramer (9)
9/10	W 3-1	Ball State (23-25, 25-17, 25-17, 25-9)	2830	Turner (16)	Fisher (9)	Cramer (15)
<i>Big Ten/Big East Challenge (Champaign, Ill.)</i>						
9/16	W 3-2	vs. Louisville (21-25, 25-19, 25-18, 16-25, 15-10)	588	Turner (20)	Jones, Rebarchak (5)	Bashen (24)
9/17	W 3-0	vs. Cincinnati (25-15, 25-16, 25-18)	327	Turner (16)	Rebarchak (6)	Bashen (17)
9/23	W 3-0	Michigan State (25-18, 25-23, 25-18)	2576	Turner (18)	Drewry, Fisher (4)	Bashen (14)
9/24	W 3-0	#18 Michigan (26-24, 26-24, 25-15)	2716	Turner, Fisher (9)	Jones (4)	Davis (15)
9/28	W 3-1	at Northwestern (23-25, 25-18, 25-19, 25-20)	701	Turner (20)	Drewry (6)	Bashen (16)
10/1	L 1-3	at #1 Illinois (24-26, 20-25, 25-23, 23-25)	4261	Turner (20)	Fisher (5)	Bashen (29)
10/7	L 1-3	at #6 Nebraska (22-25, 25-20, 14-25, 22-25)	4109	Turner (24)	Jones (5)	Bashen (20)
10/8	W 3-0	at Iowa (25-19, 25-13, 25-21)	1885	Turner (16)	Jones (4)	Bashen (12)
10/14	L 1-3	#9 Penn State (30-32, 25-16, 19-25, 19-25)	2788	Turner (19)	Jones (6)	Bashen (19)
10/15	W 3-1	#24 Ohio State (25-16, 18-25, 25-16, 25-20)	2676	Turner (18)	Jones (6)	Bashen (16)
10/19	W 3-2	Indiana (25-13, 30-32, 25-23, 23-25, 15-6)	2033	Turner (28)	Jones, Rebarchak (4)	Bashen (25)
10/22	W 3-1	#14 Minnesota (25-16, 20-25, 25-19, 25-14)	2692	Turner (17)	Rebarchak (8)	Bashen (13)
10/28	W 3-2	at #22 Michigan (20-25, 25-14, 20-25, 25-22, 18-16)	1182	Turner (25)	Fisher (8)	Turner (18)
10/29	W 3-1	at Michigan State (14-25, 25-19, 25-18, 25-22)	2516	Turner (28)	Three with 4	Bashen (14)
11/2	W 3-1	#5 Illinois (21-25, 25-22, 26-24, 25-21)	2382	Turner (21)	Jones (9)	Ehlers (22)
11/5	W 3-0	Northwestern (25-17, 25-15, 25-14)	2605	Turner (14)	Jones (5)	Bashen (12)
11/10	W 3-2	Iowa (22-25, 22-25, 25-15, 25-15, 15-6)	2148	Turner (18)	Fisher (7)	Bashen (22)
11/12	W 3-0	#2 Nebraska (25-19, 25-19, 25-16)	2961	Turner (17)	Nichol (4)	Ehlers (15)
11/18	W 3-0	at #25 Ohio State (25-21, 25-21, 28-26)	1786	Turner (17)	Jones (4)	Bashen (14)
11/19	L 1-3	at #12 Penn State (25-22, 18-25, 15-25, 18-25)	3693	Turner (18)	Jones, Rebarchak (2)	Bashen (17)
11/23	W 3-1	at Indiana (22-25, 25-19, 25-16, 25-16)	1482	Turner (25)	Fisher (6)	Bashen (16)
11/25	W 3-0	at Wisconsin (25-11, 25-22, 25-19)	4232	Turner (18)	Rebarchak (4)	Ehlers (13)
12/2	W 3-0	Morehead State (25-16, 25-15, 25-23)	2294	Turner (13)	Jones (7)	Bashen (13)
12/3	W 3-1	Louisville (25-14, 26-28, 25-11, 25-16)	2036	Turner (16)	Fisher (8)	Bashen (10)

Among the Big Ten

Throughout the non-conference and Big Ten seasons, teams have a chance to see how they measure up statistically through the league's weekly rankings. The Boilermakers rank among the top of the Big Ten in several team statistical categories, while a handful of players speckle the top 10 lists in individual categories.

Overall Team Stats

Category	Ranking	Statistic
Blocks	1st	2.80
Opponent Hitting %	1st	.144
Hitting Percentage	2nd	.266
Aces	5th	1.15
Kills	6th	13.72
Digs	7th	15.27
Assists	7th	12.63

Big Ten Team Stats

Category	Ranking	Statistic
Blocks	1st	2.74
Digs	2nd	16.22
Opponent Hitting %	2nd	.164
Hitting Percentage	3rd	.249
Kills	5th	13.61
Assists	5th	12.47
Aces	8th	0.96

Blair Bashen, Sr., DS

Category	Ranking	Statistic
Digs	9th	3.99

Rachel Davis, RS So., S

Category	Ranking	Statistic
Assists	5th	10.91

Tiffany Fisher, Sr., MB

Category	Ranking	Statistic
Hitting Percentage	1st	.395
Blocks	9th	1.03

Kierra Jones, Fr., MB

Category	Ranking	Statistic
Blocks	5th	1.24

Ariel Turner, Jr., OH

Category	Ranking	Statistic
Kills	1st	4.87
Points	1st	5.49

Blair Bashen, Sr., DS

Category	Ranking	Statistic
Digs	5th	4.37

Rachel Davis, RS So., S

Category	Ranking	Statistic
Assists	6th	10.64

Tiffany Fisher, Sr., MB

Category	Ranking	Statistic
Hitting Percentage	1st	.375

Kierra Jones, Fr., MB

Category	Ranking	Statistic
Blocks	4th	1.22

Ariel Turner, Jr., OH

Category	Ranking	Statistic
Kills	1st	5.13
Points	1st	5.66

2011 Big Ten Players of the Week

Week	Name	School	10/17	Hannah Werth	Nebraska
8/29	Stephanie Holtus	Northwestern	Co-Def./	Katie Dutchman	Northwestern
Def.	Julie Chin	Northwestern	Co-Frosh.	Kierra Jones	Purdue
Freshman	Kierra Jones	Purdue	10/24	Gina Mancuso	Nebraska
9/5	Michelle Bartsch	Illinois	Co-Def./	Kori Moster	Michigan State
Def.	Jessica Granquist	Minnesota	Co-Frosh.	Katie Dutchman	Northwestern
Freshman	Lexi Dannemiller	Michigan	10/31	Ariel Turner	Purdue
9/12	Mari Hole	Ohio State	Def./Frosh	Katie Dutchman	Northwestern
Def.	Caitlin Cox	Indiana	11/7	Ariel Turner	Purdue
	Sarah Mignin	Ohio State	Co-Def.	Mariah Booth	Ohio State
Freshman	Lexi Dannemiller	Michigan		Kierra Jones	Purdue
9/19	Ashley Wittman	Minnesota	Frosh.	Kierra Jones	Purdue
Def.	Sarah Mignin	Ohio State	11/14	Deja McClendon	Penn State
	Katie Slay	Penn State	Def.	Rachel Davis	Purdue
Freshman	Taylor Sherwin	Ohio State	Frosh.	Lexi Dannemiller	Michigan
9/26	Michelle Bartsch	Illinois		Micha Hancock	Penn State
	Gina Mancuso	Nebraska	11/21	Hannah Werth	Nebraska
Def.	Erin Johnson	Illinois	Def.	Ali Longo	Penn State
Freshman	Kori Moster	Michigan State	Co-Frosh.	Kori Moster	Michigan State
10/3	Ariel Turner	Purdue		Micha Hancock	Penn State
Def.	Katie Slay	Penn State	11/28	Ariel Turner	Purdue
Freshman	Lexi Dannemiller	Michigan	Def.	Annie Luhrsen	Illinois
10/11	Ariel Turner	Purdue	Co-Frosh.	Yewande Akanbi	Northwestern
Def.	Anna Dorn	Illinois		Micha Hancock	Penn State
Freshman	Anna Dorn	Illinois			

2011 Big Ten Standings

Team	Overall	Pct.	Big Ten	Pct.
Nebraska	25-5	.833	17-3	.850
Purdue	29-4	.879	16-4	.800
Illinois	29-4	.879	16-4	.800
Penn State	25-7	.781	16-4	.800
Minnesota	20-11	.645	11-9	.550
Michigan State	22-12	.647	10-10	.500
Ohio State	21-14	.600	9-11	.450
Michigan	22-12	.647	8-12	.400
Wisconsin	16-16	.500	8-12	.400
Northwestern	16-15	.516	7-13	.350
Iowa	11-22	.333	1-19	.050
Indiana	9-23	.281	1-19	.050

2011 All-Big Ten Teams/Awards

All-Big Ten		
Name	Year	Pos.
Michelle Bartsch, Illinois	Sr.	OH
*Colleen Ward, Illinois	Sr.	OH
*Jenilee Rathje, Michigan State	Sr.	OH/MB
Tori Dixon, Minnesota	So.	MB
*Ashley Wittman, Minnesota	So.	OH
Lauren Cook, Nebraska	Jr.	S
*Gina Mancuso, Nebraska	Jr.	OH
Hannah Werth, Nebraska	Jr.	OH
Stephanie Holthus, Northwestern	So.	OH
Mari Hole, Ohio State	Jr.	OH
Deja McClendon, Penn State	So.	OH
*Ariel Scott, Penn State	So.	RS
Katie Slay, Penn State	So.	MB
* Tiffany Fisher, Purdue	Sr.	MB
* Ariel Turner, Purdue	Jr.	OH

Honorable Mention

Alex Hunt, Michigan	Sr.	OH
Kyndra Abron, Michigan State	Sr.	OH
Morgan Broekhuis, Nebraska	So.	RS
Brooke Delano, Nebraska	Sr.	MB
Emily Danks, Ohio State	Jr.	RS
Alexis Mitchell, Wisconsin	So.	MB

All-Big Ten Freshman Team

Liz McMahon	OH	Illinois
Lexi Danimiller	S	Michigan
Katie Dutchman	MB	Northwestern
*Micha Hancock	S	Penn State
Kierra Jones	MB	Purdue
Ellen Chapman	OH	Wisconsin
Courtney Thomas	S/OH	Wisconsin

Player of the Year: *Ariel Turner, PUR*

Defensive Player of the Year: *Katie Slay, PSU*

Freshman of the Year: *Micha Hancock, PSU*

Coach of the Year (Coaches): *Dave Shondell, PUR*

Coach of the Year (Media): *Dave Shondell, PUR*

* signifies unanimous selections

Doubles Figure Matches

	Kills	Digs	Blocks
Turner	31	16	-
Fisher, T.	11	-	-
Rebarchak	7	1	-
Nichol	6	-	-
Griffin	2	-	-
Bashen	-	25	-
Ehlers	-	15	-
Davis	-	12	-
Cramer	-	3	-
Fox	-	1	-

Double-Doubles

Rachel Davis - 12

43A, 12D vs. CofC, 8/27
 28A, 15D vs. Michigan, 9/24
 48A, 13D vs. Northwestern, 9/28
 44A, 12D at Illinois, 10/1
 39A, 13D at Nebraska, 10/7
 37A, 11D vs. Penn State, 10/14
 41A, 13D vs. Ohio State, 10/15
 35A, 12D vs. Minnesota, 10/22
 45A, 11D vs. Illinois, 11/2
 51A, 21D vs. Iowa, 11/10
 35A, 10D at Ohio State, 11/18
 35A, 16D at Penn State, 11/19

Ariel Turner - 16

15K, 10D vs. Baylor, 8/26
 19K, 10 D at Denver, 9/3
 20K, 15D vs. Louisville, 9/16
 16K, 12D vs. Cincinnati, 9/17
 20K, 14D vs. Northwestern, 9/28
 20K, 12D at Illinois, 10/1
 24K, 11D at Nebraska, 10/7
 19K, 14D vs. Ohio State, 10/14
 28K, 16D vs. Indiana, 10/19
 25K, 18D at Michigan, 10/28
 28K, 11D at Michigan State, 10/29
 21K, 19D vs. Illinois, 11/2
 18K, 13D vs. Iowa, 11/10
 17K, 11D at Ohio State, 11/18
 18K, 11D at Wisconsin, 11/25
 13K, 12D vs. Morehead State, 12/2

2011 Individual and Team Match Highs

Individual Match Highs

Category	Total	Player	Match
Kills (three sets)	18	Turner	9/23 Michigan State 11/25 Wisconsin
Kills (four sets)	28	Turner	10/29 Michigan State
Kills (five sets)	28	Turner	10/19 Indiana
Attempts (three sets)	46	Turner	9/23 Michigan State
Attempts (four sets)	81	Turner	11/2 Illinois
Attempts (five sets)	75	Turner	10/19 Indiana
Hitting Pct. (three sets)	.885 (14-0-16)	Fisher	9/2 Air Force
Hitting Pct. (four sets)	.714 (10-0-14)	Rebarchak	12/3 Louisville
Hitting Pct. (five sets)	.588 (10-0-17)	Griffin	11/10 Iowa
Assists (three sets)	43	Davis	8/27 CofC
Assists (four sets)	48	Davis	9/28 Northwestern
Assists (five sets)	55	Davis	9/16 Louisville
Digs (three sets)	17	Cramer	8/26 Baylor
		Bashen	9/17 Cincinnati
Digs (four sets)	29	Bashen	10/1 Illinois
Digs (five sets)	25	Bashen	10/19 Indiana
Blocks (three sets)	9	Jones	8/27 CofC
Blocks (four sets)	9	Fisher	9/10 Ball State
		Jones	11/2 Illinois
Blocks (five sets)	8	Fisher	10/28 Michigan
Service Aces (three sets)	4	Bashen	8/27 VCU
Service Aces (four sets)	3	Fisher	10/15 Ohio State
	3	Bashen	11/23 Indiana
Service Aces (five sets)	2	Turner, Rebarchak	9/16 Louisville
		Fisher, Bashen	11/10 Iowa

Team Match Highs

Category	Total	Match
Kills (three sets)	52	8/27 CofC
Kills (four sets)	60	10/29 Michigan State
Kills (five sets)	67	10/19 Indiana
Attempts (three sets)	114	9/23 Michigan State
Attempts (four sets)	184	11/2 Illinois
Attempts (five sets)	184	11/10 Iowa
Hitting Pct. (three sets)	.410	10/8 Iowa; 11/12 Nebraska
Hitting Pct. (four sets)	.370	12/3 Louisville
Hitting Pct. (five sets)	.277	10/28 Michigan
Assists (three sets)	47	8/27 CofC; 10/8 Iowa 11/12 Nebraska
Assists (four sets)	55	11/2 Illinois
Assists (five sets)	62	9/16 Louisville
Digs (three sets)	58	8/26 Baylor
Digs (four sets)	82	10/1 Illinois
Digs (five sets)	86	11/10 Iowa
Blocks (three sets)	12.5	12/2 Morehead State
Blocks (four sets)	19.0	9/10 Ball State
Blocks (five sets)	18.5	10/28 Michigan
Service Aces (three sets)	11	8/27 VCU
Service Aces (four sets)	7	9/10 Ball State
Service Aces (five sets)	5	9/16 Louisville 11/10 Iowa

2011 Highs and Lows

		Purdue		Opponent	
Kills (3g)	High	52	vs. Coll. of Charleston, 8/27	46	#25 Ohio State, 11/18
	Low	32	vs. Va. Commonwealth, 8/27	23	Western Carolina, 9/10
Kills (4g)	High	60	at Michigan State, 10/29	59	#9 Penn State, 10/14
	Low	45	vs. #14 Minnesota, 10/22	44	Louisville, 12/3
Kills (5g)	High	67	vs. Indiana, 10/19	68	#22 Michigan, 10/28
	Low	62	at #22 Michigan, 10/28	49	Louisville, 9/16; Iowa 11/10
Attempts (3g)	High	114	vs. Michigan State, 9/23	127	#2 Nebraska, 11/12
	Low	79	vs. Bryant, 9/3	82	Western Carolina, 9/10
Attempts (4g)	High	184	vs. #5 Illinois, 11/2	174	#5 Illinois 11/2
	Low	113	vs. #14 Minnesota, 10/22	132	Michigan State, 10/29; Louisville, 12/3
Attempts (5g)	High	184	vs. Iowa, 11/10	190	Iowa, 11/10
	Low	159	at #22 Michigan, 10/28	159	Louisville, 9/16
Hitting Perc. (3g)	High	.410	at Iowa, 10/8; vs. Nebraska, 11/12	.229	Iowa, 10/7
	Low	.167	vs. Va. Commonwealth, 8/27	.024	Bryant, 9/3
Hitting Perc. (4g)	High	.370	vs. Louisville, 12/3	.303	Michigan State, 10/29
	Low	.147	at Nebraska, 10/8	.083	Louisville, 12/3
Hitting Perc. (5g)	High	.277	at #22 Michigan, 10/28	.181	#22 Michigan, 10/28
	Low	.202	vs. Indiana, 10/19	.084	Indiana, 11/10
Assists (3g)	High	47	vs. Coll. of Charleston, 8/27	45	#18 Ohio State, 11/18
	Low	29	vs. Iowa, 10/8; vs. #2 Nebraska, 11/12 vs. Va. Commonwealth, 8/27	21	Va. Commonwealth, 8/27; Bryant, 9/3
Assists (4g)	High	55	vs. #5 Illinois, 11/2	56	#9 Penn State, 10/15
	Low	40	vs. #14 Minnesota, 10/22	40	Ball State, 9/10
Assists (5g)	High	62	vs. Louisville, 9/16	62	#22 Michigan, 10/28
	Low	58	at #22 Michigan, 10/28	44	Iowa, 11/10
Aces (3g)	High	11	vs. Va. Commonwealth, 8/27	5	Air Force, 9/2
	Low	1	vs. #2 Nebraska, 11/12	0	Baylor, 8/26; Va. Commonwealth, 8/27; Bryant, 9/3; Northwestern, 11/5
Aces (4g)	High	7	vs. Ball State, 9/10	10	#9 Penn State, 10/14
	Low	1	at #22 Michigan, 10/28	1	Northwestern, 9/28
Aces (5g)	High	5	vs. Louisville, 9/16	9	Louisville, 9/16
	Low	4	vs. Indiana, 10/19	4	Indiana, 10/19
Digs (3g)	High	58	vs. Baylor, 8/26	52	#18 Michigan, 9/24
	Low	31	vs. Bryant, 9/3	18	Bryant, 9/3
Digs (4g)	High	82	at #1 Illinois, 10/1	85	#5 Illinois, 11/2
	Low	44	vs. Louisville, 12/3	44	Louisville, 12/3
Digs (5g)	High	86	vs. Iowa, 11/10	86	Iowa, 11/10
	Low	73	vs. Louisville, 9/16	66	Louisville, 9/16
Blocks (3g)	High	12.5	vs. Morehead State, 12/2	8.0	Northwestern, 9/28
	Low	5.0	vs. Jacksonville State, 9/9	1.0	Iowa, 10/8; #2 Nebraska, 11/12
Blocks (4g)	High	19.0	vs. Ball State, 9/10	11.0	#1 Illinois, 10/1
	Low	4.0	at #12 Penn State, 11/19	3.0	#14 Minnesota, 10/22; Louisville, 12/3
Blocks (5g)	High	18.5	at #22 Michigan, 10/28	10.5	Louisville, 9/16
	Low	8.5	vs. Louisville, 9/16	5.0	Iowa, 11/10

The Last Time It Happened

Team	Individual
Was Ranked..... 11/21/11 (#8)	Double Doubles
Played a Ranked Team 11/19/11 at #12 Penn State	Kills-Digs Ariel Turner (13K, 12D) vs. Morehead State (12/2/11)
Defeated a Ranked Team 11/18/11 at #25 Ohio State	Kill-Assists..... Jaclyn Hart (10K, 24A) at Ohio State (11/4/07)
Played a Top 5 team 11/12/11 vs. #2 Nebraska	Assists-Digs Rachel Davis (35A, 16D) at #12 Penn State (11/19/11)
Defeated a Top 5 team 11/12/11 vs. #2 Nebraska	Kills-Blocks Anna Drewry (10K, 11B) at Wisconsin (11/28/09)
Played a Top 10 team 11/12/11 vs. #2 Nebraska	Triple Doubles
Defeated a Top 10 team 11/12/11 vs. #2 Nebraska	Kills-Digs-Assists Jaclyn Hart (12K, 10D, 41A)
3-set match vs. Morehead State (12/2/11) vs. UCF (9/5/09)
3-set match win vs. Morehead State (12/2/11)	Kills-Digs-Blocks Kim McConaha (13K, 12D, 10B)
4-set match vs. Louisville (12/3/11) vs. Northwestern (11/27/04)
4-set match win vs. Louisville (12/3/11)	Kills
5-set match vs. Iowa (11/10/11)	30 or more 32, Joanna Lowry vs. Indiana (11/24/00)
5-set match win vs. Iowa (11/10/11)	25 or more 25, Ariel Turner at Indiana (11/23/11)
Extended set vs. Louisville (12/3/11)	20 or more 25, Ariel Turner at Indiana (11/23/11)
Extended set win at #25 Ohio State (11/18/11)	Two players with 20 or more at Clemson (9/8/07)
Kills Lynch (26), Merlau (23)
80 kills 83 at Clemson (9/8/07)	Opponent had 30 kills 35, Katie Johnson, Michigan State (9/22/06)
70 kills 70 at Baylor (9/5/09)	Double-digit kills
60 kills 60 at Michigan State (10/29/11)	3 players vs. Louisville (12/3/11)
Opponent had 80 kills 80 by Minnesota (11/10/07) Turner (16), Fisher (14), Rebarchak (10)
Assists	4 players vs. Louisville (9/16/11)
90 assists 93 at Indiana (11/7/98) Turner (20), Fisher (15), Rebarchak (11), Nichol (10)
80 assists 84 at Iowa (10/7/06)	5 or more players vs. Louisville (12/5/08)
70 assists 75 at Clemson (9/8/07) Lynch (15), Merlau (12), Gurnell (12), Pierce (11), Arthurs (10)
60 assists 60 vs. Indiana (10/19/11)	Aces
Opponent had 70 assists 72 by Louisville (12/5/08)	8 or more 8, Debbie McDonald at Minnesota (11/24/89)
Aces	7 or more 7, Katie Gibbons at Michigan State (11/8/97)
10 or more 11 vs. Va. Commonwealth (8/27/11)	6 or more 6, Brittany Dildine at Illinois (11/18/06)
5 or more 5 vs. Louisville (12/3/11)	5 or more 5, Tiffany Fisher vs. Iowa (11/5/10)
Opponent had 10 aces or more 10 by #9 Penn State (10/14/11)	Opponent with 5 or more 6, Rachael Moss, #18 Duke (8/25/07)
Digs	Digs
100 digs 109 at Clemson (9/8/07)	35 or more 39, Blair Bashen at Baylor (9/5/09)
90 digs at #17 Minnesota (10/1/10)	30 or more 30, Carly Cramer at #17 Minnesota (10/1/10)
80 digs 86 vs. Iowa (11/10/11)	25 or more 25, Blair Bashen vs. Indiana (10/19/11)
70 digs 86 vs. Iowa (11/10/11)	20 or more 22, Blair Bashen vs. Iowa (11/10/11)
Opponent had 100 digs 107 by Valparaiso (10/23/01) 21, Rachel Davis vs. Iowa (11/10/11)
Blocks	Two players with 20 or more vs. Iowa (11/10/11)
15 or more 18.0 vs. #5 Illinois (11/2/11) Bashen (22), Davis (21)
10 or more 12.5 vs. Morehead State (12/2/11)	Opponent had 35 digs 35, Jennnifer Beltran, #5 Illinois (11/2/11)
Opponent had 15 or more 16.0 by Michigan State (11/20/10)	Double-digit digs
	3 players at #12 Penn State (11/19/11)
 Bashen (17), Davis (16), Ehlers (11)
	4 players vs. Iowa (11/10/11)
 Bashen (22), Davis (21), Ehlers (14), Turner (13)
	5 players at #6 Nebraska (10/7/11)
 Bashen (20), Davis (13), Ehlers (12), Turner (11), Rebarchak (10)
	Blocks
	14 or more 15, Stephanie Lynch vs. Utah (9/1/07)
	10 or more 12, Kristen Arthurs vs. #13 Michigan (10/23/10)
	8 or more 8, Tiffany Fisher vs. Louisville (12/3/11)
	Opponent with 10 or more 11, Alexis Mitchell
 Michigan State (11/20/10)

2011 Season Highs

#1 Rachel Davis

Kills - 6 at Iowa, 10/8
Attempts - 12 three times,
last vs. #5 Illinois, 11/2
Hitting Percentage - 1.000 (3-0-3),
vs. Bryant, 9/3
Assists - 55 vs. Louisville, 9/16
Aces - 1 five times, last at #12 Penn State, 11/19
Digs - 21 vs. Iowa, 11/10
Total Blocks - 4 three times,
last vs. Iowa, 11/10

#2 Val Nichol

Kills - 15 vs. Western Carolina, 9/10
Attempts - 34 at #22 Michigan, 10/28
Hitting Percentage - .545 (6-0-11),
at Iowa, 10/8/11
Assists - 2 vs. Western Carolina, 9/10
Aces -
Digs - 3 twice, last vs. #12 Penn State, 11/19
Total Blocks - 5 vs. Coll. of Charleston, 8/27

#3 Hilliary Fox

Kills - 3 vs. Coll. of Charleston, 8/27
Attempts - 3 twice,
last vs. Coll. of Charleston, 8/27
Hitting Percentage - 1.000 (3-0-3),
vs. Coll. of Charleston, 8/27
Assists - 3 vs. #9 Penn State, 10/14
Aces - 1 three times, last vs. #9 Penn State, 10/14
Digs - 11 at #22 Michigan, 10/28
Total Blocks - 1 four times,
last at #22 Michigan, 10/28

#6 Emily Ehlers

Kills - 3 vs. Western Carolina, 9/10
Attempts - 9 vs. Western Carolina, 9/10
Hitting Percentage -
Assists - 5 four times,
last at #12 Penn State, 11/19
Aces - 2 six times, last at Indiana, 11/23
Digs - 22 vs. #5 Illinois, 11/2
Total Blocks -

#8 Ariel Turner

Kills - 28 twice, last at Michigan State, 10/29
Attempts - 81 vs. #5 Illinois, 11/2
Hitting Percentage - .448 (15-2-29),
vs. Jacksonville State, 9/9
Assists - 4 vs. #5 Illinois, 11/2
Aces - 2 six times, last at Wisconsin, 11/25
Digs - 19 vs. #5 Illinois, 11/2
Total Blocks - 8 twice, last vs. #5 Illinois, 11/2

#9 Amanda Miller

Kills -
Attempts - 1 vs. Bryant, 9/3
Hitting Percentage -
Assists - 2 vs. Louisville, 12/3
Aces - 2 at #25 Ohio State, 11/18
Digs - 7 vs. Louisville, 12/3
Total Blocks -

#10 Katie Griffin

Kills - 10 twice, last vs. Iowa, 11/10
Attempts - 29 vs. Ball State, 9/10
Hitting Percentage - .588 (10-0-17),
vs. Iowa, 11/10
Assists - 1 vs. Jacksonville State, 9/9
Aces -
Digs - 5 vs. Western Carolina, 9/10
Total Blocks - 3 vs. Michigan State, 9/23

#11 Carly Cramer

Kills - 1 at Denver, 9/3
Attempts - 2 at Denver, 9/3
Hitting Percentage - .500 (1-0-2),
at Denver, 9/3
Assists - 6 vs. Ball State, 9/10
Aces - 3 vs. Va. Commonwealth, 8/29
Digs - 17 vs. Baylor, 8/26
Total Blocks -

#12 Kierra Jones

Kills - 9 twice, last at Indiana, 11/23
Attempts - 16 vs. Indiana, 10/19
Hitting Percentage - .818 (9-0-11),
vs. Coll. of Charleston, 8/27
Assists - 1 five times,
last vs. #5 Illinois, 11/2
Aces - 1 vs. #5 Illinois, 11/2
Digs - 4 vs. #5 Illinois, 11/2
Total Blocks - 9 twice, last vs. #5 Illinois, 11/2

#14 Blair Bashen

Kills - 1 six times, last vs. Morehead State, 12/2
Attempts - 4 at Iowa, 10/8
Hitting Percentage -
Assists - 4 three times, last vs. Indiana, 10/19
Aces - 4 vs. Va. Commonwealth, 8/27
Digs - 29 at #1 Illinois, 10/1
Total Blocks -

#15 Courtney Gosewisch

Kills -
Attempts -
Hitting Percentage -
Assists - 2 at Iowa, 10/8
Aces - 1 twice, last at Iowa, 10/8
Digs - 9 at Iowa, 10/8
Total Blocks -

#16 Kaisley Fisher

Kills - 3 vs. Western Carolina, 9/10
Attempts - 5 vs. Western Carolina, 9/10
Hitting Percentage -
Assists -
Aces -
Digs -
Total Blocks - 3 vs. Western Carolina, 9/10

#17 Catherine Rebarchak

Kills - 11 three times, last at #1 Illinois, 10/1
Attempts - 29 vs. Louisville, 9/16
Hitting Percentage - .786 (11-0-14),
vs. Western Carolina, 9/10
Assists - 2 at #22 Michigan, 10/28
Aces - 2 five times, last vs. #14 Minnesota, 10/22
Digs - 10 at #6 Nebraska, 10/7
Total Blocks - 8 vs. #14 Minnesota, 10/22

#18 Tiffany Fisher

Kills - 16 at #1 Illinois, 10/1
Attempts - 27 twice, last vs. Iowa, 11/10
Hitting Percentage - .875 (14-0-16),
vs. Air Force, 9/2
Assists - 3 vs. #9 Penn State, 10/14
Aces - 3 vs. #24 Ohio State, 10/15
Digs - 6 three times, last at Indiana, 11/23
Total Blocks - 9 vs. Ball State, 9/10

#20 Anna Drewry

Kills - 6 twice, last vs. Western Carolina, 9/10
Attempts - 17 vs. Western Carolina, 9/10
Hitting Percentage - .294 (6-1-17),
vs. Western Carolina, 9/10
Assists - 1 twice, last at #22 Michigan, 10/28
Aces - 1 vs. Western Carolina, 9/10
Digs - 2 twice, last at #22 Michigan, 10/28
Total Blocks - 6 at Northwestern, 9/28

Hitting Percentage is based on more than 10 attempts except for defensive players.

Career Highs

#1 Rachel Davis

Kills - 6 at Iowa, 10/8/11
Attempts - 12 three times,
last vs. #5 Illinois, 11/2/11
Hitting Percentage - 1.000 (3-0-3),
vs. Bryant, 9/3/11
Assists - 55 vs. Louisville, 9/16/11
Aces - 1 six times,
last at #12 Penn State, 11/19/11
Digs - 21 vs. Iowa, 11/10/11
Total Blocks - 4 three times,
last vs. Iowa, 11/10/11

#2 Val Nichol

Kills - 15 vs. Western Carolina, 9/10/11
Attempts - 34 at #22 Michigan, 10/28/11
Hitting Percentage - .490 (10-1-22),
vs. Louisville, 9/16/11
Assists - 2 vs. Western Carolina, 9/10/11
Aces -
Digs - 3 twice, last vs. #12 Penn State, 11/19/11
Total Blocks - 5 vs. Coll. of Charleston, 8/27/11

#3 Hilliary Fox

Kills - 3 vs. Coll. of Charleston, 8/27/11
Attempts - 3 vs. Coll. of Charleston, 8/27/11
Hitting Percentage - 1.000 (3-0-3),
vs. Coll. of Charleston, 8/27/11
Assists - 3 vs. #9 Penn State, 10/14/11
Aces - 1 three times,
last vs. #9 Penn State, 10/14/11
Digs - 11 at #22 Michigan, 10/28
Total Blocks - 1 four times,
last at #22 Michigan, 10/28/11

#6 Emily Ehlers

Kills - 3 vs. Western Carolina, 9/10/11
Attempts - 9 vs. Western Carolina, 9/10/11
Hitting Percentage - 1.000 (2-0-2),
at #21 Kansas State, 9/12/09
Assists - 6 vs. Wisconsin, 10/16/09
Aces - 2 11 times, last at Indiana, 11/23/11
Digs - 24 at Indiana, 11/4/09
Total Blocks - 1 twice,
last vs. #24 Northwestern, 11/12/10

#8 Ariel Turner

Kills - 28 twice, last vs. Michigan State, 10/29/11
Attempts - 85 at Northwestern, 9/25/10
Hitting Percentage - .476 (22-2-42),
vs. Wisconsin, 10/16/09
Assists - 4 vs. #5 Illinois, 11/2/11
Aces - 3 vs. Indiana, 9/30/09
Digs - 19 twice, last vs. #5 Illinois, 11/2/11
Total Blocks - 8 twice,
last vs. #5 Illinois, 11/2/11

#9 Amanda Miller

Kills -
Attempts - 1 vs. Bryant, 9/3/11
Hitting Percentage -
Assists - 2 vs. Louisville, 12/3/11
Aces - 2 at #25 Ohio State, 11/18/11
Digs - 7 vs. Louisville, 12/3/11
Total Blocks -

#10 Katie Griffin

Kills - 13 vs. #4 Penn State, 10/8/10
Attempts - 36 vs. #19 Minnesota, 11/6/10
Hitting Percentage - .600 (9-0-15),
vs. Western Kentucky, 8/27/10
Assists - 1 vs. UCF, 9/5/09
Aces - 2 vs. #24 Northwestern, 11/12/10
Digs - 6 vs. #24 Northwestern, 11/12/10
Total Blocks - 3 vs. Michigan State, 9/23/11

#11 Carly Cramer

Kills - 1 10 times,
last at Denver, 9/3/11
Attempts - 3 at Northwestern, 9/25/10
Hitting Percentage - 1.000 (1-0-1) six times,
last vs. Indiana, 11/10/10
Assists - 6 twice, last vs. Ball State, 9/10/11
Aces - 3 twice,
last vs. Va. Commonwealth, 8/27/11
Digs - 30 at #17 Minnesota, 10/1/10
Total Blocks - 1 vs. Ohio State, 11/21

#12 Kierra Jones

Kills - 9 twice, last at Indiana, 11/23/11
Attempts - 16 vs. Indiana, 10/19/11
Hitting Percentage - .818 (9-0-11),
vs. Coll. of Charleston, 8/27/11
Assists - 1 five times,
last vs. #5 Illinois, 11/2/11
Aces - 1 vs. #5 Illinois, 11/2/11
Digs - 4 vs. #5 Illinois, 11/2/11
Total Blocks - 9 twice,
last vs. #5 Illinois, 11/2/11

#14 Blair Bashen

Kills - 2 at Baylor, 9/5/09
Attempts - 4 at Iowa, 10/8/11
Hitting Percentage - 1.000 (2-0-2),
at Baylor, 9/5/09
Assists - 6 three times,
last at Wisconsin, 11/28/09
Aces - 4 vs. Va. Commonwealth, 8/27/11
Digs - 39 at Baylor, 9/5
Total Blocks - 1 vs. #10 Illinois, 11/27/10

#15 Courtney Gosewisch

Kills - 1 vs. UCF, 9/5/09
Attempts - 1 five times,
last at #14 Michigan, 11/13/09
Hitting Percentage - 1.000 (1-0-1),
vs. UCF, 9/5/09
Assists - 4 vs. UCF, 9/5/09
Aces - 2 vs. #17 Kentucky, 9/12/09
Digs - 9 twice, last at Iowa, 10/8/11
Total Blocks - 1 vs. Central Michigan, 8/28/10

#16 Kaisley Fisher

Kills - 3 vs. Western Carolina, 9/10
Attempts - 5 vs. Western Carolina, 9/10
Hitting Percentage -
Assists -
Aces -
Digs -
Total Blocks - 3 vs. Western Carolina, 9/10

#17 Catherine Rebarchak

Kills - 13 three times, last vs. Iowa, 11/5/10
Attempts - 38 vs. #4 Penn State, 10/8/10
Hitting Percentage - .786 (11-0-14),
vs. Western Carolina, 9/10/11
Assists - 2 at #22 Michigan, 10/28/11
Aces - 3 vs. Indiana, 11/10/10
Digs - 11 vs. #10 Illinois, 11/27/10
Total Blocks - 8 vs. #14 Minnesota, 10/22/11

#18 Tiffany Fisher

Kills - 18 at #21 Kansas State, 9/12/09
Attempts - 39 vs. #24 Northern Iowa, 8/28/10
Hitting Percentage - .875 (14-0-16),
vs. Air Force, 9/2/11
Assists - 3 vs. #9 Penn State, 10/14/11
Aces - 5 vs. Iowa, 11/5/10
Digs - 6 four times, last at Indiana, 11/23/11
Total Blocks - 9 twice, last vs. Ball State, 9/10/11

#20 Anna Drewry

Kills - 19 at Ohio State, 10/29/10
Attempts - 45 at Michigan State, 11/20/10
Hitting Percentage - .692 (10-1-13),
at Indiana, 11/4/09
Assists - 1 nine times,
last at #22 Michigan, 10/28/11
Aces - 1 vs. Western Carolina, 9/10/11
Digs - 4 at Northwestern, 9/25/10
Total Blocks - 11 at Wisconsin, 11/28/09

Hitting Percentage is based on more than 10 attempts except for defensive players.

Purdue Career Top 10 List

Kills

- 1.....Debbie McDonald (1986-89) ..2,108
- 2..... Danita Merlau (2005-08).....1,729
- 3..... Brooke White (1993-96).....1,642
4. Becky Held (1977-80)1,544
- Stephanie Lynch (2005-08)1,544
- 6.....Linda Reichl (1984-87)1,507
- 7..... Jane Neff (1979-82).....1,477
- 8.....Lauri Grimes (1993-96).....1,437
- 9..... Kim McConaha (2001-04)1,418
- 10....*Ariel Turner (2009-.....1,335*

Kills Per Game

1.Debbie McDonald (1986-89)3.96
2. Brooke White (1993-96).....3.77
3. Joanna Lowry (2000-02)3.56
4.Lauri Grimes (1993-96).....3.55
5. Danita Merlau (2005-08).....3.52
6. Carey Burvis (1990-93).....3.48
7. Kim McConaha (2001-04)3.40
8. Bev Krupa (1995-98).....3.36
9. Leah Wischmeier (2001-2005) ..3.30
10. ..Darcy Jones (1989-92)3.26

Total Attempts

- 1..... Danita Merlau (2005-08)5,247
- 2.....Debbie McDonald (1986-89) ..4,783
- 3.....Linda Reichl (1984-87)3,931
- 4.....*Ariel Turner (2009-.....3,880*
- 5.....Lauri Grimes (1993-96).....3,707
- 6..... Brooke White (1993-96).....3,628
- 7..... Becky Held (1977-80)3,606
- 8..... Jill Whiteman (1987-90).....3,443
- 9..... Kim McConaha (2001-04)3,438
- 10.... Jane Neff (1979-82).....3,420

Hitting Percentage

1. Stephanie Lynch (2005-08)351
2. Denise Davault (1975-78)331
3. Debbie McDonald (1986-89)318
4. Brooke White (1993-96)..... .309
5. Marianne Smith (1982-85)307
6. Joan King (1980-83)..... .300
7. Jane Neff (1979-82)..... .299
- 8..... Donna Gill (1991-92)297
9. Taryn Catlin (1996-99)295
- 10.... Elizabeth Jacques (2004-2007). .291

Assists

- 1..... Renata Dargan (2002-05)5,871
- 2..... Jaclyn Hart (2007-).....4,918
- 3..... Taryn Catlin (1996-99)4,584
- 4..... Annette Bauer (1981-84)4,568
- 5..... Darcy Orin (1985-88)4,523
- 6..... Mary Fischl (1977-80).....4,116
- 7.....Linda Menconi (1994-97).....3,321
- 8..... Paula Harmon (1991-93)3,066
- 9..... Kelly Niedbalski (1987-90).....3,056
- 10.... Sam Gray (2006-2007)1,566

Service Aces

- 1..... Jan Hoosline (1980-83)228
- 2.....Debbie McDonald (1986-89)216
- 3..... Marianne Smith (1982-85)209
- 4..... Becky Kanitz (1985-88)178
5. Linda Reichl (1984-87)174
- 6..... Jane Neff (1979-82).....157
- JoAnn Wissen (1979-82)157
- 8..... Kate Crandell (1981-84).....152
- Brooke White (1993-96).....152
- 10.... Jill Whiteman (1987-90).....145

Digs

1. Kelli Miller (2005-08)2,013
- 2..... Becky Kanitz (1985-88)1,564
- 3 Anne Mastandrea (2004-2007) 1,356
4. Daren Poe (2002-04)1,299
- 5..... Debbie McDonald (1986-89) ..1,295
- 6..... Alisha Mitro (1990-93).....1,279
- 7..... *Blair Bashen (2007-1,245*
- 8..... Brittany Dildine (2003-2006) ..1,243
- 9..... Kim Corwin (1982-85)1,145
- 10.... Jill Whiteman (1987-90).....1,120

Digs Per Game

1. Kelli Miller (2005-08)4.05
2. Daren Poe (2002-04)3.71
3. Becky Kanitz (1985-88) 3.56
4. Anne Mastandrea (2004-2007)..3.33
5. Alisha Mitro (1990-93)..... 3.18
6. Carey Burvis (1990-93)..... 2.93
- 7..... Brittany Dildine (2003-2006)2.67
8. Kim Corwin (1982-85) 2.65
9. Darcy Jones (1989-92)2.56
10. ..Joanna Lowry (2000-02) 2.51

Block Solos

- 1..... Kate Crandell (1981-84)233
- 2..... Marianne Smith (1982-85)198
- 3..... Jane Neff (1979-82).....139
- 4..... Stephanie Lynch (2005-08)110
- 5..... Amber Douglas (1987-90).....95
- 6..... Barbara Meeker (1985-88)82
- Jill Whiteman (1987-90).....82
- 8..... Debbie Leeman (1983-86).....77
- 9..... Jan Hoosline (1980-83)75
- 10.... Donna Gill (1991-92)71

Block Assists

- 1..... Stephanie Lynch (2005-08)550
- 2..... Kristen Arthurs (2007-)403
- 3..... Kim McConaha (2001-04)382
- 4..... Debbie McDonald (1986-89)378
- 5..... Marianne Smith (1982-85)369
- 6..... Amber Douglas (1987-90).....359
- 7..... Brooke White (1993-96).....333
- 8..... Kate Crandell (1981-84).....330
- 9..... *Tiffany Fisher (2008-).....321*
- 10.... Renata Dargan (2002-05)318

Total Blocks

- 1..... Stephanie Lynch (2005-08)660
- 2..... Marianne Smith (1982-85)567
- 3..... Kate Crandell (1981-84).....563
- 4..... Jane Neff (1979-82).....523
- 5..... Amber Douglas (1987-90).....454
- 6..... Kristen Arthurs (2007-)451
- 7..... Debbie McDonald (1986-89)445
- 8..... Kim McConaha (2001-04)441
- 9..... Brooke White (1993-96).....396
- 10.... Jill Whiteman (1987-90).....383

Total Blocks Per Game

- 1..... Donna Gill (1991-92)1.49
- 2..... Stephanie Lynch (2005-08)1.34
- 3..... Marianne Smith (1982-85)1.29
- 4..... Debbie Leeman (1983-86).....1.23
- 5..... Kate Crandell (1981-84).....1.22
- 6..... Barbara Meeker (1985-88)1.14
- 7..... Kim McConaha (2001-04)1.06
- 8..... Jane Neff (1979-82).....1.03
- 9..... Sarah Emke (1996-99).....0.96
- 10.... Amber Douglas (1987-90).....0.95

Team Records

Kills

Match: 106 vs. Duke, 10/15/86
Season: 2,066 in 1996

Total Attempts

Match: 275 at Wisconsin, 10/12/90
Season: 5,656 in 1987

Hitting Percentage

Match: .560 (30-2-50) vs. Notre Dame, 9/8/83
Season: .285 (1,420-451-3,395) in 1982

Assists

Match: 100 vs. Michigan, 11/22/96
Season: 1,890 in 1996

Service Aces

Match: 22 at Minnesota, 10/2/82
Season: 386 in 1987

Digs

Match: 144 at Western Michigan, 11/10/87
Season: 2,214 in 1987

Block Solos

Match: 18 vs. Northwestern, 10/15/83
Season: 230 in 1981

Block Assists

Match: 42 vs. Indiana, 10/21/92
Season: 602 in 1987

Total Blocks

Match: 27.5 (10-35) at Illinois State, 10/20/82
Season: 451 (199-504) in 1984

**Team records date to 1977, except service aces (1979), block solos and block assists (1981) and assists and digs (1983).*

Purdue Individual Records

Kills
Match: 38 Bev Krupa at Indiana, 11/7/98
Season: 597 Debbie McDonald, 1989
Career: 2,108 Debbie McDonald, 1986-89

Total Attempts
Match: 88 Joanna Lowry vs. Indiana, 11/24/00
Season: 1,512 Colleen DeMeyer, 1979
Career: 5,247 Danita Merlau, 2005-08

Hitting Percentage
Match: 1.000 (13-0-13) Debbie McDonald
 at North Carolina State, 9/25/87
 1.000 (10-0-10) Kristen Arthurs
 vs. Ball State, 8/28/09
Season: .409 (458-93-893) Stephanie Lynch, 2008
Career: .351 (1544-439-3146) Stephanie Lynch 2005-08

Assists
Match: 87 Linda Menconi vs. Houston, 9/14/96
Season: 1,610 Darcy Orin, 1987
Career: 5,871 Renata Dargan, 2002-05

Service Aces
Match: 9 Marianne Smith vs. Butler, 9/13/85
Season: 93 Marianne Smith, 1984
Career: 228 Jan Hoosline, 1980-83

Block Solos
Match: 8 Kate Crandell vs. Pittsburgh, 10/7/83
Season: 75 Jane Neff, 1981
Career: 223 Kate Crandell, 1981-84

Block Assists
Match: 16 Donna Gill vs. Indiana, 10/21/92
 Amy Warner vs. Indiana, 10/21/92
Season: 174 Stephanie Lynch, 2008
Career: 550 Stephanie Lynch, 2005-08

Total Blocks
Match: 16 Donna Gill (3-13) vs. Michigan, 11/22/91
 Donna Gill (0-16) vs. Indiana, 10/21/92
 Amy Warner (0-16) vs. Indiana, 10/21/92
Season: 212 (67-145) Marianne Smith, 1985
Career: 660 (110-550) Stephanie Lynch, 2005-08

Digs
Match: 40 Kelli Miller at Indiana, 10/17/07
Season: 606 Becky Kanitz, 1987
Career: 2,013 Kelli Miller, 2005-08

Note: Individual records date to 1982, except assists and digs (1983).

Opponent Individual Records

Kills
Match: 41, Stacey Gordon, vs. Ohio State, 11/7/03

Total Attempts
Match: 99, Rachel VanMeter, at Illinois, 11/16/05

Hitting Percentage
Match: .909 (10-0-11), Ariana Filho, Minnesota, 10/2/09

Assists
Match: 99, Disa Johnson, Illinois, 10/22/86

Service Aces
Match: 11, Connie Wolter, Florida, 9/3/88

Block Solos
Match: 6, Sherri Rinker, at Ohio State, 11/1/86;
 Tiffany Meligan, Iowa, 11/19/93

Block Assists
Match: 13, Taylor Reineke, vs. Wisconsin, 10/27/07
 Johannah Bangert, at Illinois, 10/9/09

Total Blocks
Match: 14 (1-13), Taylor Reineke, vs. Wisconsin, 10/27/07

Digs
Match: 36, Christie Gardner, at Northwestern, 11/4/05

Superlative Records

Longest Match: 2:59 vs. Illinois, 11/11/96

Shortest Match: 41 minutes vs. Notre Dame, 9/8/83

Longest win streak vs. an opponent: 24,
 vs. Indiana from 9/20/78 to 11/22/85
 vs. Michigan State from 9/18/81 to 10/15/93

Longest current win streak vs. an opponent: 16,
 vs. Ball State from 9/22/78 to present

Most five-game matches vs. an opponent: 26, vs. Northwestern
 Purdue is 15-11 in those matches

Longest win streak in a season: 33 matches,
 from 9/11/82 to 12/12/82

Longest Big Ten win streak: 32 matches,
 from 10/24/81 to 11/19/83

The Last Time...

A Purdue player recorded 30-plus kills: 11/24/00
 Joanna Lowry, 32 vs. Indiana

A Purdue player recorded 75-plus attempts: 11/2/11
 Ariel Turner, 81 vs. #5 Illinois

A Purdue player recorded 65-plus assists: 9/8/07
 Jaclyn Hart, 67 at Clemson

A Purdue player served up 7-plus aces: 11/8/97
 Katie Gibbons, 7 at Michigan State

A Purdue player recorded 10-plus blocks: 10/23/10
 Kristen Arthurs, 12 vs. Michigan

A Purdue player recorded 30-plus digs: 10/1/10
 Carly Cramer, 30 at Minnesota

NCAA TOURNAMENT APPEARANCES

1981

Dec. 6 — South Regional First Round Mackey Arena (496) West Lafayette, Ind.

Tennessee	13	10	10
Purdue (W)	15	15	15

The Boilermakers participate in the first NCAA Tournament and sweep Tennessee. Junior Jane Neff, sophomore Jan Hoosline and freshman Kate Crandell all tally seven kills. Crandell also has five blocks.

Dec. 11 — South Regional Semifinals Foster Auditorium Tuscaloosa, Ala.

Purdue (L)	11	15	15	8	3
UCLA	15	6	11	15	15

UCLA rallies from a 2-1 deficit for the win. Senior Donna Hardesty and freshman Becky Winsett both have 11 kills, junior Jane Neff records seven blocks and senior Anne McMenemy adds 11 digs.

1982

Dec. 5 — Midwest Regional First Round Multi-Purpose Athletic Facility (963) West Lafayette, Ind.

Rutgers	15	7	3	9
Purdue (W)	12	15	15	15

The Boilermakers bring an unblemished 32-0 record into the tournament and defeat Rutgers. Senior Jane Neff leads the way with 13 kills, while classmate JoAnn Wissen has 12 kills on a .550 attack percentage, and junior Jan Hoosline adds five blocks and five aces.

Dec. 11 — Midwest Regional Semifinals Multi-Purpose Athletic Facility (1,352) West Lafayette, Ind.

Nebraska	15	15	4	12	5
Purdue (W)	12	12	15	15	15

In one of the greatest matches in Purdue history, the Boilermakers rally from two games down to top Nebraska and remain undefeated. Junior Joan King erupts for 30 kills while hitting .464, senior Jane Neff has 19 kills, and sophomore Kate Crandell tallies 16 kills, 11 blocks and four aces.

Dec. 12 — Midwest Regional Finals Multi-Purpose Athletic Facility (1,520) West Lafayette, Ind.

USC	15	15	15
Purdue (L)	13	3	8

Purdue's dream season comes to an end against USC. Junior Joan King has eight kills on a .467 attack percentage. The Boilermakers end the season 33-1.

1983

Dec. 3 — Midwest Regional First Round Multi-Purpose Athletic Facility (682) West Lafayette, Ind.

Illinois State	9	15	15	1	5
Purdue (W)	15	5	3	15	15

Purdue is forced to come from behind to defeat Illinois State. Senior Jan Hoosline hits .487 with 21 kills and six blocks, while sophomore Kim Corwin has 22 digs.

Dec. 9 — Midwest Regional Semifinals Multi-Purpose Athletic Facility (1,862) West Lafayette, Ind.

Western Michigan	15	9	15	14	15
Purdue (L)	3	15	9	16	10

Western Michigan survives in five games to remain undefeated at 32-0. Sophomore Kim Corwin paces Purdue with 22 kills on a .400 attack percentage, junior Kate Crandell records 12 blocks, and junior Annette Bauer comes up with 21 digs. A Multi-Purpose Athletic Facility (now the IAF) record crowd of 1,862 is on hand.

1984

Nov. 29 — Northwest Regional First Round Spartan Gym San Jose, Calif.

Purdue (L)	15	8	9	13
San Jose State	5	15	15	15

Nine days after beating San Jose State in five games on the road, Purdue falls to the host Spartans. Juniors Kim Corwin and Marianne Smith and freshman Linda Reichl all have 10 kills, and Corwin adds 14 digs.

1985

Dec. 5 — Midwest Regional First Round Horton Fieldhouse (1,336) Normal, Ill.

Purdue (W)	15	15	15
Illinois State	11	5	6

Purdue sweeps Illinois State behind 14 kills from sophomore Linda Reichl. Senior Kim Corwin has 12 digs.

Dec. 13 — Midwest Regional Semifinals Devaney Sports Center (2,740) Lincoln, Neb.

Purdue (L)	1	14	15	11
Nebraska	15	16	12	15

Nebraska wins the first two games and holds on for the victory. Sophomore Linda Reichl leads Purdue with 24 kills, senior Marianne Smith has 16 kills and 21 digs, and senior Cheryl Flowers adds 23 digs.

1987

Dec. 4 — Midwest Regional First Round Intercollegiate Athletic Facility (823) West Lafayette, Ind.

Penn State	4	9	15
Purdue (W)	15	15	17

After a year away from postseason play, the Boilermakers return with a flourish and a sweep of Penn State. Junior Linda Reichl totals 13 kills, while freshman Amber Douglas has 13 digs.

Dec. 10 — Midwest Regional Semifinals Kenney Gym (2,300) Champaign, Ill.

Purdue (L)	8	12	3
Nebraska	15	15	15

For the second time in three years the Boilermakers see their season ended by Nebraska. Junior Linda Reichl leads Purdue with 13 kills, and freshman Amber Douglas records five blocks.

1990

Nov. 29 — Midwest Regional First Round Rec Hall (1,963) University Park, Pa.

Purdue (L)	8	14	4
Penn State	15	16	15

In their first postseason appearance in three years, the Boilermakers face Penn State with its 42-0 record. The Boilermakers get nine kills and 13 digs from senior Jill Whiteman.

NCAA TOURNAMENT APPEARANCES

2004

Dec. 2 — First Round Moby Arena (2,720) Fort Collins, Colo.

Purdue (W)	30	25	30	22	15
#9 Colorado State	25	30	27	30	12

The Boilermakers make quite a splash in their first NCAA game in nearly 15 years, going into Moby Arena and upsetting the ninth-ranked host Rams in a five-game thriller. Six Boilermakers post double-digit kills, led by Kim McConaha. Daren Poe tallies a match-high 21 digs.

Dec. 3 — Second Round Moby Arena (1,210) Fort Collins, Colo.

Purdue (L)	31	27	19
#2 Hawai'i	33	30	30

The Boilermakers send Game 1 against No. 2 Hawai'i to overtime, but cannot overcome the Rainbow Wahine. Kim McConaha posts a 14 kill, 14 dig double-double, while also setting the Purdue career record for block assists. Elizabeth Jacques adds 11 kills and Daren Poe posts 18 digs.

2005

Dec. 2 — First Round Dean Smith Center (370) Chapel Hill, N.C.

Purdue (W)	30	30	30
Va. Commonwealth	27	24	21

The No. 14-seeded Boilermakers advance to the second round for the second consecutive year with a 3-0 win over VCU. Four Purdue players reach double digit dig totals, while freshmen Danita Merlau and Stephanie Lynch lead the team with 16 and 12 kills respectively.

Dec. 3 — Second Round Dean Smith Center (332) Chapel Hill, N.C.

Purdue (W)	30	30	30
Col. of Charleston	22	20	28

Purdue earns its first trip to the third round since 1982 with a sweep of the College of Charleston. Sophomore Sam Mader and freshman Danita Merlau lead the Boilermakers with 11 kills each. Three players tally double-digit dig totals, led by freshman Kelli Miller's tally of 19.

Dec. 9 — College Station Regional Semifinal G. Rollie White Coliseum (414) College Station, Texas

Purdue (L)	25	19	20
#3 Washington	30	30	30

In their first Sweet 16 appearance in 18 years, the Boilermakers clash with No. 3 Washington, who end Purdue's season with a 3-0 sweep. Freshman Stephanie Lynch notches 14 kills, while junior Brittany Dildine posts 18 digs.

2006

Nov. 30 — First Round Intercollegiate Athletic Facility (906) West Lafayette, Ind.

Saint Louis	21	20	30
#23 Purdue (W)	30	30	32

Purdue hosts an NCAA Tournament match for the first time since 1987 as the No. 14-seeded Boilermakers sweep the St. Louis Billikens. Sophomore Danita Merlau tallies 17 kills on a .308 hitting percentage and senior Brittany Dildine and sophomore Kelli Miller lead the defensive effort with 19 and 17 digs respectively.

Dec. 1 — Second Round Intercollegiate Athletic Facility (1,107) Chapel Hill, N.C.

Kentucky	21	28	26
#23 Purdue (W)	30	30	30

Purdue earns its second consecutive trip to the Sweet 16 after making short work of the Wildcats. Sophomore Danita Merlau racks up 17 kills, while junior Sam Mader finishes close behind with 13. Senior Brittany Dildine notches 20 digs and freshman Sam Gray registers 36 assists.

Dec. 9 — Seattle Regional Semifinal Bank of America (4,686) Seattle, Wash.

#18 Purdue (L)	24	18	15
#5 Penn State	30	30	30

The Boilermakers fall to the third-seeded Nittany Lions for the third time in 2006. Sophomore Stephanie Lynch tallies eight kills, while sophomore Danita Merlau racks up seven kills and seven digs.

2007

Nov. 30 — First Round Convocation Center (3,072) Athens, Ohio

#19 Ohio	30	24	22	23
Purdue (W)	25	30	30	30

The Boilermakers bested the Bobcats on their home floor after shaking off a loss in Game 1. With the win, Purdue advanced to the second round for the fourth-straight season. Sophomore Carrie Gurnell paced the Boilermaker offensive attack with 17 kills, while freshman Kristen Arthurs and junior Danita Merlau each added 12 putdowns. Merlau also pulled up a team-leading 14 digs, while senior Anne Mastandrea and junior Kelli Miller reached double-digits with 13 and 12 respectively. Junior Stephanie Lynch put up nine blocks, including three solo efforts.

Dec. 1 — Second Round Convocation Center (321) Athens, Ohio

Purdue (L)	12	14	27
#17 Cal Poly	30	30	30

The Boilermakers' quest for a third-straight Sweet 16 appearance was cut short by the No. 16 seeded Mustangs. Purdue could not overcome Cal Poly's potent offense which hit .325 for the match and also served up nine aces. Sophomore Carrie Gurnell provided a bright spot for the Boilermakers with 11 kills on a .320 hitting effort. A trio of Boilermakers posted double-digit dig tallies, led by junior Kelli Miller's tally of 14. Junior Danita Merlau and freshman Jessica Ullrich added 13 and 10.

2008

Dec. 5 — First Round Intercollegiate Athletic Facility (1277) West Lafayette, Ind.

Louisville	22	25	27	25	14
#17 Purdue (W)	25	21	29	23	16

The Boilermakers advance to the second round for the fifth-straight season with a five-set win over Louisville. A balanced and efficient offensive attack guided the team to victory. Purdue hit .318 in the match, while five players posted double-digit kills, led by senior Stephanie Lynch's 15. Lynch also contributed 10 blocks to the team's tally. Senior Kelli Miller added 23 digs and three aces, while sophomore setter Jaelyn Hart nearly pulled off the triple double with 51 assists, 14 digs and eight kills.

Dec. 6 — Second Round Intercollegiate Athletic Facility (1002) West Lafayette, Ind.

Middle Tenn. State	18	26	18	25	8
#17 Purdue (W)	25	24	25	22	15

The Boilermakers move on to the Sweet 16 for the third time in four years and post their 26th win of the season, the most since 1985 (34-4). Senior libero Kelli Miller records her 2000th career dig with 18 in the match. Sophomore middle hitter Kristen Arthurs leads the way for the Purdue offense with 15 kills, while senior middle hitter Stephanie Lynch and senior outside hitter Danita Merlau added 13 and 12 respectively. Merlau rounds out a double-double with 15 digs, while Lynch put up eight blocks to pace Purdue at the net. Redshirt sophomore Lisa Pierce served up three aces in the contest.

Dec. 12 — Fort Collins Regional Semifinal Moby Arena (2,573) Fort Collins, Colo.

#17 Purdue (L)	25	22	23	20
#6 Hawai'i	18	25	25	25

Purdue managed to take the first set from No. 6 Hawai'i, but could not hold off the sixth-ranked Rainbow Wahine eventually falling 3-1. Sophomore middle hitter Kristen Arthurs paces the offense with 14 kills on a .500 hitting effort, while senior middle hitter Stephanie Lynch racks up 13 putaways and six blocks in her final match as a Boilermaker. Senior outside hitter Danita Merlau tacks on eight kills, while junior outside hitter Carrie Gurnell adds seven. Senior libero Kelli Miller pulls up 11 digs to lead the Purdue defense one last time, while freshman defensive specialist Emily Ehlers and sophomore setter Jaelyn Hart added 10 each. Hart rounded out a double-double with 34 assists. Purdue outblocked Hawai'i 13 to 9, but won only that statistical category.

2010

Dec. 3 — First Round Intercollegiate Athletic Facility (1414) West Lafayette, Ind.

Kentucky	18	26	17	18
#24 Purdue (W)	25	24	25	25

The Boilermakers advance to the second round for the sixth time in seven years with a four-set win over Kentucky. Purdue outdid the Wildcats in every major statistical category. Ariel Turner and Anna Drewry led the way offensively with 18 and 16 kills respectively. Jaelyn Hart, Kristen Arthurs and Tiffany Fisher add nine kills apiece. Hart managed her nine kills in 12 swings with no errors for a Purdue NCAA Tournament record hitting effort, besting JoAnne Wissen's .550 (12-1-20) effort on Dec. 5, 1982. Arthurs led Purdue at the net with six blocks. Carly Cramer pulled up 11 digs, while three other players added nine or more. The Boilermakers posted 62 kills to Kentucky's 38 and outdug the Wildcats 50 to 30.

Dec. 4 — Second Round Intercollegiate Athletic Facility (1374) West Lafayette, Ind.

Louisville	24	23	25	15
#24 Purdue (W)	26	25	18	25

The Boilermakers punched their ticket to the Sweet 16 with a four-set win over Louisville. It was a gutsy effort which saw Purdue weather 27 tie scores and 12 lead changes. It was a total team ordeal as five different players posted nine or more kills and five Boilermakers posted eight or more digs. Eleven players saw court time and all made a contribution. Tiffany Fisher posted a team-best 12 kills, while Ariel Turner chipped in 11. Carly Cramer led the way with 13 digs, while Blair Bashen (11), Jaelyn Hart (10) and Emily Ehlers (10) also reached double digits. Hart rounded out a double-double with 45 assists.

Dec. 10 — Austin Regional Semifinal Gregory Gymnasium Austin, Texas

#24 Purdue (W)	28	25	25
#1 Florida	26	15	19

The Boilermakers toppled a No. 1 team for the first time in program history, while also advancing to the Regional Finals for just the second time in Purdue lore. Purdue hit a team NCAA record .327 in the contest, while holding the top-ranked Gators to a season-low .122 effort. The Boilermakers trailed 24-20 in the opening set, but scored five in a row, thwarting four UF set point attempts, en route to stealing the 28-26 win on their own third chance at the stanza. Purdue cruised in sets two and three. Ariel Turner guided the offense with 18 kills and Katie Griffin added nine. Carly Cramer pulled up a match-high 16 digs, while Emily Ehlers added 15.

Dec. 11 — Austin Regional Final Gregory Gymnasium (4,152) Austin, Texas

#24 Purdue (L)	25	16	15	25
#6 Texas	18	25	25	27

The Boilermakers' dream NCAA Tournament run ended in the Elite 8 as they were edged by No. 6 Texas. Purdue won the first set 25-18, but lost All-American setter Jaelyn Hart to injury in the stanza. The Longhorns took the next two sets as Purdue regrouped, but the Boilermakers led 20-15 late in the fourth. Purdue had three chances at set point at 24-22, 24-23 and again at 25-24, but could not shake a late UT surge, falling 27-25. Ariel Turner put down a match-high 23 kills and added 11 digs and two aces. Catherine Rebarchak chipped in 10 kills, while Carly Cramer paced the defense with 15 digs.

2011

Dec. 2 — First Round Intercollegiate Athletic Facility (2294) West Lafayette, Ind.

Morehead State	15	16	23
#8 Purdue (W)	25	25	25

Purdue advanced to the second round with a dominating 3-0 sweep of Morehead State. The Boilermakers hit a then-school NCAA record clip of .349 in the match and outblocked the Eagles 12.5 to 4. Ariel Turner posted a 13-kill, 12 dig double double, while Val Nichol chipped in 11 kills while hitting .474. Blair Bashen pulled up 13 digs, followed by Turner's 12. Kierra Jones led the Boilermakers at the net with seven block assists.

Dec. 3 — Second Round Intercollegiate Athletic Facility (2036) West Lafayette, Ind.

Louisville	14	28	11	16
#8 Purdue (W)	25	26	25	25

The Boilermakers earned a spot in the NCAA third round for the fifth time since 2005 with a 3-1 win over Louisville, knocking the Cardinals out of the tournament in the second round for the second straight year. Purdue dominated Sets 1, 3 and 4 and posted a team NCAA record .370 hitting effort in the match. Ariel Turner paced Purdue with 16 kills, while Tiffany Fisher (14) and Catherine Rebarchak (10) also reached double-digits. Blair Bashen led the defense with 10 digs, while Fisher put up a team-leading eight blocks. Purdue outhit Louisville .370 to .083 and put up nine blocks to UofL's 3. Tanya Lukyanenko hit an opponent NCAA record .643 clip for the Cardinals.

**PURDUE INDIVIDUAL RECORDS
AT THE NCAA TOURNAMENT**

Kills

30, Joan King, vs. Nebraska, 12/11/82

Attempts

61, Linda Reichl, vs. Nebraska, 12/13/85

Hitting Percentage (*minimum 10 attempts*)

.750 (9-0-12), Jaclyn Hart vs. Kentucky, 12/3/10

Assists

59, Renata Dargan, vs. Colorado State, 12/2/04

Aces

5, Jan Hoosline, vs. Rutgers, 12/5/82

Blocks Solo

7, Kate Crandell, vs. Nebraska, 12/11/82

Block Assists

9, Stephanie Lynch, vs. Louisville, 12/5/08

Total Blocks

12 [5-7], Kate Crandell,
vs. Western Michigan, 12/9/83

Digs

23 twice,
Cheryl Flowers, vs. Nebraska, 12/13/85
Kelli Miller, vs. Louisville, 12/5/08

**PURDUE TEAM RECORDS
AT THE NCAA TOURNAMENT**

Kills

92 vs. Nebraska, 12/11/82

Attempts

215, vs. Nebraska, 12/11/82

Hitting Percentage

.370 (54-10-119), vs. Louisville, 12/3/11

Assists

76, vs. Colorado State, 12/2/04

Aces

13, vs. Penn State, 12/4/87

Solo Blocks

14, vs. Nebraska, 12/11/82

Block Assists

25, vs. Western Michigan, 12/9/83

Total Blocks

22, vs. Nebraska, 12/11/82

Digs

90, vs. Western Michigan, 12/9/83
vs. Nebraska, 12/13/85

**OPPONENT RECORDS
AT THE NCAA TOURNAMENT**

Kills

Player - 25 twice,
Erin Dean (Nebraska), 12/11/82
Jana Matiasovska (Louisville), 12/5/08
Team - 81, Colorado State, 12/2/04

Attempts

Player - 60, Erin Dean (Nebraska), 12/11/82
Team - 228, Nebraska, 12/11/82

Hitting Percentage

Player - .643 (10-1-14),
Tanya Lukyanenko (Louisville), 12/3/11
Team - .454, Penn State, 12/8/06

Assists

Player - 65, Melissa Courtney (Colorado State),
12/2/04
Team - 73, Colorado State, 12/2/04

Aces

Player - 6, Christa Cook (San Jose State),
11/29/84
Team - 16, UCLA, 12/11/81;
San Jose State, 11/29/84

Solo Blocks

Player - 4, Tracy Clark (USC), 12/12/82
Team - 10, Nebraska, 12/11/82

Block Assists

Player - 7 twice,
Karen Dahlgren (Nebraska), 12/13/85
Lecia Brown (Louisville), 12/5/08
Team - 21, San Jose State, 11/29/84

Total Blocks

Player - 8, Lecia Brown (Louisville), 12/5/08
Team - 14.5, San Jose State, 11/29/84

Digs

Player - 26, Kathi DeBoer (Nebraska), 12/13/85
Team - 107, Nebraska, 12/13/85

Player Bios

#1 Rachel Davis *6-0 • Redshirt Sophomore • S • Kalamazoo, Mich. (Plainwell)*

2011: AVCA National Player of the Week, 11/15 ... Big Ten Defensive Player of the Week 11/14 ... Academic All-Big Ten ... averaging 10.91 assists and 2.43 digs per set ... ranks 43rd nationally and fifth in the Big Ten with 10.91 assists per set, and sixth in conference play (10.64) ... has posted 12 double-doubles, combining assists and digs each time, in 33 starts ... guided team to a .250 or better hitting percentage 22 times, including a .300 or better effort in 11 times and .400 or better mark four times ... led team in digs twice: against College of Charleston and No. 18 Michigan ... led team in blocks against Virginia Commonwealth ... posted double-digit digs 12 times, including career high 21 against Iowa ... picked up five or more kills of her own in seven matches ... hitting at a .414 clip on the season, including a .300 or better effort 25 times and .400 or better 20 times ... served up five aces and added 50 blocks ... Active Ankle Challenge MVP.

MISCELLANEOUS STATS

	2011	Career
Double-Doubles	12	0
10-assist matches	33	37
20-assist matches	33	34
30-assist matches	31	32
40-assist matches	17	17
50-assist matches	4	4
5-block matches	0	0
10-dig matches	12	12
20-dig matches	1	1

Davis' Career Statistics

Season	MP-MS-GP	K-KPG	E	TA	PCT	AST	SA	SE	RE	DG-DPG	BS-BA-TB	BPG	BHE
2010	9-1-17	6-0.35	0	15	.400	97	1	6	0	18-1.06	0-5-5	0.29	2
2011	33-33-120	99-0.82	8	220	.414	1309	5	7	1	292-2.43	8-42-50	0.42	10
Totals	42-34-137	105-0.77	8	235	.413	1406	6	13	1	310-2.26	8-47-55	0.40	12

#2 Val Nichol *6-0 • Freshman • OH • Normal, Ill. (University)*

2011: Played in 30 matches, starting two: against College of Charleston and Western Carolina ... averaging 2.15 kills per set, third most on the team ... has posted double-digit kills on six occasions, including a team-leading 15 vs. Western Carolina ... hit .250 or better in 12 matches, including .300 or better nine times, .400 or better seven times and .500 or better three times ... led team in blocks twice: vs. #2 Nebraska and Western Carolina ... put up five blocks against Western Carolina ... added 30 digs and three assists.

MISCELLANEOUS STATS

	2011	Career
Double-Doubles	0	0
10-kill matches	6	6
5-block matches	1	1
10-dig matches	0	0

Nichol's Career Statistics

Season	MP-MS-GP	K-KPG	E	TA	PCT	AST	SA	SE	RE	DG-DPG	BS-BA-TB	BPG	BHE
2011	30-2-87	187-2.15	89	526	.186	3	0	0	0	30-0.34	14-41-55	0.63	0

#3 Hilliary Fox *6-1 • Sophomore • DS/OH • Montgomery, Ind. (Barr Reeve)*

2011: Academic All-Big Ten ... saw action in 22 matches ... averaging 1.29 digs per set, while also adding three aces and nine assists ... posted double-digit digs once with 11 at No. 22 Michigan ... made good on 96 percent of her 145 serve reception attempts.

MISCELLANEOUS STATS

	2011	Career
Double-Doubles	0	0
10-kill matches	0	0
5-block matches	0	0
10-dig matches	1	1

Fox's Career Statistics

Season	MP-MS-GP	K-KPG	E	TA	PCT	AST	SA	SE	RE	DG-DPG	BS-BA-TB	BPG	BHE
2010	5-0-5	0-0.00	1	4	-.250	0	0	0	0	1-0.20	0-0-0	0.00	0
2011	22-0-56	8-0.14	6	20	.100	9	3	5	6	72-1.29	0-4-4	0.07	1
Totals	26-0-61	8-0.13	7	24	.042	9	3	5	6	73-1.20	0-4-4	0.07	1

Player Bios

#6 Emily Ehlers *5-9 • Senior • DS • Mishawaka, Ind. (Penn)*

2011: Played in all 33 matches, starting 32 ... averaging 2.64 digs per set, third most on the team ... posted double-digit digs in 15 matches, including season-best 22 against No. 5 Illinois ... recorded her 1,000th-career dig vs. Iowa ... needs 49 more digs to enter career Top 10 ... led team in digs six times: vs. VCU, Air Force, Jacksonville State, No. 5 Illinois, No. 2 Nebraska and at Wisconsin ... made good on 97 percent of her 606 serve reception attempts ... added 19 aces, third most on the team, and 60 assists, second most on team.

MISCELLANEOUS STATS

	2011	Career
Double-Doubles	0	0
10-dig matches	15	49
20-dig matches	1	3

Ehlers' Career Statistics

Season	MP-MS-GP	K-KPG	E	TA	PCT	AST	SA	SE	RE	DG-DPG	BS-BA-TB	BPG	BHE
2008	16-0-55	0-0.00	2	4	-.500	12	0	3	12	75-1.36	0-0-0	0.00	0
2009	31-20-124	4-0.03	2	20	.100	58	14	28	22	319-2.57	0-1-1	0.01	1
2010	35-35-132	6-0.05	6	35	.000	40	15	35	18	366-2.77	0-1-1	0.01	1
2011	33-32-118	6-0.05	5	39	.026	60	19	25	21	311-2.64	0-0-0	0.00	3
Totals	115-87-429	16-0.04	15	98	.010	173	48	91	73	1071-2.50	0-2-2	0.00	5

#8 Ariel Turner *6-1 • Junior • OH • Highlands Ranch, Colo. (Mountain Vista)*

2011: Big Ten Player of the Year ... AVCA National Player of the Week, Nov. 1 ... five-time Big Ten Player of the Week (10/3, 10/11, 10/31, 11/7, 11/28) ... CoSIDA Academic All-District V first team ... Academic All-Big Ten ... ranks in the top five nationally in kills per set (5th, 4.87) and points per set (3rd, 5.49), leading the Big Ten in both categories ... averaging team-best 4.87 kills per set, while adding 2.77 digs per set, second most on the team ... set season record for hitting attempts with 1606, snapping Colleen DeMeyer's 1979 mark of 1512 ... registered 16 double-doubles, combining kills and digs each time ... made good on 92 percent of 175 reception attempts ... has posted double-digit kills in 31 matches, including 20 or more on nine occasions ... led team in kills 31 times, digs twice (against Bryant and No. 22 Michigan) and blocks twice (against Baylor and Bryant) ... put up double-digit digs 16 times and five or more blocks three times ... tallied 1000th career kill on Oct. 7 and 500th career dig on Oct. 14 ... has hit at a .200 or better clip in 24 matches, including .250 or better 15 times, .300 or better 11 times and .400 or better twice ... took a Purdue four-game record 81 swings against No. 5 Illinois, a tally which ranks fourth on Purdue's individual match record list ... ranks third in season kills (570) ... ranks third in career hitting attempts with 3880 and 10th in career kills with 1335 ... Preseason All-Big Ten selection ... named to all-tournament team at Mortar Board Premier, Denver Invitational, Active Ankle Challenge and Big Ten/Big East Challenge.

MISCELLANEOUS STATS

	2011	Career
Double-Doubles	16	21
10-kill matches	31	78
20-kill matches	9	16
10-dig matches	16	22
5-block matches	3	6

Turner's Career Statistics

Season	MP-MS-GP	K-KPG	E	TA	PCT	AST	SA	SE	RE	DG-DPG	BS-BA-TB	BPG	BHE
2009	31-14-117	287-2.45	132	854	.181	6	10	32	6	117-1.00	10-45-55	0.47	0
2010	34-29-128	478-3.73	185	1420	.206	19	17	29	7	228-1.78	11-67-78	0.61	0
2011	32-32-117	570-4.87	169	1606	.250	27	19	26	14	324-2.77	23-61-84	0.72	3
Total	97-75-362	1335-3.69	486	3880	.219	52	46	87	27	669-1.85	44-173-217	0.60	3

#9 Amanda Miller *5-7 • Redshirt Junior • DS • Trabuco Canyon, Calif. (Mission Viejo)*

2011: Played in 16 matches, averaging 1.08 digs per set ... posted 43 digs, including season-high seven digs vs. Louisville in the NCAA Tournament second round ... served up five aces, including two at Ohio State ... dished out 12 assists ... made good on 95 percent of 79 serve reception attempts.

MISCELLANEOUS STATS

	2011	Career
10-dig matches	0	0

Miller's Career Statistics

Season	MP-MS-GP	K-KPG	E	TA	PCT	AST	SA	SE	RE	DG-DPG	BS-BA-TB	BPG	BHE
2008	4-0-4	0-0.00	0	0	.000	0	0	0	0	0-0.00	0-0-0	0.00	0
2009	7-0-8	0-0.00	0	0	.000	0	0	0	2	2-0.25	0-0-0	0.00	0
2010	2-0-2	0-0.00	0	0	.000	0	0	0	0	2-1.00	0-0-0	0.00	0
2011	16-0-40	0-0.00	0	2	.000	12	5	4	4	43-1.08	0-0-0	0.00	0
Totals	29-0-54	0-0.00	0	2	.000	12	5	4	6	47-0.87	0-0-0	0.00	0

Player Bios

#10 Katie Griffin *5-8 • Redshirt Sophomore • OH • Avon, Ind. (Avon)*

2011: Academic All-Big Ten ... played in 19 matches, starting against Western Carolina ... averaging 1.84 kills per set, while hitting .221 ... posted double-digit kills twice with 10 against Michigan State and Iowa ... hit .250 or better in 12 matches, including .300 or better five times, .400 or better three times and .500 or better once ... ranks third on Purdue's five-game hitting percentage list (15-19 attempts) with a .588 effort vs. Iowa ... added 17 blocks and 16 digs.

Griffin's Career Statistics

Season	MP-MS-GP	K-KPG	E	TA	PCT	AST	SA	SE	RE	DG-DPG	BS-BA-TB	BPG	BHE
2009	5-0-10	12-1.20	9	40	.075	1	0	1	0	4-0.40	0-2-2	0.20	0
2010	32-3-101	190-1.88	68	518	.236	1	5	10	6	32-0.32	6-21-27	0.27	0
2011	19-1-50	92-1.84	33	267	.221	1	0	1	0	16-0.32	1-16-17	0.34	0
Total	56-4-161	294-1.83	110	825	.223	3	5	12	6	52-0.32	7-39-46	0.29	0

MISCELLANEOUS STATS

	2011	Career
Double-Doubles	0	0
10-kill matches	2	6
10-dig matches	0	0

#11 Carly Cramer *5-6 • Junior • DS/Lib. • Martinsville, Ind. (Martinsville)*

2011: Preseason All-Big Ten selection ... Academic All-Big Ten ... saw action in 10 matches, starting seven at libero, before having season-ending shoulder surgery ... averaged 2.70 digs per set, second most on the team ... tallied double-digit digs three times ... led team in digs against Baylor, Western Carolina and Ball State ... made good on 97 percent of her 122 serve reception attempts ... served up 12 aces, including two or more five times ... dished out 20 assists ... put down a kill against Denver.

Cramer's Career Statistics

Season	MP-MS-GP	K-KPG	E	TA	PCT	AST	SA	SE	RE	DG-DPG	BS-BA-TB	BPG	BHE
2009	30-17-109	3-0.03	1	10	.200	28	9	13	23	188-1.72	0-1-1	0.01	0
2010	35-32-132	6-0.05	4	25	.080	79	14	31	31	524-3.97	0-0-0	0.00	0
2011	10-7-30	1-0.03	0	3	.333	20	12	12	4	81-2.70	0-0-0	0.00	0
Total	75-66-271	10-0.04	5	38	.132	127	35	56	58	793-2.93	0-1-1	0.00	0

MISCELLANEOUS STATS

	2011	Career
10-dig matches	3	37
20-dig matches	0	7
30-dig matches	0	1

#12 Kierra Jones *6-0 • Freshman • MB • Fishers, Ind. (Hamilton Southeastern)*

2011: All-Big Ten Freshmen Team selection ... three-time Big Ten Freshman of the Week (8/29, 10/17, 11/7) and two-time Big Ten Co-Defensive Player of the Week (10/17, 11/7) ... ranks 39th nationally and fifth in the Big Ten with a team-best 1.24 blocks per set ... ranks fifth in blocks per set in conference matches (1.24) ... has seen action in 31 matches, starting 27 ... averages 1.43 kills per set, while hitting .365 ... led team in blocks 16 times, while posting five or more stuffs on 11 occasions ... registered nine block assists vs. No. 5 Illinois, tying the second most ever in a Purdue four-game match ... hit .818 (9-0-11) against College of Charleston, ranking second on the Purdue three-game match list (10-14 attempts) ... has hit .250 or better in 22 matches, including .300 or better 18 times, .400 or better 13 times and .500 or better 10 times ... served up an ace against No. 5 Illinois ... has dished out five assists ... named Mortar Board Premier MVP.

Jones' Career Statistics

Season	MP-MS-GP	K-KPG	E	TA	PCT	AST	SA	SE	RE	DG-DPG	BS-BA-TB	BPG	BHE
2011	31-27-102	146-1.43	37	299	.365	5	1	1	1	21-0.21	11-115-126	1.24	3

MISCELLANEOUS STATS

	2011	Career
Double-Doubles	0	0
10-kill matches	0	0
10-dig matches	0	0
5-block matches	11	11

Player Bios

#14 Blair Bashen *5-10 • Redshirt Senior • DS • Houston, Texas (St. John's)*

2011: Has seen action in all 33 matches, starting 26 at libero ... averaging a team-leading 3.99 digs per set, a tally which ranked ninth in the Big Ten ... pulled up 4.37 digs per set in conference play, ranking fifth ... posted double-digit digs 25 times, including 20 or more on six occasions ... led team in digs 20 times ... has posted 467 digs, ranking fourth on the season digs list, one out of third ... recorded 1,000th career dig vs. #9 Penn State, Oct. 14 ... has served up 27 aces, second most on the team ... made good on 97 percent of 817 serve reception attempts ... ranks seventh in career digs (1,245) ... pulled up 29 digs at No. 1 Illinois, marking the fifth-best Purdue four-game match tally ... named to Denver Invitational all-tournament team.

Bashen's Career Statistics

Season	MP-MS-GP	K-KPG	E	TA	PCT	AST	SA	SE	RE	DG-DPG	BS-BA-TB	BPG	BHE
2008	11-0-17	0-0.00	0	1	.000	1	0	1	5	12-0.71	0-0-0	0.00	0
2009	31-25-124	6-0.05	5	14	.071	77	25	31	31	434-3.50	0-0-0	0.00	3
2010	35-3-132	1-0.01	2	5	-.200	65	19	21	18	332-2.52	0-1-1	0.01	6
2011	33-26-117	6-0.05	5	20	.050	49	27	25	27	467-3.99	0-0-0	0.00	5
Totals	110-54-390	13-0.03	12	40	.025	192	71	78	81	1245-3.19	0-1-1	0.00	14

MISCELLANEOUS STATS

	2011	Career
10-dig matches	25	59
20-dig matches	6	14
30-dig matches	0	2
40-dig matches	0	0

#15 Courtney Gosewisch *5-8 • Junior • DS • Downers Grove, Ill. (Downers Grove South)*

2011: Academic All-Big Ten ... saw action in 17 matches ... pulled up 38 digs, including season-high nine at Iowa ... made good on 92 percent of 85 serve reception opportunities ... dished out five assists and served up two aces.

Gosewisch's Career Statistics

Season	MP-MS-GP	K-KPG	E	TA	PCT	AST	SA	SE	RE	DG-DPG	BS-BA-TB	BPG	BHE
2009	31-0-96	1-0.01	1	5	.000	13	6	9	9	63-0.66	0-0-0	0.00	0
2010	19-0-32	0-0.00	0	0	.000	0	1	4	1	14-0.44	0-1-1	0.03	0
2011	17-0-35	0-0.00	0	0	.000	5	2	3	7	38-1.09	0-0-0	0.00	0
Total	67-0-163	1-0.01	1	5	.000	18	9	16	17	115-0.71	0-1-1	0.01	0

MISCELLANEOUS STATS

	2011	Career
10-dig matches	0	0
20-dig matches	0	0

#16 Kaisley Fisher *6-3 • Freshman • MB • Plainfield, Ill. (Plainfield North)*

2010: Saw action in two matches: vs. Air Force and Western Carolina ... started vs. WCU and posted three kills and three blocks in the match ... redshirting the season due to shoulder injury.

Fisher's Career Statistics

Season	MP-MS-GP	K-KPG	E	TA	PCT	AST	SA	SE	RE	DG-DPG	BS-BA-TB	BPG	BHE
2011	2-0-4	3-0.75	1	6	.333	0	0	0	1	0-0.00	0-4-4	1.00	0

MISCELLANEOUS STATS

	2011	Career
10-kill matches	0	0
5-block matches	0	0

Player Bios

#17 Catherine Rebarchak *6-1 • Redshirt Sophomore • OH • Mobile, Ala. (St. Paul's Episcopal)*

2011: Has seen action in 33 matches, starting 32 ... averaging 1.74 kills and 0.85 blocks per set ... posted double-digit kills seven times ... tallied season-best 10 digs at No. 6 Nebraska ... tallied five or more blocks seven times, while also leading the team seven times ... served up 15 aces ... posted third-best hitting percentage in a three-set match (10-14 attempts) with a .786 effort against Western Carolina ... hit .250 or better in 11 matches, including .300 or better 10 times, .400 or better six times and .500 or better five times ... named to all-tournament teams at the Active Ankle Challenge and Big Ten/Big East Challenge.

MISCELLANEOUS STATS

	2011	Career
Double-Doubles	0	2
10-kill matches	7	18
5-block matches	7	10
10-dig matches	1	3

Rebarchak's Career Statistics

Season	MP-MS-GP	K-KPG	E	TA	PCT	AST	SA	SE	RE	DG-DPG	BS-BA-TB	BPG	BHE
2010	32-27-107	234-2.19	111	575	.214	6	8	21	0	86-0.80	7-72-79	0.74	2
2011	33-32-115	200-1.74	105	483	.197	8	15	47	2	64-0.56	8-90-98	0.85	0
Totals	65-59-222	434-1.95	216	1058	.206	14	23	68	2	150-0.68	15-162-177	0.80	2

#18 Tiffany Fisher *6-2 • Senior • MB • Topeka, Ind. (Westview)*

2011: Unanimous All-Big Ten selection ... Preseason All-Big Ten selection ... ranks 10th nationally in hitting percentage, with Big Ten and team-best .395 mark ... led league with .375 effort in conference play as well ... averaging 2.48 kills per set, second most on the team, as well as 1.03 blocks per set, second most on the team and ninth in the Big Ten, in 32 starts... served up team-leading 29 aces ... posted double-digit kills in 11 matches ... led team in kills three times: vs. College of Charleston, Air Force and No. 178 Michigan ... hit .250 or better in 23 matches, .300 or better 22 times, .400 or better 19 times and .500 or better 10 times ... put up five or more blocks in 10 matches ... led team in blocks 10 times ... ranks ninth on Purdue career block assists list (321) ... posted an .875 hitting effort vs. Air Force, ranking third on Purdue's individual match record list ... effort also marked best in a three-set match (15-19 attempts) in school history ... Denver Invitational MVP ... named to Mortar Board Premier all-tournament team.

MISCELLANEOUS STATS

	2011	Career
Double-Doubles	0	0
10-kill matches	11	37
5-block matches	10	25
10-dig matches	0	0

Fisher's Career Statistics

Season	MP-MS-GP	K-KPG	E	TA	PCT	AST	SA	SE	RE	DG-DPG	BS-BA-TB	BPG	BHE
2008	16-1-29	17-0.59	7	35	.286	0	0	1	0	2-0.07	0-12-12	0.41	0
2009	31-30-119	274-2.30	100	586	.297	2	2	15	1	34-0.29	11-83-94	0.79	1
2010	35-35-132	306-2.32	122	655	.281	14	31	53	0	92-0.70	3-121-124	0.94	2
2011	32-32-117	290-2.48	71	554	.395	6	29	53	3	70-0.60	16-105-121	1.03	3
Total	114-98-397	887-2.23	300	1830	.321	22	62	122	4	198-0.50	30-321-351	0.88	6

#20 Anna Drewry *6-3 • Junior • MB • San Antonio, Texas (Tom C. Clark)*

2011: Has seen action in 15 matches, starting six ... averaging 1.23 kills and 0.90 blocks per set ... posted five or blocks once, while leading the team three times: vs. Western Carolina and Michigan State and at Northwestern ... tallied 38 kills, while also adding two assists and one ace ... hit .250 or better seven times, including .300 or better four times and .400 or better twice.

MISCELLANEOUS STATS

	2011	Career
Double-Doubles	0	0
10-kill matches	0	8
5-block matches	1	5

Drewry's Career Statistics

Season	MP-MS-GP	K-KPG	E	TA	PCT	AST	SA	SE	RE	DG-DPG	BS-BA-TB	BPG	BHE
2009	30-21-93	130-1.40	54	309	.246	5	0	0	0	11-0.12	5-82-87	0.94	1
2010	29-14-95	212-2.23	104	525	.206	2	0	1	0	26-0.27	12-52-64	0.67	0
2011	14-6-30	38-1.27	15	89	.258	2	1	1	2	4-0.13	3-25-28	0.93	0
Total	73-41-218	380-1.74	173	923	.224	9	1	2	2	41-0.19	20-159-179	0.82	1

RADIO/TELEVISION ROSTER



1 Rachel Davis
6-0, RS So., S



2 Val Nichol
6-0, Fr., S/OH



3 Hilliary Fox
6-1, So., OH/DS



6 Emily Ehlers
5-9, Sr., DS



8 Ariel Turner
6-1, Jr., OH



9 Amanda Miller
5-7, RS Jr., DS



10 Katie Griffin
6-2, RS So., OH



11 Carly Cramer
5-6, Jr., DS



12 Kierra Jones
6-1, Fr., MB



14 Blair Bashen
5-10, RS Sr., DS



15 Courtney Gosewisch
5-8, Jr., DS



16 Kaisley Fisher
6-3, Fr., MB



17 Catherine Rebarchak
6-2, RS So., OH



18 Tiffany Fisher
6-2, Sr., MB



20 Anna Drewry
6-3, Jr., MB



Dave Shondell
Head Coach
9th year



Kathy Jewell
Asst. Coach
9th year



John Shondell
Asst. Coach
9th year



Nate Kitrush
Student Asst. Coach
1st Year



Jaclyn Hart
Volunteer
Asst. Coach
1st Year



2011 Division I Women's

VOLLEYBALL CHAMPIONSHIP

First and Second Rounds
December 1-2 or 2-3


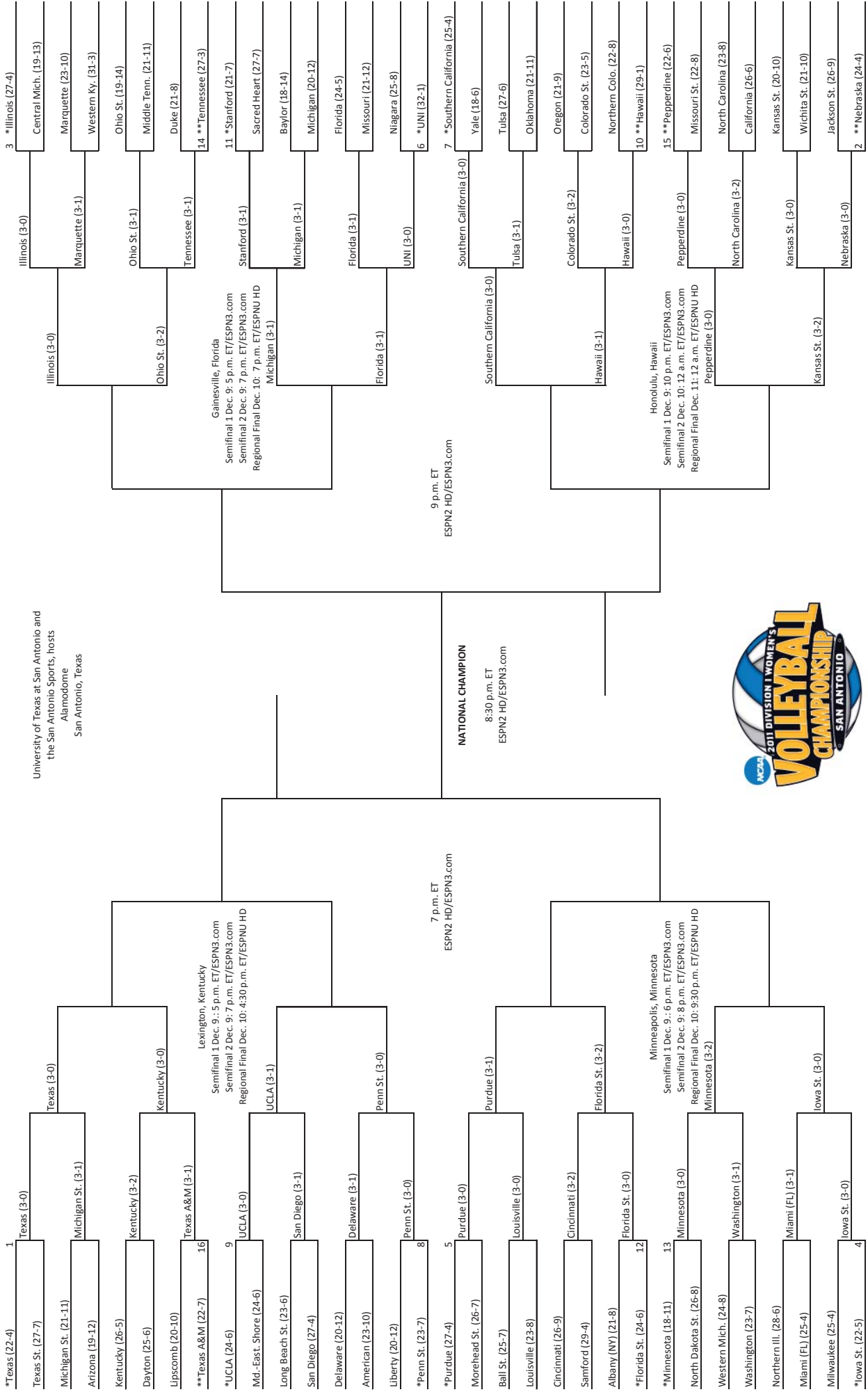
Regionals
December 9-10

National Championship
December 17

Semifinals
December 15

Regionals
December 9-10

First and Second Rounds
December 1-2 or 2-3



* Host Institution - Friday/Saturday, December 2-3.
** Host Institution - Thursday/Friday, December 1-2.
NCAA/11/27/11/jjr