



Softball Quick Facts

Location: West Lafayette, Ind. 47907
Founded: 1869
Enrollment: 39,637
Nickname: Boilermakers
Colors: Old Gold and Black
Conference: Big Ten
Facility: Varsity Softball Complex (1,000)
Web site: purduesports.com
President: France A Córdova
Athletics Director: Morgan J. Burke

Head Coach

Kim Maher (Fresno State 1995)
Record at Purdue: 186-150-3 (6 years)
Overall Record: Same

Assistant Coaches

Monica Tantlinger (Cal State Fullerton 2006, 3rd year)
Diane Stephenson (Indiana 1982, 2nd year)

Softball Office Phone: (765) 494-3217

Press Box Phone: (765) 496-1706

Position Starters Returning: 8

Table with 4 columns: Name, Position, Class, Stats. Includes Andie Varsho, Molly Garst, Lindsey Rains, Erika Petruzzi, Tori Chiodo, Danielle Fletcher, Lauren Grant, Ashley Courtney.

Starting Pitchers Returning: 3

Table with 4 columns: Name, Position, Class, Stats. Includes Katie Hackney, Lauren Grant, Erika Petruzzi.

Starters Lost: 3

Table with 4 columns: Name, Position, Class, Stats. Includes Shelby Krammer, Suzie Rzegocki, Kim McMillan.

Letterwinners Returning/Lost: 13/4

Newcomers: 7

- Gabi Brown, Fr., OF (Land O'Lakes, Fla.)
Ashley Burkhardt, Fr., INF (Fort Wayne, Ind.)
Ali Conger, Fr., P (McCordsville, Ind.)
Alyssa Koorsen, Fr., INF (Fort Wayne, Ind.)
Lexy Moore, Fr., P (St. Peters, Mo.)
Alex Whittemore, Fr., P (Palos Verdes Estates, Calif.)
Alicia Wilson, Fr., INF (Fishers, Ind.)

2011 Overall Record: 30-18-2

2011 Conference Record: 8-9-1 (5th)

Program Established: 1994

All-Time Program Record: 566-454-6

2..... Roster
3..... Schedule and Quick Facts
4..... Head Coach Kim Maher
5..... Assistant Coach Monica Tantlinger
5..... Assistant Coach Diane Stephenson
6..... Tori Chiodo
7..... Ashley Courtney
8..... Danielle Fletcher
9..... Molly Garst
10..... Lauren Grant
11..... Katie Hackney
12..... Maia Monchek
13..... Kristin Morgan
14..... MaryBeth Pavlick
15..... Erika Petruzzi
16..... Lindsey Rains
17..... Andie Varsho
18..... Gabi Brown
..... Ashley Burkhardt
19..... Ali Conger
..... Alyssa Koorsen
20..... Lexy Moore
..... Alicia Whittemore
21..... Alicia Wilson
22..... Season Review
23..... 2010 Results
24..... 2010 Statistics
..... Big Ten Statistics
25..... Program Summary
26..... All-Time Roster
27-28 All-Time Uniform Numbers
29..... Big Ten/National Honors
30..... Team Honors
31-40 All-Time Batters Register
41-43 All-Time Pitchers Register
44..... Team Game Batting Records
45..... Team Game Pitching Records
46..... Individual Game Batting Records
47..... Individual Game Pitching Records
48-50 No-Hitters
51..... Team Records
52-53 Season Records
54-55 Career Records
56..... Year-by-Year Batting/Defensive Statistics
57..... Year-by-Year Team Pitching Statistics
58..... Yearly Batting Leaders
59..... Yearly Pitching Leaders
60..... Series Records
61-68 Opponent by Opponent Series Records
69-75 Year-by-Year Results
76..... Varsity Softball Complex
78..... Radio/Television Roster



Squad Breakdown

By Eligibility

Seniors (2): Molly Garst, Katie Hackney.

Juniors (3): Ashley Courtney,

Maia Monchek, Erika Petruzzi.

Sophomores (7): Tori Chiodo,

Danielle Fletcher, Lauren Grant,

Kristin Morgan, MaryBeth Pavlick,

Lindsey Rains, Andie Varsho.

Freshmen (7): Gabi Brown,

Ashley Burkhardt, Ali Conger,

Alyssa Koorsen, Lexy Moore,

Alex Whittemore, Alicia Wilson.

By Position

Pitchers (5): Ali Conger, Katie Hackney,

Lexy Moore, Erika Petruzzi,

Alex Whittemore.

Catchers (3): Danielle Fletcher,

Kristin Morgan, MaryBeth Pavlick.

Infielders (7): Ashley Burkhardt,

Tori Chiodo, Ashley Courtney, Molly Garst,

Lauren Grant, Alyssa Koorsen,

Alicia Wilson.

Outfielders (5): Gabi Brown,

Maia Monchek, Erika Petruzzi,

Lindsey Rains, Andie Varsho.

By Batting Hand

Left (11): Gabi Brown, Ashley Burkhardt,

Tori Chiodo, Molly Garst, Lauren Grant,

Alyssa Koorsen, Maia Monchek,

Lexy Moore, Erika Petruzzi, Lindsey Rains,

Andie Varsho.

Right (8): Ali Conger, Ashley Courtney,

Danielle Fletcher, Katie Hackney,

Kristin Morgan, MaryBeth Pavlick,

Alex Whittemore, Alicia Wilson.

By Throwing Hand

Left (4): Lauren Grant, Kristin Morgan,

Erika Petruzzi, Lindsey Rains.

Right (15): Gabi Brown, Ashley Burkhardt,

Tori Chiodo, Ali Conger, Ashley Courtney,

Danielle Fletcher, Molly Garst,

Katie Hackney, Alyssa Koorsen,

Maia Monchek, Lexy Moore,

MaryBeth Pavlick, Andie Varsho,

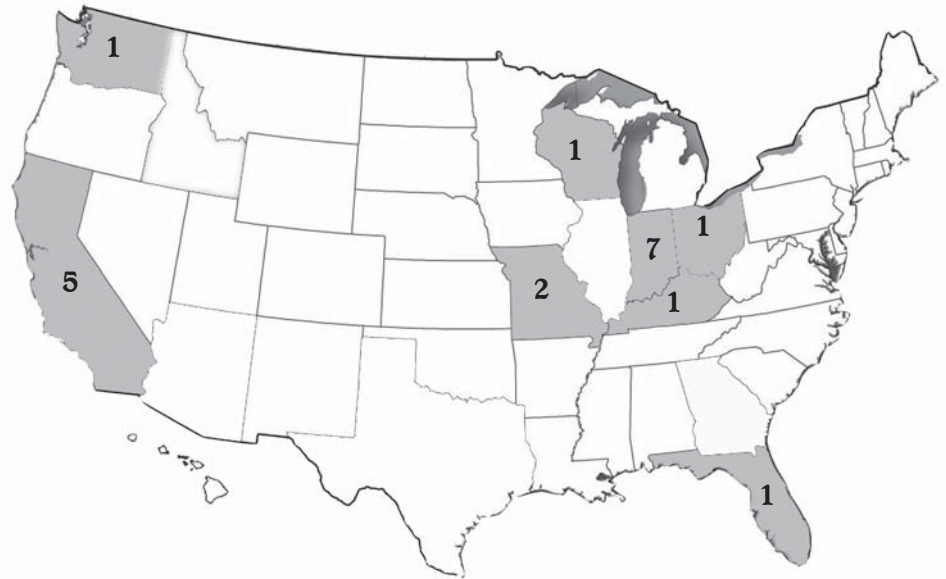
Alex Whittemore, Alicia Wilson.

No.	Name	Class	Pos.	B/T	Hometown (High School)
1	Brown, Gabi	Fr.	OF	L/R	Land O'Lakes, Fla. (Wesley Chapel)
2	Moore, Lexy	Fr.	P	L/R	St. Peters, Mo. (Fort Zumwalt South)
3	Wilson, Alicia	Fr.	INF	R/R	Fishers, Ind. (Hamilton Southeastern)
4	Garst, Molly	Sr.	INF	L/R	Webb City, Mo. (Webb City)
5	Grant, Lauren	So.	INF	L/L	Louisville, Ky. (DuPont Manual)
6	Petruzzi, Erika	Jr.	P/OF	L/L	Carmel, Ind. (Carmel)
8	Conger, Ali	Fr.	P	R/R	McCordsville, Ind. (Hamilton Southeastern)
9	Koorsen, Alyssa	Fr.	INF	L/R	Fort Wayne, Ind. (Lakewood Park Christian)
10	Rains, Lindsey	So.	OF	L/L	Fullerton, Calif. (Fullerton Union)
12	Morgan, Kristin	So.	C	R/L	Vancouver, Wash. (Skyview)
13	Burkhardt, Ashley	Fr.	INF	L/R	Fort Wayne, Ind. (Bishop Dwenger)
14	Monchek, Maia	Jr.	OF	L/R	San Mateo, Calif. (Notre Dame)
15	Varsho, Andie	So.	OF	L/R	Chili, Wis. (Marshfield)
20	Courtney, Ashley	Jr.	INF	R/R	Lafayette, Ind. (Harrison)
21	Whittemore, Alex	Fr.	P	R/R	Palos Verdes Estates, Calif. (Palos Verdes)
22	Chiodo, Tori	So.	INF	L/R	Sylmar, Calif. (Kennedy)
23	Hackney, Katie	Sr.	P	R/R	Huntington, Ind. (Huntington North)
24	Pavlick, MaryBeth	So.	C	R/R	Aurora, Ohio (Aurora)
25	Fletcher, Danielle	So.	C	R/R	Moor Park, Calif. (Grace Brethren)

Head Coach: Kim Maher (Fresno State 1995), 7th year

Assistant Coaches: Monica Tantlinger (Cal State Fullerton 2006), 3rd year

Diane Stephenson (Indiana 1982), 2nd year



BOILERMAKERS BY HOME STATE

Indiana (7): Ashley Burkhardt, Ali Conger, Ashley Courtney, Katie Hackney, Alyssa Koorsen, Erika Petruzzi, Alicia Wilson.

California (5): Tori Chiodo, Danielle Fletcher, Maia Monchek, Lindsey Rains, Alex Whittemore.

Missouri (2): Molly Garst, Lexy Moore.

Florida (1): Gabi Brown.

Kentucky (1): Lauren Grant.

Ohio (1): MaryBeth Pavlick.

Washington (1): Kristin Morgan.

Wisconsin (1): Andie Varsho.

PRONUNCIATION GUIDE

Tori Chiodo -- KEY-oh-doh

Ali Conger -- CON-ger

Alyssa Koorsen --

UH-liss-uh CORE-sen

Coach Kim Maher -- MARR

Maia Monchek -- MY-uh MON-check

Erika Petruzzi -- Peh-TRUE-zee

Alex Whittemore -- WHIT-uh-more

Alicia Wilson -- Uh-LEE-cee-uh



2012 SCHEDULE & QUICK FACTS

Day	Date	Opponent	Location	Time
Sat.-Sun.	2/18-19	<i>New Mexico Lobo Classic</i>	<i>Albuquerque, N.M.</i>	
	2/18	Bryant		Noon
		Northern Colorado		2 p.m.
	2/19	Central Arkansas		1 p.m.
		at New Mexico		3 p.m.
Sat.-Sun.	2/24-26	<i>Chattanooga Classic</i>	<i>Chattanooga, Tenn.</i>	
	2/24	vs. Belmont		1:15 p.m.
		vs. UT-Martin		3:30 p.m.
	2/25	vs. Niagara		11 a.m.
		at Chattanooga		3:30 p.m.
	2/26	vs. Troy		11 a.m.
Fri-Sun.	3/2-4	<i>Citrus Classic</i>	<i>Orlando, Fla.</i>	
	3/2	vs. North Carolina State		10 a.m.
		vs. Temple		12:15 p.m.
	3/3	vs. Oregon		10 a.m.
		vs. South Alabama		12:15 p.m.
	3/4	vs. Longwood		11:15 a.m.
Fri.-Sat.	3/10-11	<i>Bayer Cropscience Classic</i>	<i>Fresno, Calif.</i>	
	3/10	vs. Oregon		2:15 p.m.
		vs. Fresno State		6:15 p.m.
	3/11	vs. San Diego State		11:45 a.m.
		vs. Cal		3:45 p.m.
Mon.	3/13	vs. Butler	Fresno, Calif.	6:30 p.m.
		at Fresno State	Fresno, Calif.	11 p.m.
Wed.	3/14	vs. Notre Dame	Fullerton, Calif.	7 p.m.
Thurs.	3/15	vs. BYU	Fullerton, Calif.	2 p.m.
Fri.-Sun.	3/16-18	<i>SD Classic II</i>	<i>San Diego, Calif.</i>	
	3/16	vs. UNLV		5 p.m.
		vs. San Diego State		10 p.m.
	3/17	vs. Long Beach State		2:30 p.m.
		vs. Cal State-Bakersfield		5 p.m.
	3/18	vs. Quinnipiac		Noon
Sat.	3/24	Michigan State (DH)	West Lafayette	1 p.m.
Sun.	3/25	Michigan State	West Lafayette	1 p.m.
Thurs.	3/29	Valparaiso	Valparaiso, Ind.	5 p.m.
Sat.	3/31	Penn State (DH)	West Lafayette	1 p.m.
Sun.	4/1	Penn State	West Lafayette	1 p.m.
Tues.	4/3	IUPUI	West Lafayette	4 p.m.
Thurs.	4/5	Notre Dame	West Lafayette	4 p.m.
Sat.	4/7	at Indiana (DH)	Bloomington, Ind.	1 p.m.
Sun.	4/8	at Indiana	Bloomington, Ind.	1 p.m.
Thurs.	4/12	at Ball State	Muncie, Ind.	4 p.m.
Sat.	4/14	Ohio State (DH)	West Lafayette	1 p.m.
Sun.	4/15	Ohio State	West Lafayette	1 p.m.
Sat.	4/21	at Illinois (DH)	Champaign, Ill.	2 p.m.
Sun.	4/22	at Illinois	Champaign, Ill.	2 p.m.
Wed.	4/25	Loyola	West Lafayette	4 p.m.
Sat.	4/28	Wisconsin (DH)	West Lafayette	1 p.m.
Sun.	4/29	Wisconsin	West Lafayette	1 p.m.
Sat.	5/5	at Minnesota (DH)	Minneapolis, Minn.	1 p.m.
Sun.	5/6	at Minnesota	Minneapolis, Minn.	1 p.m.
Fri.	5/11	at Michigan	Ann Arbor, Mich.	7 p.m.
Sat.	5/12	at Michigan (DH)	Ann Arbor, Mich.	1 p.m.
Thurs.-Sun.	5/17-20	NCAA Regionals	TBA	TBA
Thurs.-Sun.	5/24-27	NCAA Super Regionals	TBA	TBA
Thurs.-Wed.	5/31-6/6	College World Series	Oklahoma City, Okla.	TBA

All Times Eastern

Bold - home games

All home games played at Varsity Softball Complex



Kim Maher is in her seventh season at the helm of the Purdue program, including back-to-back NCAA Tournament appearances. Maher became the second head coach in Boilermaker softball history on July 14, 2005.

In six seasons under Maher, the Boilermakers have posted a 186-150-3 record and have registered at least one win against each of their 10 conference foes. The team extended its streak of non-losing seasons to 13 in 2011, posting a 30-18-2 mark. Purdue has defeated eight ranked opponents, including three Top 10 teams, while garnering the first national ranking in program history during the

2009 season. Her charges have been honored with eight All-Mideast Region, 15 All-Big Ten, four Academic All-District and 38 Academic All-Big Ten accolades.

Maher, who spent six seasons as an assistant coach at California, has represented the United States in numerous international competitions, including the 1996 Olympic Games in Atlanta where she won a gold medal, while also garnering valuable coaching experience as a clinician and at California under head coach Diane Ninemire.

In her first season with the Boilermakers, the team posted a 30-30 record, including a 7-12 conference mark, just one game away from a Big Ten Tournament berth. The 30-win season was the seventh straight in program history. Maher's charges also carried on a tradition of academic success as six players garnered Academic All-Big Ten honors and one earned Academic All-America accolades.

In 2007, the Boilermakers went 33-32-1, including a 10-9 Big Ten mark good for fifth place. The team advanced to the Big Ten Tournament and recorded the first postseason win in program history, topping Iowa in the second round, before falling in the semifinals. Two players earned All-Big Ten team and All-Mideast Region honors, while four were honored with Academic All-Big Ten accolades.

In 2008, Maher led the Boilermaker program to its first-ever NCAA Tournament berth and victory, while she and her staff garnered NFCA Mideast Regional Coaching Staff of the Year accolades. Purdue posted a 35-23 mark, including a 9-9 showing in the Big Ten, good for fifth place. The Boilermakers topped Cal State Fullerton for the team's first NCAA Regional victory, while also defeating No. 7 Baylor during the regular season. Three players were named to the All-Big Ten teams, while four garnered TPS/Louisville Slugger All-Mideast Region honors. Seven student-athletes earned Academic All-Big Ten honors.

The Boilermakers made their second-straight NCAA appearance in 2009 as part of a 31-20 season, which also featured a sixth-place league finish. The team kicked off the year with a win over No. 4 UCLA and also downed No. 18 Texas A&M, No. 10 Northwestern and No. 14 Ohio State during the regular season. In the NAAs, after losing their first contest to No. 19 Louisville, the Boilermakers rebounded with a pair of wins, including a rematch with the Cardinals to advance to the regional final against No. 6 Arizona. Four players garnered All-Big Ten honors, while nine received Academic All-Big Ten accolades.

In 2010, Purdue faced off with Top 25 ranked foes in 12 contests and took on 11 opponents that advanced to the NCAA Regionals. The Boilermakers posted a 27-27 record, including a win over No. 23 Louisiana-Lafayette. The team also managed an 8-10 mark in conference play, good for sixth place. The Boilermakers led the nation in stolen bases per game (2.67), and swiped a school season record tally of 144, including a game record 12 steals against Michigan State on April 28. Two players garnered All-Big Ten accolades and one was named to the All-Mideast Region team. One student-athlete was honored with Academic All-District V accolades, while six received Academic All-Big Ten honors.

The 2011 season saw the Boilermakers post a 30-18-2 record, marking the 14th 30-win season in program history, and finish fifth in the Big Ten, tying its second best placing. The team registered a school record .313 average, ranking 23rd nationally, and posted a record .462 slugging percentage. The Boilermakers ranked in the nation's top 50 in five other categories, including stolen bases per game (11th), triples per game (15th) and double plays per game (24th). Purdue tied school records for hits, doubles and RBI in a game and set several individual marks. Boilermaker players garnered one All-Midwest Region, three All-Big Ten, two Academic All-District and six Academic All-Big Ten honors. Purdue players also earned eight Big Ten Player, Pitcher or Freshman of the Week selections.

In her time at California, Maher helped guide the Bears to the Women's College World Series each of her six years, including a National Championship in 2002 and runner-up finishes in 2003 and 2004. The team finished near the top of the Pac-10 Conference standings from 2002-2005, including a league title in 2005.

The Cal coaches were named NFCA/Speedline Coaching Staff of the Year in 2002, and earned NFCA Regional honors in 2003.

Maher said that her coaching experience at California, and Purdue's similarities to that environment were attractive.

"I am grateful for the opportunity that I had to be at Cal for six years," Maher said. "I learned a lot from the players and the coaches and about what it takes to be

successful. Purdue is a university similar to Cal in that academics are a huge priority, the community support is there and the history and prestige of the university are well known. What student-athlete wouldn't want to come here, get an education and have the opportunity to play softball in the Big Ten and eventually compete for a national championship."

After graduating from Fresno State University in 1995, Maher founded Extreme Hitting, a company that conducted softball clinics for youth of all ages, including individualized lessons and workout programs intended to enhance performance. After a five-year run, the Buena High School alumna joined the staff at California.

Prior to entering the coaching world, Maher made her name as a player on both the international and professional stages. She helped launch the Women's Professional Softball League, which began in 1997. Maher played for the Florida Wahoos, helping the team to the league title in 2000, while also being named to the All-Star team. As part of the WPSL, she toured the country conducting player and coaches clinics, and promoting the league on its media tour.

Maher believes that the Boilermakers have the tools to make strides toward achieving her ultimate goals for the program.

"My goal is for our program to be a national contender and to win a national championship and, along with that, to graduate everyone," Maher said. "You can do both at a school like Purdue, which is in a great community and has good support from the athletics department. The resources are there, it is just a matter of rebuilding the program and starting a new culture where players expect to win."

As a member of the United States Olympic and National teams, Maher participated in several international competitions and national tours. She has represented the United States in international competitions ranging from the 1995 Pan American Games to the 1997 World Championships, in addition to winning the gold in Atlanta. Most recently, she was named to the All-Star team at the Canada Cup International Women's Fastpitch Tournament in 2002.

The Ventura, Calif., native, also played for the Redding Rebels, which won the Amateur Softball Association's Major National Championship in 1993, 1994 and 1995. She set the ASA national home run record with five at the 1994 National Championships. Maher garnered ASA Women's Major First Team All-America honors four times (1993, 1994, 1997 and 1998), and was named the league's Most Valuable Player in 1994.

Maher began her playing career as a shortstop at Fresno State (1991-94), where she earned second team All-America status her senior season. She finished her career as the Bulldogs' all-time leader in home runs (31), RBI (181), runs (162) and doubles (49). The four-time all-conference and two-time all-region honoree helped Fresno State to three College World Series appearances (1991, 1992, 1994), including third-place finishes her first two seasons. In 1993, Maher led the Western Athletic Conference in slugging percentage, runs, hits and home runs, helping her earn Fresno State's Female Athlete of the Year award.

Maher earned her bachelor's degree in physical education from Fresno State in 1995. She received her master's degree in sports psychology from John F. Kennedy University in 2005.

MAHER AT A GLANCE

Education:

Bachelor's in Physical Education

Fresno State University 1995

Master's in Sports Psychology

John F. Kennedy University 2005

Playing Career:

1991-1994 Fresno State University

1995 Pan American Games team (USA)

1996 United States Olympic Team

1997 Softball World Championships

1997-2000 Florida Wahoos (WPSL)

Coaching History:

1999-2005 Assistant Coach

University of California

2005-present Head Coach

Purdue University



Monica Tantlinger, a two-year starter at Cal State Fullerton, is in her third year as an assistant coach at Purdue after joining the softball staff on Sept. 1, 2009.

Tantlinger came to the Boilermakers after spending three years as an assistant coach at UC Riverside.

“Monica brings a energy and excitement to the Purdue softball program,” head coach Kim Maher said. “As a head coach, it is great to have assistant coaches who are passionate about the sport and put the goals of the program first. Monica is eager to continue her coaching career in the Big Ten Conference and help with the success of Purdue softball.”

Tantlinger worked with the outfielders and provided hitting instruction at UCR, while serving as an assistant coach beginning in September 2006. She handled yearly scheduling, equipment and budget needs for the Highlanders.

In addition to her coaching responsibilities, the Lancaster, Calif., native, acted as a personal trainer for the UCR Wellness Training Program, helping numerous employees to maintain fitness goals, while logging exercise routines and organizing diet regimens.

“I am excited to work under and learn from Coach Maher and to be a part of a conference as successful as the Big Ten,” Tantlinger said. “I am also excited about the traditions not only of Purdue but of the Big Ten. This is a huge opportunity for me and I am excited to contribute and help the Purdue program continue its success.”

Tantlinger began her coaching career when she joined the staff of Cal State Fullerton coach Michelle Gromacki as an undergraduate assistant in 2006, while she completed her degree in communications with an emphasis in entertainment studies.

Tantlinger was a two-year letterwinner for the Titans after transferring from Antelope Valley College. The outfielder was one of five Titans to start all 52 games her junior season. She also led the team and finished fifth in the Big West Conference with 12 sacrifice hits that season. As a senior in 2005, Tantlinger appeared in 33 games, making 25 starts in right field and posting six runs and two stolen bases.

Prior to her time at Fullerton, Tantlinger spent two seasons at Antelope Valley College in Lancaster, Calif, where she was a two-time All-Foothill Conference honoree. As a prepster, she played three seasons of varsity softball at Quartz Hills High School, earning second team All-Golden League honors as senior.

The daughter of Kevin and Susan Tantlinger and Jim Platts, Monica has two sisters, Lauren and Shelby. Her father, Kevin, who passed away during the summer of 2004, played for the U.S. Men’s National Fastpitch Team.

All-Time Coaches	
— Head Coach —	
Bruggeman, Carol	1994-2005
Maher, Kim	2006-present
— Assistant Coaches —	
Connoyer, Christy	1997-2004
Conroy, Dottie	1994-96
Garza, Linda	2006-2009
Gillette, Boo	2008-2010
Gleason, Kathryn	2001-04
Kyler, Amy	2006-07
Macias, Brandi	1998
Mercier, Sam	2000-01
Monroe, Brooke	2003-05
Pineda-Boutté, Leticia	2005
Stephenson, Diane	2011-
Tantlinger, Monica	2010-
Wandler, Lori	1999
**2008 NFCA Mideast Region Coaching Staff of the Year	



A Big Ten veteran with nearly 20 years of experience, Diane Stephenson joined the Purdue ranks as an assistant coach on Sept. 29, 2010.

Stephenson, most recently an assistant coach at Iowa for two seasons, was an All-American at Indiana University before coaching the Hoosiers from 1983 to 2002. She was an assistant with the team from 1983 to 1987 before taking over the IU program in 1987.

“Diane brings a tremendous amount of experience and knowledge to the program,” Maher said. “She has an energy and passion for the game that is hard to come by. Diane will be working with our bullpen, where I know her experience and leadership will help our pitchers become better in the circle.”

In her previous position at Iowa, Stephenson served as the team’s hitting coach and instructed the Hawkeye catchers. In her first season with the team, the Hawkeyes posted a 42-16 overall mark and qualified for the NCAA Tournament. Last season, Iowa managed a 25-23 mark.

From 2003 to 2007, Stephenson served as an assistant principal, athletic director and teacher at St. Charles School in Bloomington, Ind. She also has been a private consultant and guest lecturer since 2002, providing private pitching and hitting instruction to student-athletes, including camps and clinics at Iowa, Michigan and Mississippi State.

Stephenson got her start in coaching as an assistant at her alma mater, Indiana, under legendary coach Gayle Blevins, who went on to post 1,245 career victories, the second most in NCAA Division I softball history. Blevins, who retired in June after a 23-year career with the Iowa Hawkeyes, was the head coach at Indiana from 1980 to 1987. As a member of Blevin’s Hoosier staff, Stephenson helped Indiana to two Big Ten Championships (1983 and 1986), two NCAA Midwest Regional championships (1983 and 1986) and three NCAA Women’s College World Series berths (1980, 1983 and 1986).

Stephenson was picked to replace Blevins as the Hoosiers’ head coach in 1987 and held the position until 2002. She was named both the Big Ten and Midwest Region Coach of the Year in 1996 after leading Indiana to the Big Ten title. She led Indiana to two of its five NCAA Tournament appearances (1994 and 1996), while coaching five All-Americans and 18 first team All-Big Ten selections.

A five-sport athlete at Concord High School in Elkhart, Ind., Stephenson was the school’s athlete of the year in 1977. She was inducted into the Concord High School Athletic Hall of Fame in 1994 and into the Elkhart Sports Hall of Fame in 1996. She went on to become the first female student-athlete to receive a full athletic scholarship at Indiana in 1977 and the school’s first softball All-American in 1981. Stephenson helped the Hoosiers to a Big Ten title in 1978 and led the team to back-to-back appearances in the AIAW College World Series in 1979 and 1980, as the team finished fifth and as the national runner-up.

The Elkhart, Ind., native earned her bachelor’s degree in physical education from Indiana in 1982 and her master’s degree in athletic administration in 1989.



#22 TORI CHIODO

Sophomore • Infielder • L/R • Sylmar, Calif. • Kennedy

PERSONAL INFORMATION

Full name

Victoria Chiodo

Born

Jan. 29, 1992

Parents

Charles and Jeanette Chiodo

Siblings

Brothers - Charlie and Michael
Sister - Camille

Major

Communications

2011

- Started 48 games at third base.
- Posted a .288 average with six doubles, a triple, a home run and six stolen bases.
- Scored 25 runs, including six game winners and one game-tying effort.
- Drove in 15 RBI, including one game winner, one game-tying hit and a three RBI effort against IUPUI.
- Posted multiple hits in 12 games, including a 2-for-2 effort against Buffalo.
- First collegiate hit was a single in the season opener against Louisiana Tech.
- Hit first career home run against Michigan State.
- Drew 17 walks, second most on the team, and laid down four sacrifices.
- Reached base in 29 of 46 games in which she batted.
- Boasted a .286 average during conference play, fourth best on the team, while ranking sixth in the league with one triple.

High School

- A four-time all-league selection, earning first team honors all four years under coach Stacy Fields.

- Garnered first team all-city accolades her freshman, sophomore and senior years, while also earning team MVP honors her first two seasons.
- Batted .528 with 39 RBI, seven home runs and a .585 on-base percentage as a rookie, while garnering Daily News Newcomer of the Year honors and leading Kennedy to a runner-up finish at the all-city championship.
- Posted a .563 average and seven home runs her sophomore year.
- Turned in a .479 average with 38 runs and six homers as a junior, while also earning the Academic Achievement Award.
- Received City Player of the Year honors and first team all-league and all-city accolades after posting a .494 average with five home runs and leading Kennedy to the city title as a senior.
- Played in the all-city all-star game and the east/west all-star game her final campaign.
- A three-time Scholar Award winner.
- Played varsity soccer as a freshman.
- Played summer ball for the Cal Sliderz.

Chiodo's Career Statistics

Year	AVG	GP-GS	AB	R	H	2B	3B	HR	RBI	BB	SO	TB	SH	SF	HBP	SB-ATT	OBP	SLG	PO	A	E	FLD
2011	.288	49-48	118	25	34	6	1	1	15	17	26	45	4	0	0	6-8	.378	.381	40	101	19	.881



#20 ASHLEY COURTNEY

Junior • Infielder • R/R • Lafayette, Ind. • Harrison



PERSONAL INFORMATION

Full name

Ashley Suzanne Courtney

Born

April 28, 1991

Parents

Mike and Amy Courtney

Siblings

Brother -Brett

Major

Communications

2011

- Academic All-Big Ten.
- Started all 50 games at second base.
- Posted a .210 average with four doubles and a triple.
- Scored 13 runs, including the game winner against Ball State.
- Drove in six RBI, including the game winner against Rutgers.
- Put together a seven-game hit streak from April 13 to April 30.
- Recorded three multi-hit games, including a 2-for-2 effort against Buffalo.
- Drew three walks and was hit by a pitch twice.
- Laid down three sacrifices and recorded one steal.
- Defensively, made good on 95 percent of her fielding opportunities.
- Received Heart of a Champion award at postseason banquet.

2010

- Saw action in 36 games, starting 32: 27 at second base and five at first base.
- Posted a .253 average with 13 runs, 15 RBI and nine doubles, which ranked second on the team.
- First collegiate hit was a bases-clearing double to center field against Saint Louis after entering the game at first base earlier in the sixth inning.
- Earned first career start vs. Long Beach State, playing second base.
- Tallied multiple hit efforts in five games and multiple RBI outings four times.
- Kicked off a four-game hit streak with a three-hit effort against New Mexico.

- Scored the game-winning run against Cal State Fullerton and drove in the game-winning RBI against Michigan State.
- Launched two home runs, one vs. Northwestern and another vs. Penn State.
- Drew eight walks and laid down seven sacrifices.
- Garnered Heart of a Champion Award at team's postseason banquet.

High School

- All-State selection as a senior after leading her team to a state runner-up finish.
- Earned all-conference, all-area and team MVP honors her junior and senior years.
- Named Big School Player of the Year in the Journal & Courier area her final season.
- Earned honorable mention all-conference accolades and Harrison's mental attitude honoree award as a junior.
- Garnered Softball All-Hoosier Conference honors as a sophomore.
- Received nine varsity letters, four in softball, three in soccer and two in basketball.
- Named soccer team MVP and an ISCA Top Team Player her final season.
- On the hardwood, received honorable mention all-conference and all-conference sportsmanship awards as a senior.
- Named team's mental attitude winner as a senior.
- Garnered academic excellence and honor roll accolades all four years.
- Played summer ball for the Indiana Magic, which won the 18U ASA State Championship in 2008 and 2009.

Courtney's Career Statistics

Year	AVG	GP-GS	AB	R	H	2B	3B	HR	RBI	BB	SO	TB	SH	SF	HBP	SB-ATT	OBP	SLG	PO	A	E	FLD
2010	.253	36-32	95	13	24	9	0	2	15	8	16	39	7	1	0	3-3	.308	.411	127	49	12	.936
2011	.210	50-50	100	13	21	4	1	0	6	3	11	27	3	0	2	1-1	.248	.270	110	93	11	.949
TOTAL	.231	86-82	195	26	45	13	1	2	21	11	27	66	10	1	2	4-4	.278	.338	237	142	23	.943



#25 DANIELLE FLETCHER

Sophomore • Catcher • R/R • Moor Park, Calif. • Grace Brethen

PERSONAL INFORMATION

Full name

Danielle Nicole Fletcher

Born

March 20, 1992

Parents

Robert and Lisa Fletcher

Siblings

Brother - Robert
Sisters - Daryl-Ann and Katie

Major

Psychology

2011

- Started 37 games: 18 as the designated player, 17 at catcher and two at third base.
- Posted a .257 average with seven doubles, a triple and five home runs.
- Boasted a .469 slugging percentage.
- Drove in 22 RBI, including three game winners.
- Scored 15 runs, including the game winner in Game 2 vs. IUPUI.
- Put together a four-game hit streak from Feb. 19 to Feb. 26, as well as two three-game streaks.
- Registered multiple hits in eight games, including three hit efforts on three occasions.
- Went 3-for-3 at the plate vs. Buffalo.
- Drew two walks and was hit by a pitch once.
- Laid down three sacrifices.
- Made good on 95 percent of defensive chances.

High School

- A two-time all-league performer.
- Garnered second team all-Marmonte league honors as a sophomore at Moorpark High School, then added first team all-Frontier league accolades her junior season at Grace Brethren.
- Received most valuable player honors as a rookie and best offensive player accolades her sophomore year at Moorpark under coach Meghan Stotts.

- Earned scholastic student-athlete honors each of her first two seasons.
- Led Grace Brethren to a league title under coach Norma Skinner, while garnering all-league accolades and the team's Best Defensive Player honors after transferring as a junior.
- Posted a .750 batting average, including a California state record-tying 17 consecutive hits to start the year, as a senior.
- Named Ventura Country Student Athlete of the Year as a senior, while also picking up ESPN Star of the Week and Ventura Country Athlete of the Week honors.
- Attended the East/West game featuring the best of two counties and was named a small school All-State selection by Cal-Hi Sports, as well as team MVP as as senior.
- Received the Laureate Award with a 4.0 GPA and highest honors for holding above a 3.5 throughout high school.
- Played summer ball for the Pumas 18-Gold team, which finished third at the ASA National Championship.

Fletcher's Career Statistics

Year	AVG	GP-GS	AB	R	H	2B	3B	HR	RBI	BB	SO	TB	SH	SF	HBP	SB-ATT	OBP	SLG	PO	A	E	FLD
2011	.257	42-37	113	15	29	7	1	5	22	2	24	53	3	0	1	0-1	.276	.469	81	20	5	.953



#4 MOLLY GARST

Senior • Infielder • L/R • Webb City, Mo. • Webb City



PERSONAL INFORMATION

Full name

Molly Marie Garst

Born

March 1, 1990

Parents

Kent and Kelly Garst

Siblings

Sister - MacKenzie

Major

Organizational Leadership and Supervision

For The Record

- School record holder for stolen bases in a season (43 in 2010), third most in Big Ten history.
- Owns career stolen bases record (102).
- Swiped a game-record tying three bases on six occasions, last vs. IUPUI on April 6, 2011.
- Scored game-record tying four runs three times: last vs. IUPUI, April 6, 2011
- Tied game record for home runs (2) vs. IUPUI.

2011

- Academic All-District V selection.
- Academic All-Big Ten.
- Named Big Ten Player of the Week, Feb. 21.
- Started all 50 games at shortstop, reaching base in 46 of them.
- Ranked seventh nationally in stolen bases (0.68) and 44th in triples (4).
- Posted a .383 average, with nine doubles, four triples and seven home runs and team-leading .611 slugging percentage.
- Recorded a team-high 34 stolen bases, fifth most on the Purdue season list, while setting the career steals record (102).
- Tied game record for home runs (2), stolen bases (3) and runs (4) against IUPUI
- Scored team-best 39 runs, including four game winners and one game-tying effort.
- Tallied 26 RBI, including two game winners.
- Ranked among Big Ten's top 10 in stolen bases (3rd), triples (5th), hits (8th, 64), runs (8th), and slugging percentage (10th).
- Tallied multiple hits in 20 games, including a 4-for-4 effort against Iowa State
- Drove in multiple RBI six times, including six vs. IUPUI.
- Hit .305 in conference play with seven stolen bases, a tally which ranked seventh in the league.

2010

- First team All-Mideast Region.
- Second team All-Big Ten at third base.
- Academic All-Big Ten.
- Big Ten Player of the Week, May 3.
- Ranked fourth nationally in stolen bases per game (0.80) and 35th in doubles per game (0.31).

- Stole game-record three bases four times.
- Led team and ranked fifth in the Big Ten with a .391 average, including 17 doubles, three triples, two home runs and 43 stolen bases.
- Reached base via hit, walk or hit by pitch in 43 of 54 games.
- Posted two 11-game hit streaks: Feb. 13 to 27 and April 18 to May 9.
- Scored 40 runs, including six game-winners.
- Drove in 25 RBI, two game-tying efforts and four game-winners.
- Launched first career home run, a solo shot vs. No. 23 Louisiana-Lafayette.
- Drew 13 walks and was hit a pitch five times.
- Racked up 25 runs and 16 RBI.

2009

- Second team All-Big Ten as a utility player.
- Saw action in all 51 of the team's games, starting 45, 38 in the outfield (24 in left field, one in center field, 13 in right field), four at third base and three at designated player.
- Posted .301 average, including team-best .315 mark in Big Ten play, with 25 runs and 16 RBI.
- Swiped 25 bases, ranking 35th nationally (0.49 per game) and second in the Big Ten.
- Put together hit streaks of 11-games (April 22 to May 16, and eight-games (March 6 to 16).
- Tallied multiple hits in eight games and multiple RBI in six games.
- Drove in the game-winning RBI against Ball State and scored three game-winning runs.
- Ranked second in the Big Ten in stolen bases.
- In conference play, led the league in stolen bases (11) and ranked ninth in sacrifice bunts (4).

High School

- Four-time first team all-state selection.
- Garnered first team all-conference, all-district, all-region, and all-area honors all four years.
- Three-time Joplin Globe All-Area selection.
- Led team to state titles in 2004 and 2007 and a third-place finish at the state tournament in 2005.
- Set school record for career runs scored.
- Played summer ball for Southwest Missouri Firestix and KC Peppers Gold.

Garst's Career Statistics

Year	AVG	GP-GS	AB	R	H	2B	3B	HR	RBI	BB	SO	TB	SH	SF	HBP	SB-ATT	OBP	SLG	PO	A	E	FLD
2009	.301	51-45	133	25	40	4	1	0	16	13	30	46	5	0	0	25-29	.363	.346	30	11	3	.932
2010	.391	54-54	174	40	68	17	3	2	25	13	17	97	3	2	5	43-49	.443	.557	56	125	19	.905
2011	.383	50-50	167	39	64	9	4	7	26	18	18	102	1	0	4	34-42	.455	.611	64	96	21	.884
TOTAL	.363	155-149	474	104	172	30	8	9	67	44	65	245	9	2	9	102-120	.425	.517	150	232	43	.899



#5 LAUREN GRANT

Sophomore • Infielder • L/L • Louisville, Ky. • DuPont Manual

PERSONAL INFORMATION

Full name
Lauren Brittany Grant

Born
Feb. 20, 1992

Parents
Carl and Tonya Grant

Siblings
One brother - Derrick

Major
Organizational Leadership
and Supervision

2011

- Third team All-Big Ten selection as a utility player.
- Saw action in 36 games, starting 30: 15 at first base, 12 as the designated player and three at pitcher.
- Posted a .250 average with five doubles and two home runs, and a .267 average in Big Ten play.
- Reached base in 21 of 31 games in which she batted.
- First hit was a double in the season opener vs. Louisiana Tech.
- Drove in 10 RBI, including two multi-RBI efforts.
- Scored nine runs, including a season-best three against IUPUI.
- Launched two home runs, one each against No. 19 LSU and Valparaiso.
- Went 2-for-3 at the plate against IUPUI.
- Drew six walks and was hit by a pitch once.
- Made good on 98 percent of her defensive opportunities.
- Saw action in the circle in five games, including three starts, with a 2-0 record.
- Tossed complete game victories against Iowa State and Southern Illinois.
- Struck out four batters in 16 innings of work, three at Southern Illinois and one in 4.1 innings of relief against No. 19 LSU.

High School

- An honorable mention Class 3 All-State selection and three-time all-region selection under coach David Guild.
- Garnered All-7th Region accolades her freshman, sophomore and junior seasons, while earning team Most Outstanding Player accolades her sophomore and junior outings.
- An Academic All-State selection.
- Named team's newcomer of the year as a freshman, while also leading her cheerleading squad to an NCA National Championship.
- A three-year volleyball letterwinner, garnering all-district honors as a senior and leading her team to a district title her junior year.
- Played summer ball for the Louisville Lady Sluggers, which participated in ASA Nationals in 2009 and finished seventh at the Colorado Fireworks in 2008.
- Also played for the Louisville Stunners 14U team that won the USSSA National Championship in 2007, bringing her most valuable player honors.

Grant's Career Statistics

Year	AVG	GP-GS	AB	R	H	2B	3B	HR	RBI	BB	SO	TB	SH	SF	HBP	SB-ATT	OBP	SLG	PO	A	E	FLD
2011	.250	34-27	72	9	18	5	0	2	10	6	20	29	0	0	1	0-2	.316	.403	115	4	3	.975

Year	W-L	ERA	G	GS	CG	ShO	SV	IP	H	R	ER	HR	BB	SO	HB	WP
2011	2-0	3.94	5	3	2	0/0	0	16.0	18	10	9	2	3	4	1	1



#23 KATIE HACKNEY

Senior • Pitcher • R/R • Huntington, Ind. • Huntington North



PERSONAL INFORMATION

Full name

Katie Mae Hackney

Born

Aug. 29, 1989

Parents

Curt and Sheryl Hackney

Siblings

Brother - Cameron

Major

Organizational Leadership and Supervision

2011

- Academic All-Big Ten.
- Saw action in 13 games, starting three, two at pitcher and one as the designated player.
- Posted a 1-0 record with a 1.37 ERA, while tossing 35.2 innings in the circle, second most on the team.
- Recorded lone victory with a five-inning complete game against IUPUI.
- Struck out 29 batters and held opponents to a .214 average, allowing just seven earned runs.
- Struck out five or more batters three times, including a season-best six against Loyola.
- Tossed 7.1 innings against the Ramblers, allowing just one earned run.
- Offensively, posted one hit in six at-bats.
- Tallied an RBI bunt single and a run against No. 19 LSU.
- Drew a walk and was hit by a pitch against Southern Illinois.
- Made good on all but one of her 16 defensive chances.

2010

- Academic All-Big Ten.
- Saw action in 11 games, starting two as the designated player.
- Tallied first career hit with a single through the left side against Portland State.
- Scored a run against Northwestern and drove in an RBI with a single against IUPUI.
- Drew two walks.
- Pitched in four games, throwing 4.1 innings and striking out three batters in relief roles.
- Walked eight batters and hit one.

2009

- Faced three batters in collegiate debut against Middle Tennessee, allowing two hits and a walk.
- Saw action in three games as a pinch hitter.
- Drew a walk and scored against Bowling Green.
- Picked up an RBI on a fielder's choice against Michigan State.
- Also batted against Wisconsin.

High School

- A four-year softball letterwinner at Huntington North High School.
- Named Indiana Gatorade Player of the Year, first team all-state, North Central Conference Female Athlete of the Year, Miss Softball candidate, and Fort Wayne News-Sentinel Player of the Year as a senior.
- First Team All-State sophomore, junior, and senior years.
- Had five perfect games with 21 no-hitters for her career.
- Finished her career with 51 wins, 1011 strikeouts, 11 home runs and a .478 batting average.
- Recorded a .913 slugging percentage with eight home runs as a senior.
- Had a 0.33 ERA, only allowing five earned runs as a senior.
- Team won NCC Conference title in 2006-08, and was sectional champion in 2006 and 2007.
- Four-time all-conference in softball.
- A four-year letterwinner in basketball, leading team in scoring and rebounding as a senior.
- Academic All-State in softball and basketball.
- Perfect high school GPA.

Hackney's Career Statistics

Year	AVG	GP-GS	AB	R	H	2B	3B	HR	RBI	BB	SO	TB	SH	SF	HBP	SB-ATT	OBP	SLG	PO	A	E	FLD
2009	.000	3-0	2	1	0	0	0	0	1	1	0	0	0	0	0	0-0	.333	.000	0	0	0	.000
2010	.167	10-2	12	1	2	0	0	0	1	2	4	2	0	0	0	0-0	.286	.167	9	2	0	1.000
2011	.167	6-1	6	1	1	0	0	0	1	1	2	1	0	0	1	0-0	.375	.167	1	14	1	.938
TOTAL	.150	19-3	20	3	3	0	0	0	3	4	6	3	0	0	1	0-0	.320	.150	10	16	1	.963

Year	W-L	ERA	G	GS	CG	ShO	SV	IP	H	R	ER	HR	BB	SO	HB	WP
2009	0-0	99.00	1	0	0	0/0	0	0.0	2	1	1	0	1	0	0	0
2010	0-0	14.54	4	0	0	0/0	0	4.1	8	9	9	2	8	3	1	0
2011	1-0	1.37	10	2	1	0/0	0	35.2	30	18	7	3	14	29	1	3
TOTAL	1-0	2.97	15	2	1	0/0	0	40.0	40	28	17	5	23	32	2	3



#14 MAIA MONCHEK

Junior • Outfielder • L/R • San Mateo, Calif. • Notre Dame

PERSONAL INFORMATION

Full name

Maia Elizabeth Monchek

Born

Aug. 29, 1991

Parents

Pete and Karin Monchek

Siblings

Brother - Mason

Major

Organizational Leadership and Supervision

2011

- Missed the majority of the season recovering from knee surgery.
- Saw one at-bat vs. Georgia State.

2010

- Saw action in 41 games, starting 40 in left field, before suffering a season-ending knee injury.
- Posted a .262 average with a team-leading 27 RBI, four triples and three home runs, despite missing the final 13 games of the season.
- Ranked 44th nationally in triples and third in the Big Ten with four.
- First collegiate hit was a single up the middle vs. San Diego State in the season opener.
- Scored 14 runs, including two game winners.
- Accounted for the game-winning RBI four times.
- Put together a five-game hit streak from Feb. 26 to March 12.
- Drew nine walks and laid down three sacrifices.

High School

- Named first team All-State, Daily News Player of the Year, and Daily Journal Player of the Year as a senior.
- Received first team all-WCAL honors all four years.
- Earned All-San Mateo County accolades her freshman and sophomore seasons.
- Led team to Central Coast Section title as a sophomore en route to first team All-San Francisco Bay Area Metro honors, and again as a senior under coach George Silvey.
- Team also won the West Coast Athletic League championship her junior season.
- Summer ball team, San Jose Sting, has finished in the top 10 at nationals four times, including a seventh-place finish in 2007.
- Earned Notre Dame Scholar Athlete award each year 2006-2008. • Named to the Principal's List for academics every semester.

Monchek's Career Statistics

Year	AVG	GP-GS	AB	R	H	2B	3B	HR	RBI	BB	SO	TB	SH	SF	HBP	SB-ATT	OBP	SLG	PO	A	E	FLD
2010	.262	41-40	126	14	33	3	4	3	27	9	24	53	3	0	0	7-9	.311	.421	27	3	1	.968
2011	.000	1-0	1	0	0	0	0	0	0	0	0	0	0	0	0	0-0	.000	.000	0	0	0	.000
TOTAL	.262	42-40	127	14	33	3	4	3	27	9	24	53	3	0	0	7-9	.309	.417	27	3	1	.968



#12 KRISTIN MORGAN

Sophomore • Catcher • R/L • Vancouver, Wash. • Skyview

PERSONAL INFORMATION

Full name

Kristin Marie Morgan

Born

Feb. 16, 1992

Parents

Jim and Diane Morgan

Siblings

Sister - Allison

Major

Law & Society

2011

- Played in 12 games, acting mostly as a pinch hitter or pinch runner.
- Saw action at first base against Michigan State and Indiana.
- Posted a .200 average with two hits in 10 at-bats.
- First collegiate hit, an RBI single up the middle, came against Southern Illinois.
- Posted a hit in the season finale at Indiana.
- Drew two walks and was hit by a pitch once.
- Made good on all three defensive opportunities.

High School

- A three-time all-Greater St. Helens league selection under coach Traci Fuller, receiving the honor each of her last three seasons.
- Named to the WIAA State All-Star team as a senior after garnering her second straight team MVP honor.
- A four-time Academic Scholastic Award winner and four-time scholar athlete award winner.
- Played soccer her freshman and sophomore years under coach Ron Owskey.
- An honor roll member.

Morgan's Career Statistics

Year	AVG	GP-GS	AB	R	H	2B	3B	HR	RBI	BB	SO	TB	SH	SF	HBP	SB-ATT	OBP	SLG	PO	A	E	FLD
2011	.200	12-0	10	0	2	0	0	0	1	2	4	2	0	0	1	0-1	.385	.200	3	0	0	1.000



#24 MARYBETH PAVLICK

Sophomore • Catcher • R/R • Aurora, Ohio • Aurora

2011

- Received Unsung Hero Award at postseason banquet.
- Saw action in 22 games mostly as a pinch runner.
- Scored five runs.
- Had three at-bats, one each vs. Buffalo, Hofstra and IUPUI.
- Acted as a bullpen catcher.

Sirtos, while garnering first team all-conference honors and earning the team's defensive MVP accolade.

- Received honorable mention all-conference honors and garnered the Coach's award while acting as team captain her junior year.
- Named as the team's defensive MVP as a sophomore.
- Graduated fifth in her class and was a member of the high honor roll.

PERSONAL INFORMATION

Full name

MaryBeth Pavlick

Born

Jan. 31, 1992

Parents

Dave and Laura Pavlick

Siblings

Brothers - Jason and Justin

Major

Engineering

High School

- A two-time all-conference selection.
- Led team to the Chagrin Valley Conference and sectional titles as a senior captain under Jaclyn

Pavlick's Career Statistics

Year	AVG	GP-GS	AB	R	H	2B	3B	HR	RBI	BB	SO	TB	SH	SF	HBP	SB-ATT	OBP	SLG	PO	A	E	FLD
2011	.000	22-0	3	5	0	0	0	0	0	0	2	0	0	0	0	0-1	.000	.000	0	0	0	.000



#6 ERIKA PETRUZZI

Junior • Pitcher/Outfielder • L/L • Carmel, Ind. • Carmel



PERSONAL INFORMATION

Full name

Erika Taylor Petruzzi

Born

Dec. 6, 1990

Parents

Dean and Karee Petruzzi

Siblings

Brother - Evan
Sisters - Elyse and Erynn

Major

Human Services

For the Record

- Tied Purdue game record for home runs with two against North Dakota State on Feb. 14, 2010.

2011

- Academic All-Big Ten.
- Saw action in 49 games, starting 48: 41 in left field, four at pitcher and three as the designated player.
- Posted a .302 average with four doubles, two triples and three home runs.
- Reached base in 36 of her 48 games.
- Drove in 27 RBI, including three game winners and one to tie a game.
- Scored 19 runs, including the game-winner against Florida Gulf Coast.
- Put together hit streaks of six games (Feb. 19-27) and five games (April 13-17).
- Tallied multiple hits in 11 games, including three 2-for-2 outings.
- Accounted for multiple RBI in five games including a grand slam against Illinois and a five RBI day against Ohio State.
- Hit .250 during conference play, including 14 RBI, which ranked 10th among Big Ten players.
- Pitched in five games, starting four.
- Posted a 1-1 record with two strikeouts in 12.1 innings of work.
- Picked up the win against Buffalo, going 4.1 innings and allowing just three hits.
- Made good on 32 of her 34 defensive chances.

2010

- Saw action in 44 games, starting 39: 27 as the designated player, seven in right field, five in left field and five at pitcher.
- Posted a .270 average, third best on the team, with eight doubles and two home runs.
- Scored 18 runs, including four game winners.

- Drove in 14 RBI, including the game winner against North Dakota State.
- Tied Purdue game record with two home runs against North Dakota State, a two-run shot in the first inning and a solo shot in the third.
- Tallied multiple hits in 11 games and multiple RBI in three games.
- Posted two perfect days at the plate.
- Put together a four-game hit streak
- Drew 17 walks, was hit by a pitch once and laid down five sacrifices.
- Was a perfect 6-for-6 on the base paths.
- Pitched in 17 games, including five starts, managing a 5-3 record.
- Struck out 22 batters in 59.1 innings, including a season-best three against No. 10 Arizona.
- Was part of two combined shutouts and picked up a save against IUPUI, finishing a one-hit shutout.
- Earned her fifth win of the season, tossing 3.2 innings in a combined shutout against Indiana.

High School

- Named first team All-State as a senior.
- Named second team All-State as a junior.
- Earned all-county, all-MIC Conference and all-Indy Star North team accolades each of her last two seasons.
- Named to the Super Team and All-Star team as a senior.
- Batted .442 with a .818 slugging percentage and five home runs as a junior.
- Earned honorable mention all-MIC Conference and honorable mention Indy Star North accolades as a sophomore.
- Garnered all-county honors as a freshman.
- Played volleyball her freshman and sophomore years.
- Three-year honor roll member.

Petruzzi's Career Statistics

Year	AVG	GP-GS	AB	R	H	2B	3B	HR	RBI	BB	SO	TB	SH	SF	HBP	SB-ATT	OBP	SLG	PO	A	E	FLD
2010	.270	44-39	111	18	30	8	1	2	14	17	29	46	5	1	1	6-6	.369	.414	3	20	2	.920
2011	.302	49-48	139	19	42	4	2	3	27	13	26	59	4	1	0	4-4	.359	.424	26	6	2	.941
TOTAL	.288	93-87	250	37	72	12	3	5	41	30	55	105	9	2	1	10-10	.364	.420	29	26	4	.932

Year	W-L	ERA	G	GS	CG	ShO	SV	IP	H	R	ER	HR	BB	SO	HB	WP
2010	5-3	4.48	17	5	0	0/2	1	59.1	76	48	38	7	20	22	4	6
2011	1-1	5.68	5	4	0	0/0	0	12.1	18	11	10	2	2	2	1	0
TOTAL	6-4	4.69	22	9	0	0/2	1	71.2	94	59	48	9	22	24	5	6



#11 LINDSEY RAINS

Sophomore • Outfielder • L/L • Fullerton, Calif. • Fullerton Union

PERSONAL INFORMATION

Full name
Lindsey Elizabeth Rains

Born
June 26, 1992

Parents
Ron and Leslie Rains

Siblings
Brother - Ryan

Major
Hospitality & Tourism
Management

2011

- First team All-Big Ten selection.
- Started all 50 games in center field.
- Posted a .372 average, third best on the team, with three doubles and four home runs.
- Reached base in 40 of the 49 games in which she batted.
- Drove in 27 RBI, including three game winners and one game-tying effort.
- Scored 35 runs, second most on the team, including six game winners and two game-tying scores.
- Tallied multiple hits on 17 occasions, managing three perfect days at the plate including a 4-for-4 effort against Wisconsin.
- Put together hit streaks of nine games (Feb. 19 - March 5) and seven games (April 13-23).
- Reached base in 14 straight games (Feb. 19 - March 12).
- Stole 14 bases, ranking 11th among conference players.
- Drew 11 walks, was hit by a pitch once and laid down two sacrifices.
- In conference play, led the team with a .404 average, seventh best in the league, 12 runs and 11 RBI.

- Ranked seventh in hits (23) during Big Ten play.
- Made good on 42 of 44 defensive opportunities.
- Big Ten Sportsmanship Award honoree.
- Named Co-Offensive MVP and Coaches' Award honoree at the postseason banquet.

High School

- A four-time first team all-league selection under coach Mark Takkinen.
- Received her team's offensive player of the year award after her freshman and sophomore seasons during which she led her team to league titles.
- Garnered team MVP honors and Lancaster Desert Classic tournament MVP accolades in 2009.
- Wrapped up her career with first team all-league, second team all-Orange County and team MVP honors.
- Played tennis her freshman and sophomore years and basketball as a rookie.
- A three-time student scholar athlete.
- Played summer ball for the USA Athletics 18 Gold, after spending 2003-2007 as a member of the OC Dynasty.

Rains' Career Statistics

Year	AVG	GP-GS	AB	R	H	2B	3B	HR	RBI	BB	SO	TB	SH	SF	HBP	SB-ATT	OBP	SLG	PO	A	E	FLD
2011	.372	50-50	145	35	54	3	0	4	27	11	18	69	2	0	1	14-17	.420	.476	38	4	2	.955



#15 ANDIE VARSHO

Sophomore • Outfielder • L/R • Chili, Wis. • Marshfield



PERSONAL INFORMATION

Full name

Andie Kay Varsho

Born

Oct. 19, 1991

Parents

Gary and Kay Varsho

Siblings

Brother - Dalton

Sister - Taylor

Major

Organizational Leadership and Supervision

2011

- First team All-Midwest Region selection.
- Third team All-Big Ten selection.
- Easton All-America third team.
- Four-time Big Ten Freshman of the Week selection.
- Big Ten Player of the Week, March 14.
- Started all 50 games in right field.
- Led the team with a .426 average with 12 doubles, five triples, fifth most on Purdue's season list, and a home run.
- Scored 30 runs, including five game winners and one game tying effort.
- Drove in 30 RBI, second most on the team, including six multi-RBI efforts, four game winners and four game-tying hits.
- Racked up 34 stolen bases, fifth most on Purdue's season list.
- Ranked among the Top 20 nationally in stolen bases (7th, 0.68), triples (14th, 5), triples per game (16th, 0.10) and batting average (26th, .426).
- Ranked among the Big Ten's top five in triples (3rd), stolen bases (3rd), batting average (4th), doubles (5th), hits (6th, 69) and sacrifice flies (9th, 2).
- Reached base in 44 of 50 games, including 13 straight (March 6 - March 27).
- Tallied multiple hits in 20 games, including three perfect days at the plate and a four-hit effort vs. Loyola.
- Put together an eight-game hit streak from April 13 - April 30 and three six-game streaks.

- Drew 11 walks and laid down five sacrifices.
- Made good on all 37 of her defensive opportunities.
- Posted a .333 average with a double, a triple and 11 stolen bases during conference play, ranking third in steals and sixth in triples.
- Co-Offensive MVP.

High School

- A four-time first team all-state selection, earning the honor all four years under coach Mike Voss.
- Led the WVC Conference in batting average and on-base percentage all four years, while earning all-conference accolades each season, including Player of the Year honors as a junior.
- An all-state selection and a three-time first team all-conference honoree on the tennis court, at #3 singles as a rookie, #2 singles as a sophomore and #1 doubles her junior year.
- Garnered second team all-conference accolades at the #1 singles spot as a senior when her team went to state for the second straight year.
- A first team all-conference basketball selection as a senior.
- Garnered honorable mention all-conference accolades on the hardwood her junior season as the team qualified for state for the second straight year.
- Earned the Pat Richter Award for best female three-sport athlete in the state of Wisconsin.
- A four-year "A" honor roll member.

Varsho's Career Statistics

Year	AVG	GP-GS	AB	R	H	2B	3B	HR	RBI	BB	SO	TB	SH	SF	HBP	SB-ATT	OBP	SLG	PO	A	E	FLD
2011	.426	50-50	162	30	69	12	5	1	30	11	24	94	5	2	0	34-38	.457	.580	33	4	0	1.000



#1 GABI BROWN

Freshman • Outfielder • L/R • Land O'Lakes, Fla. • Wesley Chapel

High School

- A three-time varsity letter and two-time all conference honoree.
- Led her team in fielding percentage, slugging and steals three seasons.
- Led the county in steals and was second in home runs as a senior.
- Played shortstop, third base and outfield as a prepster.

- Garnered the Most Valuable Player award at the winter tournament twice.
- Played summer ball for Team Fla., which placed third at Gold Nationals.
- Played varsity volleyball as a sophomore and varsity basketball her sophomore and junior years as the team advanced to the Elite Eight.

PERSONAL INFORMATION

Full name

Gabrielle Nichole Brown

Born

Feb. 19, 1993

Parents

Dexter and LaVerne Brown

Siblings

Brother - Dexter Brown II

Sister - Jacquelyn

Major

Visual Communications Design



#13 ASHLEY BURKHARDT

Freshman • Infielder • L/R • Fort Wayne, Ind. • Bishop Dwenger

High School

- A two-time all-state selection, garnering first team honors as a senior and honorable mention accolades her junior year.
- A four-year letterwinner.
- Named team's Co-Most Valuable Player her junior and senior years under coach Dave Moyer .
- Batted .618 with 48 runs and nine home runs as a senior as her team won its third straight conference crown.
- Received the Bishop Dwenger Scholar award her senior season.

- Team won IHSSA State championship her junior year.
- Received the "Rookie of the Year" award as a freshman as her team won the sectional title.
- Made the honor roll in 2009 and 2010.
- Played varsity basketball as a sophomore.
- Played summer ball for the Indiana Magic Gold, which placed 17th out of 64 teams at ASA Gold Nationals.

PERSONAL INFORMATION

Full name

Ashley Rose Burkhardt

Born

Jan. 24, 1993

Parents

Scott and Jennifer Burkhardt

Siblings

Sisters - Kristina and Anna

Major

Dietetics/Nutrition and Health & Fitness



#8 ALI CONGER

Freshman • Pitcher • R/R • McCordsville, Ind. • Hamilton Southeastern

High School

- A three-year softball letterwinner.
- Pitched a no-hitter in final regular season game as a junior.
- Team won the 2010 4A State Championship.
- A two-time Indianapolis Star All-North team honorable mention selection.
- A first team all-conference and honorable mention all-county selection as a sophomore after posting a 2.48 ERA with 91 strikeouts in 113 innings.

- A four-year honor roll member.
- Graduated with an academic honors diploma.
- A three-year member of the school education board, while also participating in the A Chance To Serve (ACTS) youth leadership program for three years.
- Played summer ball for the Indiana Magic, which won the ASA 18U State Championship in 2009.

PERSONAL INFORMATION

Full name

Alexandra Emily Conger

Born

July 20, 1992

Parents

Ronald and Julie Conger

Major

Speech/Language/Hearing Sciences



#9 ALYSSA KOORSEN

Freshman • Infielder • L/R • Fort Wayne, Ind. • Lakewood Park Christian

High School

- An all-state selection, earned the honors as a senior after batting .537 with 47 runs and 54 hits, including 22 for extra bases, and leading her team to a state runnerup finish.
- A four-time KPC all-area first team selection after leading her team to the section title each year.
- A four-year softball letterwinner and two-time team captain under coach David Carnahan.
- Named as team's offensive player of the year each of her last two years.
- Ranked among the state's top 20 in batting average as a junior (.529), while also earning Michiana All-Star all-tournament honors for the DeKalb County Showdown and leading team to the regional title.
- Ranked fifth in the state for doubles with 16 as a freshman, while also garnering "Among the

Day's Best" honors from KPC media and Midland Athletic Conference Academic All-Conference accolades.

- Played basketball her freshman and sophomore years, earning JV offensive player of the year honors as a sophomore.
- Played summer ball for Impact Fastpitch (2008-09), which placed ninth in the NSA World Series and won the NSA Indiana State title in 2008.
- Played for the Northeast Rush in 2010, which placed second in the USSSA National Qualifier.
- Named the all-sanctioned world series most valuable player in 2010.
- A four-year honor roll member and two-year national honor society member.

PERSONAL INFORMATION

Full name

Alyssa Marie Koorsen

Born

July 24, 1992

Parents

Michael Koorsen & Lynce Johnson

Major

General Health Sciences



#2 LEXY MOORE

Freshman • Pitcher • L/R • St. Peters, Mo. • Fort Zumwalt South

High School

- A two-time all-state selection, garnering first team honors as a senior and second team accolades her junior year.
- A three-year letterwinner, earning first-team all-conference, all-district and all-area honors each year.
- Posted a 0.75 ERA with 149 strikeouts, while batting .583 as a senior en route to all-state, all-region and all-district honors.
- Named Gateway Athletic Conference North 2010 Player of the Year and team MVP her senior year, as the team won its second straight regional and conference titles.

- Posted a 1.02 ERA with 206 strikeouts as a junior en route to Gateway Athletic Conference South Player of the Year accolades.
- Was MVP of the junior varsity team as a freshman.
- Played summer ball for the St. Louis Lasers, which won the ASA Northern National Championship in 2009, and the St. Louis Chaos Gold in 2010.
- A two-time first team all-conference academic selection.
- A four-year honor roll selection and three-year National Honor Society member.

PERSONAL INFORMATION

Full name

Alexis Lee Moore

Born

April 14, 1993

Parents

Dan and Meredith Moore

Siblings

Brother - Ben
Sisters - Grace and Allison

Major

General Health Sciences



#21 ALEX WHITTEMORE

Freshman • Pitcher • R/R • Palos Verdes Estates, Calif. • Palos Verdes

High School

- A four-year letterwinner.
- Named as the team's Most Valuable Player after garnering first team All-Bay League and second team all-area honors as a senior.
- Acted as the team's captain and was Athlete of the Year her final season.
- Was named Daily Breeze Player of the Week and earned second team all-area honors as a junior.

- Team won the Bay League championship in 2009 and 2010.
- A four-time principal's honor roll honorary member and three-year member of the national honor society.
- A CSF gold seal bearer in 2011.

PERSONAL INFORMATION

Full name

Alexandra Joy Whittemore

Born

April 22, 1993

Parents

Ed and Colleen Whittemore

Siblings

Sister - Christine

Major

Management



#3 ALICIA WILSON

Freshman • Infielder • R/R • Fishers, Ind. • Hamilton Southeastern



High School

- A three-time all-state selection, earning honorable mention honors her sophomore, junior and senior seasons.
- A three-year letterwinner under coach David Cook, acting as team captain as a senior.

- Earned academic all-state honors as a senior.
- Team won the state championship her junior season.
- A four-year high honor roll member.

PERSONAL INFORMATION

Full name

Alicia J. Wilson

Born

Jan. 12, 1993

Parents

Ron Jr. and Christina Wilson

Siblings

Sister - Kayla

Major

Nursing



2012 Boilermakers: Standing (L to R) - Assistant coach Diane Stephenson, Head coach Kim Maher, Maia Monchek, Kristin Moran, Lauren Grant, Alyssa Koorsen, Katie Hackney, Andie Varshov, Ashley Burkhardt, Lexy Moore, Ashley Courtney, Alex Whitemore, Danielle Fletcher, Gabi Brown, Assistant coach Monica Tantlinger. Kneeling (L to R): Lindsey Rains, MaryBeth Pavlick, Alicia Wilson, Tori Chiodo, Molly Garst, Erika Petruzzi, Ali Conger.



The Boilermakers posted a 30-18-2 record and finished fifth in the Big Ten. The 30-win season was the 14th in Purdue history, while the fifth place finish was the team's third under head coach Kim Maher and the second best placing in school history (4th in 1997).

Statistically Speaking

The Boilermakers posted a school record .313 average as a team with 36 home runs and 99 stolen bases. Five of the team's starters batted .300 or better, led by outfielder Andie Varsho (.426). Shortstop Molly Garst (.383), outfielder Lindsey Rains (.372), first baseman Kim McMillan (.325) and pitcher/outfielder Erika Petruzzi (.302) rounded out the group. Garst accounted for seven home runs, a team-leading 39 runs, 26 RBI and 34 stolen bases. Varsho added 12 doubles, five triples, 30 RBI and 34 steals to the team's tally. Catcher Shelby Krammer (.276) drove in a team-leading 31 RBI and launched seven home runs. Ten different players added a home run, including Krammer (7), Garst (7), and catcher Danielle Fletcher (5). Rains and McMillan each lifted four long balls.

Senior Suzie Rzegocki (26-17) led Purdue in the circle, with a 2.18 ERA, 200 strikeouts and 10 shutouts in 259 innings. Rzegocki appeared in 45 of the team's 50 games. Junior Katie Hackney (1-0) issued 29 Ks in 35 innings. Freshman Lauren Grant (2-0) struck out four batters in 16 innings and Petruzzi (1-1) added two Ks in 12.1 innings of work.

Among The Nation's Statistical Leaders

The Boilermakers made their presence known nationally in several statistical categories. Purdue ranked among the nation's Top 50 in six different categories: stolen bases per game (11th with 1.98), triples per game (15th with 0.28), batting average (23rd with .313), double plays per game (24th with 0.40), slugging percentage (37th with .462), and ERA (49th with 2.29).

Individually, the Boilermakers also dotted the statistical rankings. Andie Varsho and Molly Garst were seventh in stolen bases per game (0.68). Varsho also ranked 14th in triples (5), 16th in triples per game (0.10) and 26th in batting average (.426). Garst also ranked 44th in triples (4). Suzie Rzegocki ranked 21st in shutouts (10) and 26th in wins (26).

In A Season

The Boilermakers made their mark on the season records book in 2011. The team set school records for batting average (.313) and slugging percentage (.462), topping marks of .302 and .443 set by the 2003 squad. The 2011 team also ranked among the season top five in: on-base percentage (2nd with .371), runs (3rd with 250), triples (3rd with 14), home runs (3rd with 36), RBI (3rd with 226), stolen bases (4th with 99) and total bases (4th with 622). In the circle, the Boilermakers managed spots among the top five in complete games (4th with 38) and ERA (5th with 2.29).

Individually, senior pitcher Suzie Rzegocki tied the school's season wins record (26) and ranked among the top five in complete games (2nd with 35), shutouts (2nd with 10), strikeouts (2nd with 200), innings pitched (3rd with 259.2), starts (3rd with 41) and appearances (5th with 45).

Freshman outfielder Andie Varsho ranked second all-time in batting average (.427), tied for fifth in triples (5) and fifth in on-base percentage (.457) and stolen bases (34). Junior Molly Garst also posted a fifth-place tally of 34 steals in 2011.

Breaking Records With Rzegocki

Rzegocki rewrote the Purdue career records book, taking the top spot in nearly every category. She boasts the career records for wins (86), appearances (174), games started (148), complete games (107), shutouts (29), innings pitched (940.2) and strikeouts (728). The Lemont, Ill., native also wrapped her career at third in winning percentage (.589), third in saves (6) and fifth in ERA (2.18).

Stealing A Record

Molly Garst became Purdue's all-time leading base stealer on March 16, topping the previous mark of 85, set by Liane Horiuchi (2009-2010). Garst tallied two steals against Florida Gulf Coast pushing her career tally to 87. The Webb City, Mo., native has now swiped 102 bases as a Boilermaker, including a season record 43 in 2010 and a game-record three six times.

The junior's first steal of 2011, which came against Bowling Green, moved her into a fourth-place tie with Ashley Hall (69 from 2005-2008), while five steals at the CenturyLink Classic pushed her into third place all-time. Four steals at the Coach B Classic gave her sole possession of second place.

A Day For The Record Books

The Boilermakers tied six school game records in their April 6 doubleheader with IUPUI. After defeating the Jaguars 11-1 in Game 1, Purdue took the night cap 18-5. Molly Garst tied three records during the series, posting a record-tying two home runs in Game 1, matching a mark that has been reached 17 times before by 13 different players.

In Game 2, Garst scored a record-tying four runs, matching a mark achieved four times before, including twice by the Webb City, Mo., native. The shortstop also swiped a record tying three bases in the game, doing so for the sixth time in her career and the 19th overall time in program lore.

As a team, the Boilermakers racked up a record-tying 18 hits, achieving the feat for the fourth time in history. Purdue rapped out seven doubles, matching the previous mark set on Feb. 24, 2007, against Marist. The game also featured 16 Boilermaker RBI, marking the third time that tally had been registered by a Purdue squad.

On The Honor Roll

Freshman outfielder Andie Varsho was named as an NFCA first team All-Midwest Region selection. The Chili, Wis., native also garnered third team All-Big Ten acclaim and earned four Big Ten Freshman of the Week accolades and one Big Ten Player of the Week honor.

Rookie outfielder Lindsey Rains earned first team All-Big Ten acclaim, while freshman utility player Lauren Grant garnered third team honors.

Molly Garst, Suzie Rzegocki and freshman Kim McMillan earned Big Ten Player, Pitcher and Freshman of the Week honors respectively once during the season.

2011 INDIVIDUAL ACCOMPLISHMENTS

Ashley Courtney

- Academic All-Big Ten
- Received team's Heart of a Champion Award

Molly Garst

- Academic All-District V
- Academic All-Big Ten
- Big Ten Player of the Week (2/21)
- Ranked seventh nationally in stolen bases and 44th in triples.
- Set career record for stolen bases
- Tied game record for runs, home runs and stolen bases

Lauren Grant

- Third team All-Big Ten

Katie Hackney

- Academic All-Big Ten

Shelby Krammer

- Academic All-District V
- Academic All-Big Ten
- Phyllis Rafter Memorial all-tournament team

Kim McMillan

- Big Ten Freshman of the Week (2/28)
- Phyllis Rafter Memorial all-tournament team

MaryBeth Pavlick

- Received Unsung Hero Award at postseason banquet

Erika Petruzzi

- Academic All-Big Ten

Lindsey Rains

- First team All-Big Ten
- Big Ten Sportsmanship Award honoree
- Named Co-Offensive MVP, received Coaches' Award at postseason banquet

Suzie Rzegocki

- Big Ten Pitcher of the Week (2/28)
- Academic All-Big Ten
- Tied school season record for wins
- Ranked 21st nationally in shutouts and 26th in wins
- Named to Phyllis Rafter Memorial all-tournament team
- Named team Defensive MVP

Andie Varsho

- First team All-Midwest Region
- Third team All-Big Ten
- Big Ten Player of the Week (3/14)
- Four-time Big Ten Freshman of the Week (2/14, 3/14, 3/28, 4/18)
- Ranked among the top 30 nationally in stolen bases, triples, triples per game and batting average
- Ranked among Purdue season Top 5 in batting average, triples, on-base percentage and stolen bases
- Named to the Wilson/DeMarini Tiger Classic all-tournament team
- Named team Co-Offensive MVP



Date	Opponent	Score	R-H-E	R-H-E	Inn.	Overall	Big Ten	Pitcher of Record	Att.	Time
! Feb. 12, 2011	vs. Louisiana Tech	W 7-3	7-10-1	3-5-1	7	1-0	0-0	Rzegocki (1-0)	1189	1:47
! Feb. 12, 2011	at #19 LSU	L 3-5	3-4-1	5-7-1	7	1-1	0-0	Petruzzi (0-1)	1189	1:29
! Feb. 13, 2011	vs. Bowling Green	W 2-0	2-10-0	0-3-0	7	2-1	0-0	Rzegocki (2-0)	1135	1:41
! Feb. 13, 2011	at #19 LSU	L 2-6	2-7-1	6-7-0	7	2-2	0-0	Rzegocki (2-1)	1135	1:49
@Feb. 19, 2011	at Texas State	W 1-0	1-4-0	0-6-0	7	3-2	0-0	Rzegocki (3-1)	559	1:28
@Feb. 19, 2011	vs. Iowa State	L 5-8	5-13-3	8-6-2	7	3-3	0-0	Rzegocki (3-2)	559	2:00
@Feb. 20, 2011	vs. Iowa State	W 11-2	11-12-1	2-4-2	5	4-3	0-0	Grant (1-0)	535	1:19
@Feb. 20, 2011	at Texas State	W 9-0	9-8-0	0-4-3	6	5-3	0-0	Rzegocki (4-2)	535	1:29
# Feb. 26, 2011	vs. Georgia State	W 5-4	5-13-1	4-9-1	(8)	6-3	0-0	Rzegocki (5-2)	197	2:07
# Feb. 26, 2011	vs. Tennessee State	W 8-0	8-12-0	0-2-2	5	7-3	0-0	Rzegocki (6-2)	97	1:19
# Feb. 27, 2011	vs. Mississippi State	W 5-0	5-7-0	0-5-0	7	8-3	0-0	Rzegocki (7-2)	117	1:40
# Feb. 27, 2011	vs. Mercer	W 7-4	7-9-1	4-8-2	7	9-3	0-0	Rzegocki (8-2)	132	1:53
\$ March 5, 2011	vs. Wright State	W 9-1	9-9-2	1-3-3	6	10-3	0-0	Rzegocki (9-2)	276	1:23
\$ March 6, 2011	vs. Kentucky	L 0-3	0-3-2	3-7-0	7	10-4	0-0	Rzegocki (9-3)	350	1:29
\$ March 6, 2011	at Southern Illinois	W 11-1	11-9-1	1-4-4	5	11-4	0-0	Grant (2-0)	350	1:27
% March 11, 2011	vs. Buffalo	W 11-1	11-15-2	1-3-3	5	12-4	0-0	Petruzzi (1-1)	310	1:33
% March 11, 2011	vs. Rutgers	W 6-5	6-15-1	5-4-1	7	13-4	0-0	Rzegocki (10-3)	310	1:20
% March 12, 2011	vs. Middle Tennessee	W 5-4	5-9-1	4-8-1	7	14-4	0-0	Rzegocki (11-3)	340	1:41
% March 12, 2011	vs. Hofstra	L 2-7	2-5-5	7-7-1	7	14-5	0-0	Rzegocki (11-4)	340	1:47
March 14, 2011	at Florida Atlantic	L 3-4	3-6-3	4-7-5	7	14-6	0-0	Rzegocki (11-5)	-	1:41
March 14, 2011	at Florida Atlantic	L 0-1	0-7-3	1-5-3	7	14-7	0-0	Rzegocki (11-6)	-	1:30
March 16, 2011	vs. Buffalo	W 6-1	6-12-0	1-5-1	7	15-7	0-0	Rzegocki (12-6)	152	1:45
March 16, 2011	at Florida Gulf Coast	W 3-2	3-8-1	2-6-1	7	16-7	0-0	Rzegocki (13-6)	152	2:04
& March 26, 2011	at Miami (Ohio)	W 6-3	6-10-1	3-9-1	7	17-7	0-0	Rzegocki (14-6)	251	1:49
& March 26, 2011	vs. Toledo	W 1-0	1-7-0	0-3-1	7	18-7	0-0	Rzegocki (15-6)	47	1:48
& March 27, 2011	vs. Ball State	W 3-1	3-7-1	1-6-1	(8)	19-7	0-0	Rzegocki (16-6)	147	2:05
March 31, 2011	at Notre Dame	L 5-7	5-8-3	7-10-2	7	19-8	0-0	Rzegocki (16-7)	254	1:48
*April 2, 2011	Iowa	W 12-1	12-10-3	1-7-1	5	20-8	1-0	Rzegocki (17-7)	264	1:20
*April 3, 2011	Iowa	W 3-0	3-5-1	0-3-0	7	21-8	2-0	Rzegocki (18-7)	157	1:29
April 6, 2011	at IUPUI	W 11-1	11-9-1	1-4-1	5	22-8	2-0	Rzegocki (19-7)	-	1:33
April 6, 2011	at IUPUI	W 18-5	18-18-5	5-5-5	5	23-8	2-0	Hackney (1-0)	-	1:38
April 7, 2011	at Valparaiso	W 8-2	8-9-2	2-5-4	7	24-8	2-0	Rzegocki (20-7)	111	1:55
April 7, 2011	at Valparaiso	T 4-4	4-9-1	4-9-1	5	24-8-1	2-0	--	111	1:26
*April 9, 2011	at #4 Michigan	L 1-13	1-4-1	13-11-1	5	24-9-1	2-1	Rzegocki (20-8)	1468	1:16
*April 10, 2011	at #4 Michigan	L 0-10	0-2-2	10-8-2	5	24-10-1	2-2	Rzegocki (20-9)	1361	1:21
*April 13, 2011	Illinois	L 3-9	3-6-2	9-10-2	7	24-11-1	2-3	Rzegocki (20-10)	194	2:00
*April 13, 2011	Illinois	W 11-6	11-13-3	6-9-1	7	25-11-1	3-3	Rzegocki (21-10)	194	2:05
April 14, 2011	at Loyola	L 3-4	3-13-1	4-12-2	(11)	25-12-1	3-3	Rzegocki (21-11)	103	3:13
*April 16, 2011	at Ohio State	W 7-0	7-14-1	0-3-1	7	26-12-1	4-3	Rzegocki (22-11)	286	2:02
*April 17, 2011	at Ohio State	W 10-8	10-12-3	8-11-2	7	27-12-1	5-3	Rzegocki (23-11)	667	2:01
*April 23, 2011	Minnesota	L 2-3	2-6-1	3-3-3	7	27-13-1	5-4	Rzegocki (23-12)	257	1:53
*April 23, 2011	Minnesota	W 3-2	3-6-3	2-6-2	7	28-13-1	6-4	Rzegocki (24-12)	257	1:46
*April 30, 2011	at Penn State	L 5-8	5-8-3	8-6-2	7	28-14-1	6-5	Rzegocki (24-13)	371	2:03
*May 1, 2011	at Penn State	T 0-0	0-1-1	0-2-1	(8)	28-14-2	6-5-1	--	347	1:57
*May 7, 2011	Wisconsin	L 1-4	1-3-4	4-5-0	7	28-15-2	6-6-1	Rzegocki (24-14)	247	1:43
*May 8, 2011	Wisconsin	W 4-3	4-9-2	3-7-2	(9)	29-15-2	7-6-1	Rzegocki (25-14)	281	2:11
*May 11, 2011	at Michigan State	W 5-0	5-10-1	0-6-0	7	30-15-2	8-6-1	Rzegocki (26-14)	120	1:53
*May 11, 2011	at Michigan State	L 2-3	2-8-0	3-5-2	7	30-16-2	8-7-1	Rzegocki (26-15)	120	1:50
*May 13, 2011	at Indiana	L 1-2	1-4-3	2-4-4	7	30-17-2	8-8-1	Rzegocki (26-16)	589	1:43
*May 14, 2011	at Indiana	L 0-4	0-4-3	4-5-0	7	30-18-2	8-9-1	Rzegocki (26-17)	721	1:37

! - Wilson/DeMarini Tiger Classic (Baton Rouge, La.)

@ - CenturyLink Classic (San Marcos, Texas)

- Phyllis Rafter Memorial Tournament (Woodstock, Ga.)

\$ - SIU Coach B Classic (Carbondale, Ill.)

% - FAU Parents' Weekend Classic (Boca Raton, Fla.)

& - Miami Invitational (Oxford, Ohio)

* - Big Ten Conference game

2011 STATISTICS



Overall Record: 30-18-2 Home: 5-3 Away: 11-12-2 Neutral: 14-3 Big Ten Conference: 8-9-1

Player	AVG	GP-GS	AB	R	H	2B	3B	HR	RBI	TB	SLG%	BB	HBP	SO	OB%	SF	SH	SB-ATT	FLD%
Varsho, Andie	.426	50-50	162	30	69	12	5	1	30	94	.580	11	0	24	.457	2	5	34-38	1.000
Garst, Molly	.383	50-50	167	39	64	9	4	7	26	102	.611	18	4	18	.455	0	1	34-42	.884
Rains, Lindsey	.372	50-50	145	35	54	3	0	4	27	69	.476	11	1	18	.420	0	2	14-17	.955
McMillan, Kim	.325	43-40	117	24	38	7	0	4	20	57	.487	11	3	27	.394	1	1	2-4	.973
Petruzzi, Erika	.302	49-48	139	19	42	4	2	3	27	59	.424	13	0	26	.359	1	4	4-4	.941
Chiodo, Tori	.288	49-48	118	25	34	6	1	1	15	45	.381	17	0	26	.378	0	4	6-8	.881
Krammer, Shelby	.276	44-42	116	14	32	6	0	7	31	59	.509	7	3	31	.331	1	4	1-1	.989
Fletcher, Danielle	.257	42-37	113	15	29	7	1	5	22	53	.469	2	1	24	.276	0	3	0-1	.953
Grant, Lauren	.250	34-27	72	9	18	5	0	2	10	29	.403	6	1	20	.316	0	0	0-2	.976
Courtney, Ashley	.210	50-50	100	13	21	4	1	0	6	27	.270	3	2	11	.248	0	3	1-1	.949

Rzegocki, Suzie	.230	24-22	61	11	14	1	0	2	9	21	.344	7	1	16	.319	0	1	0-1	.933
Morgan, Kristen	.200	12-0	10	0	2	0	0	0	1	2	.200	2	1	4	.385	0	0	0-1	1.000
Gingerich, Aimee	.188	34-9	16	10	3	1	0	0	1	4	.250	0	0	2	.188	0	1	3-4	1.000
Hackney, Katie	.167	6-1	6	1	1	0	0	0	1	1	.167	1	1	2	.375	0	0	0-0	.917
Pavlick, MaryBeth	.000	22-0	3	5	0	0	0	0	0	0	.000	0	0	2	.000	0	0	0-1	.000
Ranieri, Sarah	.000	1-0	1	0	0	0	0	0	0	0	.000	0	0	1	.000	0	0	0-0	.000
Monchek, Maia	.000	1-0	1	0	0	0	0	0	0	0	.000	0	0	0	.000	0	0	0-0	.000
Totals	.313	50	1347	250	421	65	14	36	226	622	.462	109	18	252	.371	5	29	99-125	.946
Opponents	.238	50	1256	165	299	51	9	23	135	437	.348	87	22	235	.298	5	35	32-45	.944

LOB - Team (284), Opp. (269). Double Plays turned - Team (20), Opp. (17). Triple Plays - Team (1).

Player	ERA	W-L	G	GS	CG	Sho	SV	IP	H	R	ER	BB	SO	2B	3B	HR	BA	WP	HBP	SFA	SHA
Rice, Julia	0.00	0-0	1	0	0	0/0	0	0.2	0	0	0	0	0	0	0	0	.000	0	0	0	0
Hackney, Katie	1.37	1-0	10	2	1	0/0	0	35.2	30	18	7	14	29	4	2	3	.214	3	1	1	1
Rzegocki, Suzie	2.18	26-17	45	41	35	10/0	0	259.2	233	126	81	68	200	35	5	16	.233	10	19	4	32
Grant, Lauren	3.94	2-0	5	3	2	0/0	0	16.0	18	10	9	3	4	6	2	2	.286	1	1	0	1
Petruzzi, Erika	5.68	1-1	5	4	0	0/0	0	12.1	18	11	10	2	2	6	0	2	.340	0	1	0	1
Totals	2.24	30-18	50	50	38	10/0	0	324.1	299	165	104	87	235	51	9	23	.238	15	22	5	35
Opponents	4.26	18-30	50	50	23	5/2	2	325.2	421	250	198	109	252	65	14	36	.313	18	18	5	29

PO - Team (3). SBA/ATT - Rzegocki (27-34), Krammer (18-25), Fletcher (14-20), Petruzzi (2-4), Grant (1-4), Hackney (2-3).

BIG TEN STATISTICS

Conference Record: 8-9-1 Home: 5-3 Away: 3-6-1

Player	AVG	GP-GS	AB	R	H	2B	3B	HR	RBI	TB	SLG%	BB	HBP	SO	OB%	SF	SH	SB-ATT	FLD%
Rains, Lindsey	.404	18-18	57	12	23	1	0	2	11	30	.526	5	0	7	.452	0	0	2-3	1.000
Varsho, Andie	.333	18-18	57	10	19	1	1	0	6	22	.386	4	0	9	.377	0	3	11-12	1.000
Garst, Molly	.305	18-18	59	10	18	3	1	1	4	26	.441	7	1	6	.388	0	0	7-12	.893
Chiodo, Tori	.286	17-17	35	6	10	1	1	1	3	16	.457	6	0	7	.390	0	0	1-1	.862
McMillan, Kim	.276	12-12	29	6	8	2	0	0	3	10	.345	4	2	8	.400	0	0	1-1	.978
Grant, Lauren	.267	15-13	30	2	8	0	0	0	4	8	.267	1	1	9	.313	0	0	0-0	.967
Petruzzi, Erika	.250	18-18	52	8	13	2	0	2	14	21	.404	5	0	12	.316	0	1	0-0	.923
Rzegocki, Suzie	.212	11-11	33	5	7	1	0	1	4	11	.333	1	0	10	.235	0	0	0-0	.920
Courtney, Ashley	.200	18-18	40	3	8	2	1	0	2	12	.300	1	0	3	.220	0	0	0-0	.917
Fletcher, Danielle	.139	15-11	36	2	5	1	0	1	5	9	.250	0	0	9	.139	0	2	0-0	.769
Krammer, Shelby	.125	17-17	40	3	5	0	0	2	8	11	.275	6	0	15	.234	1	2	0-0	.978

Morgan, Kristin	.333	3-0	3	0	1	0	0	0	0	1	.333	1	0	1	.500	0	0	0-0	1.000
Gingerich, Aimee	.000	9-0	0	2	0	0	0	0	0	0	.000	0	0	0	.000	0	0	0-0	.000
Pavlick, MaryBeth	.000	7-0	0	1	0	0	0	0	0	0	.000	0	0	0	.000	0	0	0-0	.000
Totals	.265	18	471	70	125	14	4	10	64	177	.376	41	4	96	.329	1	8	22-29	.934
Opponents	.236	18	471	76	111	22	4	10	62	171	.363	38	12	87	.307	3	10	11-11	.951

LOB —Team (90), Opp (99). DPs turned - Team (2), Opp. (1).

Player	ERA	W-L	G	GS	CG	Sho	SV	IP	H	R	ER	BB	SO	2B	3B	HR	BA	WP	HBP	SFA	SHA
Rzegocki, Suzie	2.51	8-9	18	18	16	4/0	0	111.1	106	70	40	36	84	22	4	8	.237	3	12	3	10
Hackney, Katie	6.18	0-0	2	0	0	0/0	0	5.2	5	6	5	2	3	0	0	2	.217	0	0	0	0
Totals	2.69	8-9	18	18	16	4/0	0	117.0	111	76	45	38	87	22	4	10	.236	3	12	3	10
Opponents	3.19	9-8	18	18	11	3/1	0	118.2	125	70	54	41	96	14	4	10	.265	5	4	1	8

PB — Team (6), Krammer, S. 5, Fletcher, D. 1, Opp (2). Pickoffs - Team (1), Krammer, S. 1, Opp (1). SBA/ATT — Rzegocki, S. (11-11), Alexander (10-12), Krammer, S. (10-10), Fletcher, D. (1-1).



BOILERMAKER SOFTBALL AT A GLANCE

<u>Year</u>	<u>Head Coach</u>	<u>Record</u>	<u>Big Ten (Finish)</u>	<u>Postseason</u>
1994	Carol Bruggeman	21-17-1	—	—
1995	Carol Bruggeman	23-31	8-20 (9th)	—
1996	Carol Bruggeman	36-21	12-11 (6th)	—
1997	Carol Bruggeman	41-25	14-12 (4th)	Big Ten Tournament
1998	Carol Bruggeman	29-30	8-16 (8th)	—
1999	Carol Bruggeman	30-26	9-14 (8th)	—
2000	Carol Bruggeman	33-28	6-10 (6th)	Big Ten Tournament
2001	Carol Bruggeman	34-24-1	9-11 (5th)	—
2002	Carol Bruggeman	33-26	3-14 (10th)	—
2003	Carol Bruggeman	34-27	5-13 (10th)	—
2004	Carol Bruggeman	32-25	5-14 (11th)	—
2005	Carol Bruggeman	34-24-1	10-10 (7th)	Big Ten Tournament
2006	Kim Maher	30-30	7-12 (9th)	—
2007	Kim Maher	33-32-1	10-9 (5th)	—
2008	Kim Maher	35-23	9-9 (5th)	NCAA Regionals
2009	Kim Maher	31-20	12-8 (6th)	NCAA Regional Champ. Gm
2010	Kim Maher	27-27	8-10 (6th)	—
2011	Kim Maher	30-18-2	8-9-1 (5th)	—

HISTORICAL DATES

- March 5, 1994 — Purdue softball plays its inaugural game against Canisius College
- March 6, 1994 — Purdue defeats UNC-Wilmington, 5-1, for the program's first win
- March 22, 1995 — Purdue defeats Miami (Ohio), 3-2, for the first win at the Varsity Softball Complex
- April 2, 1995 — Purdue defeats Iowa, 6-2, for the program's first Big Ten win
- April 8, 1997 — Purdue defeats No. 8 Michigan, 3-1, for its first ever win over an opponent ranked in the Top 10. The team also defeated No. 8 Michigan State twice that season (April 19, April 20).
- Feb. 7, 2009 — Purdue defeats No. 4 UCLA, marking the highest ranked foe ever defeated by the Boilermaker program.
- Feb. 10, 2009 — Purdue has received its first ever national ranking as the No. 23 team in the ESPN.com/USA Today Top 25 Poll.

MILESTONE WINS

- March 26, 1997 — #100: Purdue 3, Ball State 1
- March 31, 2000 — #200: Purdue 3, Michigan State 0
- March 26, 2003 — #300: Purdue 8, Loyola-Chicago 0
- April 1, 2006 — #400: Purdue 3, Penn State 1
- April 16, 2009 — #500: Purdue 7, Valparaiso 1
- Feb. 8, 2009 — Head coach Kim Maher's 100th win: Purdue 8, Pacific 1

PURDUE BY THE NUMBERS

- 1**
NFCA All-American
- 2**
NCAA Regional Appearances
- 5**
Academic All-Americans
- 15**
Number of no-hitters thrown by Purdue pitchers
- 18**
Number of seasons of Purdue softball
- 33**
Big Ten Player of the Week/
Pitcher of the Week/
Freshman of the Week selections
- 31**
All-Mideast Region Selections
- 38**
All-Big Ten selections
- 109**
Academic All-Big Ten selections
- 122**
Student-athletes who have played
in at least one Purdue game, 1994-2011
- 144**
Stolen bases during 2010 season;
setting school record and leading the nation
- 166**
games against ranked opponents
- 566**
Wins in program history

ALL-TIME ROSTER



— A —

Absher, Katie (OF) 2002-03-04-05
 Alcocer, Dana (P) 2008-09
 Alexander, Jenna (C/OF) 2007-08-09-10
 Allen, Kristen 2010
 Allum, Elizabeth (OF) 2007-08-09-10
 Antey, Shellie (C) 1994
 Austin, Nicole (UT) 2001

— B —

Baker, Brooke (P) 2004-05-06-07
 Barnett, Jenny (SS/3B) 1996-97-98-99
 Barr, Ashley (OF) 2007-08-09-10
 Billen, Kristin (1B) 1996-97-98-99
 Blades, Michelle (OF) 1994
 Blasnick, Jennifer (SS/DP) 1994-95-96-97
 Boland, Kristie (3B) 1996-97-98-99
 Bottino, Laura (SS) 1995, 97-98
 Bowles, Kirsten (1B) 1994-95-96
 Buegler, Cheryl (OF) 2003-04
 Burke, Leighann (P) 2000-01-02-03
 Burns, Melissa (P) 2005-06
 Butcher, Amy (2B) 2007-08

— C —

Chiodo, Tori (INF) 2011
 Cinadr, Beth (OF) 2008-09
Courtney, Ashley (INF) 2010-11
 Crabtree, Katie (3B/SS) 1999-00-01-02
 Crawford, Jacki (OF) 1995-96-97-98
 Crouse, Nicole (P) 1999-00-01-02
 Curtis, Candace (SS) 2006-07-08-09

— D —

Davie, Chrissy (OF) 1999-00-01-02
 Dennis, Kimberly (2B/3B) 1995-96
 Denny, Susan (C) 1994-95-96-97
 Deno, Jenny (P) 1995-96-97-98
 Devich, Lauren (INF) 2003-04-05-06
 DiDomenico, Ashley (P) 2007-08-09
 Dooley, Meagan (P) 1999-00-01-02
 Dum, Jamie (OF) 2004-05

— E —

Eberhardt, Traci (3B) 1995

— F —

Falzon, Staci (OF) 2003-04-05-06
Fletcher, Danielle (C/INF) 2011
 Fortune, Katie (1B/3B) 2004-05-06
 Foster, Heidi (1B) 2000-01-02-03
 Fountain, Stacy (UT) 1994
 Fridley, DeLayne (OF) 1994

— G —

Garst, Molly (OF) 2009-10-11
 Gingerich, Aimee 2010-11
 Grams, Sarah (P) 2007
Grant, Lauren (P/INF) 2011

— H —

Hackney, Katie (P) 2009-10-11
 Hall, Ashley (INF/OF) 2005-06-07-08
 Hall, Sara (C/DP) 2001-02
 Hauptert, Kelsey(1B) 2007-08
 Hendrix, Stephanie (OF) 1995
 Hensley, Briana (OF) 2000-01
 Hillsey, Andrea (2B/SS) 2002-03-04-05
 Hinderliter, Christine (UT) 1999
 Horiuchi, Liane (SS/2B) 2008*-09-10
 Hostetler, Karen (OF) 1994
 Humphrey, Sarah (SS) 1999

— I —

Inman, Crystal (P) 1997-98-99-00
 Ishida, Gina (UT) 1996
 Ishida, Joy (2B) 1999

— J —

Jackson, Deana (P) 1994
 Johnson, DaQueta (OF) 2004-05-06-07
 Jones, Jesse (3B/C) 2000-01-02-03

— K —

Killer, Sarah (P) 2007-08
 Knight, Angela (OF) 2001-02-03-04
 Kovanis, Courtney (OF) 2002-03
 Krammer, Shelby (C) 2008-09-10-11
 Krcelich, Tiffany (OF) 2005-06

— L —

LaRiva, Diana (P) 2003-04-05-06
 Lilley, Tricia (SS) 2003-04-05-06
 Lippold, Traci (OF) 2007

— M —

Maher, Danica (C) 1997-98-99-00
 Malsch, Valerie (OF) 1995
 Manduca, Nicci (C/OF) 1995-96
 Markert, Jenn (P) 1995-96
 Martin, Laura (1B/DP) 2000-01-02-03
 Martino, Jaime (P) 1995-96-97-98
 McMillan, Kim (INF) 2011
 Meister, Jody (OF) 1994-95-96-97
 Mercier, Sam (2B) 1996-97-98-99
 Messer, Shelli (P/3B) 2002-03-04-05
 Miller, Kelly (2B/SS) 2006-07-08-09
 Mitchell, Katie (INF) 2006-07-08-09
*Monchek, Maia (OF) 2010-11**
 Morfoot, Colleen (OF) 1994
 Morgan, Jessica (UT) 2010
Morgan, Kristin (INF/C) 2011
 Myers, Angie (1B/SS) 1994-95-96

— N —

Nice, Danika (2B) 1999-00-01
 Nixon, Shahara (OF) 1997-98-99-00

— P —

Palmer, Tara (C) 2005-06-07-08
Pavlick, MaryBeth (C) 2011
 Paxson, Jill (OF) 2000-01
 Peterson, Erika (C) 2004-05-06-07
Petruzzi, Erika (P/OF) 2010-11
 Pinter, Yvette (C/P) 1994
 Povlitz, Keely (C) 1998-99-00-01

— R —

Rains, Lindsey (OF) 2011
 Ranieri, Sarah (INF) 2011
 Rice, Julia (P) 2010-11
 Roembke, Angi (OF) 2000-01-02-03
 Roush, Andrea (OF/UT) 2000-01-02-03
 Rzegocki, Suzie (P) 2008-09-10-11

— S —

Schell, Kristen (C/1B) 2003-04-05-06
 Scheve, Sheryl (P) 1996-97-98
 Schoen, Jenny (OF) 1995-96-97-98
 Smart, Mandy (OF) 1996-97-98-99
 Spack, Alicia (INF/OF) 2007-08-09
 Stall, Tanya (OF) 1994-95-96-97
 Stanovsky, Lauren (INF) 2006
 Stone, Becky (1B/OF) 2003-04-05-06
 Stratten, Kaity (1B/DP) 2007-08-09
 Streed, Holly (2B) 2001
 Szany, Denise (DP/1B) 1998-99

— T —

Teranishi, Cheri (OF) 1994-95
 Tortorelli, Lynne (OF) 1998-99-00-01
 Trauger, Christina (OF) 2006-07-08-09

— V —

Varsho, Andie 2011

— W —

Wastl, Nicole (INF) 2005
 Whitmore, Shannon (1B) 1995-96

— Y —

Yates, Kayla (INF) 2010

— Z —

Zaworski, Catherine (C/OF) 2004-05-06-07

italics denotes on 2011 roster.

** - denotes redshirt year.*

Years listed are years in which a letter was earned.



ALL-TIME UNIFORM NUMBERS

1
 Lisa Chacon 1995
 Samantha Mercier 1996-97-98-99
 Angi Roembke 2000-01-02-03
 Katie Absher 2004-05
 Kelly Miller 2006-07-08-09

2
 Stephanie Hendrix 1995
 Gina Ishida 1996
 Laura Martin 2001*
 Ashley DiDomenico 2007-08-09
 Sarah Ranieri 2011

3
 Jennifer Blasnick 1994-95-96-97
 Danika Nice 1998-99-00-01
 Becky Stone 2003-04-05-06
 Suzie Rzegocki 2008-09-10-11

4
 Cheri Teranishi 1994-95
 Jaime Martino 1997-98
 Andrea Roush 1999-00-01-02-03
 Melissa Burns 2005-06
 Molly Garst 2009-10-11

5
 Karen Hostetler 1994
 Jacki Crawford 1995-96-97-98
 Meagan Dooley 1999-00-01-02
 Diana LaRiva 2003-04-05-06
 Ashley Barr 2007-08-09-10
 Lauren Grant 2011

6
 Laura Bottino 1995-96-97-98
 Nicole Crouse 1999-00-01-02
 Kristen Schell 2003-04-05-06
 Kaity Stratten 2007-08-09
 Erika Petruzzi 2010-11

7
 Jody Meister 1994-95-96-97
 Katie Crabtree 1999-00-01-02
 Tricia Lilley 2003-04-05-06
 Sarah Killer 2007-08
 Julia Rice 2010-2011

8
 Amy Butcher 2007-08
 Kristen Allen 2010

9
 Deana Jackson 1994
 Kimberly Dennis 1995-96
 Heidi Foster 2000-01-02-03
 Lauren Devich 2004-05-06
 Shelby Krammer 2008-09-10-11

10
 Jenny Schoen 1995-96-97-98
 Christine Hinderliter 1999
 Leighann Burke 2000-01-02-03
 Brooke Baker 2004-05-06-07
 Aimee Gingerich 2010-11

11
 DeLayne Fridley 1994
 Jenn Markert 1995-96
 Danica Maher 1997-98-99-00
 Sara Hall 2001-02-03
 Katie Fortune 2004-05-06
 Jenna Alexander 2007-08-09-10
 Lindsey Rains 2011

12
 Nicci Manduca 1995-96
 Chrissy Davie 1999-00-01-02
 Cheryl Buegler 2003-04
 Sarah Grams 2007
 Beth Cinadr 2008-09
 Kayla Yates 2010
 Kristin Morgan 2011

13
 Laura Martin 2000-01*-02-03
 Jamie Dum 2004-05
 Elizabeth Allum 2007-08-09-10

14
 Susan Denny 1994-95-96-97
 Joy Ishida 1999
 Holly Streed 2001
 Katie Absher 2002-03
 Christina Trauger 2006-07-08-09
 Maia Monchek 2010-11*

ALL-TIME UNIFORM NUMBERS



15
 Lynne Tortorelli 1998-99-00-01
 Shelli Messer 2002-03-04-05
 Katie Mitchell 2006-07-08-09
Andie Varsho 2011

17
 Tanya Stall 1994-95-96-97
 Keely Povlitz 1998-99-00-01
 Erika Peterson 2004-05-06-07
 Jessica Morgan 2010
 Kim McMillan 2011

20
 Michelle Blades 1994
 Valerie Malsch 1995
 Jenny Barnett 1996-97-98-99
 Staci Falzon 2003-04-05-06
 Alicia Spack 2007-08-09
Ashley Courtney 2010-11

21
 Angie Myers 1994-95-96
 Shahara "Skeeter" Nixon 1997-98-99-00
 Nicole Austin 2001
 Lauren Devich 2003
 Catherine Zaworski 2004-05-06-07
 Dana Alcocer 2008-09

22
 Sarah Humphrey 1999
 Briana Hensley 2000-01
 Courtney Kovanis 2002-03
 Tiffany Krcelich 2005-06
 Traci Lippold 2007
 Liane Horiuchi 2008-09-10
Tori Chiodo 2011

23
 Stacy Fountain 1994-95
 Mandy Smart 1996-97-98-99
 Angela Knight 2001-02-03-04
 Ashley Hall 2005-06-07-08
Katie Hackney 2009-10-11

24
 Traci Eberhardt 1995
 Kristie Boland 1996-97-98-99
 Jill Paxson 2000-01
 Andrea Hillsey 2002-03-04-05
 Candace Curtis 2006-07-08-09
MaryBeth Pavlick 2011

25
 Jenny Deno 1995-96-97-98
 Jessica Jones 2000-01-02-03
 DaQueta Johnson 2004-05-06-07
Danielle Fletcher 2011

26
 Nikki Patton 1994

27
 Yvette Pinter 1994
 Shannon Whitmore 1995
 Kristin Billen 1996-97-98-99
 Nicole Wastl 2005
 Lauren Stanovsky 2006
 Kelsey Hauptert 2007-08

31
 Kirsten Bowles 1994-95-96
 Crystal Inman 1997-98-99-00
 Tara Palmer 2005-06-07-08

33
 Shellie Antey 1994
 Sheryl Scheve 1995-96-97-98

44
 Jaime Martino 1995-96
 Denise Szany 1997-98-99

Inside the Numbers	
Uniform numbers issued	27
Purdue players	122
Most-worn uniform numbers	11, 14, 22
Total numbers on inaugural team	14



BIG TEN/NATIONAL HONORS

NFCA ALL-AMERICA
 2003 Andrea Hillsey 1st team 2B

ALL-MIDEAST REGION
 1994 Jennifer Blasnick 2nd team INF
 1995 Jenny Schoen 1st team OF
 1996 Susan Denny 1st team C
 Jennifer Blasnick 2nd team DP
 Sam Mercier 2nd team INF
 Angie Myers 2nd team UT
 1997 Sheryl Scheve 1st team P
 Jenny Schoen 1st team OF
 1998 Kristie Boland 2nd team INF
 Jenny Schoen 2nd team OF
 Denise Szany 2nd team UT
 1999 Katie Crabtree 1st team INF
 Sam Mercier 2nd team INF
 2000 Jesse Jones 1st team INF
 Katie Crabtree 2nd team INF
 2001 Andrea Roush 2nd team OF
 Heidi Foster 2nd team INF
 2002 Heidi Foster 2nd team 1B
 Angi Roembke 2nd team OF
 2003 Heidi Foster 1st team 1B
 Andrea Hillsey 1st team 2B
 2005 Andrea Hillsey 1st team 2B
 Shelli Messer 1st team 3B
 2007 Ashley Hall 1st team 3B
 Katie Mitchell 1st team DP
 2008 Candace Curtis 2nd team SS
 Ashley Hall 2nd team 3B
 Kelsey Hauptert 2nd team 1B
 Kelly Miller 2nd team 2B
 2010 Molly Garst 1st team 3B
 2011 Andie Varsho 1st team OF

ALL-BIG TEN
 1995 Susan Denny 2nd team C
 Jenny Schoen 2nd team OF
 1996 Jenn Markert 1st team P
 Sam Mercier 2nd team 2B
 Mandy Smart 2nd team OF
 1997 Jennifer Blasnick 1st team UT
 Jenny Schoen 1st team OF
 Sam Mercier 2nd team 2B
 Sheryl Scheve 2nd team P
 1998 Sam Mercier 2nd team INF
 Sheryl Scheve 2nd team P
 Denise Szany 2nd team UT
 1999 Sam Mercier 3rd team 2B
 2001 Katie Crabtree 1st team SS
 Heidi Foster 1st team 1B
 Andrea Roush 1st team OF
 2002 Angi Roembke 2nd team OF
 2003 Heidi Foster 3rd team 1B
 Jesse Jones 3rd team UT
 Andrea Hillsey 1st team 2B
 2004 Angela Knight 2nd team RF
 2005 Andrea Hillsey 2nd team 2B
 Shelli Messer 2nd team 3B
 2007 Ashley Hall 1st team 3B
 Katie Mitchell 1st team DP
 Brooke Baker 3rd team P
 2008 Jenna Alexander 3rd team C
 Kelly Miller 3rd team 2B
 Suzie Rzegocki 3rd team P
 2009 Liane Horiuchi 2nd team 3B
 Molly Garst 2nd team UT
 Jenna Alexander 3rd team C
 Suzie Rzegocki 3rd team P
 2010 Molly Garst 2nd Team 3B
 Liane Horiuchi 3rd Team SS

2011 Lindsey Rains 1st Team OF
 Lauren Grant 3rd Team UT
 Andie Varsho 3rd Team OF

GTE/VERIZON ACADEMIC ALL-AMERICA
 1998 Jenny Schoen, 1st team
 1999 Mandy Smart, 2nd team
 2001 Lynne Tortorelli, 3rd team
 2003 Andrea Hillsey, 3rd team

ESPN THE MAGAZINE ACADEMIC ALL-AMERICA
 2006 Tricia Lilley, 3rd team

ACADEMIC ALL-DISTRICT V
 1996 Jenny Schoen, 1st team
 1997 Susan Denny, 1st team
 1998 Jenny Schoen, 1st team
 1999 Mandy Smart, 1st team
 2001 Lynne Tortorelli, 1st team
 Leighann Burke, 1st team
 2003 Andrea Hillsey, 1st team
 Leighann Burke, 2nd team
 2004 Tricia Lilley, 1st team
 2006 Tricia Lilley, 1st team
 2007 Katie Mitchell, 1st team
 2009 Liane Horiuchi, 1st team
 Candace Curtis, 2nd team
 2010 Liane Horiuchi, 1st team
 2011 Molly Garst, 2nd team
 Shelby Krammer, 2nd team

ACADEMIC ALL-BIG TEN
 1994 Shelly Antey; Yvette Pinter
 1995 Jennifer Blasnick; Susan Denny
 Jody Meister; Cheri Teranishi
 1996 Jennifer Blasnick; Kim Dennis
 Jaime Martino; Jody Meister
 Jenny Schoen; Shannon Whitmore
 1997 Kristin Billen; Jennifer Blasnick
 Kristie Boland; Susan Denny
 Jaime Martino; Jody Meister
 Jenny Schoen; Mandy Smart
 1998 Kristin Billen; Kristie Boland
 Jacki Crawford; Jaime Martino
 Shahara Nixon; Jenny Schoen
 Mandy Smart
 1999 Kristin Billen; Danica Maher
 Mandy Smart; Lynne Tortorelli
 2000 Nicole Crouse; Crystal Inman
 Danica Maher; Danika Nice
 Shahara Nixon; Lynne Tortorelli
 2001 Leighann Burke; Nicole Crouse
 Danika Nice; Jill Paxson
 Lynne Tortorelli
 2002 Leighann Burke; Nicole Crouse
 Jesse Jones; Angela Knight
 Laura Martin
 2003 Katie Absher; Leighann Burke
 Andrea Hillsey; Jesse Jones
 Angela Knight; Shelli Messer
 2004 Katie Absher; Lauren Devich
 Andrea Hillsey; Angela Knight
 Diana LaRiva; Tricia Lilley
 Shelli Messer; Becky Stone
 2005 Katie Absher; Lauren Devich
 Jamie Dum; Andrea Hillsey
 Diana LaRiva; Tricia Lilley
 Shelli Messer; Erika Peterson
 Becky Stone; Catherine Zaworski
 2006 Lauren Devich; Diana LaRiva
 Tricia Lilley; Erika Peterson
 Becky Stone; Catherine Zaworski

2007 Candace Curtis; Katie Mitchell
 Erika Peterson; Catherine Zaworski
 2008 Jenna Alexander; Liz Allum
 Candace Curtis; Sarah Killer
 Katie Mitchell; Alicia Spack
 Kaity Stratten.
 2009 Jenna Alexander; Liz Allum
 Candace Curtis; Liane Horiuchi
 Shelby Krammer; Kelly Miller
 Katie Mitchell; Alicia Spack
 Kaity Stratten
 2010 Jenna Alexander; Liz Allum
 Molly Garst; Katie Hackney
 Liane Horiuchi; Shelby Krammer
 Ashley Courtney; Molly Garst
 2011 Katie Hackney; Shelby Krammer
 Erika Petruzzi; Suzie Rzegocki

BIG TEN PLAYER OF THE WEEK
 1997 April 13 Kristie Boland (3B)
 April 21 Jenn Blasnick (SS/DP)
 April 27 Jenny Schoen (CF)
 1999 April 20 Denise Szany (DP/1B)
 2002 March 6 Andrea Hillsey (2B)
 2003 March 25 Tricia Lilley (SS)
 2004 Feb. 24 DaQueta Johnson (OF)
 2005 Feb. 15 Andrea Hillsey (2B)
 Feb. 22 DaQueta Johnson (OF)
 March 14 Andrea Hillsey (2B)
 2006 Feb. 28 Tiffany Krcelich (OF)
 2007 April 16 Ashley Hall (3B)
 2008 April 7 Jenna Alexander (C)
 2009 May 11 Candace Curtis (SS)
 2010 May 3 Molly Garst (3B)
 2011 March 14 Andie Varsho (OF)

BIG TEN PITCHER OF THE WEEK
 1998 April 14 Sheryl Scheve
 2003 March 25 Leighann Burke
 2004 March 29 Brooke Baker
 2005 Feb. 15 Diana LaRiva
 March 14 Diana LaRiva
 April 25 Diana LaRiva
 2006 Feb. 14 Diana LaRiva
 2007 April 16 Brooke Baker
 2009 Feb. 9 Dana Alcocer
 March 9 Suzie Rzegocki
 2010 May 3 Suzie Rzegocki
 2011 Feb. 28 Suzie Rzegocki

BIG TEN FRESHMAN OF THE WEEK
 2011 Feb. 14 Andie Varsho (OF)
 Feb. 28 Kim McMillan (1B)
 March 14 Andie Varsho (OF)
 March 28 Andie Varsho (OF)
 April 18 Andie Varsho (OF)

BIG TEN SPORTSMANSHIP AWARD
 2003 Angi Roembke
 2004 Angela Knight
 2006 Becky Stone
 2007 Erika Peterson
 2008 Tara Palmer
 2010 Ashley Barr
 2011 Lindsey Rains

BIG TEN MEDAL OF HONOR
 2005 Andrea Hillsey

TEAM HONORS



MOST VALUABLE PLAYER

1994	Susan Denny	C
1995	Susan Denny	C
1996	Jenn Markert	P
1997	Sam Mercier	2B
	Sheryl Scheve	P
	Jenny Schoen	OF
1998	Sam Mercier	2B
1999	Sam Mercier	2B
	Denise Szany	UT
2000	Katie Crabtree	SS
2001	Katie Crabtree	SS
	Heidi Foster	1B
2002	Katie Crabtree	SS
	Angi Roembke	OF
	Andrea Hillsey	INF
2003	Andrea Hillsey	2B
2004	Angela Knight	OF
2005	Andrea Hillsey	2B
2007	Brooke Baker	P
2008	Candace Curtis	SS

BEST OFFENSIVE PLAYER

1994	Jennifer Blasnick	INF
1995	Susan Denny	C
	Jenny Schoen	OF
1996	Susan Denny	C
	Angie Myers	INF
1997	Jennifer Blasnick	INF
	Jenny Schoen	OF
1998	Sam Mercier	2B
	Denise Szany	UT
1999	Katie Crabtree	3B
	Denise Szany	UT
2000	Katie Crabtree	SS
2001	Katie Crabtree	SS
	Heidi Foster	1B
	Andrea Roush	OF
2002	Angi Roembke	OF
	Katie Crabtree	SS
2003	Andrea Hillsey	2B
2004	Tricia Lilley	SS
2005	Andrea Hillsey	2B
	Shelli Messer	3B

BEST DEFENSIVE PLAYER

1994	Angie Myers	INF
1995	Angie Myers	INF
1996	Sam Mercier	2B
1997	Sam Mercier	2B
1998	Shahara Nixon	OF
	Jenny Schoen	OF
	Mandy Smart	OF
1999	Sam Mercier	2B
2000	Heidi Foster	1B
2001	Lynne Tortorelli	OF
2002	Andrea Hillsey	INF
	Heidi Foster	1B
2003	Heidi Foster	1B
	Jesse Jones	3B/C
2004	Erika Peterson	C
2005	Andrea Hillsey	2B
	Erika Peterson	C

MOST OUTSTANDING PITCHER

1994	Deana Jackson
1995	Jenn Markert
1996	Jenn Markert
1997	Sheryl Scheve

1998	Sheryl Scheve
1999	Nicole Crouse
2000	Meagan Dooley
2001	Leighann Burke
2002	Nicole Crouse
2003	Leighann Burke
2004	Brooke Baker
	Diana LaRiva
2005	Brooke Baker
	Diana LaRiva

MOST IMPROVED PLAYER

1994	Kirsten Bowles	1B
	Jody Meister	OF
1995	Laura Bottino	SS
1996	Nicci Manduca	UT
1997	Jenny Deno	P
1998	Shahara Nixon	OF
1999	Lynne Tortorelli	OF
2000	Crystal Inman	P
2001	Angi Roembke	OF
2002	Angela Knight	OF
2003	Katie Absher	DP/OF
2004	Staci Falzon	OF
	Shelli Messer	3B
2005	Becky Stone	1B

MAKE-IT-HAPPEN AWARD

1994	Michelle Blades	OF
1995	Nicci Manduca	UT
1996	Angie Myers	INF
1997	Sam Mercier	2B
1998	Jacki Crawford	OF
1999	Kristin Billen	1B
2000	Shahara Nixon	OF
2001	Keely Povlitz	C
	Lynne Tortorelli	OF
2002	Jesse Jones	3B/C
2003	Angi Roembke	LF
2004	Angela Knight	RF
2005	Andrea Hillsey	2B

RED MACKAY AWARD

1994	Deana Jackson
1995	none
1996	Angie Myers
1997	Jody Meister
1998	Jaime Martino
1999	Kristen Billen
2000	Shahara Nixon
2001	Keely Povlitz
2002	Nicole Crouse
2003	Angi Roembke
2004	Angela Knight
2005	Andrea Hillsey

2007 TEAM AWARDS

Team Challenge Winners	Team Heart
	<i>Hauptert, Barr, Curtis, Stratten, Peterson</i>
Heart of a Champion	Catherine Zaworski
Coaches' Award	Tara Palmer
Unsung Hero	Erika Peterson
Hustle Award	Kelly Miller
Most Valuable Player	Brooke Baker

2008 TEAM AWARDS

Team Challenge Winners	Team Ferocity
	<i>Alcocer, Alexander, Barr, Palmer, Rzegocki</i>
Heart of a Champion	Kelly Miller
Coaches' Award	Sarah Killer
Unsung Hero	Tara Palmer
Hustle Award	Amy Butcher
Most Valuable Player	Candace Curtis

2009 TEAM AWARDS

Team Challenge Winners	Team Ikaika
	<i>Curtis, Horiuchi, Spack</i>
Heart of a Champion	Jenna Alexander
Coaches' Award	Alicia Spack
Unsung Hero	Liz Allum
Offensive MVP	Liane Horiuchi
Defensive MVP	Suzie Rzegocki

2010 TEAM AWARDS

Coaches' Award	Jenna Alexander
Heart of a Champion	Ashley Courtney
Hustle Award	Ashley Barr
Unsung Hero	Liz Allum
Golden Glove	Liane Horiuchi
Offensive MVP	Molly Garst
Defensive MVP	Suzie Rzegocki

2011 TEAM AWARDS

Coaches' Award	Lindsey Rains
Heart of a Champion	Ashley Courtney
Unsung Hero	MaryBeth Pavlick
Offensive MVP	Lindsey Rains;
	Andie Varsho
Defensive MVP	Suzie Rzegocki

BOILERMAKER TEAM CAPTAINS

1994	Michelle Blades	OF
	Deana Jackson	P
1995	Kirsten Bowles	INF
	Angie Myers	INF
	Tanya Stall	OF
1996	Kim Dennis	INF
	Nicci Manduca	UT
	Angie Myers	INF
1997	Susan Denny	C
	Sam Mercier	2B
	Jenny Schoen	OF
1998	Kristin Billen	1B
	Sam Mercier	2B
	Jenny Schoen	OF
1999	Kristin Billen	1B
	Sam Mercier	2B
2000	Danica Maher	C
	Shahara Nixon	OF
	Lynne Tortorelli	OF
2001	Katie Crabtree	SS
	Danika Nice	2B
	Lynne Tortorelli	OF
2002	Katie Crabtree	SS
	Jesse Jones	3B/C
2003	Heidi Foster	1B
	Andrea Hillsey	2B
	Jesse Jones	3B/C
2004	Andrea Hillsey	2B
	Angela Knight	OF
2005	Katie Absher	OF
	Andrea Hillsey	2B



ALL-TIME BATTERS REGISTER

Katie Absher • OF • L/R • Puyallup, Wash. • Cascade Christian High School

	<u>AVG</u>	<u>GP-GS</u>	<u>AB</u>	<u>R</u>	<u>H</u>	<u>2B</u>	<u>3B</u>	<u>HR</u>	<u>RBI</u>	<u>BB</u>	<u>SO</u>	<u>TB</u>	<u>SH</u>	<u>SF</u>	<u>HBP</u>	<u>SB-ATT</u>	<u>OBP</u>	<u>SLG</u>	<u>PO</u>	<u>A</u>	<u>E</u>	<u>FLD</u>
2002	.143	45-1	14	14	2	0	0	0	0	1	3	2	0	0	0	2-2	.200	.143	1	0	1	.500
2003	.214	50-6	28	7	6	0	0	0	0	0	12	6	1	0	0	6-8	.214	.214	1	0	0	1.000
2004	.221	57-54	136	18	30	0	0	0	3	8	21	30	10	0	0	10-12	.264	.221	43	5	5	.906
2005	.277	59-59	137	19	38	2	0	0	6	14	22	40	7	0	1	9-14	.349	.292	45	8	2	.964
Totals	.241	211-120	315	58	76	2	0	0	9	23	58	78	18	0	0	27-36	.278	.248	90	13	8	.928

Jenna Alexander • C/OF • R/R • Rancho Murieta, Calif. • Elk Grove High School

	<u>AVG</u>	<u>GP-GS</u>	<u>AB</u>	<u>R</u>	<u>H</u>	<u>2B</u>	<u>3B</u>	<u>HR</u>	<u>RBI</u>	<u>BB</u>	<u>SO</u>	<u>TB</u>	<u>SH</u>	<u>SF</u>	<u>HBP</u>	<u>SB-ATT</u>	<u>OBP</u>	<u>SLG</u>	<u>PO</u>	<u>A</u>	<u>E</u>	<u>FLD</u>
2007	.243	57-56	144	8	35	9	0	3	26	18	30	53	7	1	4	2-2	.341	.368	49	5	4	.931
2008	.268	48-45	97	9	26	6	0	2	7	10	9	38	9	1	9	0-0	.385	.392	198	24	6	.974
2009	.260	50-46	123	11	32	8	0	2	23	10	13	46	6	2	6	2-3	.340	.374	182	15	2	.990
2010	.268	54-54	142	19	38	6	0	5	27	24	11	59	8	2	11	6-7	.408	.415	293	30	2	.994
Totals	.259	209-201	506	47	131	29	0	12	83	62	63	196	30	6	30	10-12	.369	.387	722	74	14	.983

Kristen Allen • 2B • L/R • Arlington, Wash. • Arlington High School

	<u>AVG</u>	<u>GP-GS</u>	<u>AB</u>	<u>R</u>	<u>H</u>	<u>2B</u>	<u>3B</u>	<u>HR</u>	<u>RBI</u>	<u>BB</u>	<u>SO</u>	<u>TB</u>	<u>SH</u>	<u>SF</u>	<u>HBP</u>	<u>SB-ATT</u>	<u>OBP</u>	<u>SLG</u>	<u>PO</u>	<u>A</u>	<u>E</u>	<u>FLD</u>
2010	.188	45-40	101	21	19	2	1	2	9	13	24	29	7	0	1	7-8	.287	.287	164	49	9	.959

Elizabeth Allum • OF • R/R • College Station, Texas. • A&M Consolidated High School

	<u>AVG</u>	<u>GP-GS</u>	<u>AB</u>	<u>R</u>	<u>H</u>	<u>2B</u>	<u>3B</u>	<u>HR</u>	<u>RBI</u>	<u>BB</u>	<u>SO</u>	<u>TB</u>	<u>SH</u>	<u>SF</u>	<u>HBP</u>	<u>SB-ATT</u>	<u>OBP</u>	<u>SLG</u>	<u>PO</u>	<u>A</u>	<u>E</u>	<u>FLD</u>
2007	.000	3-0	2	0	0	0	0	0	0	1	0	0	0	0	0	0-0	.333	.000	0	0	0	.000
2008	.000	6-2	6	0	0	0	0	0	0	0	1	0	1	0	0	0-0	.000	.000	3	0	0	1.000
2009	.000	5-0	5	0	0	0	0	0	0	0	3	0	0	0	0	0-0	.000	.000	0	0	0	.000
2010	.236	37-31	72	10	17	1	0	3	6	9	22	27	7	1	5	1-3	.356	.375	17	1	1	.947
Totals	.200	51-33	85	10	17	1	0	3	6	10	26	27	8	1	5	1-3	.317	.318	20	1	1	.955

Shellie Antey • C • R/R • Newburgh, Ind. • Castle High School

	<u>AVG</u>	<u>GP-GS</u>	<u>AB</u>	<u>R</u>	<u>H</u>	<u>2B</u>	<u>3B</u>	<u>HR</u>	<u>RBI</u>	<u>BB</u>	<u>SO</u>	<u>TB</u>	<u>SH</u>	<u>SF</u>	<u>HBP</u>	<u>SB-ATT</u>	<u>OBP</u>	<u>SLG</u>	<u>PO</u>	<u>A</u>	<u>E</u>	<u>FLD</u>
1994	.051	22	39	1	2	0	0	0	2	4	12	2	2	1	0	0-1	.136	.051	12	25	2	.949

Nicole Austin • UT • R/R • Martinsville, Ind. • Martinsville High School

	<u>AVG</u>	<u>GP-GS</u>	<u>AB</u>	<u>R</u>	<u>H</u>	<u>2B</u>	<u>3B</u>	<u>HR</u>	<u>RBI</u>	<u>BB</u>	<u>SO</u>	<u>TB</u>	<u>SH</u>	<u>SF</u>	<u>HBP</u>	<u>SB-ATT</u>	<u>OBP</u>	<u>SLG</u>	<u>PO</u>	<u>A</u>	<u>E</u>	<u>FLD</u>
2001	.125	42-12	32	8	4	0	0	0	2	1	10	4	1	0	1	7-10	.176	.125	17	22	2	.951

Jenny Barnett • SS/3B • R/R • Waterloo, Ind. • DeKalb High School

	<u>AVG</u>	<u>GP-GS</u>	<u>AB</u>	<u>R</u>	<u>H</u>	<u>2B</u>	<u>3B</u>	<u>HR</u>	<u>RBI</u>	<u>BB</u>	<u>SO</u>	<u>TB</u>	<u>SH</u>	<u>SF</u>	<u>HBP</u>	<u>SB-ATT</u>	<u>OBP</u>	<u>SLG</u>	<u>PO</u>	<u>A</u>	<u>E</u>	<u>FLD</u>
1996	.083	8-3	12	3	1	1	0	0	0	2	4	2	0	0	0	0-0	.214	.167	1	0	1	.500
1997	.196	34-18	51	5	10	0	0	0	1	4	15	10	0	0	0	0-0	.255	.196	20	40	5	.923
1998	.085	33-15	47	8	4	1	0	0	2	1	12	5	4	1	1	3-3	.120	.106	21	54	2	.974
1999	.232	53-51	138	19	32	7	1	1	20	7	35	44	2	1	2	7-7	.277	.319	60	148	29	.878
Totals	.190	128-87	248	35	47	9	1	1	23	14	66	61	6	2	3	10-10	.240	.246	102	242	37	.903

Ashley Barr • OF • L/R • Meridian, Idaho • Mountain View High School

	<u>AVG</u>	<u>GP-GS</u>	<u>AB</u>	<u>R</u>	<u>H</u>	<u>2B</u>	<u>3B</u>	<u>HR</u>	<u>RBI</u>	<u>BB</u>	<u>SO</u>	<u>TB</u>	<u>SH</u>	<u>SF</u>	<u>HBP</u>	<u>SB-ATT</u>	<u>OBP</u>	<u>SLG</u>	<u>PO</u>	<u>A</u>	<u>E</u>	<u>FLD</u>
2007	.246	65-60	175	27	43	4	0	0	11	12	44	47	13	0	1	11-15	.298	.269	60	5	4	.942
2008	.278	58-58	158	19	44	3	1	0	18	13	30	49	16	1	2	3-9	.339	.310	42	1	1	.977
2009	.211	48-45	123	15	26	2	0	0	7	9	29	28	6	1	1	8-9	.269	.228	39	1	2	.952
2010	.262	54-53	145	24	38	4	2	0	11	11	31	46	1	0	0	19-22	.314	.317	48	0	0	1.000
Totals	.251	225-216	601	85	151	13	3	0	47	45	134	170	36	2	4	41-55	.307	.283	189	7	7	.966

Kristin Billen • 1B • R/R • Manchester, Mo. • Parkway South High School

	<u>AVG</u>	<u>GP-GS</u>	<u>AB</u>	<u>R</u>	<u>H</u>	<u>2B</u>	<u>3B</u>	<u>HR</u>	<u>RBI</u>	<u>BB</u>	<u>SO</u>	<u>TB</u>	<u>SH</u>	<u>SF</u>	<u>HBP</u>	<u>SB-ATT</u>	<u>OBP</u>	<u>SLG</u>	<u>PO</u>	<u>A</u>	<u>E</u>	<u>FLD</u>
1996	.315	46-44	108	13	34	1	0	1	17	12	10	38	11	1	1	2-2	.385	.352	120	52	11	.940
1997	.211	66-66	166	10	35	6	0	1	18	12	18	44	12	0	0	0-1	.264	.265	423	36	10	.979
1998	.252	59-59	163	12	41	6	2	2	18	7	23	57	7	1	2	1-1	.289	.350	349	32	8	.979
1999	.288	50-50	153	12	44	5	0	0	23	8	16	49	5	2	1	0-0	.323	.320	479	26	11	.979
Totals	.261	221-219	590	47	154	18	2	4	76	39	67	188	35	4	4	3-4	.309	.319	1371	146	40	.974

Michelle Blades • OF • R/R • Bunker Hill, Ind. • Maconaquah High School

	<u>AVG</u>	<u>GP-GS</u>	<u>AB</u>	<u>R</u>	<u>H</u>	<u>2B</u>	<u>3B</u>	<u>HR</u>	<u>RBI</u>	<u>BB</u>	<u>SO</u>	<u>TB</u>	<u>SH</u>	<u>SF</u>	<u>HBP</u>	<u>SB-ATT</u>	<u>OBP</u>	<u>SLG</u>	<u>PO</u>	<u>A</u>	<u>E</u>	<u>FLD</u>
1994	.294	39	109	15	32	4	2	0	14	10	12	40	4	0	0	8-10	.353	.367	69	1	3	.959

Jennifer Blasnick • SS/DP • R/R • Whittier, Calif. • Pioneer High School

	<u>AVG</u>	<u>GP-GS</u>	<u>AB</u>	<u>R</u>	<u>H</u>	<u>2B</u>	<u>3B</u>	<u>HR</u>	<u>RBI</u>	<u>BB</u>	<u>SO</u>	<u>TB</u>	<u>SH</u>	<u>SF</u>	<u>HBP</u>	<u>SB-ATT</u>	<u>OBP</u>	<u>SLG</u>	<u>PO</u>	<u>A</u>	<u>E</u>	<u>FLD</u>
1994	.362	39	116	21	42	7	7	1	26	8	14	66	3	2	1	4-4	.402	.569	98	55	9	.944
1995	.255	54-52	157	11	40	11	1	2	19	13	18	59	2	3	0	4-6	.306	.376	127	70	19	.912
1996	.327	53-52	162	33	53	10	1	2	19	8	20	71	3	2	1	6-6	.358	.438	48	48	10	.906
1997	.342	66-62	193	24	66	12	1	6	27	10	24	98	2	1	1	7-10	.376	.508	8	6	1	.933
Totals	.320	212-166	628	89	201	40	10	11	91	39	76	294	10	8	3	21-26	.358	.468	372	179	39	.934

ALL-TIME BATTERS REGISTER



Kristie Boland • 3B • R/R • Valparaiso, Ind. • Valparaiso High School

	AVG	GP-GS	AB	R	H	2B	3B	HR	RBI	BB	SO	TB	SH	SF	HBP	SB-ATT	OBP	SLG	PO	A	E	FLD
1996	.206	40-33	102	10	21	4	0	2	14	6	15	31	0	1	1	1-3	.255	.304	16	36	10	.839
1997	.311	59-53	151	15	47	5	1	5	29	11	23	69	3	0	5	2-3	.377	.457	41	94	18	.882
1998	.303	54-51	132	24	40	3	3	4	21	21	18	61	3	1	1	3-3	.400	.462	38	100	6	.958
1999	.241	17-6	29	1	7	1	0	0	4	1	6	8	1	0	2	0-0	.313	.276	0	0	0	—
Totals	.278	170-143	414	50	115	13	4	11	68	39	62	169	7	2	9	6-9	.351	.408	95	230	34	.905

Laura Bottino • SS • Joliet, Ill. • Central High School

	AVG	GP-GS	AB	R	H	2B	3B	HR	RBI	BB	SO	TB	SH	SF	HBP	SB-ATT	OBP	SLG	PO	A	E	FLD
1995	.248	46-41	113	19	28	8	1	0	8	5	17	38	5	0	0	0-0	.280	.336	73	100	18	.906
1997	.263	63-59	156	22	41	6	1	2	17	13	27	55	6	1	0	1-3	.318	.353	99	115	14	.939
1998	.215	59-57	158	16	34	7	4	1	15	7	26	52	10	0	0	4-7	.248	.329	100	112	18	.922
Totals	.241	168-157	427	57	103	21	6	3	40	25	70	145	21	1	0	5-10	.283	.340	272	327	50	.923

Kirsten Bowles • 1B • L/L • Hobart, Ind. • Hobart High School

	AVG	GP-GS	AB	R	H	2B	3B	HR	RBI	BB	SO	TB	SH	SF	HBP	SB-ATT	OBP	SLG	PO	A	E	FLD
1994	.342	38	114	15	39	9	1	0	22	3	17	50	4	1	1	3-5	.361	.439	235	13	3	.988
1995	.226	23-17	53	3	12	3	0	0	8	3	9	15	1	0	0	0-0	.268	.283	78	4	3	.965
1996	.083	8-2	12	0	1	0	0	0	3	0	1	1	0	0	0	0-0	.083	.083	15	0	0	1.000
Totals	.291	69-19	179	18	52	12	1	0	33	6	27	66	5	1	1	3-5	.316	.369	328	17	6	.983

Cheryl Buergler • OF • R/R • Hobart, Ind. • Portage High School

	AVG	GP-GS	AB	R	H	2B	3B	HR	RBI	BB	SO	TB	SH	SF	HBP	SB-ATT	OBP	SLG	PO	A	E	FLD
2003	.750	31-0	4	6	3	1	0	0	1	0	1	4	0	0	0	1-1	.750	1.000	2	0	0	1.000
2004	.235	42-6	17	5	4	0	0	0	3	1	5	4	1	0	0	1-2	.278	.235	7	0	1	.875
Totals	.333	73-6	21	11	7	1	0	0	4	1	6	8	1	0	0	2-3	.381	.364	9	0	1	.900

Leighann Burke • P • L/L • Lafayette, Ind. • Jefferson High School

	AVG	GP-GS	AB	R	H	2B	3B	HR	RBI	BB	SO	TB	SH	SF	HBP	SB-ATT	OBP	SLG	PO	A	E	FLD
2002	.000	1-0	0	0	0	0	0	0	0	0	0	0	1	0	0	0-0	.000	.000	1	57	0	1.000
2003	1.000	49-34	1	0	1	0	0	0	0	0	0	1	0	0	0	0-0	1.000	.000	2	48	0	1.000
Totals	1.000	50-34	1	0	1	0	0	0	0	0	0	1	1	0	0-0	1.000	.000	3	105	0	1.000	

Amy Butcher • 2B • L/R • Decatur, Ind. • Belmont High School

	AVG	GP-GS	AB	R	H	2B	3B	HR	RBI	BB	SO	TB	SH	SF	HBP	SB-ATT	OBP	SLG	PO	A	E	FLD
2007	.000	34-0	0	15	0	0	0	0	0	0	0	0	0	0	1	4-7	1.000	.000	0	0	0	.000
2008	.000	31-0	1	11	0	0	0	0	0	1	0	0	1	0	0	1-2	.500	.000	0	0	0	.000
Totals	.000	65-0	1	26	0	0	0	0	0	1	0	0	1	0	1	5-9	.667	.000	0	0	0	.000

Tori Chiodo • 2B/3B • L/R • Sylmar, Calif. • Kennedy High School

	AVG	GP-GS	AB	R	H	2B	3B	HR	RBI	BB	SO	TB	SH	SF	HBP	SB-ATT	OBP	SLG	PO	A	E	FLD
2011	.288	49-48	118	25	34	6	1	1	15	17	26	45	4	0	0	6-8	.378	.381	40	101	19	.881

Beth Cinadr • OF • L/L • Hudson, Ohio • Hudson High School

	AVG	GP-GS	AB	R	H	2B	3B	HR	RBI	BB	SO	TB	SH	SF	HBP	SB-ATT	OBP	SLG	PO	A	E	FLD
2008	.231	50-48	130	24	30	7	1	3	21	17	48	48	2	1	6	2-2	.344	.369	41	3	3	.936
2009	.230	48-40	113	15	26	5	0	3	15	9	36	40	7	2	9	6-6	.331	.354	26	1	0	1.000
Totals	.230	98-88	243	39	56	12	1	6	36	26	84	88	9	3	15	8-8	.338	.362	67	4	3	.959

Ashley Courtney • INF • R/R • Lafayette, Ind. • Harrison High School

	AVG	GP-GS	AB	R	H	2B	3B	HR	RBI	BB	SO	TB	SH	SF	HBP	SB-ATT	OBP	SLG	PO	A	E	FLD
2010	.253	36-32	95	13	24	9	0	2	15	8	16	39	7	1	0	3-3	.308	.411	127	49	12	.936
2011	.210	50-50	100	13	21	4	1	0	6	3	11	27	3	0	2	1-1	.248	.270	110	93	11	.949
Totals	.231	86-82	195	26	45	13	1	2	21	11	27	66	10	1	2	4-4	.278	.338	237	142	23	.943

Katie Crabtree • 3B/SS • R/R • Bloomington, Ill. • Bloomington High School

	AVG	GP-GS	AB	R	H	2B	3B	HR	RBI	BB	SO	TB	SH	SF	HBP	SB-ATT	OBP	SLG	PO	A	E	FLD
1999	.318	56-56	176	33	56	9	4	3	22	5	32	82	6	1	0	25-27	.335	.466	41	148	17	.917
2000	.332	61-61	196	29	65	12	4	12	33	14	35	121	1	1	1	9-12	.377	.617	76	175	16	.940
2001	.342	59-59	184	33	63	18	2	5	24	16	12	100	5	0	1	13-15	.398	.543	78	189	24	.918
2002	.343	59-59	207	43	71	11	2	12	41	9	19	122	0	0	0	14-14	.370	.589	84	169	25	.910
Totals	.334	235-235	763	138	255	50	12	32	120	44	98	425	12	2	2	61-68	.371	.557	279	681	82	.921

Jacki Crawford • OF • L/R • Grass Lake, Mich. • Chelsea High School

	AVG	GP-GS	AB	R	H	2B	3B	HR	RBI	BB	SO	TB	SH	SF	HBP	SB-ATT	OBP	SLG	PO	A	E	FLD
1995	—	29-0	0	8	0	0	0	0	0	0	0	0	0	0	0	1-2	—	—	0	0	0	—
1996	.000	16-0	1	3	0	0	0	0	0	0	0	0	0	0	0	2-3	.000	.000	0	0	0	—
1997	.000	20-0	1	6	0	0	0	0	0	0	1	0	0	0	0	0-0	.000	.000	0	0	0	—
1998	.308	41-0	13	12	4	0	0	0	0	0	5	4	0	0	0	0-2	.308	.308	0	0	0	—
Totals	.267	106-0	15	29	4	0	0	0	0	0	6	4	0	0	0	3-7	.267	.267	0	0	0	—



ALL-TIME BATTERS REGISTER

Candace Curtis • SS • R/R • Danville, Calif. • Carondelet High School

	AVG	GP-GS	AB	R	H	2B	3B	HR	RBI	BB	SO	TB	SH	SF	HBP	SB-ATT	OBP	SLG	PO	A	E	FLD
2006	.071	14-11	28	2	2	0	0	0	1	3	8	2	2	0	0	1-2	.161	.071	10	10	6	.769
2007	.281	61-58	171	22	48	10	1	6	35	20	30	78	16	1	1	9-10	.358	.456	87	165	24	.913
2008	.333	58-58	165	25	55	10	0	11	44	27	33	98	10	1	2	3-3	.431	.594	95	126	13	.944
2009	.299	51-51	167	24	50	14	1	2	32	13	34	72	5	3	0	6-7	.344	.431	66	102	15	.918
Totals	.292	184-178	531	73	155	34	2	19	112	63	105	250	33	5	3	19-22	.367	.471	258	403	58	.919

Chrissy Davie • OF • L/L • Westlake Village, Calif. • Agoura High School

	AVG	GP-GS	AB	R	H	2B	3B	HR	RBI	BB	SO	TB	SH	SF	HBP	SB-ATT	OBP	SLG	PO	A	E	FLD
1999	.252	49-42	131	13	33	4	2	1	18	6	23	44	1	0	2	4-6	.295	.336	22	4	1	.963
2000	.217	61-59	180	11	39	5	0	2	20	1	26	50	9	0	3	1-1	.234	.278	39	4	0	1.000
2001	.169	34-24	65	4	11	1	0	0	2	6	15	12	2	0	1	2-3	.250	.185	53	6	1	.983
2002	.100	5-5	10	0	1	0	0	0	1	1	1	1	0	0	1	0-0	.250	.100	1	0	0	1.000
Totals	.218	149-130	386	28	84	10	2	3	41	14	65	107	12	0	7	7-10	.258	.277	115	14	2	.985

Kimberly Dennis • 2B/3B • Kokomo, Ind. • Western High School

	AVG	GP-GS	AB	R	H	2B	3B	HR	RBI	BB	SO	TB	SH	SF	HBP	SB-ATT	OBP	SLG	PO	A	E	FLD
1995	.193	52-50	135	12	26	4	1	1	5	11	17	35	2	0	2	3-4	.264	.259	73	99	11	.940
1996	.206	32-28	68	5	14	3	0	0	10	7	17	17	3	1	0	2-2	.276	.250	42	40	6	.932
Totals	.197	84-68	203	17	40	7	1	1	15	18	34	52	5	1	2	5-6	.268	.256	115	139	17	.937

Susan Denny • C • R/R • Garden Grove, Calif. • Pacifica High School

	AVG	GP-GS	AB	R	H	2B	3B	HR	RBI	BB	SO	TB	SH	SF	HBP	SB-ATT	OBP	SLG	PO	A	E	FLD
1994	.353	39	119	28	42	11	4	4	26	12	7	73	0	5	1	2-3	.401	.613	88	28	2	.983
1995	.390	54-54	164	12	64	13	0	3	38	10	9	86	4	7	3	1-1	.418	.524	204	34	4	.983
1996	.324	50-45	145	9	47	5	2	1	19	7	12	59	0	3	3	2-2	.361	.407	255	33	2	.993
1997	.254	62-62	169	5	43	11	0	1	19	13	20	57	2	1	1	0-1	.310	.337	291	41	5	.985
Totals	.328	205-161	597	54	196	40	6	9	102	42	48	275	6	16	8	5-7	.371	.461	838	136	13	.987

Lauren Devich • INF • R/R • Bloomington, Ind. • Bloomington High School

	AVG	GP-GS	AB	R	H	2B	3B	HR	RBI	BB	SO	TB	SH	SF	HBP	SB-ATT	OBP	SLG	PO	A	E	FLD
2003	.297	33-21	64	5	19	3	0	0	5	2	16	22	3	1	0	1-1	.313	.344	27	39	6	.917
2004	.206	50-35	107	9	22	7	0	1	9	7	16	32	6	0	1	2-3	.261	.299	85	48	6	.957
2005	.169	37-22	65	2	11	2	0	0	7	6	15	13	3	0	1	1-1	.250	.200	2	3	1	.833
2006	.163	45-37	104	9	17	4	0	1	8	4	28	24	5	0	1	2-2	.202	.231	89	69	12	.929
Totals	.203	165-115	340	25	69	16	0	2	29	19	75	91	17	1	3	6-7	.251	.268	203	159	25	.935

Ashley DiDomenico • P • R/R • Youngstown, Ohio • Boardman/Santa Fe CC

	AVG	GP-GS	AB	R	H	2B	3B	HR	RBI	BB	SO	TB	SH	SF	HBP	SB-ATT	OBP	SLG	PO	A	E	FLD
2009	.000	1-0	1	0	0	0	0	0	0	0	1	0	0	0	0	0-0	.000	.000	1	5	1	.857

Meagan Dooley • P • R/R • Phoenix, Ariz. • Mountain Pointe High School

	AVG	GP-GS	AB	R	H	2B	3B	HR	RBI	BB	SO	TB	SH	SF	HBP	SB-ATT	OBP	SLG	PO	A	E	FLD
1999	.000	2-0	1	0	0	0	0	0	0	0	0	0	0	0	0	0-0	.000	.000	1	61	3	.954
2000	.000	1-1	2	0	0	0	0	0	0	0	1	0	0	0	0	0-0	.000	.000	2	52	4	.931
2001	.000	2-1	4	0	0	0	0	0	0	0	2	0	0	0	0	0-0	.000	.000	1	23	3	.889
2002	.000	2-0	1	0	0	0	0	0	0	1	0	0	0	0	0	0-0	.500	.000	1	18	0	1.000
Totals	.000	7-2	8	0	0	0	0	0	0	1	3	0	0	0	0	0-0	.111	.000	5	154	10	.940

Jamie Dum • OF • R/R • Indianapolis, Ind. • North Central High School

	AVG	GP-GS	AB	R	H	2B	3B	HR	RBI	BB	SO	TB	SH	SF	HBP	SB-ATT	OBP	SLG	PO	A	E	FLD
2004	.000	42-0	1	8	0	0	0	0	0	0	0	0	0	0	0	5-8	.000	.000	0	0	0	.000
2005	.000	43-0	1	13	0	0	0	0	0	1	0	0	1	0	0	2-5	.500	.000	0	0	0	.000
Totals	.000	85-0	2	21	0	0	0	0	0	1	0	0	1	0	0	7-13	.333	.000	0	0	0	.000

Traci Eberhardt • 3B • R/R • Palos Heights, Ill. • Mother McAuley High School

	AVG	GP-GS	AB	R	H	2B	3B	HR	RBI	BB	SO	TB	SH	SF	HBP	SB-ATT	OBP	SLG	PO	A	E	FLD
1995	.143	8-1	14	2	2	0	0	0	0	2	1	2	0	0	0	0-0	.250	.143	1	4	0	1.000

Staci Falzon • OF • L/L • Carlsbad, Calif. • La Costa Canyon High School

	AVG	GP-GS	AB	R	H	2B	3B	HR	RBI	BB	SO	TB	SH	SF	HBP	SB-ATT	OBP	SLG	PO	A	E	FLD
2003	.364	40-20	55	17	20	4	3	0	15	7	10	30	2	0	0	3-5	.435	.545	6	0	0	1.000
2004	.331	53-43	145	29	48	12	1	3	12	5	23	71	1	0	1	14-14	.358	.490	29	3	2	.941
2005	.293	57-55	167	31	49	10	4	0	17	11	41	67	4	1	1	6-7	.339	.401	54	0	1	.982
2006	.291	60-60	189	35	55	8	2	2	18	22	36	73	9	1	1	14-21	.366	.386	67	9	0	1.000
Totals	.309	210-178	556	112	172	34	10	5	62	45	110	241	16	2	3	37-47	.363	.433	156	12	3	.982

Danielle Fletcher • C • R/R • Moor Park, Calif. • Grace Brethren High School

	AVG	GP-GS	AB	R	H	2B	3B	HR	RBI	BB	SO	TB	SH	SF	HBP	SB-ATT	OBP	SLG	PO	A	E	FLD
2011	.257	42-37	113	15	29	7	1	5	22	2	24	53	3	0	1	0-1	.276	.469	81	20	5	.953

ALL-TIME BATTERS REGISTER



Katie Fortune • 1B/3B • R/R • Kingwood, Texas • Kingwood High School

	<u>AVG</u>	<u>GP-GS</u>	<u>AB</u>	<u>R</u>	<u>H</u>	<u>2B</u>	<u>3B</u>	<u>HR</u>	<u>RBI</u>	<u>BB</u>	<u>SO</u>	<u>TB</u>	<u>SH</u>	<u>SF</u>	<u>HBP</u>	<u>SB-ATT</u>	<u>OBP</u>	<u>SLG</u>	<u>PO</u>	<u>A</u>	<u>E</u>	<u>FLD</u>
2004	.163	50-43	86	8	14	3	0	0	4	12	31	17	3	0	2	1-1	.280	.198	181	15	3	.985
2005	.173	34-33	75	4	13	2	0	2	12	10	21	21	6	2	2	1-1	.281	.281	189	10	2	.990
2006	.286	5-2	7	0	2	0	0	0	0	0	3	2	0	0	0	0-0	.286	.286	0	0	0	.000
Totals	.172	89-78	169	12	29	5	0	2	16	22	55	40	9	2	4	2-2	.279	.237	370	25	5	.988

Heidi Foster • 1B • R/R • Santa Ana, Calif. • La Quinta High School

	<u>AVG</u>	<u>GP-GS</u>	<u>AB</u>	<u>R</u>	<u>H</u>	<u>2B</u>	<u>3B</u>	<u>HR</u>	<u>RBI</u>	<u>BB</u>	<u>SO</u>	<u>TB</u>	<u>SH</u>	<u>SF</u>	<u>HBP</u>	<u>SB-ATT</u>	<u>OBP</u>	<u>SLG</u>	<u>PO</u>	<u>A</u>	<u>E</u>	<u>FLD</u>
2000	.281	61-61	185	9	52	5	0	5	22	17	36	72	5	0	0	1-1	.342	.389	606	46	6	.991
2001	.298	54-54	168	13	50	9	0	8	25	11	26	83	0	1	0	1-1	.339	.494	535	34	4	.993
2002	.303	59-59	175	19	53	11	1	8	47	21	26	90	2	2	0	1-1	.374	.514	517	41	1	.998
2003	.322	61-61	174	29	56	17	0	11	53	30	44	106	1	4	1	3-5	.416	.609	389	36	2	.955
Totals	.301	235-235	702	70	211	42	1	32	147	79	132	351	8	7	1	6-8	.368	.500	2047	157	13	.994

Stacy Fountain • UT • R/R • Lafayette, Ind. • Jefferson High School

	<u>AVG</u>	<u>GP-GS</u>	<u>AB</u>	<u>R</u>	<u>H</u>	<u>2B</u>	<u>3B</u>	<u>HR</u>	<u>RBI</u>	<u>BB</u>	<u>SO</u>	<u>TB</u>	<u>SH</u>	<u>SF</u>	<u>HBP</u>	<u>SB-ATT</u>	<u>OBP</u>	<u>SLG</u>	<u>PO</u>	<u>A</u>	<u>E</u>	<u>FLD</u>
1994	.107	22	28	3	3	1	0	0	2	3	7	4	1	0	2	0-0	.242	.143	3	4	4	.636

DeLayne Fridley • OF • S/R • Middletown, Ind. • Shenandoah High School

	<u>AVG</u>	<u>GP-GS</u>	<u>AB</u>	<u>R</u>	<u>H</u>	<u>2B</u>	<u>3B</u>	<u>HR</u>	<u>RBI</u>	<u>BB</u>	<u>SO</u>	<u>TB</u>	<u>SH</u>	<u>SF</u>	<u>HBP</u>	<u>SB-ATT</u>	<u>OBP</u>	<u>SLG</u>	<u>PO</u>	<u>A</u>	<u>E</u>	<u>FLD</u>
1994	.125	15	16	2	2	0	0	0	0	0	5	2	0	0	0	0-0	.125	.125	7	0	0	1.000

Molly Garst • 3B/SS • L/R • Webb City, Mo. • Webb City High School

	<u>AVG</u>	<u>GP-GS</u>	<u>AB</u>	<u>R</u>	<u>H</u>	<u>2B</u>	<u>3B</u>	<u>HR</u>	<u>RBI</u>	<u>BB</u>	<u>SO</u>	<u>TB</u>	<u>SH</u>	<u>SF</u>	<u>HBP</u>	<u>SB-ATT</u>	<u>OBP</u>	<u>SLG</u>	<u>PO</u>	<u>A</u>	<u>E</u>	<u>FLD</u>
2009	.301	51-45	133	25	40	4	1	0	16	13	30	46	5	0	0	25-29	.363	.346	30	11	3	.932
2010	.391	54-54	174	40	68	17	3	2	25	13	17	97	3	2	5	43-49	.443	.557	56	125	19	.905
2011	.383	50-50	167	39	64	9	4	7	26	18	18	102	1	0	4	34-42	.455	.611	64	96	21	.884
Totals	.363	155-149	474	104	172	30	8	9	67	44	65	245	9	2	9	102-120	.425	.517	150	232	43	.899

Aimee Gingerich • OF • L/R • Goshen, Ind. • Northridge High School

	<u>AVG</u>	<u>GP-GS</u>	<u>AB</u>	<u>R</u>	<u>H</u>	<u>2B</u>	<u>3B</u>	<u>HR</u>	<u>RBI</u>	<u>BB</u>	<u>SO</u>	<u>TB</u>	<u>SH</u>	<u>SF</u>	<u>HBP</u>	<u>SB-ATT</u>	<u>OBP</u>	<u>SLG</u>	<u>PO</u>	<u>A</u>	<u>E</u>	<u>FLD</u>
2010	.261	43-24	46	13	12	2	0	0	4	0	12	14	0	0	0	1-4	.261	.304	17	3	0	1.000
2011	.188	34-9	16	10	3	1	0	0	1	0	2	4	1	0	0	3-4	.188	.250	10	0	0	1.000
Totals	.242	77-33	62	23	15	3	0	0	5	0	14	18	1	0	0	4-8	.242	.290	27	3	0	1.000

Lauren Grant • P/1B/OF • L/L • Louisville, Ky. • DuPont Manual High School

	<u>AVG</u>	<u>GP-GS</u>	<u>AB</u>	<u>R</u>	<u>H</u>	<u>2B</u>	<u>3B</u>	<u>HR</u>	<u>RBI</u>	<u>BB</u>	<u>SO</u>	<u>TB</u>	<u>SH</u>	<u>SF</u>	<u>HBP</u>	<u>SB-ATT</u>	<u>OBP</u>	<u>SLG</u>	<u>PO</u>	<u>A</u>	<u>E</u>	<u>FLD</u>
2011	.250	34-27	72	9	18	5	0	2	10	6	20	29	0	0	1	0-2	.316	.403	115	4	3	.975

Katie Hackney • P • R/R • Huntington, Ind. • Huntington North High School

	<u>AVG</u>	<u>GP-GS</u>	<u>AB</u>	<u>R</u>	<u>H</u>	<u>2B</u>	<u>3B</u>	<u>HR</u>	<u>RBI</u>	<u>BB</u>	<u>SO</u>	<u>TB</u>	<u>SH</u>	<u>SF</u>	<u>HBP</u>	<u>SB-ATT</u>	<u>OBP</u>	<u>SLG</u>	<u>PO</u>	<u>A</u>	<u>E</u>	<u>FLD</u>
2009	.000	3-0	2	1	0	0	0	0	1	1	0	0	0	0	0	0-0	.333	.000	0	0	0	.000
2010	.167	10-2	12	1	2	0	0	0	1	2	4	2	0	0	0	0-0	.286	.167	9	2	0	1.000
2011	.167	6-1	6	1	1	0	0	0	1	1	2	1	0	0	1	0-0	.375	.167	1	14	1	.983
Totals	.150	19-3	20	3	3	0	0	0	3	4	6	3	0	0	1	0-0	.320	.150	10	16	1	.963

Ashley Hall • INF/OF • L/R • Noblesville, Ind. • Noblesville High School

	<u>AVG</u>	<u>GP-GS</u>	<u>AB</u>	<u>R</u>	<u>H</u>	<u>2B</u>	<u>3B</u>	<u>HR</u>	<u>RBI</u>	<u>BB</u>	<u>SO</u>	<u>TB</u>	<u>SH</u>	<u>SF</u>	<u>HBP</u>	<u>SB-ATT</u>	<u>OBP</u>	<u>SLG</u>	<u>PO</u>	<u>A</u>	<u>E</u>	<u>FLD</u>
2005	.116	38-11	43	12	5	0	0	0	3	0	16	5	3	1	0	5-7	.114	.116	5	3	0	1.000
2006	.330	34-32	112	24	37	1	1	0	10	7	21	40	4	1	1	20-21	.372	.357	60	63	15	.891
2007	.383	63-63	222	48	85	6	5	2	30	18	35	107	3	0	2	36-44	.434	.482	45	164	17	.925
2008	.298	47-47	161	36	48	2	8	0	16	8	28	66	4	0	2	8-11	.339	.410	41	92	13	.911
Totals	.325	182-153	538	120	175	9	14	2	59	33	100	218	14	2	5	69-83	.369	.405	151	322	45	.913

Sara Hall • C/DP • R/R • Bell Canyon, Calif. • Calabasas High School

	<u>AVG</u>	<u>GP-GS</u>	<u>AB</u>	<u>R</u>	<u>H</u>	<u>2B</u>	<u>3B</u>	<u>HR</u>	<u>RBI</u>	<u>BB</u>	<u>SO</u>	<u>TB</u>	<u>SH</u>	<u>SF</u>	<u>HBP</u>	<u>SB-ATT</u>	<u>OBP</u>	<u>SLG</u>	<u>PO</u>	<u>A</u>	<u>E</u>	<u>FLD</u>
2001	.218	52-37	124	4	27	5	0	3	13	3	20	41	6	1	0	0-0	.234	.331	63	15	1	.987
2002	.286	10-5	21	2	6	0	0	1	6	0	8	9	0	1	0	0-0	.273	.429	13	0	1	.929
Totals	.228	62-42	145	6	33	5	0	4	19	3	28	50	6	2	0	0-0	.240	.345	76	15	2	.978

Kelsey Hauptert • 1B • R/R • Olympia, Wash. • Black Hills High School

	<u>AVG</u>	<u>GP-GS</u>	<u>AB</u>	<u>R</u>	<u>H</u>	<u>2B</u>	<u>3B</u>	<u>HR</u>	<u>RBI</u>	<u>BB</u>	<u>SO</u>	<u>TB</u>	<u>SH</u>	<u>SF</u>	<u>HBP</u>	<u>SB-ATT</u>	<u>OBP</u>	<u>SLG</u>	<u>PO</u>	<u>A</u>	<u>E</u>	<u>FLD</u>
2007	.302	61-59	169	27	51	4	0	9	30	27	37	82	4	0	1	3-8	.401	.485	373	14	2	.995
2008	.323	42-41	124	14	40	9	0	7	24	9	21	70	3	1	1	0-1	.370	.565	189	40	3	.987
Totals	.311	103-100	293	41	91	13	0	16	54	36	58	152	7	1	2	3-9	.389	.519	562	54	5	.992

Stephanie Hendrix • OF • R/R • West Lafayette, Ind. • West Lafayette High School

	<u>AVG</u>	<u>GP-GS</u>	<u>AB</u>	<u>R</u>	<u>H</u>	<u>2B</u>	<u>3B</u>	<u>HR</u>	<u>RBI</u>	<u>BB</u>	<u>SO</u>	<u>TB</u>	<u>SH</u>	<u>SF</u>	<u>HBP</u>	<u>SB-ATT</u>	<u>OBP</u>	<u>SLG</u>	<u>PO</u>	<u>A</u>	<u>E</u>	<u>FLD</u>
1995	.000	15-1	5	2	0	0	0	0	0	0	3	0	0	0	0	0-2	.000	.000	0	0	0	—

Briana Hensley • OF • R/R • South Bend, Ind. • La Salle High School

	<u>AVG</u>	<u>GP-GS</u>	<u>AB</u>	<u>R</u>	<u>H</u>	<u>2B</u>	<u>3B</u>	<u>HR</u>	<u>RBI</u>	<u>BB</u>	<u>SO</u>	<u>TB</u>	<u>SH</u>	<u>SF</u>	<u>HBP</u>	<u>SB-ATT</u>	<u>OBP</u>	
--	------------	--------------	-----------	----------	----------	-----------	-----------	-----------	------------	-----------	-----------	-----------	-----------	-----------	------------	---------------	------------	--



ALL-TIME BATTERS REGISTER

Andrea Hillsey • 2B/SS • R/R • White Lake, Mich. • Waterford Kettering High School

	<u>AVG</u>	<u>GP-GS</u>	<u>AB</u>	<u>R</u>	<u>H</u>	<u>2B</u>	<u>3B</u>	<u>HR</u>	<u>RBI</u>	<u>BB</u>	<u>SO</u>	<u>TB</u>	<u>SH</u>	<u>SF</u>	<u>HBP</u>	<u>SB-ATT</u>	<u>OBP</u>	<u>SLG</u>	<u>PO</u>	<u>A</u>	<u>E</u>	<u>FLD</u>
2002	.340	59-59	159	33	54	8	0	0	15	24	11	62	14	2	7	8-10	.443	.390	117	122	4	.984
2003	.454	61-61	163	49	74	11	4	6	39	40	16	111	8	1	2	19-21	.563	.681	121	84	4	.981
2004	.280	27-27	82	14	23	1	0	1	18	12	10	27	2	1	1	11-11	.375	.329	82	36	2	.983
2005	.373	59-59	158	44	59	15	1	9	32	40	7	103	6	2	4	6-10	.505	.652	132	100	0	1.000
Totals	.374	206-206	562	140	210	35	5	16	104	116	44	303	30	6	14	44-52	.487	.539	452	342	10	.988

Christine Hinderliter • UT • R/R • North Torawanda, N.Y. • Niagara-Wheatfield High School

	<u>AVG</u>	<u>GP-GS</u>	<u>AB</u>	<u>R</u>	<u>H</u>	<u>2B</u>	<u>3B</u>	<u>HR</u>	<u>RBI</u>	<u>BB</u>	<u>SO</u>	<u>TB</u>	<u>SH</u>	<u>SF</u>	<u>HBP</u>	<u>SB-ATT</u>	<u>OBP</u>	<u>SLG</u>	<u>PO</u>	<u>A</u>	<u>E</u>	<u>FLD</u>
1999	—	2-0	0	1	0	0	0	0	0	0	0	0	0	0	0	0-0	—	—	0	0	0	—

Liane Horiuchi • SS/2B • R/R • Wahiawa, Hawaii • Kamehameha High School

	<u>AVG</u>	<u>GP-GS</u>	<u>AB</u>	<u>R</u>	<u>H</u>	<u>2B</u>	<u>3B</u>	<u>HR</u>	<u>RBI</u>	<u>BB</u>	<u>SO</u>	<u>TB</u>	<u>SH</u>	<u>SF</u>	<u>HBP</u>	<u>SB-ATT</u>	<u>OBP</u>	<u>SLG</u>	<u>PO</u>	<u>A</u>	<u>E</u>	<u>FLD</u>
2009	.348	51-51	141	43	49	13	4	6	25	23	21	88	8	1	21	42-42	.500	.624	72	116	13	.935
2010	.264	52-52	140	42	37	5	6	5	22	25	39	69	15	1	8	43-46	.402	.493	85	120	7	.967
Totals	.306	103-103	281	85	86	18	10	11	47	48	60	157	23	2	29	85-88	.453	.559	157	236	20	.952

Karen Hostetler • OF • S/R • Elkhart, Ind. • Elkhart Central High School

	<u>AVG</u>	<u>GP-GS</u>	<u>AB</u>	<u>R</u>	<u>H</u>	<u>2B</u>	<u>3B</u>	<u>HR</u>	<u>RBI</u>	<u>BB</u>	<u>SO</u>	<u>TB</u>	<u>SH</u>	<u>SF</u>	<u>HBP</u>	<u>SB-ATT</u>	<u>OBP</u>	<u>SLG</u>	<u>PO</u>	<u>A</u>	<u>E</u>	<u>FLD</u>
1994	.213	35	75	8	16	1	0	0	9	6	8	17	5	2	0	4-6	.265	.227	18	1	4	.826

Sarah Humphrey • SS • R/R • Greenwood, Ind. • Center Grove High School

	<u>AVG</u>	<u>GP-GS</u>	<u>AB</u>	<u>R</u>	<u>H</u>	<u>2B</u>	<u>3B</u>	<u>HR</u>	<u>RBI</u>	<u>BB</u>	<u>SO</u>	<u>TB</u>	<u>SH</u>	<u>SF</u>	<u>HBP</u>	<u>SB-ATT</u>	<u>OBP</u>	<u>SLG</u>	<u>PO</u>	<u>A</u>	<u>E</u>	<u>FLD</u>
1999	.353	18-5	17	8	6	3	0	0	0	1	2	9	0	0	0	0-0	.389	.529	9	13	4	.846

Crystal Inman • P • R/R • Middletown, Ind. • Shenandoah High School

	<u>AVG</u>	<u>GP-GS</u>	<u>AB</u>	<u>R</u>	<u>H</u>	<u>2B</u>	<u>3B</u>	<u>HR</u>	<u>RBI</u>	<u>BB</u>	<u>SO</u>	<u>TB</u>	<u>SH</u>	<u>SF</u>	<u>HBP</u>	<u>SB-ATT</u>	<u>OBP</u>	<u>SLG</u>	<u>PO</u>	<u>A</u>	<u>E</u>	<u>FLD</u>
1997	.000	21-4	8	0	0	0	0	0	0	0	2	0	0	0	0	0-0	.000	.000	2	20	0	1.000
1998	.091	9-1	11	0	1	0	0	0	1	1	2	1	0	0	0	0-0	.167	.091	0	5	0	1.000
1999	.500	2-0	2	0	1	0	0	0	0	0	0	1	0	0	0	0-0	.500	.500	0	6	0	1.000
2000	.203	34-26	74	1	15	5	0	1	7	7	22	23	2	1	0	0-0	.268	.311	2	9	0	1.000
Totals	.179	66-31	95	1	17	5	0	1	8	8	26	25	2	1	0	0-0	.240	.263	4	40	0	1.000

Gina Ishida • UT • R/R • Honolulu, Hawaii • Iolani High School

	<u>AVG</u>	<u>GP-GS</u>	<u>AB</u>	<u>R</u>	<u>H</u>	<u>2B</u>	<u>3B</u>	<u>HR</u>	<u>RBI</u>	<u>BB</u>	<u>SO</u>	<u>TB</u>	<u>SH</u>	<u>SF</u>	<u>HBP</u>	<u>SB-ATT</u>	<u>OBP</u>	<u>SLG</u>	<u>PO</u>	<u>A</u>	<u>E</u>	<u>FLD</u>
1996	—	2-0	0	1	0	0	0	0	0	0	0	0	0	0	0	0-0	—	—	0	0	0	—

Joy Ishida • 2B • L/R • Honolulu, Hawaii • Iolani High School

	<u>AVG</u>	<u>GP-GS</u>	<u>AB</u>	<u>R</u>	<u>H</u>	<u>2B</u>	<u>3B</u>	<u>HR</u>	<u>RBI</u>	<u>BB</u>	<u>SO</u>	<u>TB</u>	<u>SH</u>	<u>SF</u>	<u>HBP</u>	<u>SB-ATT</u>	<u>OBP</u>	<u>SLG</u>	<u>PO</u>	<u>A</u>	<u>E</u>	<u>FLD</u>
1999	.000	43-0	4	15	0	0	0	0	0	1	1	0	0	0	0	3-3	.200	.000	0	0	0	—

Deana Jackson • P • R/R • Elkhart, Ind. • Elkhart Central High School

	<u>AVG</u>	<u>GP-GS</u>	<u>AB</u>	<u>R</u>	<u>H</u>	<u>2B</u>	<u>3B</u>	<u>HR</u>	<u>RBI</u>	<u>BB</u>	<u>SO</u>	<u>TB</u>	<u>SH</u>	<u>SF</u>	<u>HBP</u>	<u>SB-ATT</u>	<u>OBP</u>	<u>SLG</u>	<u>PO</u>	<u>A</u>	<u>E</u>	<u>FLD</u>
1994	.000	36-0	2	0	0	0	0	0	0	0	2	0	0	0	0	0-0	.000	.000	5	48	2	.964

DaQueta Johnson • OF • R/R • Ontario, Calif. • Don Lugo High School

	<u>AVG</u>	<u>GP-GS</u>	<u>AB</u>	<u>R</u>	<u>H</u>	<u>2B</u>	<u>3B</u>	<u>HR</u>	<u>RBI</u>	<u>BB</u>	<u>SO</u>	<u>TB</u>	<u>SH</u>	<u>SF</u>	<u>HBP</u>	<u>SB-ATT</u>	<u>OBP</u>	<u>SLG</u>	<u>PO</u>	<u>A</u>	<u>E</u>	<u>FLD</u>
2004	.241	40-38	108	11	26	6	0	7	28	7	28	53	0	0	4	0-0	.311	.491	15	3	1	.947
2005	.242	59-59	165	13	40	5	0	8	44	15	39	69	2	5	4	1-1	.312	.418	62	6	2	.971
2006	.294	60-60	170	15	50	10	1	10	46	10	28	92	9	1	3	2-2	.342	.541	32	4	3	.923
2007	.266	53-45	124	15	33	10	1	2	17	8	34	51	3	0	8	2-2	.350	.411	29	4	4	.892
Totals	.263	212-202	567	54	149	31	2	27	135	40	129	265	14	6	19	5-5	.329	.467	138	17	10	.939

Jesse Jones • 3B/C • R/R • Indianapolis, Ind. • Decatur Central High School

	<u>AVG</u>	<u>GP-GS</u>	<u>AB</u>	<u>R</u>	<u>H</u>	<u>2B</u>	<u>3B</u>	<u>HR</u>	<u>RBI</u>	<u>BB</u>	<u>SO</u>	<u>TB</u>	<u>SH</u>	<u>SF</u>	<u>HBP</u>	<u>SB-ATT</u>	<u>OBP</u>	<u>SLG</u>	<u>PO</u>	<u>A</u>	<u>E</u>	<u>FLD</u>
2000	.322	61-61	174	18	56	10	0	4	28	20	33	78	4	3	3	1-1	.395	.448	25	190	17	.927
2001	.253	59-58	170	7	43	7	1	2	22	16	33	58	2	1	2	0-1	.323	.341	48	184	17	.932
2002	.224	59-57	147	11	33	6	1	6	21	26	56	59	9	0	3	4-4	.352	.401	274	54	8	.976
2003	.314	59-59	156	19	49	9	1	6	44	33	40	78	3	5	3	3-4	.431	.500	211	94	4	.987
Totals	.280	238-235	647	55	181	32	3	18	115	95	162	273	18	9	11	8-10	.371	.422	558	522	46	.959

Angela Knight • OF • L/R • Granger, Ind. • Penn High School

	<u>AVG</u>	<u>GP-GS</u>	<u>AB</u>	<u>R</u>	<u>H</u>	<u>2B</u>	<u>3B</u>	<u>HR</u>	<u>RBI</u>	<u>BB</u>	<u>SO</u>	<u>TB</u>	<u>SH</u>	<u>SF</u>	<u>HBP</u>	<u>SB-ATT</u>	<u>OBP</u>	<u>SLG</u>	<u>PO</u>	<u>A</u>	<u>E</u>	<u>FLD</u>
2001	.000	42-1	6	11	0	0	0	0	0	2	3	0	0	0	1	3-5	.333	.000	3	0	0	1.000
2002	.248	56-53	129	17	32	3	0	0	11	9	28	35	9	0	3	4-6	.312	.271	23	3	2	.929
2003	.257	60-59	136	30	35	1	1	1	13	11	17	41	6	0	4	6-10	.331	.301	44	3	2	.959
2004	.327	57-57	168	31	55	6	4	1	15	11	22	72	10	0	8	11-13	.396	.429	50	1	3	.944
Totals	.282	173-169	433	78	122	10	5	2	39	31	67	148	25	0	15	21-29	.351	.342	117	7	7	.947

Courtney Kovanis • OF • R/R • Atlanta, Ga. • Wesleyan High School

	<u>AVG</u>	<u>GP-GS</u>	<u>AB</u>	<u>R</u>	<u>H</u>	<u>2B</u>	<u>3B</u>	<u>HR</u>	<u>RBI</u>	<u>BB</u>	<u>SO</u>	<u>TB</u>	<u>SH</u>	<u>SF</u>	<u>HBP</u>	<u>SB-ATT</u>	<u>OBP</u>	<u>SLG</u>	<u>PO</u>	<u>A</u>	<u>E</u>	<u>FLD</u>
2002	.000	26-0	1	10	0	0	0	0	0	0	0	0	0	0	0	0-0	.000	.000	1	0	1	.500
2003	.000	22-0	1	6	0	0	0	0	0	0	0	0	0	0	0	2-2	.000	.000	0	0		

ALL-TIME BATTERS REGISTER



Shelby Krammer • C • R/R • Wildwood, Mo. • Lafayette High School

	AVG	GP-GS	AB	R	H	2B	3B	HR	RBI	BB	SO	TB	SH	SF	HBP	SB-ATT	OBP	SLG	PO	A	E	FLD
2008	.105	13-6	19	0	2	0	0	0	1	6	4	2	0	0	0	0-0	.320	.105	41	1	1	.977
2009	.250	25-21	64	4	16	3	1	0	4	1	19	21	6	0	0	0-0	.262	.328	74	5	1	.988
2010	.218	41-40	110	5	24	4	1	4	13	2	22	42	9	0	0	2-2	.232	.382	215	7	6	.974
2011	.276	44-42	116	14	32	6	0	7	31	7	31	59	4	1	3	1-1	.331	.509	163	16	2	.989
Totals	.239	123-109	309	23	74	13	2	11	49	16	76	124	19	1	3	3-3	.283	.401	493	29	10	.981

Tiffany Krcelich • OF • L/R • Granger, Ind. • Penn High School

	AVG	GP-GS	AB	R	H	2B	3B	HR	RBI	BB	SO	TB	SH	SF	HBP	SB-ATT	OBP	SLG	PO	A	E	FLD
2005	.176	37-1	17	6	3	0	0	0	0	1	3	3	0	0	0	2-2	.222	.176	3	0	0	1.000
2006	.288	59-58	160	26	46	3	0	0	14	8	39	49	10	0	1	6-14	.325	.306	54	1	5	.917
Totals	.277	96-59	177	32	49	3	0	0	14	9	42	52	10	0	1	8-16	.316	.294	57	1	5	.921

Diana LaRiva • P • R/R • Tustin, Calif. • Tustin High School

	AVG	GP-GS	AB	R	H	2B	3B	HR	RBI	BB	SO	TB	SH	SF	HBP	SB-ATT	OBP	SLG	PO	A	E	FLD
2003	.000	43-25	1	0	0	0	0	0	0	0	0	0	0	0	0	0-0	.000	.000	5	20	3	.893

Tricia Lilley • SS • R/R • North Canton, Ohio • Hoover High School

	AVG	GP-GS	AB	R	H	2B	3B	HR	RBI	BB	SO	TB	SH	SF	HBP	SB-ATT	OBP	SLG	PO	A	E	FLD
2003	.328	57-57	180	48	59	13	2	10	35	11	16	106	2	3	15	4-7	.407	.589	73	112	14	.930
2004	.350	57-57	177	33	62	10	2	6	33	9	24	94	2	1	9	3-8	.408	.531	89	93	20	.901
2005	.289	59-59	180	23	52	8	3	0	25	5	25	66	2	4	9	5-6	.337	.367	77	118	20	.907
2006	.344	59-59	163	36	56	13	3	0	24	11	22	75	6	3	21	17-19	.444	.460	86	119	19	.915
Totals	.327	232-232	700	140	229	44	10	16	117	36	87	341	14	9	54	29-40	.399	.487	325	442	73	.913

Traci Lippold • OF • L/L • Greenwood, Ind. • Center Grove High School

	AVG	GP-GS	AB	R	H	2B	3B	HR	RBI	BB	SO	TB	SH	SF	HBP	SB-ATT	OBP	SLG	PO	A	E	FLD
2007	.000	20-0	3	5	0	0	0	0	0	0	1	0	0	0	0	0-2	.000	.000	0	0	0	.000

Danica Maher • C • R/L • Arvada, Calif. • Arvada West High School

	AVG	GP-GS	AB	R	H	2B	3B	HR	RBI	BB	SO	TB	SH	SF	HBP	SB-ATT	OBP	SLG	PO	A	E	FLD
1997	.143	19-4	21	0	3	1	0	0	1	0	3	4	0	0	0	0-0	.143	.190	22	3	0	1.000
1998	.148	19-6	27	1	4	0	0	0	3	2	8	4	0	0	0	0-0	.207	.148	29	2	0	1.000
1999	.205	22-15	44	2	9	3	0	0	6	2	8	12	2	0	1	0-0	.255	.273	36	13	2	.961
2000	.167	29-12	42	2	7	1	0	0	2	1	14	8	0	1	2	0-0	.217	.190	10	0	2	.833
Totals	.172	89-37	134	4	23	5	0	0	12	5	33	28	2	1	3	0-0	.217	.209	97	18	4	.966

Valerie Malsch • OF • R/R • St. John, Ind. • Lake Central High School

	AVG	GP-GS	AB	R	H	2B	3B	HR	RBI	BB	SO	TB	SH	SF	HBP	SB-ATT	OBP	SLG	PO	A	E	FLD
1995	.143	25-13	42	2	6	2	0	0	2	9	11	8	1	0	0	0-0	.294	.190	12	0	0	1.000

Nicci Manduca • C/OF • R/R • Lancaster, Calif. • Quartz Hill High School

	AVG	GP-GS	AB	R	H	2B	3B	HR	RBI	BB	SO	TB	SH	SF	HBP	SB-ATT	OBP	SLG	PO	A	E	FLD
1995	.266	53-51	139	6	37	1	0	0	8	8	13	38	8	1	2	3-3	.313	.273	86	9	2	.979
1996	.284	47-45	134	17	38	7	1	0	9	6	10	47	4	0	0	2-2	.314	.351	118	15	5	.964
Totals	.275	100-96	273	23	75	8	1	0	17	14	23	85	12	1	2	5-5	.314	.311	204	24	7	.970

Laura Martin • 1B/DP • R/R • Fishers, Ind. • Hamilton Southeastern High School

	AVG	GP-GS	AB	R	H	2B	3B	HR	RBI	BB	SO	TB	SH	SF	HBP	SB-ATT	OBP	SLG	PO	A	E	FLD
2000	.071	20-0	14	1	1	0	0	0	1	1	8	1	0	0	3	0-0	.278	.071	1	0	0	1.000
2001	.161	36-13	56	3	9	2	0	2	5	5	18	17	0	0	1	0-0	.242	.304	0	0	0	—
2002	.245	59-59	159	15	39	10	0	4	25	8	34	61	5	2	7	2-2	.307	.384	0	0	0	—
2003	.196	43-31	92	7	18	3	0	2	6	10	20	27	2	0	2	0-0	.288	.293	0	2	0	—
Totals	.214	158-103	321	26	67	15	0	8	37	24	80	106	7	2	13	2-2	.289	.345	1	2	0	1.000

Jaime Martino • P • R/R • Orland Park, Ill. • Carl Sandburg High School

	AVG	GP-GS	AB	R	H	2B	3B	HR	RBI	BB	SO	TB	SH	SF	HBP	SB-ATT	OBP	SLG	PO	A	E	FLD
1995	.284	38-27	67	9	19	1	0	0	11	2	9	20	2	0	1	0-0	.314	.299	7	27	5	.872
1996	.182	25-14	33	1	6	1	0	0	1	0	4	7	2	0	0	1-1	.182	.212	2	22	0	1.000
1997	.231	17-3	13	1	3	0	0	0	3	0	1	3	1	0	0	0-0	.231	.231	0	16	2	.889
1998	.000	3-0	2	0	0	0	0	0	0	0	0	0	0	0	1	0-0	.333	.000	0	16	2	.889
Totals	.243	83-44	115	11	28	2	0	0	15	2	14	30	5	0	2	1-1	.269	.261	9	81	9	.909

Kim McMillan • C/1B/OF • L/L • Powder Springs, Ga. • Powder Springs High School

	AVG	GP-GS	AB	R	H	2B	3B	HR	RBI	BB	SO	TB	SH	SF	HBP	SB-ATT	OBP	SLG	PO	A	E	FLD
2011	.325	43-40	117	24	38	7	0	4	20	57	27	57	1	1	3	2-4	.394	.487	280	10	8	.973

Jody Meister • OF • L/R • Carmel, Ind. • Carmel High School

	AVG	GP-GS	AB	R	H	2B	3B	HR	RBI	BB	SO	TB	SH	SF	HBP	SB-ATT	OBP	SLG	PO	A	E	FLD
1994	.324	39	105	22	34	0	0	0	4	10	13	34	14	0	1	15-18	.388	.324	70	1	3	.959
1995	.174	54-49	121	18	21	0	0	0	1	7	19	21	17	0	2	20-23	.231	.174	45	1	5	.902
1996	.160	43-38	81	12	13	1	0	0	2	9	15	14	7	0	0	20-22	.244	.173	44	4	4	.923
1997	.237	43-19	59	15	14	0	0	0	4	3	5	14	6	0	0	6-10	.274	.237	21	0	2	.913
Totals	.224	179-106	366	67	82	1	0	0	11	29	52	83	44	0	3	61-73	.286	.227	180	6	14	.930



ALL-TIME BATTERS REGISTER

Sam Mercier • 2B • R/R • San Clemente, Calif. • San Clemente High School

	AVG	GP-GS	AB	R	H	2B	3B	HR	RBI	BB	SO	TB	SH	SF	HBP	SB-ATT	OBP	SLG	PO	A	E	FLD
1996	.318	55-55	157	15	50	7	0	0	20	7	8	57	9	1	0	3-6	.345	.363	139	92	9	.963
1997	.314	66-66	229	40	72	14	0	1	22	8	3	89	5	2	1	7-11	.338	.389	171	97	4	.985
1998	.350	59-59	197	32	69	11	1	1	18	13	2	85	10	1	2	4-5	.394	.431	173	63	6	.975
1999	.333	56-56	186	27	62	10	0	2	28	4	5	78	12	1	1	8-8	.349	.419	155	131	2	.993
Totals	.329	236-236	769	114	253	42	1	4	88	32	18	309	36	5	4	22-30	.357	.402	638	383	21	.980

Shelli Messer • P/3B • R/R • Greenfield, Ind. • Mount Vernon High School

	AVG	GP-GS	AB	R	H	2B	3B	HR	RBI	BB	SO	TB	SH	SF	HBP	SB-ATT	OBP	SLG	PO	A	E	FLD
2002	.165	58-56	164	13	27	3	0	0	8	5	23	30	5	0	0	3-4	.189	.183	32	144	24	.880
2003	.217	34-23	60	8	13	1	0	0	5	3	11	14	0	1	1	2-2	.262	.233	17	43	4	.938
2004	.265	54-51	147	17	39	11	1	2	23	12	24	58	6	0	2	8-9	.329	.395	37	88	12	.912
2005	.305	59-58	177	27	54	9	0	1	17	18	23	66	4	0	3	7-11	.379	.373	43	112	15	.912
Totals	.243	205-188	548	65	133	24	1	3	53	38	81	168	15	1	6	20-26	.298	.307	129	387	55	.904

Kelly Miller • 2B/SS • R/R • Indianapolis, Ind. • Cathedral High School

	AVG	GP-GS	AB	R	H	2B	3B	HR	RBI	BB	SO	TB	SH	SF	HBP	SB-ATT	OBP	SLG	PO	A	E	FLD
2006	.143	43-8	21	8	3	1	0	0	0	1	9	4	0	0	1	4-7	.217	.190	20	12	2	.941
2007	.308	55-46	107	22	33	1	0	0	0	6	27	34	8	0	3	13-10	.362	.318	115	96	19	.925
2008	.352	58-58	162	29	57	3	0	0	13	4	14	60	25	0	0	6-10	.367	.370	136	115	7	.973
2009	.211	49-49	133	19	28	0	1	0	7	6	13	30	10	0	1	5-7	.250	.226	127	91	7	.969
Totals	.286	205-161	423	78	121	5	1	0	20	17	63	128	43	0	5	24-34	.321	.303	398	314	33	.956

Katie Mitchell • INF • R/R • Crown Point, Ind. • Lake Central High School

	AVG	GP-GS	AB	R	H	2B	3B	HR	RBI	BB	SO	TB	SH	SF	HBP	SB-ATT	OBP	SLG	PO	A	E	FLD
2006	.261	47-40	115	15	30	6	0	3	19	12	29	45	6	1	1	5-6	.333	.391	27	65	10	.902
2007	.364	65-62	195	54	71	15	4	14	54	24	50	136	3	1	0	8-9	.432	.584	147	18	6	.965
2008	.258	58-58	159	29	41	13	0	8	31	24	47	78	6	1	3	4-4	.364	.491	206	22	6	.974
2009	.252	49-46	131	29	33	8	0	12	30	22	35	77	3	3	3	2-3	.365	.588	303	24	3	.991
Totals	.292	219-206	600	127	175	42	4	37	134	82	161	336	18	6	7	19-22	.380	.560	683	129	25	.970

Maia Monchek • OF • L/R • San Mateo, Calif. • Notre Dame High School

	AVG	GP-GS	AB	R	H	2B	3B	HR	RBI	BB	SO	TB	SH	SF	HBP	SB-ATT	OBP	SLG	PO	A	E	FLD
2010	.262	41-40	126	14	33	3	4	3	27	9	24	53	3	0	0	7-9	.311	.421	27	3	1	.968
2011	.000	1-0	1	0	0	0	0	0	0	0	0	0	0	0	0	0-0	.000	.000	0	0	0	.000
Totals	.260	42-40	127	14	33	3	4	3	27	9	24	53	3	0	0	7-9	.309	.417	27	3	1	.968

Colleen Morfoot • OF • R/R • Chicago, Ill. • Mother McAuley High School

	AVG	GP-GS	AB	R	H	2B	3B	HR	RBI	BB	SO	TB	SH	SF	HBP	SB-ATT	OBP	SLG	PO	A	E	FLD
1994	.118	15	17	0	2	0	0	0	0	0	5	2	0	0	0	0-0	.118	.118	7	0	0	1.000

Jessica Morgan • UT • R/R • St. John, Ind. • Lake Central High School

	AVG	GP-GS	AB	R	H	2B	3B	HR	RBI	BB	SO	TB	SH	SF	HBP	SB-ATT	OBP	SLG	PO	A	E	FLD
2010	.071	8-3	14	0	1	0	0	0	0	0	7	1	0	0	0	0-0	.071	.071	2	8	1	.909

Kristin Morgan • C/UTL • R/L • Vancouver, Wash. • Skyview High School

	AVG	GP-GS	AB	R	H	2B	3B	HR	RBI	BB	SO	TB	SH	SF	HBP	SB-ATT	OBP	SLG	PO	A	E	FLD
2011	.200	12-0	10	0	2	0	0	0	1	2	4	2	0	0	1	0-1	.385	.200	3	0	0	1.000

Angie Myers • 1B/SS • L/R • Greenfield, Ind. • Mount Vernon High School

	AVG	GP-GS	AB	R	H	2B	3B	HR	RBI	BB	SO	TB	SH	SF	HBP	SB-ATT	OBP	SLG	PO	A	E	FLD
1994	.293	39	116	21	34	8	2	1	11	15	26	49	6	0	2	8-9	.383	.422	79	107	12	.939
1995	.235	54-54	153	14	36	4	1	0	6	10	24	42	16	0	0	10-11	.282	.275	233	79	5	.984
1996	.326	57-57	190	25	62	9	5	3	21	9	19	90	6	0	2	11-14	.363	.474	259	53	14	.957
Totals	.288	150-111	459	60	132	21	8	4	38	34	69	181	28	0	4	29-34	.342	.394	571	239	31	.964

Danika Nice • 2B • L/R • Eugene, Ore. • Churchill High School

	AVG	GP-GS	AB	R	H	2B	3B	HR	RBI	BB	SO	TB	SH	SF	HBP	SB-ATT	OBP	SLG	PO	A	E	FLD
1999	.200	12-0	10	0	2	0	0	0	0	2	2	2	0	0	0	0-0	.333	.200	0	0	0	—
2000	.204	29-21	54	2	11	2	0	1	6	5	10	16	2	2	2	0-0	.286	.296	9	10	3	.864
2001	.000	12-2	12	0	0	0	0	0	0	3	8	0	2	0	0	0-0	.200	.000	0	0	0	—
Totals	.203	53-23	76	2	13	2	0	1	6	10	20	18	4	2	2	0-0	.278	.281	9	10	3	.864

Shahara "Skeeter" Nixon • OF • R/R • Glenwood, Ill. • Marian Catholic High School

	AVG	GP-GS	AB	R	H	2B	3B	HR	RBI	BB	SO	TB	SH	SF	HBP	SB-ATT	OBP	SLG	PO	A	E	FLD
1997	.230	62-51	161	26	37	3	2	0	11	5	14	44	14	1	1	16-17	.256	.273	72	1	4	.948
1998	.266	59-57	177	29	47	1	1	0	12	1	13	50	19	1	1	18-21	.272	.282	81	1	3	.965
1999	.267	56-54	172	39	46	6	0	3	9	12	27	61	7	1	2	20-23	.321	.355	28	1	4	.879
2000	.272	61-61	206	30	56	5	1	0	16	11	21	63	3	0	1	19-22	.312	.306	49	4	2	.964
Totals	.260	238-223	716	124	186	15	4	3	48	29	75	218	43	3	5	73-83	.292	.304	230	7	13	.948

ALL-TIME BATTERS REGISTER



Tara Palmer • C • R/R • Pearland, Tex. • Pearland High School

	AVG	GP-GS	AB	R	H	2B	3B	HR	RBI	BB	SO	TB	SH	SF	HBP	SB-ATT	OBP	SLG	PO	A	E	FLD
2005	1.000	1-0	1	0	1	0	0	0	1	0	0	1	0	0	0	0-0	1.000	1.000	0	0	0	.000
2006	.500	4-0	4	0	2	0	0	0	1	0	1	2	1	0	0	0-0	.500	.500	7	0	0	1.000
2007	.000	7-0	6	0	0	0	0	0	0	0	2	0	0	0	0	0-0	.000	.000	2	1	0	1.000
2008	.125	22-9	40	5	5	1	0	0	2	1	14	6	1	0	2	0-0	.186	.150	56	8	1	.985
Totals	.157	34-9	51	5	8	1	0	0	4	1	17	9	2	0	2	0-0	.204	.176	65	9	1	.987

MaryBeth Pavlick • C/OF • R/R • Aurora, Ohio • Aurora High School

	AVG	GP-GS	AB	R	H	2B	3B	HR	RBI	BB	SO	TB	SH	SF	HBP	SB-ATT	OBP	SLG	PO	A	E	FLD
2011	.000	22-0	10	0	2	0	0	0	1	0	2	0	0	0	0	0-1	.000	.000	0	0	0	.000

Jill Paxson • OF • R/R • Greenwood, Ind. • Center Grove High School

	AVG	GP-GS	AB	R	H	2B	3B	HR	RBI	BB	SO	TB	SH	SF	HBP	SB-ATT	OBP	SLG	PO	A	E	FLD
2000	.000	47-1	3	10	0	0	0	0	0	0	1	0	0	0	0	4-7	.000	.000	1	0	0	1.000
2001	—	21-0	0	6	0	0	0	0	0	0	0	0	0	0	0	1-1	—	—	0	0	0	—
Totals	.000	68-1	3	16	0	0	0	0	0	0	1	0	0	0	0	5-8	.000	.000	1	0	0	1.000

Erika Peterson • C • R/R • Irvine, Calif. • Irvine High School

	AVG	GP-GS	AB	R	H	2B	3B	HR	RBI	BB	SO	TB	SH	SF	HBP	SB-ATT	OBP	SLG	PO	A	E	FLD
2004	.296	56-56	135	10	40	6	1	5	26	18	15	63	7	0	3	5-5	.391	.467	356	45	2	.995
2005	.241	59-59	141	11	34	2	0	3	16	15	23	45	9	1	7	2-3	.341	.993	368	35	3	.993
2006	.262	60-60	141	18	37	5	0	6	26	23	28	60	17	0	1	0-2	.370	.426	325	51	4	.989
2007	.215	64-63	144	15	31	8	0	3	20	24	33	48	21	0	8	2-2	.358	.333	226	36	4	.985
Totals	.253	239-238	561	54	142	21	1	17	88	80	99	216	54	1	19	9-12	.365	.385	1275	167	13	.991

Erika Petruzzi • P/OF • L/L • Carmel, Ind. • Carmel High School

	AVG	GP-GS	AB	R	H	2B	3B	HR	RBI	BB	SO	TB	SH	SF	HBP	SB-ATT	OBP	SLG	PO	A	E	FLD
2010	.270	44-39	111	18	30	8	1	2	14	17	29	46	5	1	1	6-6	.369	.414	3	20	2	.920
2011	.302	49-48	139	19	42	4	2	3	27	13	26	59	4	1	0	4-4	.359	.424	26	6	2	.941
Totals	.288	93-87	250	37	72	12	3	5	41	30	55	105	9	2	1	10-10	.364	.420	29	26	4	.932

Yvette Pinter • C/P • R/R • South Bend, Ind. • Saint Joseph's High School

	AVG	GP-GS	AB	R	H	2B	3B	HR	RBI	BB	SO	TB	SH	SF	HBP	SB-ATT	OBP	SLG	PO	A	E	FLD
1994	.207	35	87	3	18	1	2	0	13	4	9	23	3	1	1	1-3	.247	.264	57	57	7	.942

Keely Powlitz • C • R/R • Highland, Mich. • Lakeland High School

	AVG	GP-GS	AB	R	H	2B	3B	HR	RBI	BB	SO	TB	SH	SF	HBP	SB-ATT	OBP	SLG	PO	A	E	FLD
1998	.188	55-53	117	13	22	3	1	2	15	7	28	33	11	2	1	4-4	.236	.282	262	46	10	.969
1999	.185	49-44	92	13	17	4	0	1	5	4	23	24	9	0	0	5-5	.219	.261	143	50	4	.980
2000	.115	61-60	131	8	15	2	0	0	7	11	40	17	7	1	1	1-1	.188	.130	287	46	5	.985
2001	.116	49-45	95	2	11	2	0	0	10	8	31	13	7	0	2	2-2	.200	.137	232	29	7	.974
Totals	.149	214-202	435	36	65	11	1	3	37	30	122	87	34	3	4	12-12	.210	.200	924	171	26	.977

Lindsey Rains • OF • L/L • Fullerton, Calif. • Fullerton Union High School

	AVG	GP-GS	AB	R	H	2B	3B	HR	RBI	BB	SO	TB	SH	SF	HBP	SB-ATT	OBP	SLG	PO	A	E	FLD
2011	.372	50-50	145	35	54	3	0	4	27	11	18	69	2	0	1	14-17	.420	.476	38	4	2	.955

Sarah Ranieri • 3B • R/R • Schererville, Ind. • Lake Central High School

	AVG	GP-GS	AB	R	H	2B	3B	HR	RBI	BB	SO	TB	SH	SF	HBP	SB-ATT	OBP	SLG	PO	A	E	FLD
2011	.000	1-0	1	0	0	0	0	0	0	0	1	0	0	0	0	0-0	.000	.000	0	0	0	.000

Angi Roembke • OF • L/R • Indianapolis, Ind. • Scecina High School

	AVG	GP-GS	AB	R	H	2B	3B	HR	RBI	BB	SO	TB	SH	SF	HBP	SB-ATT	OBP	SLG	PO	A	E	FLD
2000	.234	61-52	145	14	34	0	0	0	2	3	29	34	3	0	1	12-17	.255	.234	21	6	0	1.000
2001	.256	57-56	164	19	42	2	0	0	5	4	19	44	3	0	1	16-21	.278	.268	27	1	2	.933
2002	.353	59-59	190	36	67	1	0	0	11	4	13	68	14	0	0	20-26	.366	.358	41	6	3	.940
2003	.297	61-61	192	40	57	1	0	0	13	5	23	58	17	0	1	28-30	.318	.302	64	4	5	.932
Totals	.289	238-228	691	109	200	4	0	0	31	16	84	204	37	0	3	76-94	.293	.295	153	17	10	.944

Andrea Roush • OF/UT • R/R • Franklin, Ind. • Franklin High School

	AVG	GP-GS	AB	R	H	2B	3B	HR	RBI	BB	SO	TB	SH	SF	HBP	SB-ATT	OBP	SLG	PO	A	E	FLD
2000	.233	58-56	150	22	35	2	0	0	7	5	19	37	23	2	0	16-18	.255	.247	120	124	12	.953
2001	.347	58-57	170	18	59	5	1	1	12	5	17	69	14	0	0	20-24	.366	.406	24	4	4	.875
2002	.297	59-59	175	27	52	6	1	0	20	10	24	60	7	0	0	13-16	.335	.343	43	7	6	.893
2003	.244	60-60	168	19	41	5	2	3	26	8	26	59	12	3	2	17-18	.282	.351	51	6	1	.983
Totals	.282	235-232	663	86	187	18	4	4	65	28	86	225	56	5	2	66-76	.290	.339	238	141	23	.943

Suzie Rzegocki • P • R/R • Lemont, Ill. • Lemont High School

	AVG	GP-GS	AB	R	H	2B	3B	HR	RBI	BB	SO	TB	SH	SF	HBP	SB-ATT	OBP	SLG	PO	A	E	FLD
2008	.224	26-24	58	3	13	4	0	0	8	10	16	17	8	1	2	1-2	.352	.293	7	40	0	1.000
2009	.189	16-13	37	4	7	2	0	0	4	4	10	9	1	0	0	0-0	.268	.243	10	62	2	.973
2010	.277	32-32	83	13	23	2	0	4	16	10	23	37	1	1	3	6-7	.371	.446	16	106	2	.984
2011	.230	24-22	61	11	14	1	0	2	9	7	16	21	1	0	1	0-1	.319	.344	9	103	8	.933
Totals	.238	98-91	239	31	27	9	0	6	37	31	65	84	11	2	6	7-10	.338	.351	42	311	12	.967



ALL-TIME BATTERS REGISTER

Kristen Schell • C/1B • R/R • San Diego, Calif. • Poway High School

	<u>AVG</u>	<u>GP-GS</u>	<u>AB</u>	<u>R</u>	<u>H</u>	<u>2B</u>	<u>3B</u>	<u>HR</u>	<u>RBI</u>	<u>BB</u>	<u>SO</u>	<u>TB</u>	<u>SH</u>	<u>SF</u>	<u>HBP</u>	<u>SB-ATT</u>	<u>OBP</u>	<u>SLG</u>	<u>PO</u>	<u>A</u>	<u>E</u>	<u>FLD</u>
2003	.257	30-28	70	7	18	1	0	2	10	3	17	25	2	0	3	0-0	.316	.357	143	17	6	.964
2004	.218	46-33	101	5	22	2	1	2	12	10	19	32	3	1	0	1-1	.286	.317	82	6	4	.957
2005	.179	37-22	67	2	12	3	0	1	13	4	21	18	1	0	1	0-0	.236	.269	0	0	0	.000
2006	.275	51-42	120	6	33	6	0	3	17	12	37	48	6	0	1	0-0	.346	.400	0	0	0	.000
Totals	.237	164-125	358	20	85	12	1	8	52	29	94	123	12	1	5	1-1	.303	.344	225	23	10	.961

Jenny Schoen • OF • R/R • Carmel, Ind. • Carmel High School

	<u>AVG</u>	<u>GP-GS</u>	<u>AB</u>	<u>R</u>	<u>H</u>	<u>2B</u>	<u>3B</u>	<u>HR</u>	<u>RBI</u>	<u>BB</u>	<u>SO</u>	<u>TB</u>	<u>SH</u>	<u>SF</u>	<u>HBP</u>	<u>SB-ATT</u>	<u>OBP</u>	<u>SLG</u>	<u>PO</u>	<u>A</u>	<u>E</u>	<u>FLD</u>
1995	.353	54-54	187	39	66	12	7	3	27	15	15	101	1	1	2	22-27	.405	.540	71	4	2	.974
1996	.255	44-41	137	15	35	6	1	1	9	4	17	46	3	0	0	11-15	.277	.336	50	2	3	.945
1997	.373	61-59	201	32	75	11	2	6	36	1	14	108	1	2	1	5-5	.376	.537	95	5	5	.952
1998	.312	59-58	186	18	58	11	1	5	29	7	13	86	2	3	1	5-6	.335	.462	74	8	1	.988
Totals	.329	218-212	711	104	234	40	11	15	101	27	59	341	7	6	4	43-53	.354	.480	290	19	11	.966

Mandy Smart • OF • L/L • Stone Mountain, Ga. • Redan High School

	<u>AVG</u>	<u>GP-GS</u>	<u>AB</u>	<u>R</u>	<u>H</u>	<u>2B</u>	<u>3B</u>	<u>HR</u>	<u>RBI</u>	<u>BB</u>	<u>SO</u>	<u>TB</u>	<u>SH</u>	<u>SF</u>	<u>HBP</u>	<u>SB-ATT</u>	<u>OBP</u>	<u>SLG</u>	<u>PO</u>	<u>A</u>	<u>E</u>	<u>FLD</u>
1996	.290	51-50	138	16	40	2	3	0	10	5	5	48	12	0	2	3-3	.324	.348	26	2	4	.875
1997	.186	62-60	145	18	27	2	0	0	10	9	10	29	11	0	1	5-5	.239	.200	49	2	4	.927
1998	.306	59-59	157	16	48	7	0	0	22	7	8	55	14	0	0	6-9	.335	.350	52	3	2	.965
1999	.306	56-54	160	23	49	4	0	0	19	9	11	53	3	0	1	24-25	.347	.331	59	2	5	.924
Totals	.273	228-223	600	73	164	15	3	0	61	30	34	185	40	0	4	38-42	.312	.308	186	9	15	.933

Alicia Spack • INF/OF • R/R • West Lafayette, Ind. • West Lafayette High School

	<u>AVG</u>	<u>GP-GS</u>	<u>AB</u>	<u>R</u>	<u>H</u>	<u>2B</u>	<u>3B</u>	<u>HR</u>	<u>RBI</u>	<u>BB</u>	<u>SO</u>	<u>TB</u>	<u>SH</u>	<u>SF</u>	<u>HBP</u>	<u>SB-ATT</u>	<u>OBP</u>	<u>SLG</u>	<u>PO</u>	<u>A</u>	<u>E</u>	<u>FLD</u>
2007	.190	52-37	116	14	22	3	0	3	17	15	31	34	1	1	1	2-3	.286	.293	72	49	14	.896
2008	.114	21-12	35	3	4	0	0	0	3	4	20	4	1	0	0	0-0	.205	.114	33	1	0	1.000
2009	.208	28-19	53	9	11	3	0	3	9	5	20	23	3	0	1	0-0	.288	.434	70	9	0	1.000
Totals	.181	101-68	204	26	37	6	0	6	29	24	71	61	5	1	2	2-3	.273	.299	175	59	14	.944

Tanya Stall • OF • L/R • Lafayette, Ind. • Jefferson High School

	<u>AVG</u>	<u>GP-GS</u>	<u>AB</u>	<u>R</u>	<u>H</u>	<u>2B</u>	<u>3B</u>	<u>HR</u>	<u>RBI</u>	<u>BB</u>	<u>SO</u>	<u>TB</u>	<u>SH</u>	<u>SF</u>	<u>HBP</u>	<u>SB-ATT</u>	<u>OBP</u>	<u>SLG</u>	<u>PO</u>	<u>A</u>	<u>E</u>	<u>FLD</u>
1994	.125	30	48	7	6	1	0	0	1	9	14	7	6	1	2	4-4	.283	.146	32	1	1	.971
1995	.190	44-9	21	9	4	0	0	0	0	1	12	4	0	0	0	9-12	.227	.190	6	0	2	.750
1996	.259	43-13	27	15	7	0	0	0	0	3	4	7	5	0	0	12-14	.333	.259	7	0	1	.875
1997	.233	51-13	43	16	10	0	0	0	1	1	6	10	2	0	2	18-20	.283	.233	6	0	0	1.000
Totals	.194	168-35	139	47	27	1	0	0	2	14	36	28	13	1	4	43-50	.285	.201	51	1	4	0.929

Lauren Stanovsky • INF • R/R • St. Louis, Mo. • Ursuline Academy

	<u>AVG</u>	<u>GP-GS</u>	<u>AB</u>	<u>R</u>	<u>H</u>	<u>2B</u>	<u>3B</u>	<u>HR</u>	<u>RBI</u>	<u>BB</u>	<u>SO</u>	<u>TB</u>	<u>SH</u>	<u>SF</u>	<u>HBP</u>	<u>SB-ATT</u>	<u>OBP</u>	<u>SLG</u>	<u>PO</u>	<u>A</u>	<u>E</u>	<u>FLD</u>
2006	.222	7-2	9	1	2	0	0	0	0	1	2	2	0	0	0	0-0	.300	.222	15	0	0	1.000

Becky Stone • 1B/OF • L/L • Belleville, Ill. • O'Fallon Township High School

	<u>AVG</u>	<u>GP-GS</u>	<u>AB</u>	<u>R</u>	<u>H</u>	<u>2B</u>	<u>3B</u>	<u>HR</u>	<u>RBI</u>	<u>BB</u>	<u>SO</u>	<u>TB</u>	<u>SH</u>	<u>SF</u>	<u>HBP</u>	<u>SB-ATT</u>	<u>OBP</u>	<u>SLG</u>	<u>PO</u>	<u>A</u>	<u>E</u>	<u>FLD</u>
2003	.167	14-4	18	2	3	1	0	0	1	3	4	4	1	0	0	0-0	.286	.222	1	0	0	1.000
2004	.190	33-10	42	3	8	0	0	0	1	6	5	8	3	0	0	1-2	.292	.290	50	8	0	1.000
2005	.242	36-29	62	6	15	4	0	0	5	5	16	19	11	0	3	0-0	.329	.306	198	12	1	.995
2006	.264	59-59	163	15	43	7	0	1	17	11	20	53	14	1	1	3-4	.313	.325	361	32	8	.980
Totals	.242	142-102	285	26	69	12	0	1	24	25	45	84	29	1	4	4-6	.311	.295	610	52	9	.987

Kaitly Stratten • UT • R/R • Bloomington, Ind. • Bloomington North High School

	<u>AVG</u>	<u>GP-GS</u>	<u>AB</u>	<u>R</u>	<u>H</u>	<u>2B</u>	<u>3B</u>	<u>HR</u>	<u>RBI</u>	<u>BB</u>	<u>SO</u>	<u>TB</u>	<u>SH</u>	<u>SF</u>	<u>HBP</u>	<u>SB-ATT</u>	<u>OBP</u>	<u>SLG</u>	<u>PO</u>	<u>A</u>	<u>E</u>	<u>FLD</u>
2007	.077	12-2	13	1	1	0	0	1	4	3	4	4	0	0	0	0-0	.250	.308	0	0	0	.000
2008	.250	6-0	4	3	1	0	0	1	1	1	0	4	0	0	0	0-0	.400	1.000	0	0	0	.000
2009	.333	19-1	9	6	3	0	0	0	1	0	3	3	0	0	0	1-2	.333	.333	0	0	0	.000
Totals	.192	37-3	26	10	5	0	0	2	6	4	7	11	0	0	0	0-0	.300	.423	0	0	0	.000

Holly Streed • 2B • R/R • Ramona, Calif. • Ramona High School

	<u>AVG</u>	<u>GP-GS</u>	<u>AB</u>	<u>R</u>	<u>H</u>	<u>2B</u>	<u>3B</u>	<u>HR</u>	<u>RBI</u>	<u>BB</u>	<u>SO</u>	<u>TB</u>	<u>SH</u>	<u>SF</u>	<u>HBP</u>	<u>SB-ATT</u>	<u>OBP</u>	<u>SLG</u>	<u>PO</u>	<u>A</u>	<u>E</u>	<u>FLD</u>
2001	.158	54-53	120	4	19	4	0	0	6	6	31	23	3	0	1	1-1	.205	.192	103	101	22	.903

Denise Szany • DP/1B • R/R • St. John, Ind. • Lake Central High School

	<u>AVG</u>	<u>GP-GS</u>	<u>AB</u>	<u>R</u>	<u>H</u>	<u>2B</u>	<u>3B</u>	<u>HR</u>	<u>RBI</u>	<u>BB</u>	<u>SO</u>	<u>TB</u>	<u>SH</u>	<u>SF</u>	<u>HBP</u>	<u>SB-ATT</u>	<u>OBP</u>	<u>SLG</u>	<u>PO</u>	<u>A</u>	<u>E</u>	<u>FLD</u>
1998	.349	56-53	146	16	51	8	1	2	27	31	13	67	3	0	0	0-0	.463	.459	0	0	0	—
1999	.333	54-53	159	11	53	14	0	3	33	24	11	76	0	2	1	0-0	.419	.478	77	3	0	1.000
Totals	.341	110-106	305	27	104	22	1	5	60	55	24	143	3	2	1	0-0	.441	.469	77	3	0	1.000

Cheri Teranishi • OF • R/R • Kaneohe, Hawaii • Hawaii Baptist Academy

	<u>AVG</u>	<u>GP-GS</u>	<u>AB</u>	<u>R</u>	<u>H</u>	<u>2B</u>	<u>3B</u>	<u>HR</u>	<u>RBI</u>	<u>BB</u>	<u>SO</u>	<u>TB</u>	<u>SH</u>	<u>SF</u>	<u>HBP</u>	<u>SB-ATT</u>	<u>OBP</u>	<u>SLG</u>	<u>PO</u>	<u>A</u>	<u>E</u>	<u>FLD</u>
1994	.000	19	7	8	0	0	0	0	0	1	4	0	0	0	0	1-1	.125	.000	4	0		

ALL-TIME BATTERS REGISTER



Lynne Tortorelli • OF • R/R • Ontario, Canada • Brother Andre High School

	<u>AVG</u>	<u>GP-GS</u>	<u>AB</u>	<u>R</u>	<u>H</u>	<u>2B</u>	<u>3B</u>	<u>HR</u>	<u>RBI</u>	<u>BB</u>	<u>SO</u>	<u>TB</u>	<u>SH</u>	<u>SF</u>	<u>HBP</u>	<u>SB-ATT</u>	<u>OBP</u>	<u>SLG</u>	<u>PO</u>	<u>A</u>	<u>E</u>	<u>FLD</u>
1998	.077	43-3	13	13	1	0	0	0	1	1	1	1	1	0	2	8-12	.250	.077	5	1	2	.750
1999	.278	43-18	54	9	15	2	0	0	4	3	5	17	2	1	2	7-11	.333	.315	16	1	0	1.000
2000	.261	20-18	46	7	12	2	0	1	7	7	4	17	4	0	3	9-9	.393	.370	15	0	0	1.000
2001	.231	57-57	173	14	40	5	2	0	10	6	25	49	18	0	2	14-18	.265	.283	43	7	3	.943
Totals	.238	163-96	286	43	68	9	2	1	22	17	35	84	25	1	9	38-50	.300	.294	79	9	5	.946

Christina Trauger • OF • L-R/R • Santa Rosa, Calif. • Elsie Allen

	<u>AVG</u>	<u>GP-GS</u>	<u>AB</u>	<u>R</u>	<u>H</u>	<u>2B</u>	<u>3B</u>	<u>HR</u>	<u>RBI</u>	<u>BB</u>	<u>SO</u>	<u>TB</u>	<u>SH</u>	<u>SF</u>	<u>HBP</u>	<u>SB-ATT</u>	<u>OBP</u>	<u>SLG</u>	<u>PO</u>	<u>A</u>	<u>E</u>	<u>FLD</u>
2006	.118	45-5	17	11	2	0	0	0	1	1	7	2	0	0	0	6-9	.167	.118	16	0	1	.941
2007	.200	57-23	60	19	12	2	0	1	8	7	29	17	3	0	2	2-7	.304	.283	39	1	1	.976
2008	.206	58-57	131	21	27	2	1	0	9	20	38	31	10	0	5	1-2	.333	.237	54	4	2	.967
2009	.193	41-37	88	10	17	1	0	1	11	4	21	21	3	1	3	3-4	.250	.239	44	3	2	.959
Totals	.196	201-122	296	61	58	5	1	2	29	32	95	71	16	1	10	12-22	.295	.240	153	8	6	.964

Andie Varsbo • OF • L/R • Chili, Wis. • Marshfield High School

	<u>AVG</u>	<u>GP-GS</u>	<u>AB</u>	<u>R</u>	<u>H</u>	<u>2B</u>	<u>3B</u>	<u>HR</u>	<u>RBI</u>	<u>BB</u>	<u>SO</u>	<u>TB</u>	<u>SH</u>	<u>SF</u>	<u>HBP</u>	<u>SB-ATT</u>	<u>OBP</u>	<u>SLG</u>	<u>PO</u>	<u>A</u>	<u>E</u>	<u>FLD</u>
2011	.426	50-50	162	30	69	12	5	1	30	11	24	94	5	2	0	34-38	.457	.580	33	4	0	1.000

Nicole Wastl • INF • R/R • Lafayette, Ind. • Lafayette-Jefferson High School

	<u>AVG</u>	<u>GP-GS</u>	<u>AB</u>	<u>R</u>	<u>H</u>	<u>2B</u>	<u>3B</u>	<u>HR</u>	<u>RBI</u>	<u>BB</u>	<u>SO</u>	<u>TB</u>	<u>SH</u>	<u>SF</u>	<u>HBP</u>	<u>SB-ATT</u>	<u>OBP</u>	<u>SLG</u>	<u>PO</u>	<u>A</u>	<u>E</u>	<u>FLD</u>
2005	.000	2-0	1	0	0	0	0	0	0	1	0	0	0	0	0	0-0	.500	.000	0	0	0	.000

Shannon Whitmore • 1B • R/R • Carmel, Ind. • Carmel High School

	<u>AVG</u>	<u>GP-GS</u>	<u>AB</u>	<u>R</u>	<u>H</u>	<u>2B</u>	<u>3B</u>	<u>HR</u>	<u>RBI</u>	<u>BB</u>	<u>SO</u>	<u>TB</u>	<u>SH</u>	<u>SF</u>	<u>HBP</u>	<u>SB-ATT</u>	<u>OBP</u>	<u>SLG</u>	<u>PO</u>	<u>A</u>	<u>E</u>	<u>FLD</u>
1995	.188	34-21	69	2	13	0	1	0	8	2	10	15	4	1	0	0-0	.208	.217	91	6	1	.990
1996	.000	8-0	4	0	0	0	0	0	0	0	2	0	0	0	0	0-0	.000	.000	5	0	0	1.000
Totals	.178	42-21	73	2	13	0	1	0	8	2	12	15	4	1	0	0-0	.197	.205	96	6	1	.990

Kayla Yates • INF • R/R • Delphi, Ind. • Delphi Community

	<u>AVG</u>	<u>GP-GS</u>	<u>AB</u>	<u>R</u>	<u>H</u>	<u>2B</u>	<u>3B</u>	<u>HR</u>	<u>RBI</u>	<u>BB</u>	<u>SO</u>	<u>TB</u>	<u>SH</u>	<u>SF</u>	<u>HBP</u>	<u>SB-ATT</u>	<u>OBP</u>	<u>SLG</u>	<u>PO</u>	<u>A</u>	<u>E</u>	<u>FLD</u>
2010	.000	15-0	1	8	2	0	0	0	0	0	0	0	0	0	0	0-0	.000	.000	0	0	0	.000

Catherine Zaworski • C/OF • R/R • Prospect Heights, Ill. • John Hersey High School

	<u>AVG</u>	<u>GP-GS</u>	<u>AB</u>	<u>R</u>	<u>H</u>	<u>2B</u>	<u>3B</u>	<u>HR</u>	<u>RBI</u>	<u>BB</u>	<u>SO</u>	<u>TB</u>	<u>SH</u>	<u>SF</u>	<u>HBP</u>	<u>SB-ATT</u>	<u>OBP</u>	<u>SLG</u>	<u>PO</u>	<u>A</u>	<u>E</u>	<u>FLD</u>
2004	.120	33-3	25	8	3	0	0	0	1	5	9	3	0	0	0	2-3	.267	.120	16	2	2	.900
2005	.268	33-10	41	8	11	0	0	1	3	5	15	14	0	0	1	3-3	.362	.341	5	2	1	.875
2006	.167	26-5	24	12	4	2	0	0	0	1	5	6	2	0	0	4-5	.200	.250	5	0	0	1.000
2007	.190	62-20	63	16	12	1	1	0	5	6	16	15	8	0	2	3-3	.282	.238	48	2	3	.943
Totals	.196	154-38	153	44	30	3	1	1	9	17	45	38	10	0	3	12-14	.289	.248	74	6	6	.930



ALL-TIME PITCHERS REGISTER

Dana Alcocer • RHP • Tucson, Ariz. • Canyon del Oro High School/Pima CC

	<u>W-L</u>	<u>ERA</u>	<u>G</u>	<u>GS</u>	<u>CG</u>	<u>ShO</u>	<u>SV</u>	<u>IP</u>	<u>H</u>	<u>R</u>	<u>ER</u>	<u>HR</u>	<u>BB</u>	<u>SO</u>	<u>HB</u>	<u>WP</u>	<u>PO</u>	<u>A</u>	<u>E</u>	<u>FLD</u>
2008	19-14	3.24	40	31	17	3	1	198.2	187	109	92	14	88	138	17	10	3	42	2	.957
2009	5-8	4.44	22	15	8	2	0	88.1	103	70	56	11	44	58	16	4	5	23	1	.966
Totals	24-22	3.61	62	46	25	5	1	287.0	290	179	148	25	132	196	33	14	8	65	3	.961

Brooke Baker • RHP • Schererville, Ind. • Lake Central High School

	<u>W-L</u>	<u>ERA</u>	<u>G</u>	<u>GS</u>	<u>CG</u>	<u>ShO</u>	<u>SV</u>	<u>IP</u>	<u>H</u>	<u>R</u>	<u>ER</u>	<u>HR</u>	<u>BB</u>	<u>SO</u>	<u>HB</u>	<u>WP</u>	<u>PO</u>	<u>A</u>	<u>E</u>	<u>FLD</u>
2004	17-12	1.88	43	28	20	7	1	205.0	181	91	55	2	81	145	8	12	5	69	3	.961
2005	15-16	2.55	42	27	15	4	3	192.0	187	93	70	12	65	124	1	17	1	64	4	.942
2006	13-15	3.09	36	27	21	0	0	183.1	211	118	81	12	76	108	12	8	2	51	4	.930
2007	26-17	2.33	51	42	39	12	1	295.0	294	138	98	18	69	174	7	8	7	79	7	.925
Totals	71-60	2.43	172	124	95	23	5	875.1	873	440	304	44	291	551	28	45	15	263	18	.939

Leighann Burke • LHP • Lafayette, Ind. • Jefferson High School

	<u>W-L</u>	<u>ERA</u>	<u>G</u>	<u>GS</u>	<u>CG</u>	<u>ShO</u>	<u>SV</u>	<u>IP</u>	<u>H</u>	<u>R</u>	<u>ER</u>	<u>HR</u>	<u>BB</u>	<u>SO</u>	<u>HB</u>	<u>WP</u>	<u>PO</u>	<u>A</u>	<u>E</u>	<u>FLD</u>
2000	9-9	2.24	35	18	7	4	3	137.1	109	64	44	7	34	129	5	7	3	48	1	.981
2001	12-11	1.07	39	23	10	4	5	184.0	128	61	28	1	62	156	11	15	2	67	6	.920
2002	13-11	2.35	37	20	8	5	3	154.2	154	75	52	8	48	116	6	9	1	57	0	1.000
2003	20-15	1.89	49	33	16	10	2	207.2	162	76	56	11	63	144	15	13	2	48	0	1.000
Totals	54-46	1.84	160	94	41	23	13	683.2	535	276	180	27	207	545	37	44	8	220	7	.970

Melissa Burns • RHP • Miami, Fla. • Gulliver Preparatory

	<u>W-L</u>	<u>ERA</u>	<u>G</u>	<u>GS</u>	<u>CG</u>	<u>ShO</u>	<u>SV</u>	<u>IP</u>	<u>H</u>	<u>R</u>	<u>ER</u>	<u>HR</u>	<u>BB</u>	<u>SO</u>	<u>HB</u>	<u>WP</u>	<u>PO</u>	<u>A</u>	<u>E</u>	<u>FLD</u>
2005	7-2	3.11	24	7	5	3	3	69.2	69	36	31	3	18	65	5	0	1	17	0	1.000
2006	6-3	3.00	14	9	6	0	0	70.0	61	34	30	6	24	72	14	1	0	10	1	.909
Totals	13-5	3.06	38	16	11	3	3	139.2	130	70	61	9	42	137	19	1	1	27	1	.966

Nicole Crouse • RHP • La Palma, Calif. • John F. Kennedy High School

	<u>W-L</u>	<u>ERA</u>	<u>G</u>	<u>GS</u>	<u>CG</u>	<u>ShO</u>	<u>SV</u>	<u>IP</u>	<u>H</u>	<u>R</u>	<u>ER</u>	<u>HR</u>	<u>BB</u>	<u>SO</u>	<u>HB</u>	<u>WP</u>	<u>PO</u>	<u>A</u>	<u>E</u>	<u>FLD</u>
1999	13-14	2.12	38	30	17	5	2	182.0	178	79	55	4	94	87	2	17	9	74	2	.976
2000	6-7	2.49	26	9	2	0	1	70.1	61	32	25	1	38	38	4	5	5	28	0	1.000
2001	11-5	2.07	31	18	7	4	3	115.0	87	44	34	4	64	80	2	18	0	32	1	.970
2002	12-10	2.66	33	21	9	6	4	129.0	122	60	49	7	49	105	1	10	3	52	2	.965
Totals	42-36	2.30	128	78	35	15	10	496.1	448	215	163	16	245	310	9	50	17	186	5	.976

Jenny Deno • RHP • Monticello, Ind. • Twin Lakes High School

	<u>W-L</u>	<u>ERA</u>	<u>G</u>	<u>GS</u>	<u>CG</u>	<u>ShO</u>	<u>SV</u>	<u>IP</u>	<u>H</u>	<u>R</u>	<u>ER</u>	<u>HR</u>	<u>BB</u>	<u>SO</u>	<u>HB</u>	<u>WP</u>	<u>PO</u>	<u>A</u>	<u>E</u>	<u>FLD</u>
1995	4-9	3.85	17	14	5	1	1	80.0	84	59	44	—	55	61	9	11	2	15	2	.895
1996	6-7	3.05	18	12	9	2	1	84.1	80	54	36	—	51	46	2	14	2	16	0	1.000
1997	9-9	3.28	24	25	11	1	2	119.1	117	71	56	—	61	66	5	8	4	27	2	.939
1998	4-7	3.45	18	14	6	4	1	69.0	58	41	34	2	60	39	3	17	4	16	0	1.000
Totals	23-32	3.37	77	65	31	8	5	352.2	339	225	170	2	227	212	19	50	12	74	4	.956

Ashley DiDomenico • RHP • Youngstown, Ohio • Boardman High School/Sante Fe Community College

	<u>W-L</u>	<u>ERA</u>	<u>G</u>	<u>GS</u>	<u>CG</u>	<u>ShO</u>	<u>SV</u>	<u>IP</u>	<u>H</u>	<u>R</u>	<u>ER</u>	<u>HR</u>	<u>BB</u>	<u>SO</u>	<u>HB</u>	<u>WP</u>	<u>PO</u>	<u>A</u>	<u>E</u>	<u>FLD</u>
2007	7-14	3.69	26	24	13	2	1	134.2	180	103	71	18	25	43	3	5	4	26	3	.909
2008	1-0	2.62	7	0	0	0	0	13.1	14	5	5	0	6	3	1	1	0	7	0	1.000
2009	2-0	3.16	11	0	0	0	0	24.1	31	15	11	2	4	8	1	1	1	5	1	.857
Totals	10-14	3.53	44	24	13	2	1	172.1	225	123	87	20	35	54	5	7	5	38	4	.915

Meagan Dooley • RHP • Phoenix, Ariz. • Mountain Pointe High School

	<u>W-L</u>	<u>ERA</u>	<u>G</u>	<u>GS</u>	<u>CG</u>	<u>ShO</u>	<u>SV</u>	<u>IP</u>	<u>H</u>	<u>R</u>	<u>ER</u>	<u>HR</u>	<u>BB</u>	<u>SO</u>	<u>HB</u>	<u>WP</u>	<u>PO</u>	<u>A</u>	<u>E</u>	<u>FLD</u>
1999	14-11	3.29	33	24	10	1	0	157.1	178	92	74	5	31	60	4	12	1	61	3	.954
2000	12-11	0.73	30	26	11	6	0	153.2	98	35	16	1	17	54	4	5	2	51	4	.930
2001	11-8	1.39	29	18	5	3	3	111.0	103	45	22	0	21	54	5	8	1	23	3	.889
2002	8-5	2.50	29	18	4	4	3	98.0	105	46	35	4	18	43	2	5	1	18	0	1.000
Totals	45-35	1.98	121	86	30	14	6	520.0	484	218	147	10	87	211	15	30	5	153	10	.940

Heidi Foster • RHP • Santa Ana, Calif. • La Quinta High School

	<u>W-L</u>	<u>ERA</u>	<u>G</u>	<u>GS</u>	<u>CG</u>	<u>ShO</u>	<u>SV</u>	<u>IP</u>	<u>H</u>	<u>R</u>	<u>ER</u>	<u>HR</u>	<u>BB</u>	<u>SO</u>	<u>HB</u>	<u>WP</u>	<u>PO</u>	<u>A</u>	<u>E</u>	<u>FLD</u>
2002	0-0	0.00	1	0	0	0	0	0.1	1	0	0	0	1	0	0	0	517	41	1	.998

Sarah Grams • RHP • Trail Creek, Ind. • Marquette High School

	<u>W-L</u>	<u>ERA</u>	<u>G</u>	<u>GS</u>	<u>CG</u>	<u>ShO</u>	<u>SV</u>	<u>IP</u>	<u>H</u>	<u>R</u>	<u>ER</u>	<u>HR</u>	<u>BB</u>	<u>SO</u>	<u>HB</u>	<u>WP</u>	<u>PO</u>	<u>A</u>	<u>E</u>	<u>FLD</u>
2007	0-1	9.33	3	0	0	0	0	3.0	7	5	4	1	2	0	0	0	0	1	0	1.000

Lauren Grant • P/1B/OF • L/L • Louisville, Ky. • DuPont Manual High School

	<u>W-L</u>	<u>ERA</u>	<u>G</u>	<u>GS</u>	<u>CG</u>	<u>ShO</u>	<u>SV</u>	<u>IP</u>	<u>H</u>	<u>R</u>	<u>ER</u>	<u>HR</u>	<u>BB</u>	<u>SO</u>	<u>HB</u>	<u>WP</u>	<u>PO</u>	<u>A</u>	<u>E</u>	<u>FLD</u>
2011	2-0	3.94	5	3	2	0/0	0	16.0	18	10	9	2	3	4	1	1	115	4	3	.975

ALL-TIME PITCHERS REGISTER



Katie Hackney • RHP • Huntington, Ind. • Huntington North High School

	<u>W-L</u>	<u>ERA</u>	<u>G</u>	<u>GS</u>	<u>CG</u>	<u>ShO</u>	<u>SV</u>	<u>IP</u>	<u>H</u>	<u>R</u>	<u>ER</u>	<u>HR</u>	<u>BB</u>	<u>SO</u>	<u>HB</u>	<u>WP</u>	<u>PO</u>	<u>A</u>	<u>E</u>	<u>FLD</u>
2009	0-0	99.00	1	0	0	0	0	0.0	2	1	1	0	1	0	0	0	0	0	0	.000
2010	0-0	14.54	4	0	0	0	0	4.1	8	9	9	2	8	3	1	0	9	2	0	1.000
2011	1-0	1.37	10	2	1	0	0	35.2	30	18	7	3	14	29	1	3	1	14	1	.938
Totals	1-0	2.97	15	2	1	0	0	40.0	40	28	17	5	23	32	2	3	10	16	1	.963

Crystal Inman • RHP • Middletown, Ind. • Shenandoah High School

	<u>W-L</u>	<u>ERA</u>	<u>G</u>	<u>GS</u>	<u>CG</u>	<u>ShO</u>	<u>SV</u>	<u>IP</u>	<u>H</u>	<u>R</u>	<u>ER</u>	<u>HR</u>	<u>BB</u>	<u>SO</u>	<u>HB</u>	<u>WP</u>	<u>PO</u>	<u>A</u>	<u>E</u>	<u>FLD</u>
1997	3-3	3.52	18	2	2	0	3	51.2	69	32	26	—	17	15	3	3	2	20	0	1.000
1998	0-2	4.05	10	2	0	0	0	19.0	18	14	11	0	20	10	0	5	0	5	0	1.000
1999	3-1	4.31	13	2	2	0	1	39.0	42	26	24	0	15	15	1	6	0	6	0	1.000
2000	6-1	1.79	18	8	2	2	2	62.2	43	24	16	3	18	47	3	7	2	9	0	1.000
Totals	12-7	3.13	59	14	6	2	6	172.1	172	96	77	3	70	87	7	21	4	40	0	1.000

Deana Jackson • RHP • Elkhart, Ind. • Elkhart Central High School

	<u>W-L</u>	<u>ERA</u>	<u>G</u>	<u>GS</u>	<u>CG</u>	<u>ShO</u>	<u>SV</u>	<u>IP</u>	<u>H</u>	<u>R</u>	<u>ER</u>	<u>HR</u>	<u>BB</u>	<u>SO</u>	<u>HB</u>	<u>WP</u>	<u>PO</u>	<u>A</u>	<u>E</u>	<u>FLD</u>
1994	20-14	2.45	36	35	33	8	0	234.7	231	102	82	7	85	70	5	0	—	—	—	—

Sarah Killer • RHP • Wickenburg, Ariz. • Wickenburg High School

	<u>W-L</u>	<u>ERA</u>	<u>G</u>	<u>GS</u>	<u>CG</u>	<u>ShO</u>	<u>SV</u>	<u>IP</u>	<u>H</u>	<u>R</u>	<u>ER</u>	<u>HR</u>	<u>BB</u>	<u>SO</u>	<u>HB</u>	<u>WP</u>	<u>PO</u>	<u>A</u>	<u>E</u>	<u>FLD</u>
2007	0-0	10.50	1	0	0	0	0	2.0	6	3	3	0	0	0	0	0	1	1	0	1.000
2008	0-0	0.00	1	0	0	0	0	1.0	0	0	0	0	3	0	0	1	1	1	0	1.000
Totals	0-0	7.00	2	0	0	0	0	3.0	6	3	3	0	3	0	0	1	2	2	0	1.000

Diana LaRiva • RHP • Tustin, Calif. • Tustin High School

	<u>W-L</u>	<u>ERA</u>	<u>G</u>	<u>GS</u>	<u>CG</u>	<u>ShO</u>	<u>SV</u>	<u>IP</u>	<u>H</u>	<u>R</u>	<u>ER</u>	<u>HR</u>	<u>BB</u>	<u>SO</u>	<u>HB</u>	<u>WP</u>	<u>PO</u>	<u>A</u>	<u>E</u>	<u>FLD</u>
2003	13-11	2.30	42	25	10	4	3	161.0	147	67	53	18	48	162	4	4	5	20	3	.893
2004	15-13	2.03	37	29	14	5	0	172.1	143	69	50	17	65	196	8	2	5	19	1	.960
2005	12-6	2.17	32	25	7	4	0	135.1	109	48	42	13	35	149	6	1	6	8	1	.933
2006	11-11	2.81	31	24	13	5	0	137.0	111	66	55	9	66	113	16	0	3	20	1	.958
Totals	51-41	2.31	142	103	44	18	3	605.2	510	250	200	57	214	620	34	7	19	67	6	.935

Jenn Markert • RHP • Binghamton, NY • Chenango Forks High School

	<u>W-L</u>	<u>ERA</u>	<u>G</u>	<u>GS</u>	<u>CG</u>	<u>ShO</u>	<u>SV</u>	<u>IP</u>	<u>H</u>	<u>R</u>	<u>ER</u>	<u>HR</u>	<u>BB</u>	<u>SO</u>	<u>HB</u>	<u>WP</u>	<u>PO</u>	<u>A</u>	<u>E</u>	<u>FLD</u>
1995	15-11	1.99	33	26	22	5	2	189.2	153	70	54	—	60	125	16	9	14	50	2	.970
1996	15-6	1.79	24	20	18	3	2	149.2	112	48	38	—	43	179	12	3	4	24	0	1.000
Totals	30-17	1.90	57	46	40	8	4	339.1	265	118	92	—	103	304	28	12	18	74	2	0.979

Jaime Martino • RHP • Orland Park, Ill. • Carl Sandburg High School

	<u>W-L</u>	<u>ERA</u>	<u>G</u>	<u>GS</u>	<u>CG</u>	<u>ShO</u>	<u>SV</u>	<u>IP</u>	<u>H</u>	<u>R</u>	<u>ER</u>	<u>HR</u>	<u>BB</u>	<u>SO</u>	<u>HB</u>	<u>WP</u>	<u>PO</u>	<u>A</u>	<u>E</u>	<u>FLD</u>
1995	4-11	4.08	22	14	8	0	2	104.2	133	86	61	—	34	36	2	9	7	27	5	.872
1996	4-3	2.82	13	9	6	2	1	56.0	70	30	22	—	20	20	1	4	2	22	0	1.000
1997	4-3	4.55	10	4	1	0	2	40.0	55	38	26	—	20	15	2	3	0	16	2	.889
1998	3-2	3.73	18	5	2	0	1	56.1	69	39	30	3	18	28	3	5	0	16	2	.889
Totals	15-19	3.79	63	32	17	2	6	257.0	327	193	139	3	92	99	8	21	9	81	9	.909

Shelli Messer • RHP • Greenfield, Ind. • Mount Vernon High School

	<u>W-L</u>	<u>ERA</u>	<u>G</u>	<u>GS</u>	<u>CG</u>	<u>ShO</u>	<u>SV</u>	<u>IP</u>	<u>H</u>	<u>R</u>	<u>ER</u>	<u>HR</u>	<u>BB</u>	<u>SO</u>	<u>HB</u>	<u>WP</u>	<u>PO</u>	<u>A</u>	<u>E</u>	<u>FLD</u>
2002	0-0	3.50	1	0	0	0	0	2.0	4	5	1	1	2	1	0	0	32	144	24	.880
2003	1-1	5.35	9	3	0	0	0	17.0	15	14	13	2	13	13	2	3	17	43	4	.938
Totals	1-1	5.16	10	3	0	0	0	19.0	19	19	14	3	15	14	2	3	49	187	28	.893

Erika Petruzzi • LHP • Carmel, Ind. • Carmel High School

	<u>W-L</u>	<u>ERA</u>	<u>G</u>	<u>GS</u>	<u>CG</u>	<u>ShO</u>	<u>SV</u>	<u>IP</u>	<u>H</u>	<u>R</u>	<u>ER</u>	<u>HR</u>	<u>BB</u>	<u>SO</u>	<u>HB</u>	<u>WP</u>	<u>PO</u>	<u>A</u>	<u>E</u>	<u>FLD</u>
2010	5-3	4.48	17	5	0	0/2	1	59.1	76	48	38	7	20	22	4	6	3	20	2	.920
2011	1-1	5.68	5	4	0	0/0	0	12.1	18	11	10	2	2	2	1	0	26	6	2	.941
Totals	6-4	4.69	22	9	0	0/2	1	71.2	94	59	48	9	22	24	5	6	29	26	4	.932

Yvette Pinter • RHP • South Bend, Ind. • Saint Joseph's High School

	<u>W-L</u>	<u>ERA</u>	<u>G</u>	<u>GS</u>	<u>CG</u>	<u>ShO</u>	<u>SV</u>	<u>IP</u>	<u>H</u>	<u>R</u>	<u>ER</u>	<u>HR</u>	<u>BB</u>	<u>SO</u>	<u>HB</u>	<u>WP</u>	<u>PO</u>	<u>A</u>	<u>E</u>	<u>FLD</u>
1994	1-3	3.19	6	4	3	—	0	26.3	36	19	12	1	13	5	1	1	—	—	—	—

Julia Rice • RHP • Oak Park, Calif. • Oak Park High School

	<u>W-L</u>	<u>ERA</u>	<u>G</u>	<u>GS</u>	<u>CG</u>	<u>ShO</u>	<u>SV</u>	<u>IP</u>	<u>H</u>	<u>R</u>	<u>ER</u>	<u>HR</u>	<u>BB</u>	<u>SO</u>	<u>HB</u>	<u>WP</u>	<u>PO</u>	<u>A</u>	<u>E</u>	<u>FLD</u>
2010	1-2	4.98	8	5	0	0	0	19.2	22	15	14	2	8	7	2	1	0	6	0	1.000
2011	0-0	0.00	1	0	0	0	0	0.2	0	0	0	0	0	0	0	0	0	1	0	1.000
Totals	1-2	4.82	9	5	0	0	0	20.1	22	15	14	2	8	7	2	1	0	7	0	1.000



ALL-TIME PITCHERS REGISTER

Suzie Rzegocki • RHP • Lemont, Ill. • Lemont High School

	<u>W-L</u>	<u>ERA</u>	<u>G</u>	<u>GS</u>	<u>CG</u>	<u>ShO</u>	<u>SV</u>	<u>IP</u>	<u>H</u>	<u>R</u>	<u>ER</u>	<u>HR</u>	<u>BB</u>	<u>SO</u>	<u>HB</u>	<u>WP</u>	<u>PO</u>	<u>A</u>	<u>E</u>	<u>FLD</u>
2008	15-9	2.55	38	27	14	5	3	167.2	143	91	61	9	91	125	14	13	7	40	0	1.000
2009	24-12	1.48	41	36	24	6	0	237.0	169	71	50	9	91	187	21	17	10	62	2	.973
2010	21-22	2.56	50	44	34	8	3	276.1	234	139	101	18	97	216	20	10	16	106	2	.984
2011	26-17	2.18	45	41	35	10	0	259.2	233	126	81	16	68	200	19	10	9	103	8	.933
Totals	86-60	2.18	174	148	107	29	6	940.2	779	427	293	52	347	728	74	50	42	311	12	.967

Sheryl Scheve • RHP • St. Louis, Mo. • Ursuline Academy

	<u>W-L</u>	<u>ERA</u>	<u>G</u>	<u>GS</u>	<u>CG</u>	<u>ShO</u>	<u>SV</u>	<u>IP</u>	<u>H</u>	<u>R</u>	<u>ER</u>	<u>HR</u>	<u>BB</u>	<u>SO</u>	<u>HB</u>	<u>WP</u>	<u>PO</u>	<u>A</u>	<u>E</u>	<u>FLD</u>
1996	10-5	2.90	18	16	9	2	0	92.3	85	48	38	—	39	77	3	13	4	13	1	.944
1997	25-10	1.75	39	38	23	6	4	232	196	75	58	—	57	183	5	4	8	28	1	.973
1998	22-19	2.27	47	38	21	4	0	253	231	101	82	6	87	188	3	9	4	37	1	.976
Totals	57-34	2.16	103	93	53	12	4	578.0	512	224	178	6	183	448	11	26	16	78	3	.969

Becky Stone • LHP • Belleville, Ill. • O'Fallon Township

	<u>W-L</u>	<u>ERA</u>	<u>G</u>	<u>GS</u>	<u>CG</u>	<u>ShO</u>	<u>SV</u>	<u>IP</u>	<u>H</u>	<u>R</u>	<u>ER</u>	<u>HR</u>	<u>BB</u>	<u>SO</u>	<u>HB</u>	<u>WP</u>	<u>PO</u>	<u>A</u>	<u>E</u>	<u>FLD</u>
2006	0-1	15.75	2	0	0	0	0	2.2	7	7	6	0	1	1	2	0	361	32	8	.980

Kaity Stratten • RHP • Bloomington, Ind. • Bloomington North High School

	<u>W-L</u>	<u>ERA</u>	<u>G</u>	<u>GS</u>	<u>CG</u>	<u>ShO</u>	<u>SV</u>	<u>IP</u>	<u>H</u>	<u>R</u>	<u>ER</u>	<u>HR</u>	<u>BB</u>	<u>SO</u>	<u>HB</u>	<u>WP</u>	<u>PO</u>	<u>A</u>	<u>E</u>	<u>FLD</u>
2008	0-0	0.00	1	0	0	0	0	1.0	0	0	0	0	1	1	0	0	0	0	0	0.00

TEAM GAME BATTING RECORDS



At-Bats

63	vs. Minnesota (4/29/00)
46	vs. Michigan (4/7/99)
46	vs. Loyola (4/14/11)
45	vs. Iowa State (2/18/07)
41	vs. Minnesota (4/20/95)
40	vs. Penn State (3/30/96)
40	vs. Illinois (4/15/06)
39	vs. Pittsburgh (3/19/04)
39	vs. San Diego State (2/12/10)
38	four times, last vs. Indiana (5/9/09)

Runs

19	vs. IPFW (Game 2) (4/8/03)
18	vs. IUPUI (Game 2) (4/6/11)
17	vs. Bowling Green (3/26/09)
16	vs. Belmont (3/14/98)
16	vs. Ohio State (4/14/99)
16	vs IUPUI (4/17/07)
14	vs. Wright State (2/19/06)
14	Louisiana-Lafayette (3/20/10)
13	vs. Northeastern Illinois (3/14/97)
13	vs. Florida (3/1/02)
13	vs. Valparaiso (3/13/02)
13	vs. Villanova (3/10/06)

Hits

18	vs. Belmont (3/14/98)
18	vs. Ohio State (4/14/99)
18	vs. Western Illinois (2/25/06)
18	vs. IUPUI (Game 2) (4/6/11)
17	vs. Northeastern Illinois (3/14/97)
17	vs. Northeastern Illinois (3/20/97)
17	vs. Arkansas (3/13/99)
17	vs. Minnesota (4/29/00)
17	vs. Wright State (2/19/06)
17	vs. George Mason (3/15/06)
17	vs. IUPUI (4/17/07)

Doubles

7	vs. Marist (2/24/07)
7	vs. IUPUI (Game 2) (4/6/11)
6	vs. Indiana State (4/24/96)
5	vs. Wisconsin (4/6/96)
5	vs. Northeastern Illinois (3/20/97)
5	vs. Indiana State (4/1/98)
5	vs. Temple (2/13/04)
5	vs. Bowling Green (3/26/09)

Triples

3	vs. UNC-Wilmington (3/6/94)
2	vs. Canisius (3/5/94)
2	vs. Ball State (3/26/97)
2	vs. Evansville (3/19/98)
2	vs. Ball State (3/30/99)
2	vs. Ohio State (4/14/99)
2	vs. Radford (2/20/00)
2	vs. IUPUI (4/23/03)
2	vs. Villanova (2/20/04)
2	vs. Detroit (3/26/05)
2	vs. South Alabama (2/9/08)
2	vs. Appalachian State (2/24/08)
2	vs. Northern Illinois (2/27/10)
2	vs. New Mexico (3/17/10)
2	vs. Miami Redhawks (3/24/10)

Home Runs

4	vs. UNLV (2/14/03)
4	vs. IUPUI (4/17/07)
3	vs. Valparaiso (4/18/00)
3	vs. Minnesota (3/30/01)
3	vs. Florida A&M (2/9/02)
3	vs. Butler (3/26/08)
3	vs. Wisconsin (4/04/08)

3	vs. Michigan State (4/19/08)
3	vs. Illinois (4/29/09)
3	vs. North Dakota State (2/14/10)
3	vs. Louisiana-Lafayette (3/20/10)
3	Penn State (4/3/10)
3	vs. Buffalo (3/11/11)
3	vs. Iowa (4/2/11)

Runs Batted In

16	vs. IPFW (Game 2) (4/8/03)
16	vs. Bowling Green (4/26/09)
16	vs. IUPUI (Game 2) (4/6/11)
15	vs. Ohio State (4/14/99)
14	vs. Belmont (3/14/98)
14	vs. IUPUI (4/17/07)
13	vs. Florida (3/1/02)
13	vs. Wright State (2/19/06)
13	vs. Louisiana Lafayette (3/20/10)
12	vs. Northeastern Illinois (3/13/97)
12	vs. George Mason (3/15/06)
12	vs. Iowa (4/2/11)

Bases On Balls

9	vs. Villanova (3/10/06)
9	vs. Florida International (2/23/07)
9	vs. Syracuse (2/17/08)
8	vs. IPFW (Game 2) (4/8/03)
8	vs. Wisconsin (4/18/10)
8	vs. Minnesota (5/1/10)
7	vs. IUPUI (3/20/02)
7	vs. Bradley (2/25/05)
7	vs. UIC (3/20/05)
7	vs. New Mexico (2/17/06)
7	vs. Louisiana-Lafayette (3/20/10)
7	vs. Miami (Ohio) (3/24/10)
6	nine times, last vs. Northern Illinois (2/27/10)

Strikeouts

18	vs. California (3/15/01)
17	vs. Northwestern (4/6/07)
15	vs. Northwestern (3/7/04)
15	vs. Northwestern (4/16/06)
14	vs. Louisiana-Lafayette (2/19/05)
14	vs. Auburn (2/22/09)
14	vs. Michigan (4/4/09)
14	vs. San Diego State (2/12/10)
13	vs. Penn State (4/9/00)
13	vs. Ohio State (2/9/01)
13	vs. Minnesota (4/6/03)
13	vs. Iowa (4/11/09)
13	vs. LSU (2/12/11)

Stolen Bases

12	vs. Michigan State (2/28/10)
9	vs. Villanova (3/10/06)
9	vs. Minnesota (5/1/10)
7	vs. Oregon (2/18/95)
7	vs. Temple (3/5/99)
7	vs. Marist (2/24/07)
7	vs. Appalachian State (2/15/09)
7	vs. Buffalo (3/13/10)
6	13 times, last vs. Texas State (2/20/11)

Left On Base

18	vs. Minnesota (4/29/00)
16	vs. Indiana (4/14/02)
15	vs. Michigan (4/7/99)
14	vs. Minnesota (4/30/95)
14	vs. Florida International (2/23/07)
13	vs. Notre Dame (4/1/03)
13	vs. Indiana (5/8/05)
13	vs. Loyola (4/14/11)
12	seven times, last vs. Valparaiso (4/16/09)



TEAM GAME PITCHING RECORDS

Innings Pitched

16.0 _____ vs. Minnesota (4/29/00)
 12.0 _____ vs. Iowa State (2/18/07)
 10.1 _____ vs. Michigan (4/7/99)
 10.1 _____ vs. Loyola (4/14/11)
 10.0 _____ vs. Butler (4/12/94)
 10.0 _____ vs. Indiana (4/26/95)
 10.0 _____ vs. Georgia (3/7/98)
 10.0 _____ vs. Penn State (4/13/01)
 10.0 _____ vs. Western Michigan (4/25/01)
 10.0 _____ vs. Pittsburgh (3/19/04)
 10.0 _____ vs. Minnesota (4/17/04)
 10.0 _____ vs. Illinois (4/15/06)
 10.0 _____ vs. San Diego State (2/12/10)

Hits Allowed

17 _____ vs. Michigan (3/25/95)
 17 _____ vs. Middle Tennessee State (2/21/09)
 16 _____ vs. Coker (3/12/94)
 16 _____ vs. Indiana State (3/28/99)
 16 _____ vs. #5 Louisiana-Lafayette (2/20/05)
 16 _____ vs. Wisconsin (4/22/05)
 15 _____ vs. Iowa (3/30/97)
 15 _____ vs. BYU (3/10/07)
 14 _____ vs. Minnesota (4/30/95)
 14 _____ vs. Minnesota (4/20/96)
 14 _____ vs. Notre Dame (4/3/01)
 14 _____ vs. Michigan State (4/24/04)
 14 _____ vs. Missouri (3/7/08)

Runs Allowed

17 _____ vs. Northwestern (4/14/00)
 15 _____ vs. #5 Louisiana-Lafayette (2/20/05)
 14 _____ vs. Indiana State (3/28/99)
 14 _____ vs. Michigan (4/9/06)
 13 _____ vs. Iowa (3/30/97)
 13 _____ vs. Northwestern (4/25/04)
 13 _____ vs. Michigan (4/9/11)
 12 _____ vs. Michigan (3/25/95)
 12 _____ vs. Nevada (3/17/04)
 12 _____ vs. Tennessee (2/18/06)
 12 _____ vs. Valparaiso (4/18/07)
 12 _____ vs. Washington (3/21/10)
 12 _____ vs. Michigan (4/25/10)

Bases On Balls

10 _____ vs. Florida State (2/13/98)
 10 _____ vs. South Alabama (2/9/08)
 9 _____ vs. #5 Louisiana-Lafayette (2/20/05)
 8 _____ vs. Loyola-Chicago (3/24/98)
 8 _____ vs. Notre Dame (4/6/04)
 8 _____ vs. IUPUI (2/24/06)
 8 _____ vs. Nevada (5/18/08)
 8 _____ vs. Louisiana-Lafayette (3/20/10)
 7 _____ 17 times, last vs. Wisconsin (4/5/08)

Strikeouts

18 _____ vs. Minnesota (4/29/00)
 17 _____ vs. IPFW (3/27/04)
 16 _____ vs. Miami (Ohio) (4/25/96)
 14 _____ vs. Wichita State (2/27/98)
 13 _____ vs. Northern Illinois (3/3/96)
 13 _____ vs. Indiana State (4/24/96)
 13 _____ vs. Wisconsin (3/31/01)
 13 _____ vs. Wisconsin (4/23/06)
 12 _____ four times, last vs. Northern Illinois, 2/10/01

No-Hitters

W, 9-0 _____ vs. IPFW (4/19/94)
 W, 10-0 _____ vs. Butler (3/23/96)
 W, 16-0 _____ vs. Belmont (3/14/98)*
 W, 1-0 _____ vs. Temple (2/19/00)
 W, 3-0 _____ vs. Iowa State (2/26/00)
 W, 1-0 _____ vs. Mississippi (2/9/02)
 W, 8-0 _____ vs. Gardner Webb (3/22/03)
 W, 8-0 _____ vs. IPFW (Game 1) (4/8/03)
 W, 9-0 _____ vs. Eastern Illinois (Game 1) (4/16/03)
 W, 4-0 _____ vs. Utah State (3/20/04)
 W, 8-2 _____ vs. IPFW (3/27/04)
 W, 8-0 _____ vs. UMKC (2/11/05)
 W, 7-0 _____ vs. Ball State (4/4/06)*
 W, 9-0 _____ vs. UC Davis (2/29/08)
 W 7-0 _____ at Ball State (Game 2) (4/24/10)

*denotes combined no-hitter

One-Hitters

W, 6-1 _____ vs. Ball State (3/21/95)
 W, 1-0 _____ vs. Wright State (3/9/96)
 W, 9-0 _____ vs. Eastern Kentucky (3/9/96)
 W, 1-0 _____ vs. Indiana State (4/24/96)
 W, 9-0 _____ vs. Loyola Marymount (3/16/97)
 W, 2-0 _____ vs. Loyola-Chicago (4/10/97)
 W, 1-0 _____ vs. Florida State (3/12/98)
 W, 8-1 _____ vs. Michigan State (4/11/98)
 W, 4-0 _____ vs. Liberty (2/20/99)
 W, 3-0 _____ vs. Louisiana-Monroe (2/11/00)
 W, 2-0 _____ vs. Maryland (3/10/00)
 W, 1-0 _____ vs. Indiana State (3/29/00)
 W, 3-0 _____ vs. Michigan State (3/31/00)
 W, 8-0 _____ vs. Butler (4/5/00)
 W, 2-0 _____ vs. Butler (4/5/00)
 W, 1-0 _____ vs. Valparaiso (4/18/00)
 W, 1-0 _____ vs. Indiana (5/6/00)
 W, 4-0 _____ vs. Texas A&M-CC (3/3/01)
 T, 0-0 _____ vs. Texas-Arlington (3/4/01)
 W, 1-0 _____ vs. Eastern Illinois (3/16/01)
 W, 2-1 _____ vs. Northwestern (4/22/01)
 W, 8-0 _____ vs. Florida A&M (2/9/02)
 L, 0-1 _____ vs. Georgia (2/10/02)
 W, 1-0 _____ vs. Texas (2/16/02)
 W, 8-0 _____ vs. IUPUI (3/20/02)
 W, 8-0 _____ vs. IPFW (3/23/02)
 W, 7-0 _____ vs. Butler (4/3/02)
 W, 12-0 _____ vs. Tennessee State (Game 1) (3/17/03)
 W, 11-0 _____ vs. IPFW (3/23/03)
 W, 8-0 _____ vs. Illinois-Chicago (Game 1) (3/26/03)
 W, 2-0 _____ vs. IUPUI (Game 2) (4/23/03)
 W, 4-0 _____ vs. Virginia (3/17/04)
 W, 8-0 _____ vs. Valparaiso (3/24/04)
 W, 2-0 _____ vs. IPFW (3/27/04)
 W, 8-0 _____ vs. IUPUI (4/20/04)
 W, 2-0 _____ vs. Akron (3/18/05)
 W, 9-1 _____ vs. Illinois (4/10/05)
 W, 9-0 _____ vs. Minnesota (4/24/05)
 W, 10-0 _____ vs. Jacksonville (3/9/06)
 W, 2-0 _____ vs. Butler (3/28/06)
 W, 10-0 _____ vs. IUPUI (4/2/08)
 W 2-0 _____ vs. IUPUI (Game 1) (3/31/10)
 W 6-0 _____ vs. IUPUI (Game 2) (3/31/10)*
 W 1-0 _____ vs. Butler (Game 1) (4/1/10)

INDIVIDUAL GAME BATTING RECORDS

At-Bats

8 _____ Katie Crabtree _____ vs. Minnesota (4/29/00)
 8 _____ Heidi Foster _____ vs. Minnesota (4/29/00)
 8 _____ Shahara Nixon _____ vs. Minnesota (4/29/00)
 7 _____ Chrissy Davie _____ vs. Minnesota (4/29/00)
 7 _____ Angi Roembke _____ vs. Minnesota (4/29/00)
 7 _____ Andrea Roush _____ vs. Minnesota (4/29/00)
 6 _____ Seven times, last by Varsho, Garst, Rains _____ vs. Loyola (4/14/11)

Runs

4 _____ Jody Meister _____ vs. Northeastern Illinois (3/20/97)
 4 _____ Katie Mitchell _____ vs. Bowling Green (3/26/09)
 4 _____ Molly Garst _____ vs. Louisiana-Lafayette (3/20/10)
 4 _____ Molly Garst _____ vs. Minnesota (5/2/10)
 4 _____ Molly Garst _____ vs. IUPUI (Game 2) (4/6/11)
 3 _____ 56 times, last by Kristen Allen _____ vs. Michigan State (4/28/10)

Hits

5 _____ Angi Roembke _____ vs. Indiana (4/14/02)
 4 _____ 37 times, last by Lindsey Rains _____ vs. Wisconsin (5/8/11)

Doubles

3 _____ Andrea Hillsey _____ vs. Texas A&M-Corpus Christi (3/3/02)
 2 _____ 48 times, last by Grant, Fletcher _____ vs. IUPUI (Game 2) (4/6/11)

Triples

2 _____ Yvette Pinter _____ vs. Canisius (3/5/94)
 2 _____ Jennifer Blasnick _____ vs. UNC-Wilmington (3/6/94)
 2 _____ Katie Crabtree _____ vs. Radford (2/20/02)
 2 _____ Andrea Hillsey _____ vs. IUPUI (4/23/03)
 2 _____ Tricia Lilley _____ vs. Villanova (2/20/04)
 2 _____ Tricia Lilley _____ vs. Detroit (3/26/05)
 2 _____ Ashley Hall _____ vs. South Alabama (2/9/08)

Home Runs

2 _____ Jenny Schoen _____ vs. Loyola-Chicago (4/10/97)
 2 _____ Heidi Foster _____ vs. Minnesota (3/30/01)
 2 _____ Laura Martin _____ vs. Florida A&M (2/9/02)
 2 _____ Tricia Lilley _____ vs. UC Riverside (2/16/03)
 2 _____ Heidi Foster _____ vs. Oregon State (3/1/03)
 2 _____ Kristen Schell _____ vs. IPFW (Game 2) (4/8/03)
 2 _____ DaQueta Johnson _____ vs. Dayton (2/22/04)
 2 _____ Erika Peterson _____ vs. Penn State (5/2/04)
 2 _____ Katie Fortune _____ vs. Bowling Green (2/27/05)
 2 _____ DaQueta Johnson _____ vs. Villanova (3/10/06)
 2 _____ Katie Mitchell _____ vs. Michigan State (3/24/07)
 2 _____ Katie Mitchell _____ vs. Butler (3/26/08)
 2 _____ Jenna Alexander _____ vs. Wisconsin (4/4/08)
 2 _____ Katie Mitchell _____ vs. Florida Atlantic (3/16/09)
 2 _____ Erika Petruzzi _____ vs. North Dakota State (2/14/10)
 2 _____ Liane Horiuchi _____ vs. Louisiana-Lafayette (3/20/10)
 2 _____ Suzie Rzegocki _____ vs. Ball State (4/21/10)
 2 _____ Molly Garst _____ vs. IUPUI (Game 1) (4/6/11)

Runs Batted In

7 _____ Staci Falzon _____ vs. IPFW (Game 1) (4/8/03)
 7 _____ DaQueta Johnson _____ vs. Dayton (2/22/04)
 6 _____ Tricia Lilley _____ vs. UC Riverside (2/16/03)
 6 _____ Kristen Schell _____ vs. IPFW (Game 2) (4/8/03)
 6 _____ Christina Trauger _____ vs. IUPUI (4/17/07)
 6 _____ Liane Horiuchi _____ vs. Louisiana-Lafayette (3/20/10)
 6 _____ Molly Garst _____ vs. IUPUI (Game 1) (4/6/11)
 5 _____ 10 times, last by Katie Mitchell _____ vs. Butler (3/26/08)

Bases On Balls

3 _____ Jody Meister _____ vs. Wright State (3/9/96)
 3 _____ Kristin Billen _____ vs. St. Mary's (3/13/97)
 3 _____ Jesse Jones _____ vs. Southern Illinois (3/16/00)
 3 _____ Jesse Jones _____ vs. Minnesota (4/29/00)
 3 _____ Andrea Hillsey _____ vs. Cal Poly (2/15/03)
 3 _____ Jesse Jones _____ vs. Indiana (5/3/03)
 3 _____ Andrea Hillsey _____ vs. Indiana (5/4/03)
 3 _____ Andrea Hillsey _____ vs. Indiana (5/4/03)
 3 _____ Shelli Messer _____ vs. Illinois-Chicago (3/20/05)
 3 _____ Jenna Alexander _____ vs. Florida International (2/23/07)
 3 _____ Alicia Spack _____ vs. Miami (Ohio) (4/10/07)
 3 _____ Kelsey Hauptert _____ vs. Wisconsin (4/15/07)
 3 _____ Katie Mitchell _____ vs. Michigan State (4/22/07)
 3 _____ Christina Trauger _____ vs. Central Michigan (3/8/08)
 3 _____ Ashley Barr _____ vs. Northwestern (4/18/09)
 3 _____ Liane Horiuchi _____ vs. Northern Illinois (2/27/10)
 3 _____ Jenna Alexander _____ vs. Northwestern (3/27/10)

Strikeouts

4 _____ Chrissy Davie _____ vs. Wisconsin (4/28/00)
 4 _____ Jesse Jones _____ vs. Iowa (4/7/02)
 4 _____ Katie Mitchell _____ vs. South Florida (3/17/06)
 4 _____ Beth Cinadr _____ vs. Pacific (3/1/08)
 3 _____ 73 times, last by Lauren Grant _____ vs. Wisconsin (5/8/11)

Stolen Bases

3 _____ Jenny Schoen _____ vs. Valparaiso (4/5/95)
 3 _____ Katie Crabtree _____ vs. Loyola-Chicago (3/28/99)
 3 _____ Katie Crabtree _____ vs. Iowa State (2/26/00)
 3 _____ Angi Roembke _____ vs. Eastern Illinois (4/16/03)
 3 _____ Ashley Hall _____ vs. Villanova (3/10/06)
 3 _____ Ashley Hall _____ vs. George Mason (3/18/06)
 3 _____ Ashley Hall _____ vs. Kennesaw State (2/10/07)
 3 _____ Ashley Hall _____ vs. San Jose State (3/2/07)
 3 _____ Molly Garst _____ vs. Appalachian State (2/15/09)
 3 _____ Liane Horiuchi _____ vs. Appalachian State (2/15/09)
 3 _____ Liane Horiuchi _____ vs. Wisconsin (3/22/09)
 3 _____ Liane Horiuchi _____ vs. Houston (2/20/10)
 3 _____ Liane Horiuchi _____ vs. Saint Louis (2/26/10)
 3 _____ Molly Garst _____ vs. Buffalo (3/13/10)
 3 _____ Molly Garst _____ vs. Cal State Fullerton (3/17/10)
 3 _____ Molly Garst _____ vs. Louisiana-Lafayette (3/20/10)
 3 _____ Kristen Allen _____ vs. Michigan State (4/28/10)
 3 _____ Molly Garst _____ vs. Minnesota (5/2/10)
 3 _____ Molly Garst _____ vs. IUPUI (Game 2) (4/6/11)

Batting

5-5 _____ Angi Roembke _____ vs. Indiana (4/14/02)
 4-4 _____ Jenny Schoen _____ vs. Texas Tech (3/9/97)
 4-4 _____ Jenny Schoen _____ vs. Michigan State (4/20/97)
 4-4 _____ Mandy Smart _____ vs. Marshall (3/13/98)
 4-4 _____ Sam Mercier _____ vs. Indiana State (4/1/98)
 4-4 _____ Sam Mercier _____ vs. Liberty (2/20/99)
 4-4 _____ Mandy Smart _____ vs. Texas (3/4/99)
 4-4 _____ Mandy Smart _____ vs. Arkansas (3/13/99)
 4-4 _____ Jesse Jones _____ vs. Toledo (3/26/00)
 4-4 _____ Angi Roembke _____ vs. Western Kentucky (3/16/01)
 4-4 _____ Heidi Foster _____ vs. Iowa (4/20/01)
 4-4 _____ Katie Crabtree _____ vs. Virginia Tech (3/7/02)
 4-4 _____ Andrea Hillsey _____ vs. George Mason (3/17/02)
 4-4 _____ Katie Crabtree _____ vs. IUPUI (3/20/02)
 4-4 _____ Shelli Messer _____ vs. IPFW (3/27/04)
 4-4 _____ Andrea Hillsey _____ vs. Arkansas (2/13/05)
 4-4 _____ Ashley Hall _____ vs. New Mexico (2/17/06)
 4-4 _____ Ashley Hall _____ vs. South Alabama (2/9/08)
 4-4 _____ Liane Horiuchi _____ vs. Bowling Green (3/26/09)
 4-4 _____ Ashley Barr _____ vs. Cal State Fullerton (3/17/10)

INDIVIDUAL GAME PITCHING RECORDS

Innings Pitched

12.0	Ashley DiDomenico	vs. Iowa State (2/18/07)
10.0	Deana Jackson	vs. Butler (4/12/94)
10.0	Sheryl Scheve	vs. Georgia (3/7/98)
10.0	Suzie Rzegocki	vs. San Diego State (2/12/10)
9.2	Jenn Markert	vs. Michigan (3/26/95)
9.0	Deana Jackson	vs. Coker (3/12/94)
9.0	Sheryl Scheve	vs. Western Illinois (3/3/96)
9.0	Jenn Markert	vs. Penn State (3/30/96)
9.0	Jenn Markert	vs. Minnesota (4/20/96)
9.0	Sheryl Scheve	vs. Michigan State (4/19/97)
9.0	Sheryl Scheve	vs. Indiana (4/15/98)
9.0	Brooke Baker	vs. Illinois (4/09/04)
9.0	Suzie Rzegocki	vs. Wisconsin (5/8/11)
8.2	Brooke Baker	vs. Wisconsin (4/22/05)
8.2	Suzie Rzegocki	vs. Michigan (4/4/09)
8.1	Jenny Deno	vs. Iowa (3/29/97)
8.1	Sheryl Scheve	vs. Indiana State (4/2/97)
8.1	Meagan Dooley	vs. Wisconsin (4/28/00)
8.1	Leighann Burke	vs. Wisconsin (3/31/01)
8.0	22 times, last by Suzie Rzegocki	vs. Ball State (3/27/11)

Hits Allowed

16	Deana Jackson	vs. Coker (3/12/94)
16	Crystal Inman	vs. Indiana State (3/28/99)
15	Brooke Baker	vs. BYU (3/10/07)
14	Jaime Martino	vs. Michigan (3/25/95)
14	Brooke Baker	vs. Wisconsin (4/22/05)
13	Deana Jackson	vs. Canisius (3/5/94)
13	Sheryl Scheve	vs. Missouri (3/14/96)
13	Brooke Baker	vs. Michigan State (4/7/06)
13	Suzie Rzegocki	vs. Louisville (5/15/09)
13	Suzie Rzegocki	vs. San Diego State (2/12/10)
12	Deana Jackson	vs. Indianapolis (4/21/94)
12	Deana Jackson	vs. Butler (4/29/94)
12	Jenn Markert	vs. Northern Iowa (2/26/95)
12	Jenn Markert	vs. Michigan (3/26/95)
12	Jenny Deno	vs. Valparaiso (4/5/95)
12	Sheryl Scheve	vs. Georgia (3/7/98)
12	Leighann Burke	vs. North Carolina (2/18/00)
12	Suzie Rzegocki	vs. New Mexico (3/17/10)

Bases On Balls

8	Sheryl Scheve	vs. Florida State (2/13/98)
8	Diana LaRiva	vs. Notre Dame (4/6/04)
8	Brooke Baker	vs. IUPUI (2/24/06)
8	Suzie Rzegocki	vs. Louisiana-Lafayette (3/20/10)
7	Deana Jackson	vs. Butler (4/29/94)
7	Jenn Markert	vs. UNLV (2/17/96)
7	Nicole Crouse	vs. Auburn (2/9/01)
7	Leighann Burke	vs. California (3/15/01)
7	Brooke Baker	vs. Indiana (5/7/06)
6	25 times, last by Suzie Rzegocki	vs. Illinois (4/13/11)

Strikeouts

17	Diana LaRiva	vs. IPFW (3/27/04)
16	Jenn Markert	vs. Miami (Ohio) (4/25/96)
14	Sheryl Scheve	vs. Wichita State (2/27/98)
13	Jenn Markert	vs. Northern Illinois (3/3/96)
13	Jenn Markert	vs. Indiana State (4/24/96)
13	Melissa Burns	vs. Wisconsin (4/23/06)

12	Jenn Markert	vs. McNeese State (2/16/96)
12	Jenn Markert	vs. Tennessee (3/7/96)
12	Jenn Markert	vs. Northwestern (4/27/96)
12	Leighann Burke	vs. Wisconsin (3/31/01)
11	Jenn Markert	vs. Michigan (4/17/96)
11	Sheryl Scheve	vs. Northeastern Illinois (3/20/97)
11	Crystal Inman	vs. Seton Hall (3/16/00)
11	Leighann Burke	vs. Minnesota (4/29/00)
11	Leighann Burke	vs. Northern Illinois (2/10/01)
11	Diana LaRiva	vs. UMKC (2/11/05)
11	Diana LaRiva	vs. George Mason (3/15/06)
11	Suzie Rzegocki	vs. Texas A&M (3/14/09)
11	Suzie Rzegocki	vs. Minnesota (3/28/09)
11	Suzie Rzegocki	vs. Michigan (4/9/11)
11	Suzie Rzegocki	vs. Ohio State (4/17/11)
10	10 times, last by Suzie Rzegocki	vs. New Mexico (3/17/10)

No-Hitters (Complete Game)

		13 (detailed on pages 48-50)
First	Deana Jackson	vs. IPFW (4/19/94)
Last	Suzie Rzegocki	at Ball State (4/21/10)

One-Hitters (Complete Game)

Jenn Markert	vs. Ball State (3/21/95)
Sheryl Scheve	vs. Wright State (3/9/96)
Jenny Deno	vs. Eastern Kentucky (3/9/96)
Jenn Markert	vs. Indiana State (4/24/96)
Sheryl Scheve	vs. Loyola Marymount (3/16/97)
Sheryl Scheve	vs. Florida State (3/12/98)
Sheryl Scheve	vs. Michigan State (4/11/98)
Nicole Crouse	vs. Liberty (2/20/99)
Crystal Inman	vs. Maryland (3/10/00)
Leighann Burke	vs. Butler (4/5/00)
Leighann Burke	vs. Valparaiso (4/18/00)
Nicole Crouse	vs. Texas A&M-Corpus Christi (3/3/01)
Leighann Burke	vs. Eastern Illinois (3/16/01)
Meagan Dooley	vs. Northwestern (4/22/01)
Leighann Burke	vs. Florida A&M (2/9/02)
Leighann Burke	vs. Texas (2/10/02)
Nicole Crouse	vs. IUPUI (3/20/02)
Leighann Burke	vs. IPFW (3/23/02)
Leighann Burke	vs. Butler (4/3/02)
Leighann Burke	vs. Tennessee State (Game 1) (3/17/03)
Leighann Burke	vs. IPFW (3/23/03)
Leighann Burke	vs. Illinois-Chicago (Game 1) (3/26/03)
Diana LaRiva	vs. IUPUI (Game 2) (4/23/03)
Brooke Baker	vs. Virginia (3/12/04)
Brooke Baker	vs. Valparaiso (3/24/04)
Diana LaRiva	vs. IPFW (3/27/04)
Diana LaRiva	vs. IUPUI (4/20/04)
Brooke Baker	vs. Akron (3/18/05)
Brooke Baker	vs. Illinois (4/10/05)
Diana LaRiva	vs. Minnesota (4/24/05)
Suzie Rzegocki	vs. IUPUI (4/2/08)
Suzie Rzegocki	vs. IUPUI (Game 1) (3/31/10)
Suzie Rzegocki	vs. Butler (Game 1) (4/1/10)

NO-HITTERS



*Deana Jackson vs. IPFW
April 19, 1994
Purdue Varsity Softball Field*


It took merely 28 games for the Purdue softball program to record its first no-hitter, as senior Deana Jackson turned the trick vs. IPFW in the first game of a doubleheader April 19, 1994. It was a five-inning gem, as the Boilermakers beat the Mastodons 9-0 at the Varsity Softball Field. Jackson walked three and struck out five while allowing only one ball to be hit to the outfield. Her catcher, Susan Denny, provided the offensive fireworks with a three-run homer as part of a six-run uprising in the first inning. Jackson came back and fired a four-hit shutout in the nightcap as Purdue won 2-0.



	R	H	E					R-H-E
IPFW	0	0	0	0	0	-	-	0-0-2
Purdue	6	1	2	0	x	-	-	9-8-0

*Jenny Deno vs. Butler
March 23, 1996
Purdue Varsity Softball Complex*

En route to the Boilermaker Classic championship, sophomore Jenny Deno no-hit Butler on March 23, 1996, at the Varsity Softball Complex. The Boilermakers blanked the Bulldogs 10-0 in six innings, scoring two runs in the fourth and four in both the fifth and sixth. Deno walked three and struck out five. She allowed two balls to be hit to the outfield. Purdue collected 14 hits, led by shortstop Jennifer Blasnick with three. Designated player Kimberly Dennis and second baseman Sam Mercier both had two RBI.



	R	H	E					R-H-E
Purdue	0	0	0	2	4	4	-	10-14-2
Butler	0	0	0	0	0	0	-	0-0-0


NON-TRADITIONAL NO-HITTER

In a 16-0, four-inning win over Belmont at the Florida State Tournament in Tallahassee, Fla., on March 14, 1998, seniors Sheryl Scheve and Jaime Martino both pitched two hitless innings at Messer Field. Scheve started and struck out five of the six batters she faced before being relieved by Martino, who allowed a walk during her stint. The Boilermakers, who banged out a then-school-record 18 hits in the game, scored six runs in the first inning, eight in the second and two in the third.



*Meagan Dooley vs. Temple
Feb. 19, 2000 – Raleigh, N.C.*

Junior Meagan Dooley authored the first seven-inning no-hitter in Purdue history when she and the Boilermakers beat Temple 1-0 on Feb. 19, 2000, at the Triangle Classic in Raleigh, N.C. The only run was a homer by third baseman Jesse Jones in the top of the second inning. In fact, Jones' shot was the only hit allowed by Temple pitcher Bari Lynn Pflueger. Dooley walked two and struck out two. She allowed just one ball hit to the outfield, a routine fly to center in the sixth, while inducing 16 groundball outs.



	R	H	E					R-H-E
Purdue	0	1	0	0	0	0	0	1-1-1
Temple	0	0	0	0	0	0	0	0-0-0

*Meagan Dooley vs. Iowa State
Feb. 26, 2000 – Santa Barbara, Calif.*

Johnny Vander Meer of the Cincinnati Reds is the only pitcher in Major League Baseball history to throw no-hitters in back-to-back starts. Junior Meagan Dooley was nearly as impressive, as she authored two in a span of seven days. She had two starts in between the two "no-no's." Her second came over Iowa State, on Feb. 26, 2000, at the UC Santa Barbara Tournament in Santa Barbara, Calif. The Boilermakers won 3-0 in five innings. Dooley walked one and struck out three. She did not allow a ball to be hit to the outfield and recorded three outs on ground balls back to the pitching circle. Outfielder Chrissy Davie socked a solo home run to pace the six-hit Purdue attack.

	R	H	E					R-H-E
Purdue	0	0	0	1	2	-	-	3-6-3
Iowa State	0	0	0	0	0	-	-	0-0-0

*Meagan Dooley vs. Mississippi
Feb. 9, 2002 – St. Augustine, Fla.*

In the first start of her senior season, Meagan Dooley authored her third career no-hitter in a 1-0 victory over Mississippi on Feb. 9, 2002, at the Triple Crown Invitational in St. Augustine, Fla. She walked four and struck out a career-high-tying eight while allowing three balls to be hit to the outfield. The Boilermakers scored their lone run in the bottom of the fifth inning when pinch runner Angela Knight and second baseman Andrea Hillsey pulled off a double steal, Knight taking second and Hillsey swiping home. Purdue managed only two hits, one apiece by first baseman Heidi Foster and center fielder Andrea Roush.

	R	H	E					R-H-E
Mississippi	0	0	0	0	0	0	0	0-0-2
Purdue	0	0	0	0	1	0	x	1-2-1

Leighann Burke vs. Gardner-Webb
 March 22, 2003 – Purdue Varsity Softball Complex



One of the most celebrated pitchers in school history, Leighann Burke, registered her first no-hitter as the Boilermakers blanked Gardner-Webb 8-0 in the first game of the Boilermaker Invitational. It was a bit anticlimactic, as Purdue scored a run in the bottom of the fifth inning to end the game via the mercy rule. Burke dominated, striking out eight of the 18 batters she faced while allowing two walks. Only one ball was hit out of the infield, a lazy foul fly to left fielder Angi Roembke in the fourth inning. The Boilermakers socked three home runs – shortstop Tricia Lilley, third baseman Jesse Jones and designated hitter Laura Martin – while scoring in every inning.

								R-H-E
Gardner Webb	0	0	0	0	0	-	-	0-0-2
Purdue	2	1	3	1	1	-	-	8-9-0

Diana LaRiva vs. IPFW
 April 8, 2003 – Purdue Varsity Softball Complex



For the second time in just over two weeks, a Purdue pitcher tossed a no-hitter but wasn't in the pitcher's circle at the end of the game to celebrate it. Diana LaRiva was credited with her first no-hitter in the Boilermakers' 8-0, five-inning win over IPFW. Purdue scored two runs in the bottom of the fifth to end the shortened affair. LaRiva struck out six and walked one. She fanned the side in the first inning. All nine Purdue starters collected at least one hit. Designated player Staci Falzon was 2-for-3 with a double and a triple and four RBI. Second baseman Andrea Hillsey homered.

								R-H-E
IPFW	0	0	0	0	0	-	-	0-0-2
Purdue	4	2	0	0	2	-	-	8-10-0

Leighann Burke vs. Eastern Illinois
 April 16, 2003 – Purdue Varsity Softball Complex

Leighann Burke tied the school record with two no-hitters in a season as she and the Boilermakers disposed of Eastern Illinois 9-0 in another shortened game, this one lasting six innings. Purdue ended the affair by scoring five runs in the sixth inning, the last three coming on a home run by catcher Jesse Jones. Burke struck out five and did not walk a batter. The only thing that kept her from a perfect game was when Eastern Illinois pitcher Kristen Becker reached on a second-inning error. The Panthers hit merely two balls out of the infield. Purdue led just 1-0 in the bottom of the fifth before scoring three times, including a two-run homer by center fielder Andrea Roush. The Boilermakers finished with 12 hits.

								R-H-E
Eastern Illinois	0	0	0	0	0	0	-	0-0-2
Purdue	1	0	0	0	3	5	-	9-12-1

Diana LaRiva vs. Utah State
 March 20, 2004 - Sacramento, Calif.

Already the owner of a five-inning no-hitter, Diana LaRiva added a seven-inning gem to her resume in a 4-0 win over Utah State in the Capital Classic. LaRiva walked three and struck out nine. She allowed five fly ball outs to the outfield. The game was scoreless until the top of the fourth inning, when second baseman Andrea Hillsey socked a home run. Designated player Kristen Schell singled home a run in the sixth, and shortstop Tricia Lilley provided LaRiva even more breathing room with a two-run double in the seventh. The Boilermakers totaled 11 hits.

								R-H-E
Purdue	0	0	0	1	0	1	2	4-11-0
Utah State	0	0	0	0	0	0	0	0-0-0

Brooke Baker vs. IPFW (Game 2)
 March 27, 2004 - Purdue Varsity Softball Complex

For the first time in Purdue history, a pitcher authored a no-hitter despite allowing runs. The Boilermakers defeated IPFW 8-2 at the Varsity Softball Complex. Leading 7-0 entering the top of the sixth inning, the visiting Mastodons scored a pair of unearned runs. Baker walked two batters, who advanced to second and third with two outs and subsequently scored on an error. They were the only two walks surrendered by Baker, who struck out six and allowed no balls hit to the outfield. Third baseman Shelli Messer was 4-for-4 with a double, a run scored and three RBI. Catcher Erika Peterson drove in two runs for Purdue, which banded out 10 hits.



								R-H-E
IPFW	0	0	0	0	0	2	0	2-0-0
Purdue	2	0	1	0	4	1	x	8-10-1

NO-HITTERS



*Diana LaRiva vs. Missouri-Kansas City
Feb. 11, 2005 – Las Cruces, N.M.*

Diana LaRiva joined Meagan Dooley as authors of three career no-hitters with a five-inning job against Missouri-Kansas City at the New Mexico State Invitational. For LaRiva, it was her first start of the 2005 season and was sheer domination. She faced the minimum 15 batters and struck out 11 of them, striking out the side in the first and third innings and fanning at least one batter in every inning. The other four batters were retired on two ground outs, a pop out and a fly out. The Boilermakers won the game 8-0, scoring four runs in the first, three in the second and one in the fifth. Third baseman Shelli Messer recorded three of Purdue's 10 hits, while shortstop Tricia Lilley collected two hits and three RBI and right fielder DaQueta Johnson drove in a pair of runs.

								R-H-E
UMKC	0	0	0	0	0	-	-	0-0-3
Purdue	4	3	0	0	1	-	-	8-10-0

*Dana Alcocer vs. UC Davis
Feb. 29, 2008 – Fullerton, Calif.*

In just her seventh start as a Boilermaker, junior transfer Dana Alcocer blanked UC Davis in a five-inning affair at the Worth Invitational in Fullerton, Calif. Alcocer struck out four, while allowing just one base runner on a second-inning walk. The Purdue offense racked up nine runs on six hits for its part, scoring three runs in the fourth and six in the fifth. Designated player Suzie Rzegocki contributed a two-run double, before a grand slam by outfielder Beth Cinadr and a two-run jack by shortstop Candace Curtis capped the scoring. Curtis went 2-for-2 as five different players contributed to the Purdue hit tally.



								R-H-E
UC Davis	0	0	0	0	0	-	-	0-0-1
Purdue	0	0	0	3	6	-	-	9-6-1

NON-TRADITIONAL NO-HITTER

For the first time in school history, three pitchers combined on a no-hitter in the Boilermakers' 7-0 win over Ball State on April 4, 2006. Diane LaRiva pitched the first three innings, followed by Melissa Burns for two and Brooke Baker for the final two. LaRiva and Burns both struck out four batters, while Baker fanned a pair. Burns was credited with the win. The visiting Cardinals had two base runners, both reaching on errors. Purdue collected 10 hits, including two by third baseman Katie Mitchell. Center fielder Staci Falzon drove in a pair of runs. Seventeen different players got in on the action for the Boilermakers, who won their 11th straight game against Ball State.



*Suzie Rzegocki vs. Ball State (Game 2)
April 21, 2010 – Muncie, Ind.*

Suzie Rzegocki was nearly a one-woman show, getting the work done in the circle with a complete-game seven inning effort, while also providing three hits, including two home runs and three RBI, in the night cap of a doubleheader with Ball State. Rzegocki struck out two and allowed just one ball out of the infield, a third inning fly out, while hitting one batter. Offensively, the Boilermakers piled up 12 hits, including the Rzegocki longballs and a pair of doubles by Molly Garst. Rookie Erika Petruzzi also provided two hits in the contest, in which Purdue scored three runs in the first, one each in the third and fourth and two in the fifth. Rzegocki supplied solo home runs to cap the first and lead off the fourth, tying the Purdue game record for roundtrippers, while also adding an RBI single in the fifth. The lone marr on the contest was a sixth-inning fielding error by the second baseman.



								R-H-E
Purdue	3	0	1	1	2	0	0	7-12-1
Ball State	0	0	0	0	0	0	0	0-0-0



TEAM RECORDS

Games Played

1.	1997	66
	2007	66
3.	2000	61
	2003	61
5.	2006	60

Batting Average

1.	2011	.313
2.	2003	.302
3.	1999	.283
4.	2002	.282
5.	1996	.279

At-Bats

1.	1997	1767
2.	2007	1714
3.	2000	1604
4.	2003	1563
5.	2002	1552

Runs

1.	2007	308
2.	2003	299
3.	2011	250
4.	2010	241
5.	2002	240

Hits

1.	1997	483
2.	2007	477
3.	2003	472
4.	2002	437
5.	1999	432

Doubles

1.	2007	73
2.	1999	72
3.	1997	71
	2003	71
5.	2006	66

Triples

1.	1994	18
	2010	18
3.	1998	14
	2011	14
5.	1996	13
	2003	13

Home Runs

1.	2007	44
2.	2003	41
3.	2011	36
4.	2008	32
	2010	32



The 2007 Boilermakers set school records for runs (308), doubles (73), home runs (44), total bases (706), walks (189) and complete games (52). The team finished the season with a 33-32-1 record and posted the first postseason win in program history with a victory over Iowa in the Big Ten Tournament.

Shutouts

1.	2003	18
	2000	18
	2001	18
4.	2002	15
5.	2007	14

Saves

1.	1997	11
	2001	11
3.	2002	10
4.	2000	6
	2005	6

Innings Pitched

1.	1997	443
2.	2007	434.2
3.	2000	424
4.	2001	410
5.	1998	397.1

Strikeouts Pitched

1.	2004	341
2.	2005	338
3.	1996	322
4.	2003	319
5.	2006	294

Wins

1.	1997	41
2.	1996	36
3.	2008	35
4.	2001	34
	2003	34
	2005	34

Winning Percentage

1.	1996	.633
2.	1997	.621
3.	2011	.620
4.	2009	.607
5.	2008	.603

Total Bases

1.	2007	706
2.	2003	692
3.	1997	634
4.	2011	622
5.	2002	599

On-Base Percentage

1.	2003	.377
2.	2011	.371
3.	2007	.361
4.	2008	.354
5.	2010	.349

Putouts

1.	1997	1332
2.	2007	1304
3.	2000	1272
4.	2001	1230
5.	1998	1192

RBI

1.	2003	266
2.	2007	257
3.	2011	226
4.	2002	206
5.	2006	202

Sacrifice Hits

1.	2008	97
2.	2006	91
3.	2007	90
4.	1998	84
5.	2002	66
	2010	66

Assists

1.	2000	741
2.	2001	715
3.	1999	681
4.	2002	673
5.	2007	667

Slugging Percentage

1.	2011	.462
2.	2003	.443
3.	2007	.412
4.	2010	.409
5.	2008	.394

Sacrifice Flies

1.	2003	18
2.	2005	14
3.	1994	13
	1995	13
	2009	13

Fielding Percentage

1.	2003	.970
	2005	.970
3.	2000	.967
	2009	.967
5.	2008	.966

Walks

1.	2007	189
2.	2003	166
3.	2008	155
4.	2005	151
5.	2010	143

Strikeouts

1.	2007	403
2.	2006	323
	2008	323
4.	2000	299
5.	2009	288

Earned Run Average

1.	2001	1.43
2.	2000	1.67
3.	2004	1.95
4.	2003	2.18
5.	2011	2.29

Hit by Pitches

1.	2009	45
2.	2005	37
3.	2003	34
	2007	34
	2008	34
	2010	34

Stolen Bases

1.	2010	144
2.	1999	103
3.	2009	100
4.	2011	99
5.	2003	95

Complete Games

1.	2007	52
2.	1996	42
3.	2006	40
4.	2011	38
5.	1997	37

Other Superlatives

Fewest Errors	51	2003	Most Conference Wins	14	1997
Most Double Plays	26	2007	Most Consecutive Games Avoiding a Shutout	31	1996
Most Consecutive Wins	12	2003			

SEASON RECORDS



Games Played

1. Kristin Billen	66	1997
Jennifer Blasnick	66	1997
Sam Mercier	66	1997
4. Ashley Barr	65	2007
Katie Mitchell	65	2007



Second baseman Andrea Hillsey (2002-05) set season records in batting average, walks and on-base percentage during the 2003 campaign. Her records for run and slugging percentage were broken in 2007.

Batting Average (min. 100 AB)

1. Andrea Hillsey	.454	2003
2. Andie Varsho	.426	2011
3. Molly Garst	.391	2010
4. Susan Denny	.390	1995
5. Ashley Hall	.383	2007
Molly Garst	.383	2011

At-Bats

1. Sam Mercier	229	1997
2. Ashley Hall	222	2007
3. Katie Crabtree	207	2002
4. Shahara Nixon	206	2000
5. Jenny Schoen	201	1997

Runs

1. Katie Mitchell	54	2007
2. Andrea Hillsey	49	2003
3. Tricia Lilley	48	2003
Ashley Hall	48	2007
5. Andrea Hillsey	44	2005



Third baseman Ashley Hall snapped outfielder Jenny Schoen's 10-year old school record for hits in 2007. Hall posted a record 85 hits, while also snapping the four-year old stolen base mark with 36 steals.

Hits

1. Ashley Hall	85	2007
2. Jenny Schoen	75	1997
3. Andrea Hillsey	74	2003
4. Sam Mercier	72	1997
5. Katie Crabtree	71	2002
Katie Mitchell	71	2007

Doubles

1. Katie Crabtree	18	2001
2. Heidi Foster	17	2003
Molly Garst	17	2010
4. Andrea Hillsey	15	2005
Katie Mitchell	15	2007

Triples

1. Ashley Hall	8	2008
2. Jennifer Blasnick	7	1994
Jenny Schoen	7	1995
4. Liane Horiuchi	6	2010
5. Angie Myers	5	1996
Ashley Hall	5	2007
Andie Varsho	5	2011

Home Runs

1. Katie Mitchell	14	2007
2. Katie Crabtree	12	2000
Katie Crabtree	12	2002
Katie Mitchell	12	2009
5. Heidi Foster	11	2003
Candace Curtis	11	2008



Infielder/designated player Katie Mitchell set season records for runs, home runs, RBI, and slugging percentage in 2007.

Runs Batted In

1. Katie Mitchell	54	2007
2. Heidi Foster	53	2003
3. Heidi Foster	47	2002
4. DaQueta Johnson	46	2006
5. Jesse Jones	44	2003
DaQueta Johnson	44	2005
Candace Curtis	44	2008

Slugging Percentage (min. 100 AB)

1. Katie Mitchell	.697	2007
2. Andrea Hillsey	.681	2003
3. Andrea Hillsey	.652	2005
4. Liane Horiuchi	.624	2009
5. Katie Crabtree	.617	2000

Walks

1. Andrea Hillsey	40	2003
Andrea Hillsey	40	2005
3. Jesse Jones	33	2003
4. Denise Szany	31	1998
5. Heidi Foster	30	2003

On-Base Percentage (min. 100 AB)

1. Andrea Hillsey	.563	2003
2. Andrea Hillsey	.505	2005
3. Liane Horiuchi	.500	2009
4. Denise Szany	.463	1998
5. Andie Varsho	.457	2011

Sacrifice Hits

1. Kelly Miller	25	2008
2. Andrea Roush	23	2000
3. Erika Peterson	21	2007
4. Shahara Nixon	19	1998
5. Lynne Tortorelli	18	2001




Catcher Susan Denny (1994-97) registered a Purdue-record 16 sacrifice flies in her career, including a season-best seven in 1995. Denny's freshman tally (5) also made the season top five.

Sacrifice Flies

1. Susan Denny	7	1995
2. Susan Denny	5	1994
Jesse Jones	5	2003
DaQueta Johnson	5	2005
5. Heidi Foster	4	2003

Stolen Bases

1. Molly Garst	43	2010
Liane Horiuchi	43	2010
3. Liane Horiuchi	42	2009
4. Ashley Hall	36	2007
5. Andie Varsho	34	2011
Molly Garst	34	2011



First baseman Heidi Foster (2000-03) made her mark on the Purdue record books, earning spots among the season top five in seven different categories. Foster owns the record for putouts (606).

Putouts

1. Heidi Foster	606	2000
2. Heidi Foster	535	2001
3. Heidi Foster	517	2002
4. Kristin Billen	479	1999
5. Kristin Billen	423	1997

Assists

1. Jesse Jones	190	2000
2. Katie Crabtree	189	2001
3. Jesse Jones	184	2001
4. Katie Crabtree	175	2000
5. Katie Crabtree	169	2002

italics denotes player on 2012 roster.



Brooke Baker (2004-07) set season records for wins, appearances, complete games, shutouts and innings pitched in 2007. Suzie Rzegocki broke Baker's starts mark in 2010, and tied Baker's win tally in 2011.

Wins

1. Brooke Baker	26	2007
Suzie Rzegocki	26	2011
3. Sheryl Scheve	25	1997
4. Suzie Rzegocki	24	2009
5. Sheryl Scheve	22	1998

Winning Percentage (min. 10+ decisions)

1. Jenn Markert	.714 (15-6)	1996
Sheryl Scheve	.714 (25-10)	1997
3. Nicole Crouse	.688 (11-5)	2001
4. Sheryl Scheve	.667 (10-5)	1996
Diana LaRiva	.667 (12-6)	2005
Suzie Rzegocki	.667 (24-12)	2009

Appearances

1. Brooke Baker	51	2007
2. Suzie Rzegocki	50	2010
3. Leighann Burke	49	2003
4. Sheryl Scheve	47	1998
5. Suzie Rzegocki	45	2011

Games Started


1. Suzie Rzegocki	44	2010
2. Brooke Baker	42	2007
3. Suzie Rzegocki	41	2011
4. Sheryl Scheve	38	1997
Sheryl Scheve	38	1998



Meagan Dooley (1999-2002) posted a 0.73 ERA during her sophomore campaign, allowing just 16 earned runs in 153 innings of work. Dooley is the only player to post a season ERA under 1.00.

Earned Run Average (min. 80 IP)

1. Meagan Dooley	0.73	2000
2. Leighann Burke	1.07	2001
3. Meagan Dooley	1.39	2001
4. Suzie Rzegocki	1.48	2009
5. Sheryl Scheve	1.75	1997



Meagan Dooley



Deana Jackson (1994) pitched 33 complete games, including a no-hitter in the inaugural softball season. Jackson went 20-14, including eight shutouts. Brooke Baker snapped the complete games record in 2007.

Complete Games

1. Brooke Baker	39	2007
2. Suzie Rzegocki	35	2011
3. Suzie Rzegocki	34	2010
4. Deana Jackson	33	1994
5. Suzie Rzegocki	24	2009

Shutouts

1. Brooke Baker	12	2007
2. Leighann Burke	10	2003
Suzie Rzegocki	10	2011
4. Deana Jackson	8	1994
Suzie Rzegocki	8	2010

Saves

1. Leighann Burke	5	2001
2. Sheryl Scheve	4	1997
Nicole Crouse	4	2002
4. Crystal Inman	3	1997
Leighann Burke	3	2000, 2002
Meagan Dooley	3	2001, 2002
Nicole Crouse	3	2001
Diana LaRiva	3	2003
Brooke Baker	3	2005
Melissa Burns	3	2005
Suzie Rzegocki	3	2008
Suzie Rzegocki	3	2010

Innings Pitched

1. Brooke Baker	295.0	2007
2. Suzie Rzegocki	276.1	2010
3. Suzie Rzegocki	259.2	2011
4. Sheryl Scheve	253.0	1998
5. Suzie Rzegocki	237.0	2009



Diana LaRiva (2003-06) struck out a then-record 196 batters during the 2004 season, including 17 in a game against IPFW. The 2004 pitching staff also set a team record with 341 Ks.

Strikeouts

1. Suzie Rzegocki	216	2010
2. Suzie Rzegocki	200	2011
3. Diana LaRiva	196	2004
4. Sheryl Scheve	188	1998
5. Suzie Rzegocki	187	2009



Brooke Baker



Catcher Erika Peterson (2004-07) played in a record 239 games during her Boilermaker career, starting 238 of them. Peterson also ranks among the top five for walks, sacrifice hits and putouts.

Games Played

1. Erika Peterson	239	2004-2007
2. Shahara Nixon	238	1997-2000
Jesse Jones	238	2000-2003
Angi Roembke	238	2000-2003
5. Sam Mercier	236	1996-1999

Games Started

1. Erika Peterson	238	2004-2007
2. Sam Mercier	236	1996-1999
3. Katie Crabtree	235	1999-2002
Heidi Foster	235	2000-2003
Jesse Jones	235	2000-2003

Batting Average

1. Andrea Hillsey	.374	2002-2005
2. Denise Szany	.341	1998-1999
3. Katie Crabtree	.334	1999-2002
4. Jenny Schoen	.329	1995-1998
Sam Mercier	.329	1996-1999



Second baseman Sam Mercier (1996-99) owns both the season and career at-bats records with 229 and 769. Mercier started 236 games, tops among Purdue players until Erika Peterson broke the record in 2007.

At Bats

1. Sam Mercier	769	1996-1999
2. Katie Crabtree	763	1999-2002
3. Shahara Nixon	716	1997-2000
4. Jenny Schoen	711	1995-1998
5. Heidi Foster	702	2000-2003

Runs

1. Andrea Hillsey	140	2002-2005
Tricia Lilley	140	2003-2006
3. Katie Crabtree	138	1999-2002
4. Katie Mitchell	127	2006-2009
5. Shahara Nixon	124	1997-2000

Hits

1. Katie Crabtree	255	1999-2002
2. Sam Mercier	253	1996-1999
3. Jenny Schoen	234	1995-1998
4. Tricia Lilley	229	2003-2006
5. Heidi Foster	211	2000-2003



Shortstop Katie Crabtree (1999-2002) could be called the most prolific hitter in Purdue history. Crabtree once owned career records for hits, doubles, triples and home runs as well as assists.

Doubles

1. Katie Crabtree	50	1999-2002
2. Tricia Lilley	44	2003-2006
3. Sam Mercier	42	1996-1999
Heidi Foster	42	2000-2003
Katie Mitchell	42	2006-2009

Triples

1. Ashley Hall	14	2005-2008
2. Katie Crabtree	12	1999-2002
3. Jenny Schoen	11	1995-1998
4. Jennifer Blasnick	10	1994-1997
Staci Falzon	10	2003-2006
Tricia Lilley	10	2003-2006
Liane Horiuchi	10	2009-2010

Home Runs

1. Katie Mitchell	37	2006-2009
2. Katie Crabtree	32	1999-2002
Heidi Foster	32	2000-2003
4. DaQueta Johnson	27	2004-2007
5. Candace Curtis	19	2006-2009

Runs Batted In

1. Heidi Foster	147	2000-2003
2. DaQueta Johnson	135	2004-2007
3. Katie Mitchell	134	2006-2009
4. Katie Crabtree	120	1999-2002
5. Tricia Lilley	117	2003-2006

Slugging Percentage

1. Katie Mitchell	.560	2006-2009
2. Liane Horiuchi	.559	2009-2010
3. Katie Crabtree	.557	1999-2002
4. Andrea Hillsey	.539	2002-2005
5. Kelsey Hauptert	.519	2007-2008



Second baseman Andrea Hillsey (2001-05) received more free bases than any other player in Purdue history. Hillsey also owns the career records for batting average, runs and on-base percentage.

Walks

1. Andrea Hillsey	116	2002-2005
2. Jesse Jones	94	2000-2003
3. Katie Mitchell	82	2006-2009
4. Erika Peterson	80	2004-2007
5. Heidi Foster	79	2000-2003

On-Base Percentage

1. Andrea Hillsey	.487	2002-2005
2. Liane Horiuchi	.453	2009-2010
3. Denise Szany	.441	1998-1999
4. Tricia Lilley	.399	2003-2006
5. Kelsey Hauptert	.389	2007-2008



Second baseman/outfielder Andrea Roush (2000-03) sacrificed herself for the team on a Purdue-best 56 occasions in her career. Roush also owned the season sacrifice record (23 in 2000) until 2008.

Sacrifice Hits

1. Andrea Roush	56	2000-2003
2. Erika Peterson	54	2004-2007
3. Jody Meister	44	1994-1997
4. Shahara Nixon	43	1997-2000
Kelly Miller	43	2006-2009

Sacrifice Flies

1. Susan Denny	16	1994-1997
2. Jesse Jones	9	2000-2003
Tricia Lilley	9	2003-2006
4. Jennifer Blasnick	8	1994-1997
5. Heidi Foster	7	2000-2003



Infielder Molly Garst (2009-) is the most prolific base stealer in Purdue history, having swiped 102 bases in her career. Garst also owns the season record for steals with 43 in 2010.

Stolen Bases

1. Molly Garst	102	2009-
2. Liane Horiuchi	85	2009-2010
3. Angi Roembke	76	2000-2003
4. Shahara Nixon	73	1997-2000
5. Ashley Hall	69	2005-2008

Putouts

1. Heidi Foster	2,047	2000-2003
2. Kristin Billen	1,371	1996-1999
3. Erika Peterson	1,275	2004-2007
4. Keely Povlitz	924	1998-2001
5. Susan Denny	838	1994-1997

Assists

1. Katie Crabtree	681	1999-2002
2. Jesse Jones	522	2000-2003
3. Tricia Lilley	442	2003-2006
4. Candace Curtis	403	2006-2009
5. Shelli Messer	387	2002-2005



Sheryl Scheve (1996-98) ranks among the career top five in wins, winning percentage, games started, ERA, complete games, innings pitched and strikeouts.

Wins

1. Suzie Rzegocki	86	2008-2011
2. Brooke Baker	71	2004-2007
3. Sheryl Scheve	57	1996-1998
4. Leighann Burke	54	2000-2003
5. Diana LaRiva	51	2003-2006



Jenn Markert (1995-96) boasts the best winning percentage in Purdue history. The season winning percentage record holder also ranks in the career top five in ERA, wins and complete games

Winning Percentage (min. 20 decisions)

1. Jenn Markert	.638	1995-1996
2. Sheryl Scheve	.626	1996-1998
3. Suzie Rzegocki	.589	2008-2011
4. Deana Jackson	.588	1994
5. Megan Dooley	.563	1999-2002



Suzie Rzegocki



Sheryl Scheve

Appearances

1. Suzie Rzegocki	174	2008-2011
2. Brooke Baker	172	2004-2007
3. Leighann Burke	160	2000-2003
4. Diana LaRiva	142	2003-2006
5. Nicole Crouse	128	1999-2002

Games Started

1. Suzie Rzegocki	148	2008-2011
2. Brooke Baker	124	2004-2007
3. Diana LaRiva	103	2003-2006
4. Leighann Burke	94	2000-2003
5. Sheryl Scheve	93	1996-1998

Earned Run Average

1. Leighann Burke	1.84	2000-2003
2. Jenn Markert	1.90	1995-1996
3. Meagan Dooley	1.98	1999-2002
4. Sheryl Scheve	2.16	1996-1998
5. Suzie Rzegocki	2.18	2008-2011

Complete Games

1. Suzie Rzegocki	107	2008-2011
2. Brooke Baker	95	2004-2007
3. Sheryl Scheve	53	1996-1998
4. Diana LaRiva	44	2003-2006
5. Leighann Burke	41	2000-2003

Shutouts

1. Suzie Rzegocki	29	2008-2011
2. Leighann Burke	23	2000-2003
Brooke Baker	23	2004-2007
4. Diana LaRiva	18	2003-2006
5. Nicole Crouse	15	1999-2002



Leighann Burke (2000-03) set the career standards in ERA and saves in her time at Purdue. She owned the shutouts mark until Suzie Rzegocki broke it in 2011. Burke also boasts the season mark for saves.

Saves

1. Leighann Burke	13	2000-2003
2. Nicole Crouse	10	1999-2002
3. Jaime Martino	6	1995-1998
Meagan Dooley	6	1999-2002
Crystal Inman	6	1996-1999
Suzie Rzegocki	6	2008-2011

Innings Pitched

1. Suzie Rzegocki	940.2	2008-2011
2. Brooke Baker	875.1	2004-2007
3. Leighann Burke	683.2	2000-2003
4. Diana LaRiva	605.2	2003-2006
5. Sheryl Scheve	578.0	1996-1998

Strikeouts

1. Suzie Rzegocki	728	2008-2011
2. Diana LaRiva	620	2003-2006
3. Brooke Baker	551	2004-2007
4. Leighann Burke	545	2000-2003
5. Sheryl Scheve	448	1996-1998



Leighann Burke

BATTING & DEFENSIVE STATISTICS



1994	AVG	GP	AB	R	H	2B	3B	HR	RBI	BB	SO	TB	SH	SF	HBP	SB-ATT	OBP	SLG	PO	A	E	FLD
Purdue	.273	39	998	154	272	43	18	6	138	89	154	369	50	13	11	50-64	.335	.370	781	341	52	.956
Opponents	.262	39	1020	121	267	42	10	8	107	98	75	353	34	11	6	38-60	.327	.346	781	348	59	.950
1995	AVG	GP	AB	R	H	2B	3B	HR	RBI	BB	SO	TB	SH	SF	HBP	SB-ATT	OBP	SLG	PO	A	E	FLD
Purdue	.260	54	1440	169	374	59	12	9	141	98	187	484	63	13	12	73-91	.313	.336	1123	502	81	.953
Opponents	.255	54	1449	216	370	60	11	8	166	149	222	476	47	14	27	51-72	.336	.329	1136	597	77	.957
1996	AVG	GP	AB	R	H	2B	3B	HR	RBI	BB	SO	TB	SH	SF	HBP	SB-ATT	OBP	SLG	PO	A	E	FLD
Purdue	.279	57	1512	193	422	57	13	10	154	85	164	535	65	9	10	78-95	.322	.354	1157	452	81	.952
Opponents	.241	57	1438	180	347	45	4	8	138	154	322	424	57	6	18	40-59	.322	.295	1125	577	94	.948
1997	AVG	GP	AB	R	H	2B	3B	HR	RBI	BB	SO	TB	SH	SF	HBP	SB-ATT	OBP	SLG	PO	A	E	FLD
Purdue	.273	66	1767	235	483	71	7	22	199	90	186	634	65	8	13	67-86	.312	.359	1332	531	77	.960
Opponents	.254	66	1718	217	437	74	8	19	168	151	269	584	65	3	15	33-51	.320	.340	1289	564	87	.955
1998	AVG	GP	AB	R	H	2B	3B	HR	RBI	BB	SO	TB	SH	SF	HBP	SB-ATT	OBP	SLG	PO	A	E	FLD
Purdue	.274	59	1546	210	424	58	14	17	184	106	172	561	84	10	12	56-73	.324	.363	1192	496	61	.965
Opponents	.251	59	1497	195	376	55	3	11	171	185	265	470	65	11	9	59-81	.335	.314	1201	597	72	.961
1999	AVG	GP	AB	R	H	2B	3B	HR	RBI	BB	SO	TB	SH	SF	HBP	SB-ATT	OBP	SLG	PO	A	E	FLD
Purdue	.283	56	1528	226	432	72	7	14	191	89	207	560	50	9	15	103-115	.327	.366	1135	681	84	.956
Opponents	.269	56	1480	197	398	63	4	9	165	140	162	496	73	8	7	54-71	.333	.335	1125	479	80	.952
2000	AVG	GP	AB	R	H	2B	3B	HR	RBI	BB	SO	TB	SH	SF	HBP	SB-ATT	OBP	SLG	PO	A	E	FLD
Purdue	.248	61	1604	179	398	51	5	26	158	103	299	537	63	11	20	81-103	.300	.335	1272	741	68	.967
Opponents	.204	61	1523	155	311	39	7	12	129	107	268	400	64	8	16	51-73	.262	.263	1268	564	76	.960
2001	AVG	GP	AB	R	H	2B	3B	HR	RBI	BB	SO	TB	SH	SF	HBP	SB-ATT	OBP	SLG	PO	A	E	FLD
Purdue	.244	59	1548	154	378	60	6	21	136	92	271	513	64	3	13	84-106	.292	.331	1230	715	97	.952
Opponents	.211	59	1507	150	318	43	2	5	121	147	290	380	63	5	18	57-72	.288	.252	1215	536	78	.957
2002	AVG	GP	AB	R	H	2B	3B	HR	RBI	BB	SO	TB	SH	SF	HBP	SB-ATT	OBP	SLG	PO	A	E	FLD
Purdue	.282	59	1552	240	437	59	5	31	206	119	246	599	66	7	21	71-85	.340	.386	1152	673	78	.959
Opponents	.258	59	1499	186	386	66	1	20	162	118	265	514	39	9	9	60-68	.314	.343	1148	516	89	.949
2003	AVG	GP	AB	R	H	2B	3B	HR	RBI	BB	SO	TB	SH	SF	HBP	SB-ATT	OBP	SLG	PO	A	E	FLD
Purdue	.302	61	1563	299	472	71	13	41	266	166	273	692	60	18	34	95-114	.377	.443	1157	508	51	.970
Opponents	.227	61	1425	157	324	49	5	31	135	124	319	476	48	2	21	25-44	.298	.334	1153	519	77	.956
2004	AVG	GP	AB	R	H	2B	3B	HR	RBI	BB	SO	TB	SH	SF	HBP	SB-ATT	OBP	SLG	PO	A	E	FLD
Purdue	.268	57	1477	209	396	64	10	28	188	123	252	564	54	3	31	75-92	.337	.382	1132	441	67	.959
Opponents	.233	57	1389	160	324	55	9	19	134	146	341	454	50	6	16	24-57	.312	.327	1123	478	79	.953
2005	AVG	GP	AB	R	H	2B	3B	HR	RBI	BB	SO	TB	SH	SF	HBP	SB-ATT	OBP	SLG	PO	A	E	FLD
Purdue	.265	59	1499	221	397	62	8	25	201	151	287	550	61	14	37	50-71	.344	.367	1191	498	53	.970
Opponents	.243	59	1503	177	365	51	9	28	159	118	338	518	51	7	12	24-38	.302	.345	1177	499	57	.967
2006	AVG	GP	AB	R	H	2B	3B	HR	RBI	BB	SO	TB	SH	SF	HBP	SB-ATT	OBP	SLG	PO	A	E	FLD
Purdue	.272	60	1547	233	421	66	7	26	202	127	323	579	91	8	33	84-114	.339	.374	1179	516	91	.949
Opponents	.256	60	1522	225	390	81	10	27	191	167	294	572	63	8	44	33-53	.345	.376	1215	556	77	.958
2007	AVG	GP	AB	R	H	2B	3B	HR	RBI	BB	SO	TB	SH	SF	HBP	SB-ATT	OBP	SLG	PO	A	E	FLD
Purdue	.278	66	1714	308	477	73	12	44	257	189	403	706	90	4	34	93-124	.361	.412	1304	667	110	.947
Opponents	.277	66	1757	249	487	75	13	37	214	96	217	699	62	9	10	39-54	.317	.398	1335	580	108	.947
2008	AVG	GP	AB	R	H	2B	3B	HR	RBI	BB	SO	TB	SH	SF	HBP	SB-ATT	OBP	SLG	PO	A	E	FLD
Purdue	.271	58	1450	231	393	60	11	32	198	155	323	571	97	7	34	29-46	.354	.394	1145	526	58	.966
Opponents	.239	58	1441	205	344	64	4	23	181	189	267	485	44	7	32	61-77	.339	.337	1135	481	90	.947
2009	AVG	GP	AB	R	H	2B	3B	HR	RBI	BB	SO	TB	SH	SF	HBP	SB-ATT	OBP	SLG	PO	A	E	FLD
Purdue	.255	51	1323	215	338	63	8	29	185	120	288	504	63	13	45	100-112	.335	.381	1049	468	52	.967
Opponents	.233	51	1310	157	305	40	6	22	140	140	253	423	46	6	38	39-52	.323	.323	1040	443	75	.952
2010	AVG	GP	AB	R	H	2B	3B	HR	RBI	BB	SO	TB	SH	SF	HBP	SB-ATT	OBP	SLG	PO	A	E	FLD
Purdue	.267	54	1372	241	366	63	18	32	190	143	281	561	66	9	34	144-166	.349	.409	1079	529	62	.963
Opponents	.243	54	1397	211	340	45	7	29	188	133	248	486	36	4	27	41-52	.320	.348	1077	443	87	.946
2011	AVG	GP	AB	R	H	2B	3B	HR	RBI	BB	SO	TB	SH	SF	HBP	SB-ATT	OBP	SLG	PO	A	E	FLD
Purdue	.313	50	1347	250	421	65	14	36	226	109	252	622	29	5	18	99-125	.371	.462	973	472	82	.946
Opponents	.238	50	1256	165	299	51	9	23	135	87	235	437	35	5	22	32-45	.298	.348	977	416	82	.944



PITCHING STATISTICS

Year	W-L	ERA	G	GS	CG	ShO	SV	IP	H	R	ER	HR	BB	SO	HB	WP
1994																
Purdue	21-17	2.44	39	39	36	8	0	261.0	267	121	91	8	98	75	6	1
Opponents	17-21	3.06	39	39	27	5	2	260.7	272	154	114	6	89	154	11	10
1995																
Purdue	23-31	2.97	54	54	35	6	5	374.1	370	215	159	8	149	222	27	29
Opponents	31-23	2.4	54	54	38	6	3	378.2	374	169	130	9	98	187	12	21
1996																
Purdue	36-21	2.44	57	57	42	9	4	385.0	347	180	134	8	154	322	18	34
Opponents	21-36	2.59	57	57	39	3	1	376.1	422	193	139	10	85	164	10	21
1997																
Purdue	41-25	2.62	66	66	37	10	11	443.0	437	216	166	19	155	279	15	18
Opponents	25-41	2.68	66	66	34	5	1	440.2	489	235	169	22	89	183	14	24
1998																
Purdue	29-30	2.77	59	59	29	11	2	397.1	376	195	157	11	185	265	9	36
Opponents	30-29	2.68	59	59	40	7	1	400.1	424	210	153	17	106	172	12	22
1999																
Purdue	30-26	2.83	56	56	29	6	3	378.1	398	197	153	9	140	162	7	35
Opponents	26-30	3.1	56	56	37	6	0	375.0	432	226	166	14	89	207	15	23
2000																
Purdue	33-28	1.67	61	61	22	18	6	424.0	311	155	101	12	107	268	16	24
Opponents	28-33	2.29	61	61	40	10	3	422.2	398	179	138	26	103	299	20	30
2001																
Purdue	34-24	1.43	59	59	22	18	11	410.0	318	150	84	5	147	290	18	41
Opponents	24-34	2.07	59	59	40	7	2	405.0	378	154	120	21	92	271	13	26
2002																
Purdue	33-26	2.5	59	59	21	15	10	384.0	386	186	137	20	118	265	9	24
Opponents	26-33	3.07	59	59	29	6	2	382.2	436	239	168	31	119	246	21	31
2003																
Purdue	34-27	2.18	61	61	26	18	5	385.2	324	157	120	31	124	319	21	20
Opponents	27-34	4.32	61	61	27	10	4	384.1	472	299	237	41	166	273	34	19
2004																
Purdue	32-25	1.95	57	57	34	13	1	377.1	324	160	105	19	146	341	16	14
Opponents	25-32	2.88	57	57	28	14	4	374.1	396	209	154	28	123	252	31	20
2005																
Purdue	34-24	2.52	59	59	27	12	6	397.0	365	177	143	28	118	338	12	18
Opponents	24-34	3.19	59	59	29	7	1	392.1	397	221	179	25	151	387	37	28
2006																
Purdue	30-30	3.06	60	60	40	7	0	393.0	390	225	172	27	167	294	44	9
Opponents	30-30	2.96	60	60	30	13	2	405.0	421	233	171	26	127	323	33	27
2007																
Purdue	33-32	2.77	66	66	52	14	2	434.2	487	249	172	37	96	217	10	13
Opponents	32-33	3.57	66	66	27	4	7	445.0	477	308	227	44	189	403	34	36
2008																
Purdue	35-23	2.90	58	58	31	11	4	381.2	344	205	158	23	189	267	32	25
Opponents	23-35	3.05	58	58	25	8	7	378.1	393	231	165	32	155	323	34	28
2009																
Purdue	31-20	2.34	51	51	32	9	0	349.2	305	157	117	22	140	253	38	22
Opponents	20-31	3.21	51	51	29	3	1	346.2	338	215	159	29	120	288	45	24
2010																
Purdue	27-27	3.15	54	54	34	10	4	359.2	340	211	162	29	133	248	27	17
Opponents	27-27	3.61	54	54	35	8	3	359.0	366	241	185	32	143	281	34	27
2011																
Purdue	30-18	2.29	50	50	38	10	0	324.1	299	165	106	23	87	235	22	14
Opponents	18-30	4.26	50	50	23	5	2	325.2	421	250	198	36	109	252	18	18

YEARLY BATTING LEADERS



Games Played			Hits			Home Runs			Slugging Percentage (min. 20 AB)		
1994	Five tied	39	1994	Blasnick, Denny	42	1994	Susan Denny	4	1994	Susan Denny	.613
1995	Five tied	54	1995	Jenny Schoen	66	1995	Denny, Schoen	3	1995	Jenny Schoen	.540
1996	Angie Myers	57	1996	Angie Myers	62	1996	Angie Myers	3	1996	Angie Myers	.474
1997	Billen, Blasnick, Mercier	66	1997	Jenny Schoen	75	1997	Blasnick, Schoen	6	1997	Jenny Schoen	.537
1998	Six tied	59	1998	Sam Mercier	69	1998	Jenny Schoen	5	1998	Boland, Schoen	.462
1999	Crabtree, Mercier, Nixon, Smart	56	1999	Sam Mercier	62	1999	Crabtree, Nixon, Szany	3	1999	Denise Szany	.478
2000	Seven tied	61	2000	Katie Crabtree	65	2000	Katie Crabtree	12	2000	Katie Crabtree	.617
2001	Crabtree, Jones	59	2001	Katie Crabtree	63	2001	Heidi Foster	8	2001	Katie Crabtree	.543
2002	Seven tied	59	2002	Katie Crabtree	71	2002	Katie Crabtree	12	2002	Katie Crabtree	.589
2003	Hillsey, Foster, Roembke	61	2003	Andrea Hillsey	74	2003	Heidi Foster	11	2003	Andrea Hillsey	.681
2004	Absher, Knight, Lilley	57	2004	Tricia Lilley	62	2004	DaQueta Johnson	7	2004	Tricia Lilley	.531
2005	Five tied	59	2005	Andrea Hillsey	59	2005	Andrea Hillsey	9	2005	Andrea Hillsey	.652
2006	Falzon, Johnson, Peterson	60	2006	Tricia Lilley	56	2006	DaQueta Johnson	10	2006	DaQueta Johnson	.541
2007	Barr, Mitchell	65	2007	Ashley Hall	85	2007	Katie Mitchell	14	2007	Katie Mitchell	.697
2008	Five tied	58	2008	Kelly Miller	57	2008	Candace Curtis	11	2008	Candace Curtis	.594
2009	Curtis, Garst, Horiuchi	51	2009	Candace Curtis	50	2009	Katie Mitchell	12	2009	Liane Horiuchi	.624
2010	Garst, Alexander, Barr	54	2010	Molly Garst	68	2010	Alexander, Horiuchi	5	2010	Molly Garst	.557
2011	Varsho, Garst, Rains, Courtney	50	2011	Andie Varsho	69	2011	Molly Garst	7	2011	Molly Garst	.611
Batting Average (min. 20 AB)			Doubles			Runs Batted In			On-Base Percentage (min. 20 AB)		
1994	Jennifer Blasnick	.362	1994	Susan Denny	11	1994	Susan Denny	32	1994	Jennifer Blasnick	.408
1995	Susan Denny	.390	1995	Susan Denny	13	1995	Susan Denny	38	1995	Susan Denny	.422
1996	Jennifer Blasnick	.327	1996	Jennifer Blasnick	10	1996	Angie Myers	21	1996	Kristen Billen	.382
1997	Jenny Schoen	.373	1997	Sam Mercier	14	1997	Jenny Schoen	36	1997	Kristie Boland	.377
1998	Sam Mercier	.350	1998	Mercier, Schoen	11	1998	Jenny Schoen	29	1998	Denise Szany	.463
1999	Sam Mercier	.333	1999	Denise Szany	14	1999	Denise Szany	33	1999	Denise Szany	.419
2000	Katie Crabtree	.332	2000	Katie Crabtree	12	2000	Katie Crabtree	33	2000	Jesse Jones	.395
2001	Andrea Roush	.347	2001	Katie Crabtree	18	2001	Heidi Foster	25	2001	Katie Crabtree	.398
2002	Angi Roembke	.353	2002	Crabtree, Foster	11	2002	Heidi Foster	47	2002	Andrea Hillsey	.443
2003	Andrea Hillsey	.454	2003	Heidi Foster	17	2003	Heidi Foster	53	2003	Andrea Hillsey	.563
2004	Tricia Lilley	.350	2004	Staci Falzon	12	2004	Tricia Lilley	33	2004	Tricia Lilley	.408
2005	Andrea Hillsey	.373	2005	Andrea Hillsey	15	2005	DaQueta Johnson	44	2005	Andrea Hillsey	.505
2006	Tricia Lilley	.344	2006	Tricia Lilley	13	2006	DaQueta Johnson	46	2006	Tricia Lilley	.444
2007	Katie Mitchell	.383	2007	Katie Mitchell	15	2007	Katie Mitchell	54	2007	Ashley Hall	.434
2008	Kelly Miller	.352	2008	Katie Mitchell	13	2008	Candace Curtis	44	2008	Candace Curtis	.431
2009	Liane Horiuchi	.348	2009	Candace Curtis	14	2009	Candace Curtis	32	2009	Liane Horiuchi	.500
2010	Molly Garst	.391	2010	Molly Garst	17	2010	Alexander, Monchek	27	2010	Molly Garst	.443
2011	Andie Varsho	.426	2011	Andie Varsho	12	2011	Shelby Krammer	31	2011	Andie Varsho	.457
Runs			Triples			Walks			Stolen Bases		
1994	Susan Denny	28	1994	Jennifer Blasnick	7	1994	Angie Myers	15	1994	Jody Meister	15-18
1995	Jenny Schoen	39	1995	Jenny Schoen	7	1995	Jenny Schoen	15	1995	Jenny Schoen	22-27
1996	Jennifer Blasnick	33	1996	Angie Myers	5	1996	Kristin Billen	12	1996	Jody Meister	20-22
1997	Jenny Schoen	32	1997	Nixon, Schoen	2	1997	Bottino, Denny	13	1997	Tanya Stall	18-20
1998	Sam Mercier	32	1998	Laura Bottino	4	1998	Denise Szany	31	1998	Shahara Nixon	18-21
1999	Shahara Nixon	39	1999	Katie Crabtree	4	1999	Denise Szany	24	1999	Katie Crabtree	25-27
2000	Shahara Nixon	30	2000	Katie Crabtree	4	2000	Jesse Jones	20	2000	Shahara Nixon	19-22
2001	Katie Crabtree	33	2001	Crabtree, Tortorelli	2	2001	Crabtree, Jones	16	2001	Andrea Roush	20-24
2002	Katie Crabtree	43	2002	Katie Crabtree	2	2002	Jesse Jones	26	2002	Angi Roembke	20-26
2003	Andrea Hillsey	49	2003	Andrea Hillsey	4	2003	Andrea Hillsey	40	2003	Angi Roembke	28-30
2004	Tricia Lilley	33	2004	Angela Knight	4	2004	Erika Peterson	18	2004	Staci Falzon	14-14
2005	Andrea Hillsey	44	2005	Staci Falzon	4	2005	Andrea Hillsey	40	2005	Katie Absher	9-14
2006	Tricia Lilley	36	2006	Tricia Lilley	3	2006	Erika Peterson	23	2006	Ashley Hall	20-21
2007	Katie Mitchell	54	2007	Ashley Hall	5	2007	Kelsey Hauptert	27	2007	Ashley Hall	36-44
2008	Ashley Hall	36	2008	Ashley Hall	8	2008	Candace Curtis	27	2008	Ashley Hall	8-11
2009	Liane Horiuchi	43	2009	Liane Horiuchi	4	2009	Liane Horiuchi	23	2009	Liane Horiuchi	42-42
2010	Liane Horiuchi	42	2010	Liane Horiuchi	6	2010	Liane Horiuchi	25	2010	Liane Horiuchi	43-46
2011	Molly Garst	39	2011	Andie Varsho	5	2011	Molly Garst	18	2011	Molly Garst	43-49
									2011	Andie Varsho	34-38
										Molly Garst	34-42



YEARLY PITCHING LEADERS

Appearances

1994	Deana Jackson	36
1995	Jenn Markert	33
1996	Jenn Markert	24
1997	Sheryl Scheve	38
1998	Sheryl Scheve	47
1999	Nicole Crouse	38
2000	Leighann Burke	35
2001	Leighann Burke	39
2002	Leighann Burke	37
2003	Leighann Burke	49
2004	Brooke Baker	43
2005	Brooke Baker	42
2006	Brooke Baker	36
2007	Brooke Baker	51
2008	Dana Alcocer	40
2009	Suzie Rzegocki	41
2010	Suzie Rzegocki	50
2011	Suzie Rzegocki	45

Complete Games

1994	Deana Jackson	33
1995	Jenn Markert	22
1996	Jenn Markert	18
1997	Sheryl Scheve	23
1998	Sheryl Scheve	21
1999	Nicole Crouse	17
2000	Meagan Dooley	11
2003	Leighann Burke	16
2004	Brooke Baker	20
2005	Brooke Baker	15
2006	Brooke Baker	21
2007	Brooke Baker	39
2008	Dana Alcocer	17
2009	Suzie Rzegocki	24
2010	Suzie Rzegocki	34
2011	Suzie Rzegocki	35

Shutouts

1994	Deana Jackson	8
1995	Jenn Markert	5
1996	Jenn Markert	3
1997	Sheryl Scheve	6
1998	Jenny Deno, Sheryl Scheve	4
1999	Nicole Crouse	5
2000	Meagan Dooley	6
2001	Leighann Burke, Nicole Crouse	4
2002	Nicole Crouse	6
2003	Leighann Burke	10
2004	Brooke Baker	7
2005	Brooke Baker	4
2006	Diana LaRiva	5
2007	Brooke Baker	12
2008	Suzie Rzegocki	5
2009	Suzie Rzegocki	6
2010	Suzie Rzegocki	8
2011	Suzie Rzegocki	10

Innings Pitched

1994	Deana Jackson	234.1
1995	Jenn Markert	189.2
1996	Jenn Markert	149.2
1997	Sheryl Scheve	232.0



Nicole Crouse led the Boilermakers in nearly every pitching category in 1999. She ranks among Purdue's all-time list for saves (10), appearances (128), shutouts (15), ERA (2.30) and strikeouts (310).

1998	Sheryl Scheve	253.0
1999	Nicole Crouse	182.0
2000	Meagan Dooley	153.2
2001	Leighann Burke	184.0
2002	Leighann Burke	154.2
2003	Leighann Burke	207.2
2004	Brooke Baker	205.0
2005	Brooke Baker	192.0
2006	Brooke Baker	183.1
2007	Brooke Baker	295.0
2008	Dana Alcocer	198.2
2009	Suzie Rzegocki	237.0
2010	Suzie Rzegocki	276.1
2011	Suzie Rzegocki	259.2

Wins

1994	Deana Jackson	20-14
1995	Jenn Markert	15-11
1996	Jenn Markert	15-6
1997	Sheryl Scheve	25-10
1998	Sheryl Scheve	22-19
1999	Meagan Dooley	14-11
2000	Meagan Dooley	12-11
2001	Leighann Burke	12-11
2002	Leighann Burke	13-11
2003	Leighann Burke	20-15
2004	Brooke Baker	17-12
2005	Brooke Baker	15-16
2006	Brooke Baker	13-15
2007	Brooke Baker	26-17
2008	Dana Alcocer	19-14
2009	Suzie Rzegocki	24-12
2010	Suzie Rzegocki	21-22
2011	Suzie Rzegocki	26-17

Saves

1994	n/a	0
1995	Jenn Markert, Jaime Martino	2
1996	Jenn Markert	2
1997	Sheryl Scheve	4
1998	Jenny Deno, Jaime Martino	1
1999	Nicole Crouse	2
2000	Leighann Burke	3
2001	Leighann Burke	5
2002	Nicole Course	4
2003	Diana LaRiva	3
2004	Brooke Baker	1
2005	Brooke Baker, Melissa Burns	3
2006	n/a	0

2007	Brooke Baker, Ashley DiDomenico	1
2008	Suzie Rzegocki	3
2009	n/a	0
2010	Suzie Rzegocki	3
2011	n/a	0

Earned Run Average

1994	Deana Jackson	2.45
1995	Jenn Markert	1.99
1996	Jenn Markert	1.78
1997	Sheryl Scheve	1.75
1998	Sheryl Scheve	2.27
1999	Nicole Crouse	2.12
2000	Meagan Dooley	0.73
2001	Leighann Burke	1.07
2002	Leighann Burke	2.35
2003	Leighann Burke	1.89
2004	Brooke Baker	1.88
2005	Diana LaRiva	2.17
2006	Diana LaRiva	2.81
2007	Brooke Baker	2.33
2008	Suzie Rzegocki	2.55
2009	Suzie Rzegocki	1.48
2010	Suzie Rzegocki	2.56
2011	Suzie Rzegocki	2.18

Strikeouts

1994	Deana Jackson	70
1995	Jenn Markert	125
1996	Jenn Markert	179
1997	Sheryl Scheve	183
1998	Sheryl Scheve	188
1999	Nicole Crouse	87
2000	Leighann Burke	129
2001	Leighann Burke	156
2002	Leighann Burke	116
2003	Diana LaRiva	162
2004	Diana LaRiva	196
2005	Diana LaRiva	149
2006	Diana LaRiva	113
2007	Brooke Baker	174
2008	Dana Alcocer	138
2009	Suzie Rzegocki	187
2010	Suzie Rzegocki	216
2011	Suzie Rzegocki	200

SERIES RECORDS



Opponent	First Mtg	Last Mtg	Rec.	Opponent	First Mtg	Last Mtg	Rec.	Opponent	First Mtg	Last Mtg	Rec.
Akron	1996	2005	1-2	Indiana State	1994	2009	14-4	Portland State	2003	2010	0-3
Alabama	2008	2008	0-2	Indianapolis	1994	1994	2-0	Radford	2000	2001	2-0
Appalachian State	2008	2009	2-1	Iowa	1995	2011	9-36	Rutgers	2009	2011	1-1
Arizona	2009	2010	0-2	Iowa State	2000	2011	4-3	Sacramento State	2001	2004	0-2
Arizona State	1995	2010	1-5	IPFW	1994	2004	8-0	Saint Louis	1994	2010	3-0
Arkansas	1999	2005	1-2	IUPUI	1999	2011	19-0	Saint Mary's (Calif.)	1997	2007	7-1
Auburn	2001	2009	1-1	Jacksonville	2006	2008	3-0	Samford	2004	2004	1-0
Austin Peay	2009	2009	1-0	Jacksonville State	2008	2009	2-0	San Diego	2010	2010	1-0
<i>Ball State</i>	1995	2011	17-2	Kansas	2003	2005	1-2	<i>San Diego State</i>	2000	2010	1-1
Baylor	2000	2008	1-2	Kennesaw State	2007	2007	0-2	San Jose State	1996	2007	2-2
Belmont	1998	1998	1-0	Kent State	2000	2005	1-1	Santa Clara	1999	2007	3-0
Bethune-Cookman	2002	2009	3-1	Kentucky	2000	2011	1-3	Seton Hall	2000	2000	1-0
Boston College	2009	2009	1-0	Liberty	1999	2009	2-1	<i>South Alabama</i>	2008	2008	1-0
Boston University	2000	2000	0-1	<i>Long Beach State</i>	1998	2010	1-2	South Carolina	2000	2006	0-2
Bowling Green	1998	2011	4-3	Long Island	2004	2008	2-0	South Florida	2000	2008	3-2
Bradley	1994	2006	2-4	Louisiana-Lafayette	2005	2010	1-4	Southern Illinois	1995	2011	3-2
Buffalo	2010	2011	3-0	Louisiana-Monroe	2000	2000	1-0	Southern Utah	1998	1998	2-0
<i>Butler</i>	1994	2010	17-5-1	Louisiana State	2008	2011	0-3	Southwest Missouri State	1994	2001	2-2
<i>BYU</i>	2005	2007	0-4	Louisiana Tech	2001	2011	2-0	Stanford	2006	2008	0-3
<i>California</i>	1999	2004	0-4	Louisville	2003	2010	2-5	Syracuse	2001	2008	4-0
Cal Poly	1999	2003	2-1	<i>Loyola (Chicago)</i>	1996	2011	12-3	<i>Temple</i>	1999	2004	6-0
Cal State Fullerton	1997	2010	2-6	Loyola Marymount	1997	1997	2-0	Tennessee	1996	2006	1-2
Cal State Northridge	2010	2010	0-1	Marist	2007	2007	1-0	<i>Tennessee-Chattanooga</i>	1997	2008	3-3
Campbell	2004	2004	1-0	<i>Marshall</i>	1998	1999	1-2	<i>Tennessee-Martin</i>	2009	2009	1-0
Canisius	1994	2006	1-2	Maryland	2000	2000	1-0	Tennessee State	2003	2011	4-0
Centenary College	2008	2008	2-0	Massachusetts	1995	2006	2-1	Tennessee Tech	1998	2006	3-1
Central Florida	2003	2005	2-0	McNeese State	1995	1996	0-2	Texas	1999	2010	2-1
Central Michigan	1998	2008	2-2	Mercer	2004	2011	2-1	Texas A&M	2009	2009	1-0
Coastal Carolina	1994	1994	0-2	Miami (Ohio)	1995	2011	11-0-1	Texas A&M-Corpus Christi	2001	2002	2-1
Coker College	1994	1994	1-1	<i>Michigan</i>	1995	2011	2-36	Texas-Arlington	2001	2001	0-0-1
Colorado State	1999	2007	2-1	<i>Michigan State</i>	1995	2011	23-17	Texas-San Antonio	2002	2010	2-0
Connecticut	2000	2000	0-1	Middle Tennessee State	2007	2011	1-2	Texas State*	1995	2011	3-3
<i>Dayton</i>	1994	2004	5-0	<i>Minnesota</i>	1995	2011	19-19	Texas Tech	1997	2003	3-0
DePaul	1994	1994	0-1	Mississippi	1998	2007	4-1	Toledo	2000	2011	5-0
Detroit	2005	2005	2-0	Mississippi State	2007	2011	1-3	UC Davis	2007	2008	2-1
East Carolina	1994	2008	4-2	Mississippi Valley State	2005	2005	2-0	UCLA	2002	2009	1-2
Eastern Illinois	1994	2003	5-1	Missouri	1995	2008	0-5	UC Riverside	2003	2003	1-0
Eastern Kentucky	1996	1999	2-0	Morehead State	2001	2001	1-0	UC Santa Barbara	2000	2006	2-0
Eastern Michigan	1995	1996	1-1	Nebraska	1996	1999	2-0	UMKC	1994	2005	2-0
Evansville	1994	1999	4-2	Nevada	2004	2008	0-3	UNC-Greensboro	1994	2001	1-1
Fairfield	2005	2005	1-0	<i>New Mexico</i>	2001	2010	2-1	UNC-Wilmington	1994	1994	1-0
Florida	1997	2002	3-2	New Mexico State	1996	1998	2-3	<i>UNLV</i>	1996	2010	2-2
Florida A&M	2002	2002	1-0	Nicholls State	2005	2005	1-0	Utah	1995	2010	0-3
Florida Atlantic	2002	2011	3-3	North Carolina	1999	2001	1-2	Utah State	1995	2004	1-3
Florida Gulf Coast	2011	2011	1-0	<i>North Carolina State</i>	2006	2006	0-1	Utah Valley State	2005	2005	1-0
Florida International	2007	2007	0-1	North Dakota State	2010	2010	1-0	<i>Valparaiso</i>	1994	2011	21-5-2
Florida State	1998	2009	1-3	Northeastern Illinois	1994	1997	5-0	Villanova	2004	2008	4-0
Fordham	2008	2008	1-0	Northern Illinois	1994	2010	10-3	Virginia	2004	2004	1-0
Fresno State	2007	2007	0-3	Northern Iowa	1995	2006	2-0	Virginia Tech	2002	2002	1-0
Gardner-Webb	2002	2003	2-0	Northwestern	1995	2010	15-24	Washington	1996	2010	0-3
George Mason	2002	2006	4-0	<i>Notre Dame</i>	1997	2011	9-14	Western Illinois	1996	2006	3-0
Georgia	1998	2006	0-4	Oakland	2002	2002	1-0	Western Kentucky	2001	2005	4-1
Georgia Southern	2007	2007	1-0	Ohio	1997	2006	3-1	Western Michigan	1994	2005	4-3
Georgia State	1998	2011	1-1	<i>Ohio State</i>	1995	2011	13-19	Wichita State	1998	2002	2-0
Georgia Tech	2005	2009	1-1	Oklahoma	2000	2000	0-1	Winthrop	2005	2009	1-2
Hofstra	1998	2011	2-3	Oklahoma City	1997	1997	1-0	<i>Wisconsin</i>	1996	2011	23-14
Houston	2010	2010	1-0	Oklahoma State	2002	2008	3-1	Wright State	1996	2011	5-1
Idaho State	2007	2007	1-0	<i>Oregon</i>	1995	2001	1-4	Youngstown State	2007	2007	1-0
<i>Illinois</i>	2001	2011	9-14	Oregon State	2003	2006	0-2	Total			566-454-6
Illinois-Chicago	1998	2005	4-4	Pacific	1996	2009	4-2				
Illinois State	1996	1996	0-1	<i>Penn State</i>	1995	2011	17-22-1				
<i>Indiana</i>	1994	2011	21-15	Pittsburgh	2003	2007	4-0				

italics denotes 2012 opponent.
* - formerly known as Southwest Texas State.



SERIES RECORDS

AKRON (1-2)

H: 0-0	A: 0-0	N: 1-2
3/10/96	L, 2-3	N Knoxville, Tenn.
2/18/00	L, 1-2	N Raleigh, N.C.
3/18/05	W, 2-0	N Raleigh, N.C.

ALABAMA (0-2)

H: 0-0	A: 0-2	N: 0-0
2/8/08	L, 0-8	A Tuscaloosa, Ala.
2/9/08	L, 0-11	A Tuscaloosa, Ala.

APPALACHIAN STATE (2-1)

H: 0-0	A: 0-0	N: 2-1
2/24/08	W, 10-7	N Greenville, N.C.
2/14/09	L, 2-3	N Tallahassee, Fla.
2/15/09	W, 4-1	N Tallahassee, Fla.

ARIZONA (0-2)

H: 0-0	A: 0-0	N: 0-2
5/17/09	L, 2-4	N Louisville, Ky.
2/12/10	L, 0-10	N Tempe, Ariz.

ARIZONA STATE (1-5)

H: 0-0	A: 0-0	N: 1-5
2/16/95	L, 7-10	N Phoenix, Ariz.
2/18/96	W, 3-2	N Phoenix, Ariz.
2/14/97	L, 4-7	N Phoenix, Ariz.
3/9/01	L, 0-5	N Sunnyvale, Calif.
3/13/04	L, 0-4	N Sunnyvale, Calif.
3/21/10	L, 4-6	N Fullerton, Calif.

ARKANSAS (1-2)

H: 0-0	A: 0-0	N: 1-2
3/13/99	W, 11-10	N Sunnyvale, Calif.
2/12/00	L, 2-3	N Arlington, Texas
2/13/05	L, 6-7	N Las Cruces, N.M.

AUBURN (1-1)

H: 0-0	A: 1-1	N: 0-0
2/9/01	L, 2-7	A Auburn, Ala.
2/22/09	W, 3-1	A Auburn, Ala.

AUSTIN PEAY (1-0)

H: 0-0	A: 0-0	N: 1-0
2/21/09	W, 6-4	N Auburn, Ala.

BALL STATE (17-2)

H: 8-0	A: 8-2	N: 1-0
3/21/95	W, 6-1	A Muncie, Ind.
3/21/95	L, 0-5	A Muncie, Ind.
5/7/96	W, 5-0	H West Lafayette
5/7/96	W, 3-2	H West Lafayette
3/26/97	W, 4-2	A Muncie, Ind.
3/26/97	W, 3-1	A Muncie, Ind.
3/30/99	W, 6-5 (8)	A Muncie, Ind.
3/30/99	W, 10-3	A Muncie, Ind.
4/24/00	W, 4-0	H West Lafayette
4/24/00	W, 4-3	H West Lafayette
4/9/02	W, 6-3	H West Lafayette
4/9/02	W, 2-1	H West Lafayette
3/30/05	W, 5-1	A Muncie, Ind.
4/4/06	W, 7-0	H West Lafayette
4/16/08	L, 3-7	A Muncie, Ind.
4/15/09	W, 7-1	H West Lafayette
4/21/10	W, 6-4 (8)	A Muncie, Ind.
4/21/10	W, 7-0	A Muncie, Ind.
3/27/11	W, 3-1	N Oxford, Ohio

BAYLOR (1-2)

H: 0-0	A: 1-0	N: 0-2
2/12/00	L, 6-8 (8)	N Arlington, Texas
2/16/07	L, 2-10	N Lafayette, La.
2/15/08	W, 6-5 (8)	A Waco, Texas

BELMONT (1-0)

H: 0-0	A: 0-0	N: 1-0
4/14/98	W, 16-0	N Tallahassee, Fla.

BETHUNE-COOKMAN (3-1)

H: 0-0	A: 0-0	N: 3-1
2/8/02	W, 3-0	N St. Augustine, Fla.
2/17/02	W, 5-3	N San Antonio, Texas
2/11/06	W, 2-1	N Boca Raton, Fla.
3/15/09	L, 2-3 (8)	N Boca Raton, Fla.

BOSTON COLLEGE (1-0)

H: 0-0	A: 0-0	N: 1-0
3/8/09	W, 10-0	N Woodstock, Ga.

BOSTON UNIVERSITY (0-1)

H: 0-0	A: 0-0	N: 0-1
2/19/00	L, 6-8	N Raleigh, N.C.

BOWLING GREEN (4-3)

H: 1-0	A: 1-1	N: 2-2
3/22/98	W, 7-1 (8)	H West Lafayette
2/27/05	W, 5-2	N Chattanooga, TN
3/18/06	L, 0-6	N Tampa, Fla.
3/6/09	L, 5-6 (8)	N Woodstock, Ga.
3/26/09	W, 17-2	A Bowling Green, Ohio
3/26/09	L, 7-8	A Bowling Green, Ohio
2/13/11	W, 2-0	N Baton Rouge, La.

BRADLEY (2-4)

H: 1-1	A: 0-0	N: 1-3
4/29/94	L, 2-3	N DeKalb, Ill.
3/27/99	W, 4-3(8)	H West Lafayette
3/25/00	L, 1-3	H West Lafayette
2/21/04	L, 0-2	N Chattanooga, Tenn.
2/25/05	W, 2-0	N Chattanooga, Tenn.
2/26/06	L, 0-1	N Pekin, Ill.

BUFFALO (3-0)

H: 0-0	A: 0-0	N: 3-0
3/13/10	W, 9-2	N Lakewood, Calif.
3/11/11	W, 11-1	N Boca Raton, Fla.
3/19/11	W, 6-1	N Boca Raton, Fla.

BUTLER (17-5-1)

H: 12-2	A: 5-2-1	N: 0-1
4/12/94	L, 0-1	A Indianapolis, Ind.
4/12/94	T, 4-4 (10)	A Indianapolis, Ind.
4/29/94	L, 4-5 (8)	N DeKalb, Ill.
3/23/96	W 10-0	H West Lafayette
4/15/97	W, 6-0	A Indianapolis, Ind.
4/15/97	L, 0-1	A Indianapolis, Ind.
4/23/98	L, 1-2	H West Lafayette
4/23/98	W, 5-2	H West Lafayette
4/5/00	W, 8-0	H West Lafayette
4/5/00	W, 2-0	H West Lafayette
3/24/01	W, 4-1	H West Lafayette
4/3/02	W, 4-0	H West Lafayette
4/3/02	W, 7-0	H West Lafayette
3/23/03	W, 10-0	H West Lafayette

3/31/04	W, 7-1	A Indianapolis, Ind.
4/6/05	W, 1-0	H West Lafayette
4/6/05	W, 8-0	H West Lafayette
3/28/06	W, 2-0	A Indianapolis, Ind.
4/3/07	W, 6-0	H West Lafayette
3/26/08	W, 5-3	A Indianapolis, Ind.
3/26/08	W, 7-0	A Indianapolis, Ind.
4/1/10	W, 1-0	H West Lafayette
4/1/10	L, 0-3	H West Lafayette

BYU (0-4)

H: 0-0	A: 0-0	N: 0-4
3/12/05	L, 2-5	N Clearwater, Fla.
2/17/06	L, 2-5	N Las Vegas, Nev.
3/9/07	L, 3-5	N Fresno, Calif.
3/10/07	L, 2-8	N Fresno, Calif.

CALIFORNIA (0-4)

H: 0-0	A: 0-0	N: 0-4
3/13/99	L, 0-2	N Sunnyvale, Calif.
3/15/01	L, 1-3 (8)	N Sacramento, Calif.
2/14/03	L, 0-1	N Las Vegas, Nev.
3/12/04	L, 0-8	N Sunnyvale, Calif.

CAL POLY (2-1)

H: 0-0	A: 0-0	N: 2-1
3/13/99	W, 6-4	N Sunnyvale, Calif.
2/26/00	W, 8-0	N Santa Barbara, Calif.
2/15/03	L, 4-5 (8)	N Las Vegas, Nev.

CAL STATE FULLERTON (2-6)

H: 0-0	A: 1-3	N: 1-3
2/23/97	L, 0-1	N Gainesville, Fla.
2/23/97	L, 1-6	N Gainesville, Fla.
2/13/98	L, 0-2	N Phoenix, Ariz.
2/28/03	L, 1-10	A Fullerton, Calif.
3/5/06	L, 2-6	A Fullerton, Calif.
2/29/08	L, 0-5	A Fullerton, Calif.
5/17/08	W, 4-3	N Los Angeles, Calif.
3/17/10	W, 10-4	A Fullerton, Calif.

CAL STATE NORTHRIDGE (0-1)

H: 0-0	A: 0-0	N: 0-1
2/13/10	L, 2-3	N Tempe, Ariz.

CAMPBELL (1-0)

H: 0-0	A: 0-0	N: 1-0
2/13/04	W, 6-5	N Raleigh, N.C.

CANISIUS (1-2)

H: 0-0	A: 0-0	N: 1-2
3/5/94	L, 2-10	N Greensboro, N.C.
3/17/00	W, 2-1 (8)	N Clearwater, Fla.
3/19/06	L, 3-4 (8)	N Tampa, Fla.

CENTENARY COLLEGE (2-0)

H: 0-0	A: 0-0	N: 2-0
2/15/08	W, 8-7	N Waco, Texas
2/17/08	W, 8-0	N Waco, Texas

CENTRAL FLORIDA (2-0)

H: 0-0	A: 0-0	N: 2-0
2/7/03	W, 10-2	N St. Augustine, Fla.
3/13/05	W, 2-1	N Clearwater, Fla.

SERIES RECORDS



CENTRAL MICHIGAN (2-2)

	H: 0-1	A: 0-0	N: 2-1
3/5/98	W, 6-4	N	Tampa, Fla.
3/27/99	L, 0-8	H	West Lafayette
3/6/03	L, 1-2	N	Plant City, Fla.
3/8/08	W, 3-0	N	Clearwater, Fla.

COASTAL CAROLINA (0-2)

	H: 0-0	A: 0-2	N: 0-0
3/11/94	L, 0-7	A	Conway, S.C.
3/11/94	L, 0-2	A	Conway, S.C.

COKER COLLEGE (1-1)

	H: 0-0	A: 1-1	N: 0-0
3/12/94	W, 4-3 (8)	A	Hartsville, S.C.
3/12/94	L, 7-8 (9)	A	Hartsville, S.C.

COLORADO STATE (2-1)

	H: 0-0	A: 0-0	N: 2-1
3/12/99	W, 3-2	N	Sunnyvale, Calif.
3/11/07	L, 3-5	N	Fresno, Calif.
3/16/07	W, 7-2	N	Sacramento, Calif.

CONNECTICUT (0-1)

	H: 0-0	A: 0-0	N: 0-1
3/9/00	L, 1-3	N	Tampa, Fla.

DAYTON (5-0)

	H: 1-0	A: 2-0	N: 2-0
4/9/94	W, 3-1	N	Chicago, Ill.
4/24/02	W, 3-2	H	West Lafayette
2/22/04	W, 9-1	N	Chattanooga, Tenn.
4/28/04	W, 2-1	A	Dayton, Ohio
4/28/04	W, 6-1	A	Dayton, Ohio

DEPAUL (0-1)

	H: 0-0	A: 0-0	N: 0-1
4/10/94	L, 3-6	N	Chicago, Ill.

DETROIT (2-0)

	H: 2-0	A: 0-0	N: 0-0
3/26/05	W, 5-2	H	West Lafayette
3/26/05	W, 8-0	H	West Lafayette

EAST CAROLINA (4-2)

	H: 0-0	A: 3-1	N: 1-1
3/06/94	W, 7-4	A	Greenville, N.C.
3/07/94	L, 3-6	A	Greenville, N.C.
3/07/94	W, 5-2	A	Greenville, N.C.
2/18/01	W, 3-0	N	Raleigh, N.C.
2/11/06	L, 1-3	N	Boca Raton, Fla.
2/23/08	W, 3-2 (8)	A	Greenville, N.C.

EASTERN ILLINOIS (5-1)

	H: 2-0	A: 1-0	N: 2-1
4/2/94	W, 7-3	A	Charleston, Ill.
3/4/96	W, 2-1	N	Carbondale, Ill.
3/4/96	L, 2-5	N	Carbondale, Ill.
3/16/01	W, 1-0	N	Sacramento, Calif.
4/16/03	W, 9-0	H	West Lafayette
4/16/03	W, 11-0	H	West Lafayette

EASTERN KENTUCKY (2-0)

	H: 0-0	A: 0-0	N: 2-0
3/9/96	W, 9-0	N	Knoxville, Tenn.
2/20/99	W, 7-1	N	Raleigh, N.C.

EASTERN MICHIGAN (1-1)

	H: 1-0	A: 0-0	N: 0-1
2/19/95	L, 7-9	N	Phoenix, Ariz.
3/23/96	W, 4-3	H	West Lafayette

EVANSVILLE (4-2)

	H: 1-1	A: 2-1	N: 1-0
4/1/94	W, 3-1	N	Charleston, Ill.
3/29/95	L, 3-4	A	Evansville, Ind.
3/29/95	W, 3-0	A	Evansville, Ind.
3/19/98	W, 6-4	A	Evansville, Ind.
3/24/99	W, 2-1	H	West Lafayette
3/24/99	L, 2-4	H	West Lafayette

FAIRFIELD (1-0)

	H: 0-0	A: 0-0	N: 1-0
3/19/05	W, 2-0	N	Raleigh, N.C.

FLORIDA (3-2)

	H: 0-0	A: 1-1	N: 2-1
2/21/97	W, 2-1	A	Gainesville, Fla.
2/21/97	L, 0-1	A	Gainesville, Fla.
3/6/99	L, 0-3	N	Tampa, Fla.
3/1/02	W, 2-1	N	Los Angeles, Calif.
3/1/02	W, 13-5	N	Los Angeles, Calif.

FLORIDA A&M (1-0)

	H: 0-0	A: 0-0	N: 1-0
2/9/02	W, 8-0	N	St. Augustine, Fla.

FLORIDA ATLANTIC (3-3)

	H: 0-0	A: 3-2	N: 0-1
3/9/02	L, 0-5	N	Plant City, Fla.
2/12/06	W, 4-3	A	Boca Raton, Fla.
3/16/09	W, 3-2	A	Boca Raton, Fla.
3/16/09	W, 4-3 (8)	A	Boca Raton, Fla.
3/14/11	L, 3-4	A	Boca Raton, Fla.
3/14/11	L, 0-1	A	Boca Raton, Fla.

FLORIDA GULF COAST (1-0)

	H: 0-0	A: 1-0	N: 0-0
3/16/11	W, 3-2 (8)	A	Fort Myers, Fla.

FLORIDA INTERNATIONAL (0-1)

	H: 0-0	A: 0-1	N: 0-0
2/23/07	L, 5-9	A	Miami, Fla.

FLORIDA STATE (1-3)

	H: 0-0	A: 1-1	N: 0-2
2/13/98	L, 1-8	N	Phoenix, Ariz.
3/6/98	L, 4-5	N	Tampa, Fla.
3/12/98	W, 1-0	A	Tallahassee, Fla.
2/15/09	L, 0-8	A	Tallahassee, Fla.

FORDHAM (1-0)

	H: 0-0	A: 0-0	N: 1-0
3/16/08	W, 3-2	N	Clearwater, Fla.

FRESNO STATE (0-3)

	H: 0-0	A: 0-3	N: 0-0
3/10/07	L, 2-7	A	Fresno, Calif.
3/13/07	L, 1-4	A	Fresno, Calif.
3/13/07	L, 2-3	A	Fresno, Calif.

GARDNER-WEBB (2-0)

	H: 2-0	A: 0-0	N: 0-0
3/23/02	W, 4-0	H	West Lafayette
3/22/03	W, 8-0	H	West Lafayette

GEORGE MASON (4-0)

	H: 0-0	A: 0-0	N: 4-0
3/17/02	W, 7-1	N	Orlando, Fla.
3/15/06	W, 12-0	N	Clearwater, Fla.
3/15/06	W, 10-2	N	Clearwater, Fla.
3/18/06	W, 11-2	N	Tampa, Fla.

GEORGIA (0-4)

	H: 0-0	A: 0-0	N: 0-4
3/7/98	L, 3-6 (10)	N	Tampa, Fla.
2/8/02	L, 2-3	N	St. Augustine, Fla.
2/10/02	L, 0-1	N	St. Augustine, Fla.
3/4/06	L, 2-6	N	Fullerton, Calif.

GEORGIA SOUTHERN (1-0)

	H: 0-0	A: 0-0	N: 1-0
3/17/07	W, 4-2	N	Sacramento, Calif.

GEORGIA STATE (1-1)

	H: 0-0	A: 1-0	N: 0-1
3/13/98	L, 1-4	N	Tallahassee, Fla.
2/26/11	W, 5-4 (8)	A	Kennesaw, Ga.

GEORGIA TECH (1-1)

	H: 0-0	A: 0-0	N: 1-1
3/4/05	L, 1-2	N	Atlanta, Ga.
3/6/09	W, 4-2	N	Woodstock, Ga.

HOFSTRA (2-3)

	H: 0-0	A: 0-0	N: 2-3
3/13/98	L, 1-7	N	Tallahassee, Fla.
3/10/00	W, 8-1	N	Tampa, Fla.
3/11/05	L, 0-1	N	Clearwater, Fla.
3/12/06	W, 8-0	N	Clearwater, Fla.
3/12/11	L, 2-7	N	Boca Raton, Fla.

HOUSTON (1-0)

	H: 0-0	A: 1-0	N: 0-0
2/20/10	W, 4-3	A	Houston, Texas

IDAHO STATE (1-0)

	H: 0-0	A: 0-0	N: 1-0
3/18/07	W, 8-0	N	Sacramento, Calif.

ILLINOIS (9-14)

	H: 5-9	A: 3-5	N: 1-0
4/27/01	L, 0-3	H	West Lafayette
4/27/01	W, 6-0	H	West Lafayette
5/4/02	L, 1-10	A	Champaign, Ill.
5/5/02	L, 3-5	A	Champaign, Ill.
4/11/03	L, 3-6	H	West Lafayette
4/11/03	L, 1-4	H	West Lafayette
4/9/04	L, 2-3 (9)	H	West Lafayette
4/10/04	L, 4-7	H	West Lafayette
4/10/05	W, 9-1	A	Champaign, Ill.
4/10/05	W, 8-7	A	Champaign, Ill.
3/11/06	W, 11-7	N	Clearwater, Fla.
4/14/06	L, 1-5	A	Champaign, Ill.
4/15/06	W, 8-5 (10)	A	Champaign, Ill.
3/30/07	W, 8-1	H	West Lafayette
3/31/07	L, 0-8	H	West Lafayette



4/27/08 W, 6-5 H West Lafayette
 4/27/08 L, 2-9 H West Lafayette
 4/29/09 W, 4-1 H West Lafayette
 4/29/09 L, 6-10 H West Lafayette
 5/12/10 L, 0-5 A Champaign, Ill.
 5/13/10 L, 0-8 A Champaign, Ill.
 4/13/11 L, 3-9 H West Lafayette
 4/13/11 W, 11-6 H West Lafayette

ILLINOIS-CHICAGO (4-4)

H: 2-0 A: 0-2 N: 2-2

3/6/98 W, 2-1 N Tampa, Fla.
 3/11/00 L, 1-3 N Tampa, Fla.
 4/16/02 L, 5-8 A Chicago, Ill.
 4/16/02 L, 6-7 A Chicago, Ill.
 3/26/03 W, 8-0 H West Lafayette
 3/26/03 W, 4-1 H West Lafayette
 3/5/04 W, 3-2 N Clearwater, Fla.
 3/20/05 L, 3-4 (8) N Raleigh, N.C.

ILLINOIS STATE (0-1)

H: 0-0 A: 0-0 N: 0-1

2/16/96 L, 3-11 N Phoenix, Ariz.

INDIANA (21-15)

H: 11-6 A: 10-9 N: 0-0

3/26/94 L, 0-4 A Bloomington, Ind.
 4/5/94 L, 9-11 H West Lafayette
 4/26/95 L, 0-2 A Bloomington, Ind.
 4/26/95 W, 2-1 A Bloomington, Ind.
 4/9/96 L, 0-1 H West Lafayette
 4/9/96 L, 1-10 H West Lafayette
 4/23/97 L, 1-2 A Bloomington, Ind.
 4/23/97 L, 0-8 A Bloomington, Ind.
 4/15/98 W, 5-0 H West Lafayette
 4/15/98 W, 5-3 (9) H West Lafayette
 4/21/99 W, 11-1 A Bloomington, Ind.
 4/21/99 W, 6-2 A Bloomington, Ind.
 5/6/00 W, 1-0 A Bloomington, Ind.
 5/7/00 L, 0-1 H West Lafayette
 5/5/01 W, 3-1 H West Lafayette
 5/6/01 W, 4-1 A Bloomington, Ind.
 4/14/02 W, 6-3 H West Lafayette
 4/14/02 W, 7-4 H West Lafayette
 5/3/03 W, 6-0 H West Lafayette
 5/4/03 L, 0-3 A Bloomington, Ind.
 5/8/04 L, 2-7 A Bloomington, Ind.
 5/9/04 W, 2-1 H West Lafayette
 5/7/05 W, 5-0 H West Lafayette
 5/8/05 W, 3-2 A Bloomington, Ind.
 5/6/06 L, 0-7 A Bloomington, Ind.
 5/7/06 L, 2-5 H West Lafayette
 5/5/07 W, 8-0 H West Lafayette
 5/6/07 W, 11-0 A Bloomington, Ind.
 5/3/08 W, 2-1 A Bloomington, Ind.
 5/4/08 W, 8-3 H West Lafayette
 5/9/09 W, 2-1 (8) A Bloomington, Ind.
 5/9/09 W, 8-7 (8) A Bloomington, Ind.
 5/9/10 L, 2-3 H West Lafayette
 5/10/10 W, 5-0 H West Lafayette
 5/13/11 L, 1-2 A Bloomington, Ind.
 5/14/11 L, 0-4 A Bloomington, Ind.

INDIANA STATE (14-4)

H: 6-3 A: 6-0 N: 2-1

3/25/94 L, 3-4 N Bloomington, Ind.
 4/23/94 W, 2-1 H West Lafayette
 4/23/94 L, 3-4 H West Lafayette

2/25/95 W, 5-0 N Columbia, Mo.
 4/19/95 W, 2-0 A Terre Haute, Ind.
 4/19/95 W, 3-1 A Terre Haute, Ind.
 4/24/96 W 9-1 H West Lafayette
 4/24/96 W 1-0 H West Lafayette
 4/2/97 W, 6-5 A Terre Haute, Ind.
 4/2/97 W, 1-0 A Terre Haute, Ind.
 4/1/98 W, 9-2 H West Lafayette
 4/1/98 L, 2-3 H West Lafayette
 3/28/99 L, 4-14 H West Lafayette
 3/29/00 W, 7-1 A Terre Haute, Ind.
 3/29/00 W, 1-0 A Terre Haute, Ind.
 5/1/03 W, 3-0 H West Lafayette
 5/1/03 W, 9-1 H West Lafayette
 3/7/09 W, 1-0 N Woodstock, Ga.

INDIANAPOLIS (2-0)

H: 0-0 A: 2-0 N: 0-0

4/21/94 W, 3-0 A Indianapolis, Ind.
 4/21/94 W, 11-4 A Indianapolis, Ind.

IOWA (9-36)

H: 4-22 A: 4-11 N: 1-3

4/1/95 L, 3-4 H West Lafayette
 4/1/95 L, 1-6 H West Lafayette
 4/2/95 W, 6-2 H West Lafayette
 4/2/95 L, 2-3 H West Lafayette
 5/4/96 W, 3-1 A Iowa City, Iowa
 5/4/96 L, 1-3 A Iowa City, Iowa
 5/5/96 L, 0-7 A Iowa City, Iowa
 3/29/97 L, 1-11 H West Lafayette
 3/29/97 L, 3-4 H West Lafayette
 3/30/97 L, 3-13 H West Lafayette
 5/9/97 L, 0-2 A Iowa City, Iowa
 5/2/98 L, 0-4 A Iowa City, Iowa
 5/2/98 L, 4-5 A Iowa City, Iowa
 5/3/98 W, 4-2 A Iowa City, Iowa
 3/6/99 L, 0-3 N Tampa, Fla.
 3/14/99 L, 1-9 N Sunnyvale, Calif.
 5/1/99 L, 3-4 H West Lafayette
 5/1/99 L, 2-4 H West Lafayette
 5/2/99 L, 3-9 H West Lafayette
 4/15/00 L, 0-4 H West Lafayette
 4/16/00 W, 1-0 H West Lafayette
 3/10/01 L, 0-8 N Sunnyvale, Calif.
 4/20/01 L, 1-7 A Iowa City, Iowa
 4/20/01 L, 4-5 (9) A Iowa City, Iowa
 4/7/02 L, 2-3 (8) H West Lafayette
 4/7/02 L, 1-2 H West Lafayette
 4/18/03 L, 0-2 A Iowa City, Iowa
 4/18/03 L, 0-9 A Iowa City, Iowa
 4/11/04 L, 0-6 H West Lafayette
 4/11/04 L, 0-4 H West Lafayette
 4/8/05 L, 2-3 A Iowa City, Iowa
 4/9/05 W, 2-1 A Iowa City, Iowa
 4/21/06 L, 1-8 H West Lafayette
 4/22/06 L, 2-3 H West Lafayette
 4/1/07 L, 1-6 H West Lafayette
 4/1/07 L, 3-4 (9) H West Lafayette
 5/11/07 W, 4-1 N Columbus, Ohio
 4/25/08 L, 2-3 H West Lafayette
 4/26/08 L, 5-8 H West Lafayette
 4/11/09 L, 0-3 H West Lafayette
 4/12/09 L, 0-4 H West Lafayette
 4/10/10 L, 0-1 A Iowa City, Iowa
 4/11/10 W, 2-0 A Iowa City, Iowa
 4/2/11 W, 12-1 H West Lafayette
 4/3/11 W, 3-0 H West Lafayette

IOWA STATE (4-3)

H: 0-0 A: 0-0 N: 4-3

2/26/00 W, 3-0 N Santa Barbara, Calif.
 2/10/07 L, 0-3 N Starkville, Miss.
 2/16/07 W, 3-0 N Lafayette, La.
 2/18/07 W, 7-6 (12) N Lafayette, La.
 2/19/10 L, 2-3 (8) N Houston, Texas
 2/19/11 L, 5-8 N San Marcos, Texas
 2/20/11 W, 9-0 N San Marcos, Texas

IPFW (8-0)

H: 8-0 A: 0-0 N: 0-0

4/19/94 W, 9-0 H West Lafayette
 4/19/94 W, 2-0 H West Lafayette
 3/23/02 W, 8-0 H West Lafayette
 3/23/03 W, 11-0 H West Lafayette
 4/8/03 W, 8-0 H West Lafayette
 4/8/03 W, 19-0 H West Lafayette
 3/27/04 W, 8-2 H West Lafayette
 3/27/04 W, 2-0 H West Lafayette

IUPUI (19-0)

H: 10-0 A: 8-0 N: 1-0

4/20/99 W, 5-0 H West Lafayette
 4/20/99 W, 9-1 H West Lafayette
 4/12/00 W, 8-0 A Indianapolis, Ind.
 4/12/00 W, 5-0 A Indianapolis, Ind.
 3/20/02 W, 9-1 H West Lafayette
 3/20/02 W, 8-0 H West Lafayette
 4/23/03 W, 7-1 A Indianapolis, Ind.
 4/23/03 W, 2-0 A Indianapolis, Ind.
 4/20/04 W, 9-0 H West Lafayette
 4/20/04 W, 8-0 H West Lafayette
 2/24/06 W, 8-3 N Pekin, Ill.
 4/17/07 W, 6-0 A Indianapolis, Ind.
 4/17/07 W, 16-4 A Indianapolis, Ind.
 4/2/08 W, 6-1 H West Lafayette
 4/2/08 W, 10-0 H West Lafayette
 3/31/10 W, 2-0 H West Lafayette
 3/31/10 W, 6-0 H West Lafayette
 4/6/11 W, 11-1 A Indianapolis, Ind.
 4/6/11 W, 18-5 A Indianapolis, Ind.

JACKSONVILLE (3-0)

H: 0-0 A: 2-0 N: 1-0

3/9/06 W, 10-0 N Clearwater, Fla.
 3/11/08 W, 8-3 A Jacksonville, Fla.
 3/11/08 W, 3-1 A Jacksonville, Fla.

JACKSONVILLE STATE (2-0)

H: 0-0 A: 0-0 N: 2-0

2/8/08 W, 5-4 N Tuscaloosa, Ala.
 3/7/09 W, 4-3 (8) N Woodstock, Ga.

KANSAS (1-2)

H: 0-0 A: 0-0 N: 1-2

2/8/03 L, 7-8 N St. Augustine, Fla.
 2/8/03 L, 1-3 N St. Augustine, Fla.
 2/11/05 W, 2-1 N Las Cruces, N.M.

KENNESAW STATE (0-2)

H: 0-0 A: 0-0 N: 0-2

2/9/07 L, 1-5 N Starkville, Miss.
 2/10/07 L, 7-10 N Starkville, Miss.

SERIES RECORDS



KENT STATE (1-1)

	H: 1-0	A: 0-0	N: 0-1
3/25/00	W, 2-1	H	West Lafayette
2/25/05	L, 2-4	N	Chattanooga, Tenn.

KENTUCKY (1-3)

	H: 0-0	A: 0-0	N: 1-3
2/11/00	L, 0-2	N	Arlington, Texas
2/15/02	L, 0-1	N	San Antonio, Texas
2/26/05	W, 5-4 (9)	N	Chattanooga, Tenn.
3/6/11	L, 0-3	N	Carbondale, Ill.

LIBERTY (2-1)

	H: 0-0	A: 0-0	N: 2-1
2/20/99	W, 4-0	N	Raleigh, N.C.
2/18/01	W, 4-1	N	Raleigh, N.C.
3/15/09	L, 2-4	N	Boca Raton, Fla.

LONG BEACH STATE (1-2)

	H: 0-0	A: 0-1	N: 1-1
2/14/98	L, 0-4	N	Phoenix, Ariz.
3/10/01	W, 2-1	N	San Jose, Calif.
3/12/10	L, 4-8	A	Lakewood, Calif.

LONG ISLAND (2-0)

	H: 0-0	A: 0-0	N: 2-0
3/4/04	W, 7-1	N	Clearwater, Fla.
3/9/08	W, 6-4	N	Clearwater, Fla.

LOUISIANA-LAFAYETTE (1-4)

	H: 0-0	A: 0-3	N: 1-1
2/19/05	L, 1-3	A	Lafayette, La.
2/20/05	L, 5-15	A	Lafayette, La.
2/17/07	L, 2-10	A	Lafayette, La.
2/21/10	L, 6-7	N	Houston, Texas
3/20/10	W, 14-7	N	Fullerton, Calif.

LOUISIANA-MONROE (1-0)

	H: 0-0	A: 0-0	N: 1-0
2/11/00	W, 3-0	N	Arlington, Texas

LOUISIANA STATE (0-3)

	H: 0-0	A: 0-2	N: 0-1
3/15/08	L, 0-4	N	Clearwater, Fla.
2/12/11	L, 3-5	A	Baton Rouge, La.
2/13/11	L, 2-6	A	Baton Rouge, La.

LOUISIANA TECH (2-0)

	H: 0-0	A: 0-0	N: 2-0
3/4/01	W, 2-1	N	Corpus Christi, Texas
2/12/11	W, 7-3	N	Baton Rouge, La.

LOUISVILLE (2-5)

	H: 0-0	A: 2-3	N: 0-2
3/15/03	L, 0-2	A	Louisville, Ky.
3/15/03	W, 9-3	A	Louisville, Ky.
2/14/04	L, 0-5	N	Raleigh, N.C.
5/15/09	L, 1-4	A	Louisville, Ky.
5/16/09	W, 5-4	A	Louisville, Ky.
2/26/10	L, 5-6	A	Louisville, Ky.
3/19/10	L, 0-3	N	Fullerton, Calif.

LOYOLA (CHICAGO) (12-3)

	H: 8-1	A: 2-2	N: 2-0
4/18/96	L, 1-3	H	West Lafayette
4/18/96	W, 1-0	H	West Lafayette

4/10/97	W, 2-0	A	Chicago, Ill.
4/10/97	W, 7-5	A	Chicago, Ill.
3/24/98	W, 7-3	H	West Lafayette
3/24/98	W, 1-0	H	West Lafayette
3/28/99	W, 9-0	H	West Lafayette
3/3/01	W, 3-0	N	Corpus Christi, Texas
3/24/01	W, 3-0	H	West Lafayette
4/19/01	L, 3-4	A	Chicago, Ill.
3/22/03	W, 8-0	H	West Lafayette
4/11/06	W, 2-1 (8)	H	West Lafayette
4/11/06	W, 7-1	H	West Lafayette
3/2/08	W, 4-0	N	Fullerton, Calif.
4/14/11	L, 3-4 (11)	A	Chicago, Ill.

LOYOLA MARYMOUNT (2-0)

	H: 0-0	A: 0-0	N: 2-0
3/15/97	W, 6-5	N	Sunnyvale, Calif.
3/16/97	W, 9-0	N	Sunnyvale, Calif.

MARIST (1-0)

	H: 0-0	A: 0-0	N: 1-0
2/24/07	W, 15-2	N	Miami, Fla.

MARSHALL (1-2)

	H: 0-0	A: 0-0	N: 1-2
3/13/98	W, 11-0	N	Tallahassee, Fla.
2/20/99	L, 0-2	N	Raleigh, N.C.
2/21/99	L, 3-4	N	Raleigh, N.C.

MARYLAND (1-0)

	H: 0-0	A: 0-0	N: 1-0
3/10/00	W, 2-0	N	Tampa, Fla.

MASSACHUSETTS (2-1)

	H: 0-0	A: 0-0	N: 2-1
2/17/95	W, 3-1	N	Phoenix, Ariz.
2/16/97	W, 4-0	N	Phoenix, Ariz.
3/9/06	L, 1-11	N	Clearwater, Fla.

MCNEESE STATE (0-2)

	H: 0-0	A: 0-0	N: 0-2
3/3/95	L, 4-5	N	College Station, Texas
2/16/96	L, 4-1	N	Phoenix, Ariz.

MERCER (2-1)

	H: 0-0	A: 0-0	N: 2-1
3/6/04	W, 4-0	N	Clearwater, Fla.
3/4/05	L, 3-7	N	Atlanta, Ga.
2/27/11	W, 7-4	N	Kennesaw, Ga.

MIAMI (OHIO) (11-0-1)

	H: 3-0	A: 5-0-1	N: 3-0
3/22/95	W, 3-2	H	West Lafayette
3/22/95	W, 3-1	H	West Lafayette
4/25/96	W, 4-2	A	Oxford, Ohio
4/25/96	W, 3-2	A	Oxford, Ohio
2/16/01	W, 2-0	N	Raleigh, N.C.
3/15/01	W, 5-4	N	Sacramento, Calif.
3/23/07	T, 3-3	A	Oxford, Ohio
4/10/07	W, 4-2 (8)	A	Oxford, Ohio
4/10/07	W, 13-0	A	Oxford, Ohio
2/13/09	W, 2-0	N	Tallahassee, Fla.
3/24/10	W, 6-4	H	West Lafayette
3/26/11	W, 6-3	A	Oxford, Ohio

MICHIGAN (2-36)

	H: 1-23	A: 1-13	N: 0-0
3/25/95	L, 2-9	H	West Lafayette
3/25/95	L, 0-12	H	West Lafayette
3/26/95	L, 5-10	H	West Lafayette
3/26/95	L, 3-4	H	West Lafayette
4/17/96	L, 0-3	A	Ann Arbor, Mich.
4/17/96	L, 1-6	A	Ann Arbor, Mich.
3/23/97	L, 2-3	H	West Lafayette
3/23/97	L, 2-12	H	West Lafayette
4/8/97	L, 3-7	H	West Lafayette
4/8/97	W, 3-1	H	West Lafayette
4/21/98	L, 0-4	A	Ann Arbor, Mich.
4/21/98	L, 1-9	A	Ann Arbor, Mich.
4/7/99	L, 0-2	H	West Lafayette
4/7/99	L, 2-3 (11)	H	West Lafayette
4/1/00	L, 2-3	H	West Lafayette
4/2/00	L, 0-2	H	West Lafayette
4/6/01	L, 3-4	A	Ann Arbor, Mich.
4/6/01	L, 1-6	A	Ann Arbor, Mich.
4/28/02	L, 2-6	H	West Lafayette
4/28/02	L, 0-6	H	West Lafayette
4/25/03	L, 1-2 (8)	A	Ann Arbor, Mich.
4/26/03	L, 2-3	A	Ann Arbor, Mich.
4/4/04	L, 0-9	H	West Lafayette
4/4/04	L, 0-2	H	West Lafayette
4/15/05	L, 0-3	H	West Lafayette
4/16/05	L, 2-6	H	West Lafayette
4/9/06	L, 0-14	A	Ann Arbor, Mich.
4/9/06	W, 5-4	A	Ann Arbor, Mich.
4/20/07	L, 1-5	H	West Lafayette
4/21/07	L, 3-7	H	West Lafayette
3/30/08	L, 0-8	H	West Lafayette
3/30/08	L, 0-3	H	West Lafayette
4/4/09	L, 1-3	A	Ann Arbor, Mich.
4/4/09	L, 3-4 (9)	A	Ann Arbor, Mich.
4/24/10	L, 1-5	H	West Lafayette
4/25/10	L, 3-12	H	West Lafayette
4/9/11	L, 1-13	A	Ann Arbor, Mich.
4/10/11	L, 0-10	A	Ann Arbor, Mich.

MICHIGAN STATE (23-17)

	H: 11-6	A: 10-9	N: 2-2
4/12/95	W, 4-1	H	West Lafayette
4/12/95	L, 2-3	H	West Lafayette
4/13/96	L, 1-3	H	West Lafayette
4/13/96	L, 0-3	H	West Lafayette
4/14/96	L, 1-2	H	West Lafayette
4/19/97	W, 1-0	A	East Lansing, Mich.
4/19/97	L, 3-5	A	East Lansing, Mich.
4/20/97	W, 7-2	A	East Lansing, Mich.
5/10/97	L, 2-4	N	Iowa City, Iowa
4/11/98	W, 8-1	H	West Lafayette
4/11/98	L, 2-7	H	West Lafayette
4/12/98	W, 4-0	H	West Lafayette
3/4/99	W, 6-1	N	Tampa, Fla.
4/10/99	W, 2-0	A	East Lansing, Mich.
4/10/99	W, 5-4	A	East Lansing, Mich.
3/12/00	L, 4-5 (8)	N	Tampa, Fla.
3/31/00	W, 3-0	H	West Lafayette
3/31/00	L, 0-2	H	West Lafayette
4/7/01	W, 5-1	A	East Lansing, Mich.
4/8/01	L, 3-8	A	East Lansing, Mich.
4/26/02	W, 1-0	H	West Lafayette
4/27/03	L, 1-4	A	East Lansing, Mich.
4/27/03	L, 2-4	A	East Lansing, Mich.
4/23/04	L, 0-3	A	East Lansing, Mich.



SERIES RECORDS

4/24/04	W, 11-1	A	East Lansing, Mich.
4/3/05	W, 11-1	H	West Lafayette
4/3/05	W, 7-2	H	West Lafayette
4/7/06	L, 2-8	A	East Lansing, Mich.
4/8/06	L, 0-1	A	East Lansing, Mich.
3/24/07	W, 7-3	N	Oxford, Ohio
4/22/07	W, 4-3	H	West Lafayette
4/22/07	W, 8-6	H	West Lafayette
4/18/08	L, 1-2	A	East Lansing, Mich.
4/19/08	W, 9-0	A	East Lansing, Mich.
4/9/09	W, 12-0	A	East Lansing, Mich.
4/9/09	W, 8-3	A	East Lansing, Mich.
4/28/10	W, 2-0	H	West Lafayette
4/28/10	W, 10-2	H	West Lafayette
5/11/11	W, 5-0	A	East Lansing, Mich.
5/11/11	L, 2-3	A	East Lansing, Mich.

MIDDLE TENNESSEE STATE (1-2)

H: 0-0 A: 0-0 N: 1-2

3/3/07	L, 4-5 (9)	N	Woodstock, Ga.
2/21/09	L, 4-11	N	Auburn, Ala.
3/12/11	W, 5-4	N	Boca Raton, Fla.

MINNESOTA (19-19)

H: 8-12 A: 10-6 N: 1-1

4/29/95	L, 1-2	H	West Lafayette
4/29/95	L, 1-7	H	West Lafayette
4/30/95	W, 3-2	H	West Lafayette
4/30/95	L, 4-5	H	West Lafayette
4/20/96	W, 4-1	A	Minneapolis, Minn.
4/20/96	L, 1-11	A	Minneapolis, Minn.
4/21/96	W, 2-0	A	Minneapolis, Minn.
5/3/97	W, 2-0	H	West Lafayette
5/3/97	L, 0-2	H	West Lafayette
5/4/97	W, 3-2	H	West Lafayette
4/4/98	L, 1-5	A	Minneapolis, Minn.
4/4/98	L, 1-8	A	Minneapolis, Minn.
4/5/98	L, 2-3	A	Minneapolis, Minn.
4/3/99	L, 1-4	H	West Lafayette
4/3/99	W, 6-3	H	West Lafayette
4/4/99	L, 1-2 (9)	H	West Lafayette
4/29/00	W, 4-3 (16)	A	Minneapolis, Minn.
4/30/00	L, 2-9	A	Minneapolis, Minn.
3/30/01	W, 10-0	H	West Lafayette
3/30/01	L, 0-5	H	West Lafayette
4/6/03	L, 0-1	H	West Lafayette
4/6/03	L, 2-8	H	West Lafayette
3/14/04	W, 5-0	N	Sunnyvale, Calif.
4/16/04	L, 0-2	A	Minneapolis, Minn.
4/17/04	W, 2-1 (10)	A	Minneapolis, Minn.
4/24/05	L, 4-8	H	West Lafayette
4/24/05	W, 9-0	H	West Lafayette
4/30/06	W, 5-4	A	Minneapolis, Minn.
4/30/06	W, 4-3	A	Minneapolis, Minn.
4/13/07	W, 4-3 (9)	A	Minneapolis, Minn.
4/14/07	W, 11-4	A	Minneapolis, Minn.
5/9/08	L, 4-5	N	Evanston, Ill.
3/28/09	L, 4-6	H	West Lafayette
3/29/09	W, 2-1	H	West Lafayette
5/1/10	W, 7-0	A	Minneapolis, Minn.
5/2/10	W, 11-2	A	Minneapolis, Minn.
4/23/11	L, 2-3	H	West Lafayette
4/23/11	W, 3-2	H	West Lafayette

MISSISSIPPI (4-1)

H: 0-0 A: 0-0 N: 4-1

3/14/98	W, 3-1	N	Tallahassee, Fla.
2/9/02	W, 1-0	N	St. Augustine, Fla.

3/6/03	W, 7-5	N	Plant City, Fla.
3/4/04	W, 2-1 (8)	N	Clearwater, Fla.
2/17/07	L, 4-6	N	Lafayette, La.

MISSISSIPPI STATE (1-3)

H: 0-0 A: 0-2 N: 1-1

2/9/07	L, 5-6	A	Starkville, Miss.
2/11/07	L, 1-8	A	Starkville, Miss.
2/13/09	L, 3-4	N	Tallahassee, Fla.
2/27/11	W, 5-0	N	Kennesaw, Ga.

MISSISSIPPI VALLEY STATE (2-0)

H: 0-0 A: 0-0 N: 2-0

2/18/05	W, 5-0	N	Lafayette, La.
2/19/05	W, 7-2	N	Lafayette, La.

MISSOURI (0-5)

H: 0-0 A: 0-2 N: 0-3

2/25/95	L, 0-10	A	Columbia, Mo.
2/26/95	L, 1-2	A	Columbia, Mo.
3/14/97	L, 2-10	N	Sunnyvale, Calif.
3/5/98	L, 0-6	N	Tampa, Fla.
3/7/08	L, 4-9	N	Clearwater, Fla.

MOREHEAD STATE (1-0)

H: 0-0 A: 0-0 N: 1-0

3/17/01	W, 6-1	N	Sacramento, Calif.
---------	--------	---	--------------------

NEBRASKA (2-0)

H: 0-0 A: 0-0 N: 2-0

3/15/96	W, 4-2	N	Sunnyvale, Calif.
3/12/99	W, 6-2	N	Sunnyvale, Calif.

NEVADA (0-3)

H: 0-0 A: 0-0 N: 0-3

3/17/04	L, 6-12	N	Moraga, Calif.
5/16/08	L, 1-4	N	Los Angeles, Calif.
5/18/08	L, 1-2	N	Los Angeles, Calif.

NEW MEXICO (2-1)

H: 0-0 A: 0-0 N: 2-1

3/17/01	L, 1-2	N	Sacramento, Calif.
2/17/06	W, 7-1	N	Las Vegas, Nev.
3/17/10	W, 12-4	N	Fullerton, Calif.

NEW MEXICO STATE (2-3)

H: 0-0 A: 0-2 N: 2-1

2/17/96	W, 8-7	N	Phoenix, Ariz.
3/8/97	W, 2-1	N	Lubbock, Texas
3/9/97	L, 5-11	N	Lubbock, Texas
2/28/98	L, 3-5	A	Las Cruces, N.M.
3/1/98	L, 1-2	A	Las Cruces, N.M.

NICHOLLS STATE (1-0)

H: 0-0 A: 0-0 N: 1-0

2/18/05	W, 6-1	N	Lafayette, La.
---------	--------	---	----------------

NORTH CAROLINA (1-2)

H: 0-0 A: 0-0 N: 1-2

2/21/99	W, 4-1	N	Raleigh, N.C.
2/18/00	L, 0-6	N	Raleigh, N.C.
2/17/01	L, 2-6	N	Raleigh, N.C.

NORTH CAROLINA STATE (0-1)

H: 0-0 A: 0-0 N: 0-1

3/12/06	L, 0-2	N	Clearwater, Fla.
---------	--------	---	------------------

NORTH DAKOTA STATE (1-0)

H: 0-0 A: 0-0 N: 1-0

2/14/10	W, 5-3	N	Tempe, Ariz.
---------	--------	---	--------------

NORTHEASTERN ILLINOIS (5-0)

H: 2-0 A: 2-0 N: 1-0

4/25/94	W, 6-0	A	Chicago, Ill.
4/25/94	W, 4-0	A	Chicago, Ill.
3/14/97	W, 13-4	N	Sunnyvale, Calif.
3/20/97	W, 3-0	H	West Lafayette
3/20/97	W, 10-8	H	West Lafayette

NORTHERN ILLINOIS (10-3)

H: 3-0 A: 0-0 N: 7-3

3/26/94	W, 8-1	N	Bloomington, Ind.
3/3/96	W, 4-3	N	Carbondale, Ill.
3/15/96	L, 3-9	N	Sunnyvale, Calif.
3/24/96	W, 4-1	H	West Lafayette
3/24/96	W, 2-1	H	West Lafayette
3/23/97	W, 2-0	H	West Lafayette
3/18/00	L, 2-3	N	Clearwater, Fla.
2/10/01	W, 2-1	N	Auburn, Ala.
2/11/01	W, 5-0	N	Auburn, Ala.
3/8/02	W, 7-0	N	Plant City, Fla.
3/11/06	L, 2-3	N	Clearwater, Fla.
2/27/10	W, 9-1	N	Louisville, Ky.
2/28/10	W, 2-1	N	Louisville, Ky.

NORTHERN IOWA (2-0)

H: 0-0 A: 0-0 N: 2-0

2/26/95	W, 2-1	N	Columbia, Mo.
2/25/06	W, 6-1	N	Pekin, Ill.

NORTHWESTERN (15-24)

H: 7-10 A: 8-11 N: 0-3

5/6/95	W, 2-1	A	Evanston, Ill.
5/6/95	W, 3-2	A	Evanston, Ill.
5/7/95	L, 4-8	A	Evanston, Ill.
5/7/95	L, 1-5	A	Evanston, Ill.
4/27/96	W, 2-1	H	West Lafayette
4/27/96	W, 5-1	H	West Lafayette
4/28/96	W, 6-1	H	West Lafayette
4/26/97	W, 2-1	A	Evanston, Ill.
4/26/97	W, 5-1	A	Evanston, Ill.
4/27/97	W, 10-1	A	Evanston, Ill.
3/28/98	W, 5-4	H	West Lafayette
3/28/98	L, 5-7	H	West Lafayette
3/29/98	L, 3-6	H	West Lafayette
5/8/99	L, 4-5(8)	A	Evanston, Ill.
5/8/99	L, 1-7	A	Evanston, Ill.
5/9/99	W, 3-1	A	Evanston, Ill.
4/14/00	L, 5-17	H	West Lafayette
4/14/00	W, 6-2	H	West Lafayette
5/12/00	L, 1-2	N	Iowa City, Iowa
4/21/01	W, 2-1	A	Evanston, Ill.
4/22/01	W, 2-1	A	Evanston, Ill.
4/5/02	L, 2-6	H	West Lafayette
4/6/02	L, 4-7	H	West Lafayette
4/13/03	L, 0-1	H	West Lafayette
4/13/03	W, 5-3	H	West Lafayette
3/7/04	L, 2-5 (8)	N	Clearwater, Fla.
4/25/04	L, 0-1	A	Evanston, Ill.
4/25/04	L, 3-13	A	Evanston, Ill.
4/17/05	L, 0-9	H	West Lafayette
4/17/05	L, 0-7	H	West Lafayette
5/12/05	L, 0-2	N	Ann Arbor, Mich.
4/16/06	L, 0-4	A	Evanston, Ill.
4/6/07	L, 1-2	H	West Lafayette

SERIES RECORDS



4/20/08 L, 2-10 A Evanston, Ill.
 4/20/08 L, 0-8 A Evanston, Ill.
 4/18/09 W, 2-0 H West Lafayette
 4/18/09 L, 8-10 H West Lafayette
 3/27/10 L, 3-4 A Evanston, Ill.
 3/28/10 L, 7-9 A Evanston, Ill.

NOTRE DAME (9-14)

H: 4-8 A: 5-5 N: 0-1

4/3/97 W, 4-2 H West Lafayette
 4/3/97 W, 3-0 H West Lafayette
 4/8/98 W, 2-0 A South Bend, Ind.
 4/8/98 W, 4-0 A South Bend, Ind.
 3/23/99 W, 6-3 H West Lafayette
 3/23/99 L, 2-10 H West Lafayette
 3/23/00 L, 0-8 A South Bend, Ind.
 3/23/00 W, 2-1 A South Bend, Ind.
 3/26/00 L, 0-4 H West Lafayette
 4/3/01 L, 2-1 H West Lafayette
 4/3/01 L, 2-4 (8) H West Lafayette
 4/11/02 L, 2-4 A South Bend, Ind.
 4/1/03 L, 3-7 H West Lafayette
 4/1/03 L, 1-7 H West Lafayette
 4/6/04 L, 2-4 A South Bend, Ind.
 4/6/04 W, 4-3 (8) A South Bend, Ind.
 5/10/05 L, 1-4 H West Lafayette
 4/26/06 L, 1-9 A South Bend, Ind.
 4/26/06 W, 7-4 A South Bend, Ind.
 4/22/08 W, 1-0 H West Lafayette
 4/22/08 L, 1-3 H West Lafayette
 3/14/10 L, 0-3 N Lakewood, Calif.
 3/31/11 L, 5-7 A South Bend, Ind.

OAKLAND (1-0)

H: 1-0 A: 0-0 N: 0-0

3/24/02 W, 9-1 H West Lafayette

OHIO (3-1)

H: 2-1 A: 0-0 N: 1-0

3/22/97 W, 9-7 H West Lafayette
 4/28/01 L, 1-6 H West Lafayette
 4/28/01 W, 1-0 H West Lafayette
 3/17/06 W, 4-1 N Tampa, Fla.

OHIO STATE (13-19)

H: 3-6 A: 9-13 N: 1-0

4/15/95 L, 3-6 A Columbus, Ohio
 4/15/95 L, 4-6 A Columbus, Ohio
 4/16/95 L, 0-1 A Columbus, Ohio
 4/16/95 W, 7-3 A Columbus, Ohio
 4/2/96 L, 4-7 H West Lafayette
 4/2/96 W, 2-1 H West Lafayette
 4/29/97 L, 0-1 A Columbus, Ohio
 4/29/97 W, 5-3 A Columbus, Ohio
 4/28/98 L, 0-3 A Columbus, Ohio
 4/28/98 L, 2-5 A Columbus, Ohio
 4/14/99 W, 7-0 A Columbus, Ohio
 4/14/99 W, 16-2 A Columbus, Ohio
 4/7/00 W, 5-4 A Columbus, Ohio
 2/9/01 W, 1-0 N Auburn, Ala.
 4/14/01 L, 0-2 H West Lafayette
 4/15/01 L, 1-2 H West Lafayette
 4/19/02 L, 1-7 A Columbus, Ohio
 4/20/02 L, 5-6 A Columbus, Ohio
 4/30/04 L, 4-6 H West Lafayette
 5/1/05 L, 1-6 A Columbus, Ohio
 5/1/05 W, 8-0 A Columbus, Ohio

4/2/06 L, 0-3 H West Lafayette
 4/2/06 W, 4-1 H West Lafayette
 4/27/07 L, 5-7 A Columbus, Ohio
 4/28/07 L, 0-8 A Columbus, Ohio
 5/11/07 L, 1-10 A Columbus, Ohio
 4/13/08 L, 4-7 H West Lafayette
 4/13/08 W, 3-1 H West Lafayette
 4/22/09 W, 3-2 A Columbus, Ohio
 4/22/09 L, 1-4 A Columbus, Ohio
 4/16/11 W, 7-0 A Columbus, Ohio
 4/17/11 W, 10-8 A Columbus, Ohio

OKLAHOMA (0-1)

H: 0-0 A: 0-0 N: 0-1

2/11/00 L, 1-6 N Arlington, Texas

OKLAHOMA CITY (1-0)

H: 0-0 A: 0-0 N: 1-0

3/8/97 W, 3-2 N Lubbock, Texas

OKLAHOMA STATE (3-1)

H: 0-0 A: 0-0 N: 3-1

3/9/02 W, 1-0 N Plant City, Fla.
 3/9/03 L, 0-2 (8) N Plant City, Fla.
 3/11/05 W, 4-1 N Clearwater, Fla.
 3/16/08 W, 2-1 (8) N Clearwater, Fla.

OREGON (1-4)

H: 0-0 A: 0-0 N: 1-4

2/18/95 L, 9-10 N Phoenix, Ariz.
 2/14/97 L, 2-7 N Phoenix, Ariz.
 2/14/98 W, 6-3 N Phoenix, Ariz.
 2/28/98 L, 6-10 N Las Cruces, N.M.
 3/10/01 L, 1-2 N San Jose Calif.

OREGON STATE (0-2)

H: 0-0 A: 0-0 N: 0-2

3/1/03 L, 4-5 N Fullerton, Calif.
 3/4/06 L, 1-9 N Fullerton, Calif.

PACIFIC (4-2)

H: 0-0 A: 0-0 N: 4-2

3/15/96 W, 3-2 N Sunnyvale, Calif.
 3/16/96 L, 1-10 N Sunnyvale, Calif.
 2/28/03 W, 2-0 N Fullerton, Calif.
 3/7/03 W, 6-2 N Plant City, Fla.
 3/1/08 L, 2-3 N Fullerton, Calif.
 2/8/09 W, 8-1 N Los Angeles, Calif.

PENN STATE (17-22-1)

H: 8-4 A: 8-17-1 N: 1-1

4/22/95 L, 1-3 A University Park, Pa.
 4/22/95 L, 7-9 A University Park, Pa.
 4/23/95 L, 2-7 A University Park, Pa.
 4/23/95 W, 7-3 A University Park, Pa.
 3/30/96 W, 7-2 H West Lafayette
 3/30/96 W 5-4 H West Lafayette
 4/5/97 W, 8-4 A University Park, Pa.
 4/5/97 W, 4-2 A University Park, Pa.
 4/6/97 L, 1-3 A University Park, Pa.
 4/25/98 L, 2-4 A University Park, Pa.
 4/26/98 L, 2-4 A University Park, Pa.
 4/26/98 L, 1-3 A University Park, Pa.
 4/24/99 L, 1-2 A University Park, Pa.
 4/24/99 L, 3-8 A University Park, Pa.
 4/25/99 L, 2-8 A University Park, Pa.
 4/9/00 L, 0-2 A University Park, Pa.

5/11/00 L, 3-4 N Iowa City, Iowa
 4/13/01 W, 5-4 (10) H West Lafayette
 4/13/01 L, 0-8 H West Lafayette
 3/9/02 W, 1-0 N Plant City, Fla.
 4/21/02 L, 7-8 A University Park, Pa.
 4/21/02 L, 1-2 A University Park, Pa.
 3/28/03 W, 5-1 A University Park, Pa.
 3/29/03 L, 5-6 A University Park, Pa.
 5/02/04 W, 6-1 H West Lafayette
 5/02/04 L, 1-2 H West Lafayette
 4/29/05 L, 0-6 A University Park, Pa.
 4/30/05 L, 1-7 A University Park, Pa.
 3/31/06 L, 0-8 H West Lafayette
 4/1/06 W, 3-1 H West Lafayette
 4/29/07 W, 1-0 A University Park, Pa.
 4/29/07 W, 2-1 A University Park, Pa.
 3/28/08 W, 5-4 H West Lafayette
 3/29/08 W, 4-1 H West Lafayette
 4/25/09 W, 2-0 A University Park, Pa.
 4/26/09 W, 3-2 A University Park, Pa.
 4/3/10 W, 5-0 H West Lafayette
 4/4/10 L, 1-2 (8) H West Lafayette
 4/30/11 L, 5-8 A University Park, Pa.
 5/1/11 T, 0-0 (8) A University Park, Pa.

PITTSBURGH (4-0)

H: 0-0 A: 0-0 N: 4-0

3/7/03 W, 9-0 N Plant City, Fla.
 3/19/04 W, 8-5 (10) N Sacramento, Calif.
 2/10/06 W, 5-0 N Boca Raton, Fla.
 3/16/07 W, 8-0 N Sacramento, Calif.

PORTLAND STATE (0-3)

H: 0-0 A: 0-0 N: 0-2

3/1/03 L, 1-5 N Fullerton, Calif.
 2/18/06 L, 1-4 N Las Vegas, Nev.
 2/13/10 L, 2-3 N Tempe, Ariz.

RADFORD (2-0)

H: 0-0 A: 0-0 N: 2-0

2/20/00 W, 3-0 N Raleigh, N.C.
 2/16/01 W, 4-0 N Raleigh, N.C.

RUTGERS (1-1)

H: 0-0 A: 0-0 N: 1-1

3/14/09 L, 7-9 N Boca Raton, Fla.
 3/11/11 W, 6-5 N Boca Raton, Fla.

SACRAMENTO STATE (0-2)

H: 0-0 A: 0-1 N: 0-1

3/9/01 L, 4-5 N Sunnyvale, Calif.
 3/19/04 L, 0-2 A Sacramento, Calif.

SAINT LOUIS (3-0)

H: 0-0 A: 0-0 N: 3-0

4/10/94 W, 9-0 N Chicago, Ill.
 3/5/05 W, 6-3 N Atlanta, Ga.
 2/26/10 W, 12-11 N Louisville, Ky.

SAINT MARY'S (CALIF.) (7-1)

H: 0-0 A: 5-1 N: 2-0

3/13/97 W, 3-0 A Moraga, Calif.
 3/13/97 W, 9-6 A Moraga, Calif.
 3/15/97 W, 2-1 N Sunnyvale, Calif.
 3/16/99 L, 1-3 A Moraga, Calif.
 3/16/99 W, 6-2 A Moraga, Calif.
 3/17/04 W, 6-0 A Moraga, Calif.



3/20/04 W, 8-0 N Sacramento, Calif.
3/15/07 W, 10-3 A Moraga, Calif.

SAMFORD (1-0)

H: 0-0 A: 0-0 N: 1-0
2/22/04 W, 5-0 N Chattanooga, Tenn.

SAN DIEGO (1-0)

H: 0-0 A: 0-0 N: 1-0
3/13/10 W, 6-5 N Lakewood, Calif.

SAN DIEGO STATE (1-1)

H: 0-0 A: 0-0 N: 1-1
2/25/00 W, 4-3 N Santa Barbara, Calif.
2/12/10 L, 6-7 N Tempe, Ariz.

SAN JOSE STATE (2-2)

H: 0-0 A: 0-0 N: 2-2
3/16/96 L, 2-4 N Sunnyvale, Calif.
3/14/97 L, 1-5 N Sunnyvale, Calif.
3/13/99 W, 2-1 N Sunnyvale, Calif.
3/2/07 W, 5-2 (10) N Woodstock, Ga.

SANTA CLARA (3-0)

H: 0-0 A: 0-0 N: 3-0
3/12/99 W, 2-1 N Sunnyvale, Calif.
3/9/01 W, 7-5 N San Jose, Calif.
3/17/07 W, 10-0 N Sacramento, Calif.

SETON HALL (1-0)

H: 0-0 A: 0-0 N: 1-0
3/16/00 W, 3-0 N Clearwater, Fla.

SOUTH ALABAMA (1-0)

H: 0-0 A: 0-0 N: 1-0
2/9/08 W, 7-6 (8) N Tuscaloosa, Ala.

SOUTH CAROLINA (0-2)

H: 0-0 A: 0-0 N: 0-2
3/9/00 L, 1-2 N Tampa, Fla.
2/10/06 L, 0-2 N Boca Raton, Fla.

SOUTH FLORIDA (3-2)

H: 0-0 A: 0-0 N: 3-2
3/17/00 W, 4-3 (9) N Clearwater, Fla.
3/8/02 W, 9-6 N Plant City, Fla.
3/5/04 L, 0-8 N Clearwater, Fla.
3/17/06 W, 5-0 N Tampa, Fla.
3/14/08 L, 1-2 N Clearwater, Fla.

SOUTHERN ILLINOIS (3-2)

H: 2-0 A: 1-0 N: 0-2
4/20/95 W, 4-0 H West Lafayette
4/20/95 W, 7-4 H West Lafayette
3/16/00 L, 3-7 N Clearwater, Fla.
2/7/03 L, 0-3 N St. Augustine, Fla.
3/6/11 W, 11-1 A Carbondale, Ill.

SOUTHERN UTAH (2-0)

H: 0-0 A: 0-0 N: 2-0
2/27/98 W, 6-2 N Las Cruces, N.M.
2/28/98 W, 4-3 N Las Cruces, N.M.

SOUTHWEST MISSOURI STATE (2-2)

H: 1-0 A: 0-0 N: 1-2
4/1/94 L, 0-5 N Charleston, Ill.
4/2/94 L, 1-5 N Charleston, Ill.
3/4/95 W, 5-1 N College Station, Texas
3/28/01 W, 6-5 H West Lafayette

STANFORD (0-3)

H: 0-0 A: 0-0 N: 0-3
3/3/06 L, 0-4 N Fullerton, Calif.
2/24/07 L, 0-1 N Miami, Fla.
3/1/08 L, 0-6 N Fullerton, Calif.

SYRACUSE (4-0)

H: 0-0 A: 0-0 N: 4-0
2/10/01 W, 2-1 N Auburn, Ala.
2/23/07 W, 5-1 N Miami, Fla.
2/17/08 W, 10-0 N Waco, Texas
2/24/08 W, 6-2 N Greenville, N.C.

TEMPLE (6-0)

H: 0-0 A: 0-0 N: 6-0
3/5/99 W, 6-0 N Tampa, Fla.
2/19/00 W, 1-0 N Raleigh, N.C.
3/15/02 W, 5-4 N Orlando, Fla.
3/15/02 W, 3-0 N Orlando, Fla.
3/8/03 W, 6-4 N Plant City, Fla.
2/13/04 W, 7-1 N Raleigh, N.C.

TENNESSEE (1-2)

H: 0-0 A: 1-1 N: 0-1
3/7/96 L, 7-10 A Knoxville, Tenn.
3/10/96 W, 5-4 A Knoxville, Tenn.
2/18/06 L, 3-12 N Las Vegas, Nev.

TENNESSEE-CHATTANOOGA (3-3)

H: 0-0 A: 1-1 N: 2-2
2/22/97 W, 3-0 N Gainesville, Fla.
3/5/99 L, 1-6 N Tampa, Fla.
3/7/02 L, 1-3 N Plant City, Fla.
2/20/04 W, 8-2 A Chattanooga, Tenn.
2/26/05 L, 2-4 A Chattanooga, Tenn.
3/7/08 W, 3-0 N Clearwater, Fla.

TENNESSEE-MARTIN (1-0)

H: 0-0 A: 0-0 N: 1-0
5/16/09 W, 6-2 N Louisville, Ky.

TENNESSEE STATE (4-0)

H: 0-0 A: 2-0 N: 2-0
3/17/03 W, 12-0 A Nashville, Tenn.
3/17/03 W, 10-1 A Nashville, Tenn.
3/21/04 W, 3-0 N Sacramento, Calif.
2/26/11 W, 8-0 N Kennesaw, Ga.

TENNESSEE TECH (3-1)

H: 0-0 A: 0-0 N: 3-1
3/10/98 W, 8-0 N Orlando, Fla.
3/18/00 W, 5-0 N Clearwater, Fla.
2/27/05 W, 2-0 N Chattanooga, Tenn.
3/10/06 L, 0-1 N Clearwater, Fla.

TEXAS (2-1)

H: 0-0 A: 0-0 N: 2-1
3/4/99 W, 6-5 N Tampa, Fla.
2/16/02 W, 1-0 N San Antonio, Texas
2/19/10 L, 5-6 N Houston, Texas

TEXAS A&M (1-0)

H: 0-0 A: 0-0 N: 1-0
3/14/09 W, 3-1 N Boca Raton, Fla.

TEXAS A&M-CORPUS CHRISTI (2-1)

H: 0-0 A: 1-0 N: 1-1
3/3/01 W, 4-0 A Corpus Christi, Texas
3/3/02 L, 0-9 N Los Angeles, Calif.
3/3/02 W, 7-4 N Los Angeles, Calif.

TEXAS-ARLINGTON (0-0-1)

H: 0-0 A: 0-0 N: 0-0-1
3/4/01 T, 0-0 (8) N Corpus Christi, Texas

TEXAS-SAN ANTONIO (2-0)

H: 0-0 A: 1-0 N: 1-0
2/17/02 W, 5-3 A San Antonio, Texas
2/20/10 W, 3-2 N Houston, Texas

TEXAS STATE (3-3)

H: 0-0 A: 3-1 N: 0-2
3/8/95 W, 1-0 A San Marcos, Texas
3/8/95 L, 2-6 A San Marcos, Texas
2/16/02 L, 2-5 N San Antonio, Texas
2/25/07 L, 1-2 (8) N Miami, Fla.
2/19/11 W, 1-0 A San Marcos, Texas
2/20/11 W, 9-0 A San Marcos, Texas

TEXAS TECH (3-0)

H: 0-0 A: 2-0 N: 1-0
3/8/97 W, 4-2 A Lubbock, Texas
3/9/97 W, 7-1 A Lubbock, Texas
2/15/03 W, 7-5 N Las Vegas, Nev.

TOLEDO (5-0)

H: 1-0 A: 0-0 N: 4-0
3/26/00 W, 7-2 H West Lafayette
3/9/07 W, 4-0 N Fresno, Calif.
3/24/07 W, 4-1 N Oxford, Ohio
3/25/07 W, 9-0 N Oxford, Ohio
3/26/11 W, 1-0 N Oxford, Ohio

UC DAVIS (2-1)

H: 0-0 A: 1-1 N: 1-0
3/14/07 W, 5-0 A Davis, Calif.
3/14/07 L, 1-3 A Davis, Calif.
2/29/08 W, 9-0 N Fullerton, Calif.

UCLA (1-2)

H: 0-0 A: 1-2 N: 0-0
3/2/02 L, 2-4 A Los Angeles, Calif.
3/2/02 L, 0-3 A Los Angeles, Calif.
2/7/09 W, 2-1 A Los Angeles, Calif.

UC RIVERSIDE (1-0)

H: 0-0 A: 0-0 N: 1-0
2/16/03 W, 10-1 N Las Vegas, Nev.

UC SANTA BARBARA (2-0)

H: 0-0 A: 1-0 N: 1-0
2/25/00 W, 3-1 A Santa Barbara, Calif.
3/5/06 W, 5-3 (8) N Fullerton, Calif.

UMKC (2-0)

H: 0-0 A: 0-0 N: 2-0
4/9/94 W, 4-2 N Chicago, Ill.
2/11/05 W, 8-0 N Las Cruces, N.M.

SERIES RECORDS



UNC-GREENSBORO (1-1)

	H: 0-0	A: 0-0	N: 1-1
3/5/94	L, 4-6	N	Greenville, N.C.
2/17/01	W, 3-0	N	Raleigh, N.C.

UNC-WILMINGTON (1-0)

	H: 0-0	A: 0-0	N: 1-0
3/6/94	W, 5-1	N	Greensboro, N.C.

UNLV (2-2)

	H: 0-0	A: 0-0	N: 2-2
2/17/96	W, 7-3	N	Phoenix, Ariz.
2/14/03	W, 10-1	N	Las Vegas, Nev.
3/12/10	L, 3-7	N	Lakewood, Calif.
3/18/10	L, 9-4	N	Fullerton, Calif.

UTAH (0-3)

	H: 0-0	A: 0-0	N: 0-3
2/18/95	L, 0-8	N	Phoenix, Ariz.
2/15/97	L, 2-5	N	Phoenix, Ariz.
3/18/10	L, 2-4	N	Fullerton, Calif.

UTAH STATE (1-3)

	H: 0-0	A: 0-0	N: 1-3
2/17/95	L, 3-7	N	Phoenix, Ariz.
2/16/97	L, 2-4	N	Phoenix, Ariz.
2/14/98	L, 4-5	N	Phoenix, Ariz.
3/20/04	W, 4-0	N	Sacramento, Calif.

UTAH VALLEY STATE (1-0)

	H: 0-0	A: 0-0	N: 1-0
2/12/05	W, 4-1	N	Las Cruces, N.M.

VALPARAISO (21-5-2)

	H: 10-3	A: 9-2-2	N: 2-0
3/29/94	W, 3-2	H	West Lafayette
3/29/94	W, 3-2	H	West Lafayette
4/27/94	W, 4-0	A	Valparaiso, Ind.
4/27/94	W, 6-0	A	Valparaiso, Ind.
4/5/95	W, 3-1	A	Valparaiso, Ind.
4/5/95	W, 3-0	A	Valparaiso, Ind.
4/11/96	W, 4-0	H	West Lafayette
4/11/96	W, 11-2	H	West Lafayette
4/18/00	W, 2-0	A	Valparaiso, Ind.
4/18/00	W, 6-2	A	Valparaiso, Ind.
3/21/01	W, 3-0	H	West Lafayette
3/21/01	W, 2-0	H	West Lafayette
3/13/02	W, 7-0	N	Orlando, Fla.
3/13/02	W, 13-1	N	Orlando, Fla.
3/24/04	L, 0-2	H	West Lafayette
3/24/04	W, 8-0	H	West Lafayette
4/19/05	W, 6-3	A	Valparaiso, Ind.
4/19/05	T, 4-4 (9)	A	Valparaiso, Ind.
4/13/06	L, 0-2	H	West Lafayette
4/18/07	L, 11-12	A	Valparaiso, Ind.
4/15/08	W, 3-0	H	West Lafayette
4/15/08	L, 1-4	H	West Lafayette
4/16/09	W, 7-1	A	Valparaiso, Ind.
4/16/09	L, 2-3	A	Valparaiso, Ind.
4/15/10	W, 5-3	H	West Lafayette
4/16/10	W, 9-0	H	West Lafayette
4/7/11	W, 8-2	A	Valparaiso, Ind.
4/7/11	T, 4-4 (5)	A	Valparaiso, Ind.

VILLANOVA (4-0)

	H: 0-0	A: 0-0	N: 4-0
2/20/04	W, 4-1	N	Chattanooga, Tenn.
3/10/05	W, 3-2	N	Clearwater, Fla.
3/10/06	W, 13-4	N	Clearwater, Fla.
3/8/08	W, 11-3	N	Clearwater, Fla.

VIRGINIA (1-0)

	H: 0-0	A: 0-0	N: 1-0
4/12/04	W, 8-0	N	Sunnyvale, Calif.

VIRGINIA TECH (1-0)

	H: 0-0	A: 0-0	N: 1-0
3/7/02	W, 7-6	N	Plant City, Fla.

WASHINGTON (0-3)

	H: 0-0	A: 0-0	N: 0-3
2/17/96	L, 4-9	N	Phoenix, Ariz.
3/2/03	L, 0-11	N	Fullerton, Calif.
3/21/10	L, 4-12	N	Fullerton, Calif.

WESTERN ILLINOIS (3-0)

	H: 0-0	A: 0-0	N: 3-0
3/3/96	W, 2-1	N	Carbondale, Ill.
3/18/05	W, 2-1	N	Raleigh, N.C.
2/25/06	W, 11-3 (8)	N	Pekin, Ill.

WESTERN KENTUCKY (4-1)

	H: 0-0	A: 2-0	N: 2-1
3/16/01	W, 6-3	N	Sacramento, Calif.
3/19/03	W, 9-0	A	Bowling Green, Ky.
3/19/03	W, 5-0 (8)	A	Bowling Green, Ky.
2/21/04	L, 5-6	N	Chattanooga, Tenn.
3/20/05	W, 3-2	N	Raleigh, N.C.

WESTERN MICHIGAN (4-3)

	H: 3-1	A: 0-0	N: 1-2
3/27/94	L, 1-3	N	Bloomington, Ind.
3/21/98	W, 6-3	H	West Lafayette
3/22/98	W, 5-0	H	West Lafayette
4/25/01	W, 1-0	H	West Lafayette
4/25/01	L, 1-2	H	West Lafayette
3/8/03	W, 4-1	N	Plant City, Fla.
3/12/05	L, 0-2	N	Clearwater, Fla.

WICHITA STATE (2-0)

	H: 0-0	A: 0-0	N: 2-0
2/27/98	W, 6-0	N	Las Cruces, N.M.
2/15/02	W, 7-4	N	San Antonio, Texas

WINTHROP (1-2)

	H: 0-0	A: 0-0	N: 1-2
3/5/05	L, 3-5	N	Atlanta, Ga.
3/3/07	L, 4-8	N	Woodstock, Ga.
2/22/09	W, 2-0	N	Auburn, Ala.

WISCONSIN (23-14)

	H: 13-7	A: 9-7	N: 1-0
4/6/96	W, 2-0	A	Madison, Wis.
4/6/96	W, 5-2	A	Madison, Wis.
4/7/96	W, 5-2	A	Madison, Wis.
4/12/97	W, 3-2	H	West Lafayette
4/12/97	W, 8-5	H	West Lafayette
4/13/97	W, 2-1	H	West Lafayette
4/18/98	W, 2-1	A	Madison, Wis.
4/18/98	L, 0-7	A	Madison, Wis.
4/19/98	W, 3-2	A	Madison, Wis.
4/17/99	L, 2-6	H	West Lafayette
4/17/99	L, 3-5	H	West Lafayette
4/18/99	W, 8-1	H	West Lafayette
4/28/00	L, 0-1 (9)	A	Madison, Wis.
4/28/00	L, 4-5	A	Madison, Wis.
3/31/01	L, 1-3 (9)	H	West Lafayette
4/1/01	W, 1-0	H	West Lafayette
3/29/02	L, 4-6	A	Madison, Wis.
3/30/02	L, 1-6	A	Madison, Wis.
4/5/03	W, 2-0	H	West Lafayette
4/5/03	W, 8-1	H	West Lafayette
3/13/04	W, 1-0	N	Sunnyvale, Calif.
4/18/04	L, 2-4	A	Madison, Wis.
4/18/04	W, 3-2	A	Madison, Wis.
4/22/05	L, 3-8 (9)	H	West Lafayette
4/23/05	W, 10-4	H	West Lafayette
4/23/06	L, 2-6	H	West Lafayette
4/23/06	W, 4-3	H	West Lafayette
4/15/07	W, 4-3	H	West Lafayette
4/15/07	L, 5-6	H	West Lafayette
4/4/08	W, 5-2	A	Madison, Wis.
4/5/08	W, 4-3	A	Madison, Wis.
3/21/09	W, 5-0	H	West Lafayette
3/22/09	W, 6-0	H	West Lafayette
4/17/10	L, 0-3	A	Madison, Wis.
4/18/10	W, 5-1	A	Madison, Wis.
5/7/11	L, 1-4	H	West Lafayette
5/8/11	W, 4-3 (9)	H	West Lafayette

WRIGHT STATE (5-1)

	H: 1-0	A: 0-0	N: 4-1
3/9/96	W, 1-0	N	Knoxville, Tenn.
3/22/97	W, 5-4	H	West Lafayette
2/20/00	W, 6-2	N	Raleigh, N.C.
2/19/06	W, 14-5	N	Las Vegas, Nev.
3/2/07	L, 2-3	N	Woodstock, Ga.
3/5/11	W, 9-1	N	Carbondale, Ill.

YOUNGSTOWN STATE (1-0)

	H: 0-0	A: 0-0	N: 1-0
3/23/07	W, 1-0	N	Oxford, Ohio



YEAR-BY-YEAR RESULTS

1994 – Inaugural Season 21-17-1 (.551 overall) Carol Bruggeman, head coach

Date	Opponent	Score
3/5*	vs. Canisius College	L, 2-10
3/5*	vs. UNC-Greensboro	L, 4-6
3/6*	vs. UNC-Wilmington	W, 5-1
3/6*	at East Carolina	W, 7-4
3/7	at East Carolina	L, 3-6
3/7	at East Carolina	W, 5-2
3/11	at Coastal Carolina	L, 0-7
3/11	at Coastal Carolina	L, 0-2
3/12	at Coker College	W, 4-3 (8)
3/12	at Coker College	L, 7-8 (9)
3/25#	vs. Indiana State	L, 3-4
3/26#	vs. Northern Illinois	W, 8-1
3/26#	at Indiana	L, 0-4
3/27#	vs. Western Michigan	L, 1-3
3/29	Valparaiso	W, 3-2
3/29	Valparaiso	W, 3-2
4/1\$	vs. Evansville	W, 3-1
4/1\$	vs. Southwest Missouri State	L, 0-5
4/2\$	at Eastern Illinois	W, 7-3
4/2\$	vs. Southwest Missouri State	L, 1-5
4/5	Indiana	L, 9-11
4/9%	vs. Dayton	W, 3-1
4/9%	vs. UMKC	W, 4-2
4/10%	vs. Saint Louis	W, 9-0
4/10%	at DePaul	L, 3-6
4/12	at Butler	L, 0-1
4/12	at Butler	T, 4-4 (10)
4/19	IPFW\$	W, 9-0
4/19	IPFW	W, 2-0
4/21	at Indianapolis	W, 3-0
4/21	at Indianapolis	W, 11-4
4/23	Indiana State	W, 2-1
4/23	Indiana State	L, 3-4
4/25	at Northeastern Illinois	W, 6-0
4/25	at Northeastern Illinois	W, 4-0
4/27	at Valparaiso	W, 4-0
4/27	at Valparaiso	W, 6-0
4/29&	vs. Butler	L, 4-5 (8)
4/29&	vs. Bradley	L, 2-3

*-Hampton Inn-Lady Pirate Invite (Greenville, N.C.)
 #-Indiana Spring Invitational (Bloomington, Ind.)
 \$-Jerry's Pizza Spring Classic (Charleston, Ill.)
 %-First No-Hitter in Purdue History
 &-Huskie Spring Invitational (DeKalb, Ill.)

1995 – Inaugural Big Ten Season 23-31 (8-20 Big Ten, 9th) (.426 overall) Carol Bruggeman, head coach

Date	Opponent	Score
2/16!	vs. Arizona State	L, 7-10
2/17!	vs. Utah State	L, 3-7
2/17!	vs. Massachusetts	W, 3-1
2/18!	vs. Utah	L, 0-8
2/18!	vs. Oregon	L, 9-10

2/19!	vs. Eastern Michigan	L, 7-9
2/25#	vs. Indiana State	W, 5-0
2/25#	at Missouri	L, 0-10
2/26#	vs. Northern Iowa	W, 2-1
2/26#	at Missouri	L, 1-2
3/3\$	vs. McNeese State	L, 4-5
3/4\$	vs. Southwest Missouri State	W, 5-1
3/8	at Southwest Texas	W, 1-0
3/8	at Southwest Texas	L, 2-6
3/21	at Ball State	W, 6-1
3/21	at Ball State	L, 0-5
3/22	Miami (Ohio)	W, 3-2
3/22	Miami (Ohio)	W, 3-1
3/25	#5 Michigan	L, 2-9
3/25	#5 Michigan	L, 0-12
3/26	#5 Michigan	L, 5-10
3/26	#5 Michigan	L, 3-4
3/29	at Evansville	L, 3-4
3/29	at Evansville	W, 3-0
4/1	Iowa	L, 3-4
4/1	Iowa	L, 1-6
4/2	Iowa	W, 6-2
4/2	Iowa	L, 2-3
4/5	at Valparaiso	W, 3-1
4/5	at Valparaiso	W, 3-0
4/12	Michigan State	W, 4-1
4/12	Michigan State	L, 2-3
4/15	at Ohio State	L, 3-6
4/15	at Ohio State	L, 4-6
4/16	at Ohio State	L, 0-1
4/16	at Ohio State	W, 7-3
4/19	at Indiana State	W, 2-0
4/19	at Indiana State	W, 3-1
4/20	Southern Illinois	W, 4-0
4/20	Southern Illinois	W, 7-4
4/22	at Penn State	L, 1-3
4/22	at Penn State	L, 7-9
4/23	at Penn State	L, 2-7
4/23	at Penn State	W, 7-3
4/26	at Indiana	L, 0-2
4/26	at Indiana	W, 2-1
4/29	Minnesota	L, 1-2
4/29	Minnesota	L, 1-7
4/30	Minnesota	W, 3-2
4/30	Minnesota	L, 4-5
5/6	at Northwestern	W, 2-1
5/6	at Northwestern	W, 3-2
5/7	at Northwestern	L, 4-8
5/7	at Northwestern	L, 1-5

!-Arizona State-Coca-Cola Classic (Phoenix, Ariz.)
 #-Missouri Round Robin (Columbia, Mo.)
 \$-Aggie Invitational (College Station, Texas)

1996 36-21 (12-11 Big Ten, 6th) (.655 overall) Carol Bruggeman, head coach

Date	Opponent	Score
2/16!	vs. McNeese State	L, 4-1
2/16!	vs. Illinois State	L, 3-11
2/17!	vs. UNLV	W, 7-3

2/17!	vs. New Mexico State	W, 8-7
2/17!	vs. Washington	L, 4-9
2/18!	vs. Arizona State	W, 3-2
3/3\$	vs. Northern Illinois	W, 4-3
3/3\$	vs. Western Illinois	W, 2-1
3/4\$	vs. Eastern Illinois	W, 2-1
3/4\$	vs. Eastern Illinois	L, 2-5
3/7#	at Tennessee	L, 7-10
3/9#	vs. Wright State	W, 1-0
3/9#	vs. Eastern Kentucky	W, 9-0
3/10#	vs. Akron	L, 2-3
3/10#	at Tennessee	W, 5-4
3/15%	vs. #11 Nebraska	W, 4-2
3/15%	vs. #21 Pacific	W, 3-2
3/15%	vs. Northern Illinois	L, 3-9
3/16%	vs. San Jose State	L, 2-4
3/16%	vs. #21 Pacific	L, 1-10
3/23^	Eastern Michigan	W, 4-3
3/23^	Butler	W, 10-0
3/24^	Northern Illinois	W, 4-1
3/24^	Northern Illinois	W, 2-1
3/30	Penn State	W, 7-2
3/30	Penn State	W, 5-4
4/2	Ohio State	L, 4-7
4/2	Ohio State	W, 2-1
4/6	at Wisconsin	W, 2-0
4/6	at Wisconsin	W, 5-2
4/7	at Wisconsin	W, 5-2
4/9	#22 Indiana	L, 0-1
4/9	#22 Indiana	L, 1-10
4/11	Valparaiso	W, 4-0
4/11	Valparaiso	W, 11-2
4/13	Michigan State	L, 1-3
4/13	Michigan State	L, 0-3
4/14	Michigan State	L, 1-2
4/17	at #8 Michigan	L, 0-3
4/17	at #8 Michigan	L, 1-6
4/18	Loyola (Chicago)	L, 1-3
4/18	Loyola (Chicago)	W, 1-0
4/20	at #13 Minnesota	W, 4-1
4/20	at #13 Minnesota	L, 1-11
4/21	at #13 Minnesota	W, 2-0
4/24	Indiana State	W, 9-1
4/24	Indiana State	W, 1-0
4/25	at Miami (Ohio)	W, 4-2
4/25	at Miami (Ohio)	W, 3-2
4/27	Northwestern	W, 2-1
4/27	Northwestern	W, 5-1
4/28	Northwestern	W, 6-1
5/4	at #13 Iowa	W, 3-1
5/4	at #13 Iowa	L, 1-3
5/5	at #13 Iowa	L, 0-7
5/7	Ball State	W, 5-0
5/7	Ball State	W, 3-2

!-Coca-Cola Classic (Phoenix, Ariz.)
 \$-Southern Illinois Tournament (Carbondale, Ill.)
 #-Univ. of Tennessee Tournament (Knoxville, Tenn.)
 %-N.I.S.T. (Sunnyvale, Calif.)
 ^-Boilermaker Invitational (West Lafayette, Ind.)

YEAR-BY-YEAR RESULTS



1997

41-25 (14-12 Big Ten, 4th) (.621 overall)
Carol Bruggeman, head coach

Date	Opponent	Score
2/14!	vs. Oregon	L, 2-7
2/14!	vs. #25 Arizona State	L, 4-7
2/15!	vs. Utah	L, 2-5
2/16!	vs. Utah State	L, 2-4
2/16!	vs. Massachusetts	W, 4-0
2/21@	at Florida	W, 2-1
2/21@	at Florida	L, 0-1
2/22@	vs. Tennessee-Chattanooga	W, 3-0
2/23@	vs. #12 Cal State Fullerton	L, 0-1
2/23@	vs. #12 Cal State Fullerton	L, 1-6
3/8\$	vs. Oklahoma City	W, 3-2
3/8\$	vs. New Mexico State	W, 2-1
3/8\$	at Texas Tech	W, 4-2
3/9\$	at Texas Tech	W, 7-1
3/9\$	vs. New Mexico State	L, 5-11
3/13	at St. Mary's (Calif.)	W, 3-0
3/13	at St. Mary's (Calif.)	W, 9-6
3/14#	vs. Northeastern Illinois	W, 13-4
3/14#	vs. #15 Missouri	L, 2-10
3/14#	vs. San Jose State	L, 1-5
3/15#	vs. St. Mary's (Calif.)	W, 2-1
3/15#	vs. Loyola Marymount	W, 6-5
3/16#	vs. Loyola Marymount	W, 9-0
3/20^	Northeastern Illinois	W, 3-0
3/20^	Northeastern Illinois	W, 10-8
3/22^	Wright State	W, 5-4
3/22^	Ohio	W, 9-7
3/23^	Northern Illinois	W, 2-0
3/23^	#9 Michigan	L, 2-3
3/23^	#9 Michigan	L, 2-12
3/26	at Ball State	W, 4-2
3/26	at Ball State	W, 3-1
3/29	#6 Iowa	L, 1-11
3/29	#6 Iowa	L, 3-4
3/30	#6 Iowa	L, 3-13
4/2	at Indiana State	W, 6-5
4/2	at Indiana State	W, 1-0
4/3	Notre Dame	W, 4-2
4/3	Notre Dame	W, 3-0
4/5	at Penn State	W, 8-4
4/5	at Penn State	W, 4-2
4/6	at Penn State	L, 1-3
4/8	#8 Michigan	L, 3-7
4/8	#8 Michigan	W, 3-1
4/10	at Loyola (Chicago)	W, 2-0
4/10	at Loyola (Chicago)	W, 7-5
4/12	Wisconsin	W, 3-2
4/12	Wisconsin	W, 8-5
4/13	Wisconsin	W, 2-1
4/15	at Butler	W, 6-0
4/15	at Butler	L, 0-1
4/19	at #8 Michigan State	W, 1-0
4/19	at #8 Michigan State	L, 3-5
4/20	at #8 Michigan State	W, 7-2
4/23	at Indiana	L, 1-2
4/23	at Indiana	L, 0-8
4/26	at Northwestern	W, 2-1
4/26	at Northwestern	W, 5-1
4/27	at Northwestern	W, 10-1

4/29	at Ohio State	L, 0-1
4/29	at Ohio State	W, 5-3
5/3	#19 Minnesota	W, 2-0
5/3	#19 Minnesota	L, 0-2
5/4	#19 Minnesota	W, 3-2
5/9*	at #3 Iowa	L, 0-2
5/10*	vs. #13 Michigan State	L, 2-4

!-Coca-Cola Classic (Phoenix, Ariz.)
 @-GRU Classic (Gainesville, Fla.)
 \$-Texas Tech Invitational (Lubbock, Tex.)
 #-N.I.S.T (Sunnyvale, Calif.)
 ^-Boilermaker Invitational (West Lafayette, Ind.)
 *-Big Ten Tournament (Iowa City, Iowa)

1998

29-30 (8-16 Big Ten, 8th) (.492 overall)
Carol Bruggeman, head coach

Date	Opponent	Score
2/13!	vs. #21 Florida State	L, 1-8
2/13!	vs. Cal State Fullerton	L, 0-2
2/14!	vs. #14 Long Beach State	L, 0-4
2/14!	vs. Utah State	L, 4-5
2/14!	vs. Oregon	W, 6-3
2/27\$	vs. Southern Utah	W, 6-2
2/27\$	vs. Wichita State	W, 6-0
2/28\$	vs. Oregon	L, 6-10
2/28\$	at New Mexico State	L, 3-5
2/28\$	vs. Southern Utah	W, 4-3
3/1\$	at New Mexico State	L, 1-2
3/5#	vs. #19 Missouri	L, 0-6
3/5#	vs. Central Michigan	W, 6-4
3/6#	vs. Illinois-Chicago	W, 2-1
3/6#	vs. #12 Florida State	L, 4-5
3/7#	vs. Georgia	L, 3-6 (10)
3/10	vs. Tennessee Tech	W, 8-0
3/12	at #17 Florida State	W, 1-0
3/13%	vs. Hofstra	L, 1-7
3/13%	vs. Marshall	W, 11-0
3/13%	vs. Georgia State	L, 1-4
3/14%	vs. Belmont	W, 16-0
3/14%	vs. Mississippi	W, 3-1
3/19	at Evansville	W, 6-4
3/21^	Western Michigan	W, 6-3
3/22^	Bowling Green	W, 7-1 (8)
3/22^	Western Michigan	W, 5-0
3/24	Loyola (Chicago)	W, 7-3
3/24	Loyola (Chicago)	W, 1-0
3/28	Northwestern	W, 5-4
3/28	Northwestern	L, 5-7
3/29	Northwestern	L, 3-6
4/1	Indiana State	W, 9-2
4/1	Indiana State	L, 2-3
4/4	at #18 Minnesota	L, 1-5
4/4	at #18 Minnesota	L, 1-8
4/5	at #18 Minnesota	L, 2-3
4/8	at Notre Dame	W, 2-0
4/8	at Notre Dame	W, 4-0
4/11	Michigan State	W, 8-1
4/11	Michigan State	L, 2-7
4/12	Michigan State	W, 4-0
4/15	Indiana	W, 5-0
4/15	Indiana	W, 5-3 (9)

4/18	at Wisconsin	W, 2-1
4/18	at Wisconsin	L, 0-7
4/19	at Wisconsin	W, 3-2
4/21	at #2 Michigan	L, 0-4
4/21	at #2 Michigan	L, 1-9
4/23	Butler	L, 1-2
4/23	Butler	W, 5-2
4/25	at Penn State	L, 2-4
4/26	at Penn State	L, 2-4
4/26	at Penn State	L, 1-3
4/28	at Ohio State	L, 0-3
4/28	at Ohio State	L, 2-5
5/2	at #18 Iowa	L, 0-4
5/2	at #18 Iowa	L, 4-5
5/3	at #18 Iowa	W, 4-2

!-Coca-Cola Classic (Phoenix, Ariz.)
 \$-Troy Cox Invitational (Las Cruces, N.M.)
 #-Speedline Invitational (Tampa, Fla.)
 %-Florida State Tournament (Tallahassee, Fla.)
 ^-Boilermaker Invitational (West Lafayette, Ind.)

1999

30-26 (9-14 Big Ten, 8th) (.536 overall)
Carol Bruggeman, head coach

Date	Opponent	Score
2/20!	vs. Marshall	L, 0-2
2/20!	vs. Eastern Kentucky	W, 7-1
2/20!	vs. Liberty	W, 4-0
2/21!	vs. North Carolina	W, 4-1
2/21!	vs. Marshall	L, 3-4
3/4#	vs. #7 Texas	W, 6-5
3/4#	vs. Michigan State	W, 6-1
3/5#	vs. Tennessee-Chattanooga	L, 1-6
3/5#	vs. Temple	W, 6-0
3/6#	vs. #25 Florida	L, 0-3
3/6#	vs. #23 Iowa	L, 0-3
3/12%	vs. Colorado State	W, 3-2
3/12%	vs. Santa Clara	W, 2-1
3/12%	vs. #20 Nebraska	W, 6-2
3/13%	vs. San Jose State	W, 2-1
3/13%	vs. Cal Poly-San Luis Obispo	W, 6-4
3/13%	vs. #16 California	L, 0-2
3/13%	vs. Arkansas	W, 11-10
3/14%	vs. #23 Iowa	L, 1-9
3/16	at St. Mary's (Calif.)	L, 1-3
3/16	at St. Mary's (Calif.)	W, 6-2
3/23	Notre Dame	W, 6-3
3/23	Notre Dame	L, 2-10
3/24	Evansville	W, 2-1
3/24	Evansville	L, 2-4
3/27^	Bradley	W, 4-3 (8)
3/27^	Central Michigan	L, 0-8
3/28^	Loyola (Chicago)	W, 9-0
3/28^	Indiana State	L, 4-14
3/30	at Ball State	W, 6-5 (8)
3/30	at Ball State	W, 10-3
4/3	#23 Minnesota	L, 1-4
4/3	#23 Minnesota	W, 6-3
4/4	#23 Minnesota	L, 1-2 (9)
4/7	#6 Michigan	L, 0-2
4/7	#6 Michigan	L, 2-3 (11)
4/10	at Michigan State	W, 2-0



YEAR-BY-YEAR RESULTS

4/10	at Michigan State	W, 5-4
4/14	at Ohio State	W, 7-0
4/14	at Ohio State	W, 16-2
4/17	Wisconsin	L, 2-6
4/17	Wisconsin	L, 3-5
4/18	Wisconsin	W, 8-1
4/20	IUPUI	W, 5-0
4/20	IUPUI	W, 9-1
4/21	at Indiana	W, 11-1
4/21	at Indiana	W, 6-2
4/24	at Penn State	L, 1-2
4/24	at Penn State	L, 3-8
4/25	at Penn State	L, 2-8
5/1	Iowa	L, 3-4
5/1	Iowa	L, 2-4
5/2	Iowa	L, 3-9
5/8	at Northwestern	L, 4-5 (8)
5/8	at Northwestern	L, 1-7
5/9	at Northwestern	W, 3-1

!-Triangle Classic (Raleigh, N.C.)

#-Speedline Invitational (Tampa, Fla.)

%-N.I.S.T. (Sunnyvale, Calif.)

^-Boilermaker Invitational (West Lafayette, Ind.)

2000

33-28 (6-10 Big Ten, 6th) (.541 overall)

Carol Bruggeman, head coach

Date	Opponent	Score
2/11&	vs. Louisiana-Monroe	W, 3-0
2/11&	vs. Kentucky	L, 0-2
2/11&	vs. #8 Oklahoma	L, 1-6
2/12&	vs. Arkansas	L, 2-3
2/12&	vs. Baylor	L, 6-8 (8)
2/18!	vs. Akron	L, 1-2
2/18!	vs. North Carolina	L, 0-6
2/19!	vs. Temple	W, 1-0
2/19!	vs. Boston University	L, 6-8
2/20!	vs. Radford	W, 3-0
2/20!	vs. Wright State	W, 6-2
2/25\$	vs. San Diego State	W, 4-3
2/25\$	at UC Santa Barbara	W, 3-1
2/26\$	vs. Cal Poly	W, 8-0
2/26\$	vs. Iowa State	W, 3-0
3/9#	vs. Connecticut	L, 1-3
3/9#	vs. #18 South Carolina	L, 1-2
3/10#	vs. Maryland	W, 2-0
3/10#	vs. Hofstra	W, 8-1
3/11#	vs. #19 Illinois-Chicago	L, 1-3
3/12#	vs. Michigan State	L, 4-5 (8)
3/16%	vs. Southern Illinois	L, 3-7
3/16%	vs. Seton Hall	W, 3-0
3/17%	vs. Canisius College	W, 2-1 (8)
3/17%	vs. South Florida	W, 4-3 (9)
3/18%	vs. Tennessee Tech	W, 5-0
3/18%	vs. Northern Illinois	L, 2-3
3/23	at #22 Notre Dame	L, 0-8
3/23	at #22 Notre Dame	W, 2-1
3/25^	Bradley	L, 1-3
3/25^	Kent State	W, 2-1
3/26^	Toledo	W, 7-2
3/26^	#22 Notre Dame	L, 0-4
3/29	at Indiana State	W, 7-1

3/29	at Indiana State	W, 1-0
3/31	Michigan State	W, 3-0
3/31	Michigan State	L, 0-2
4/1	#13 Michigan	L, 2-3
4/2	#13 Michigan	L, 0-2
4/5	Butler	W, 8-0
4/5	Butler	W, 2-0
4/7	at Ohio State	W, 5-4
4/9	at Penn State	L, 0-2
4/12	at IUPUI	W, 8-0
4/12	at IUPUI	W, 5-0
4/14	Northwestern	L, 5-17
4/14	Northwestern	W, 6-2
4/15	#13 Iowa	L, 0-4
4/16	#13 Iowa	W, 1-0
4/18	at Valparaiso	W, 2-0
4/18	at Valparaiso	W, 6-2
4/24	Ball State	W, 4-0
4/24	Ball State	W, 4-3
4/28	at Wisconsin	L, 0-1 (9)
4/28	at Wisconsin	L, 4-5
4/29	at Minnesota	W, 4-3 (16)
4/30	at Minnesota	L, 2-9
5/6	at Indiana	W, 1-0
5/7	Indiana	L, 0-1
5/11*	vs. Penn State	L, 3-4
5/12*	vs. Northwestern	L, 1-2

&-Pepsi Classic (Arlington, Texas)

!-Triangle Classic (Raleigh, N.C.)

\$-UC Santa Barbara Tournament (Santa Barbara, Calif.)

#-Speedline Invitational (Tampa, Fla.)

%-USF Clearwater Tournament (Clearwater, Fla.)

^-Boilermaker Invitational (West Lafayette, Ind.)

*-Big Ten Tournament (Iowa City, Iowa)

2001

34-24-1 (9-11 Big Ten, T5th) (.585 overall)

Carol Bruggeman, head coach

Date	Opponent	Score
2/9\$	vs. Ohio State	W, 1-0
2/9\$	at Auburn	L, 2-7
2/10\$	vs. Northern Illinois	W, 2-1
2/10\$	vs. Syracuse	W, 2-1
2/11\$	vs. Northern Illinois	W, 5-0
2/16!	vs. Miami (Ohio)	W, 2-0
2/16!	vs. Radford	W, 4-0
2/17!	vs. UNC-Greensboro	W, 3-0
2/17!	vs. North Carolina	L, 2-6
2/18!	vs. Liberty	W, 4-1
2/18!	vs. East Carolina	W, 3-0
3/3#	vs. Loyola (Chicago)	W, 3-0
3/3#	at Texas A&M-Corpus Christi	W, 4-0
3/4#	vs. Texas-Arlington	T, 0-0 (8)
3/4#	vs. Louisiana Tech	W, 2-1
3/9%	vs. Sacramento State	L, 4-5
3/9%	vs. Santa Clara	W, 7-5
3/9%	vs. #9 Arizona State	L, 0-5
3/10%	vs. #24 Oregon	L, 1-2
3/10%	vs. Long Beach State	W, 2-1
3/10%	vs. #12 Iowa	L, 0-8
3/15&	vs. #3 California	L, 1-3 (8)

3/15&	vs. Miami (Ohio)	W, 5-4
3/16&	vs. Western Kentucky	W, 6-3
3/16&	vs. Eastern Illinois	W, 1-0
3/17&	vs. Morehead State	W, 6-1
3/17&	vs. New Mexico	L, 1-2
3/21	Valparaiso	W, 3-0
3/21	Valparaiso	W, 2-0
3/24^	Loyola (Chicago)	W, 3-0
3/24^	Butler	W, 4-1
3/28	Southwest Missouri State	W, 6-5
3/30	Minnesota	W, 10-0
3/30	Minnesota	L, 0-5
3/31	#23 Wisconsin	L, 1-3 (9)
4/1	#23 Wisconsin	W, 1-0
4/3	#11 Notre Dame	L, 2-1
4/3	#11 Notre Dame	L, 2-4 (8)
4/6	at Michigan	L, 3-4
4/6	at Michigan	L, 1-6
4/7	at Michigan State	W, 5-1
4/8	at Michigan State	L, 3-8
4/13	Penn State	W, 5-4 (10)
4/13	Penn State	L, 0-8
4/14	Ohio State	L, 0-2
4/15	Ohio State	L, 1-2
4/19	at Loyola (Chicago)	L, 3-4
4/20	at #15 Iowa	L, 1-7
4/20	at #15 Iowa	L, 4-5 (9)
4/21	at Northwestern	W, 2-1
4/22	at Northwestern	W, 2-1
4/25	Western Michigan	W, 1-0
4/25	Western Michigan	L, 1-2
4/27	Illinois	L, 0-3
4/27	Illinois	W, 6-0
4/28	Ohio	L, 1-6
4/28	Ohio	W, 1-0
5/5	Indiana	W, 3-1
5/6	at Indiana	W, 4-1

\$-Auburn Invitational (Auburn, Ala.)

!-Triangle Classic (Raleigh, N.C.)

#-Islander Bash by the Bay (Corpus Christi, Texas)

%-N.I.S.T. (San Jose, Calif.)

&-Capital Classic (Sacramento, Calif.)

^-Boilermaker Invitational (West Lafayette, Ind.)

2002

33-26 (3-14 Big Ten, 10th) (.559 overall)

Carol Bruggeman, head coach

Date	Opponent	Score
2/8\$	vs. Georgia	L, 2-3
2/8\$	vs. Bethune-Cookman	W, 3-0
2/9\$	vs. Mississippi	W, 1-0
2/9\$	vs. Florida A&M	W, 8-0
2/10\$	vs. Georgia	L, 0-1
2/15!	vs. Kentucky	L, 0-1
2/15!	vs. Wichita State	W, 7-4
2/16!	vs. Texas	W, 1-0
2/16!	vs. #17 Southwest Texas	L, 2-5
2/17!	vs. Bethune-Cookman	W, 5-3
2/17!	at Texas-San Antonio	W, 5-3
3/1#	vs. Florida	W, 2-1
3/1#	vs. Florida	W, 13-5
3/2#	at #1 UCLA	L, 2-4

YEAR-BY-YEAR RESULTS



3/2#	at #1 UCLA	L, 0-3
3/3#	vs. Texas A&M Corpus Christi	L, 0-9
3/3#	vs. Texas A&M Corpus Christi	W, 7-4
3/7%	vs. Virginia Tech	W, 7-6
3/7%	vs. Tennessee-Chattanooga	L, 1-3
3/8%	vs. Northern Illinois	W, 7-0
3/8%	vs. South Florida	W, 9-6
3/9%	vs. Oklahoma State	W, 1-0
3/9%	vs. Penn State	W, 1-0
3/9%	vs. #13 Florida Atlantic	L, 0-5
3/13&	vs. Valparaiso	W, 7-0
3/13&	vs. Valparaiso	W 13-1
3/15&	vs. Temple	W, 5-4
3/15&	vs. Temple	W, 3-0
3/17&	vs. George Mason	W, 7-1
3/20	IUPUI	W, 9-1
3/20	IUPUI	W, 8-0
3/23^	Gardner-Webb	W, 4-0
3/23^	IPFW	W, 8-0
3/24^	Oakland	W, 9-1
3/29	at Wisconsin	L, 4-6
3/30	at Wisconsin	L, 1-6
4/3	Butler	W, 4-0
4/3	Butler	W, 7-0
4/5	Northwestern	L, 2-6
4/6	Northwestern	L, 4-7
4/7	#19 Iowa	L, 2-3 (8)
4/7	#19 Iowa	L, 1-2
4/9	Ball State	W, 6-3
4/9	Ball State	W, 2-1
4/11	at Notre Dame	L, 2-4
4/14	Indiana	W, 6-3
4/14	Indiana	W, 7-4
4/16	at Illinois-Chicago	L, 5-8
4/16	at Illinois Chicago	L, 6-7
4/19	at #22 Ohio State	L, 1-7
4/20	at #22 Ohio State	L, 5-6
4/21	at Penn State	L, 7-8
4/21	at Penn State	L, 1-2
4/24	Dayton	W, 3-2
4/26	Michigan State	W, 1-0
4/28	#11 Michigan	L, 2-6
4/28	#11 Michigan	L, 0-6
5/4	at Illinois	L, 1-10
5/5	at Illinois	L, 3-5

§-Triple Crown Invitational (St. Augustine, Fla.)
 !-UTSA Tournament (San Antonio, Texas)
 #-Stacy Winsberg Memorial Tourn. (Los Angeles)
 %-Speedline Invitational (Plant City, Fla.)
 &-Disney Wide World of Sports Complex (Orlando, Fla.)
 ^-Boilermaker Invitational (West Lafayette, Ind.)

2003

34-27 (5-13 Big Ten, 10th) (.557 overall)

Carol Bruggeman, head coach

Date	Opponent	Score
2/7!	vs. Southern Illinois	L, 0-3
2/7!	vs. Central Florida	W, 10-2
2/8!	vs. Kansas	L, 7-8
2/8!	vs. Kansas	L, 1-3
2/14@	vs. #3 California	L, 0-1

2/14@	vs. UNLV	W, 10-1
2/15@	vs. Texas Tech	W, 7-5
2/15@	vs. Cal Poly	L, 4-5 (8)
2/16@	vs. UC Riverside	W, 10-1
2/28#	vs. Pacific	W, 2-0
2/28#	at #7 Cal State Fullerton	L, 1-10
3/1#	vs. Portland State	L, 1-5
3/1#	vs. #17 Oregon State	L, 4-5
3/2#	vs. #4 Washington	L, 0-11
3/6\$	vs. Central Michigan	L, 1-2
3/6\$	vs. Mississippi	W, 7-5
3/7\$	vs. Pittsburgh	W, 9-0
3/7\$	vs. Pacific	W, 6-2
3/8\$	vs. Temple	W, 6-4
3/8\$	vs. Western Michigan	W, 4-1
3/9\$	vs. Oklahoma State	L, 0-2 (8)
3/15	at Louisville	L, 0-2
3/15	at Louisville	W, 9-3
3/17	at Tennessee State	W, 12-0
3/17	at Tennessee State	W, 10-1
3/19	at Western Kentucky	W, 9-0
3/19	at Western Kentucky	W, 5-0 (8)
3/22^	Gardner Webb	W, 8-0
3/22^	Loyola (Chicago)	W, 8-0
3/23^	IPFW	W, 11-0
3/23^	Butler	W, 10-0
3/26	Illinois-Chicago	W, 8-0
3/26	Illinois-Chicago	W, 4-1
3/28	at Penn State	W, 5-1
3/29	at Penn State	L, 5-6
4/1	Notre Dame	L, 3-7
4/1	Notre Dame	L, 1-7
4/5	Wisconsin	W, 2-0
4/5	Wisconsin	W, 8-1
4/6	Minnesota	L, 0-1
4/6	Minnesota	L, 2-8
4/8	IPFW	W, 8-0
4/8	IPFW	W, 19-0
4/11	#24 Illinois	L, 3-6
4/12	#24 Illinois	L, 1-4
4/13	Northwestern	L, 0-1
4/13	Northwestern	W, 5-3
4/16	Eastern Illinois	W, 9-0
4/16	Eastern Illinois	W, 11-0
4/18	at #24 Iowa	L, 0-2
4/19	at #24 Iowa	L, 0-9
4/23	at IUPUI	W, 7-1
4/23	at IUPUI	W, 2-0
4/25	at #14 Michigan	L, 1-2 (8)
4/25	at #14 Michigan	L, 2-3
4/27	at Michigan State	L, 1-4
4/27	at Michigan State	L, 2-4
5/1	Indiana State	W, 3-0
5/1	Indiana State	W, 9-1
5/3	Indiana	W, 6-0
5/4	at Indiana	L, 0-3

!-Triple Crown Invitational (St. Augustine, Fla.)
 @-UNLV Invitational (Las Vegas, Nev.)
 #- Worth Invitational (Fullerton, Calif.)
 \$ -Speedline Invitational (Plant City, Fla.)
 ^ -Boilermaker Invitational (West Lafayette, Ind.)

2004

32-25 (5-14 Big Ten, 11th) (.561 overall)

Carol Bruggeman, head coach

Date	Opponent	Score
2/13!	vs. Temple	W, 7-1
2/13!	vs. Campbell	W, 6-5
2/14!	vs. Louisville	L, 0-5
2/20@	vs. Villanova	W, 4-1
2/20@	at UT Chattanooga	W, 8-2
2/21@	vs. Bradley	L, 0-2
2/21@	vs. Western Kentucky	L, 5-6
2/22@	vs. Samford	W, 5-0
2/22@	vs. Dayton	W, 9-1
3/4#	vs. Long Island	W, 7-1
3/4#	vs. Mississippi	W, 2-1 (8)
3/5#	vs. #22 South Florida	L, 0-8
3/5#	vs. Illinois- Chicago	W, 3-2
3/6#	vs. Mercer	W, 4-0
3/7#	vs. Northwestern	L, 2-5 (8)
3/12\$	vs. Virginia	W, 8-0
3/12\$	vs. #3 California	L, 0-8
3/13\$	vs. #20 Arizona State	L, 0-4
3/13\$	vs. Wisconsin	W, 1-0
3/14\$	vs. Minnesota	W, 5-0
3/17	vs. Nevada	L, 6-12
3/17	at Saint Mary's	W, 6-0
3/19^	vs. Pittsburgh	W, 8-5 (10)
3/19^	at Sacramento State	L, 0-2
3/20^	vs. Saint Mary's	W, 8-0
3/20^	vs. Utah State	W, 4-0
3/21^	vs. Tennessee State	W, 3-0
3/24	Valparaiso	L, 0-2
3/24	Valparaiso	W, 8-0
3/27	IPFW	W, 8-2
3/27	IPFW	W, 2-0
3/31	at Butler	W, 7-1
4/4	#9 Michigan	L, 0-9
4/4	#9 Michigan	L, 0-2
4/6	at Notre Dame	L, 2-4
4/6	at Notre Dame	W, 4-3 (8)
4/9	Illinois	L, 2-3 (9)
4/10	Illinois	L, 4-7
4/11	Iowa	L, 0-6
4/11	Iowa	L, 0-4
4/16	at Minnesota	L, 0-2
4/17	at Minnesota	W, 2-1 (10)
4/18	at Wisconsin	L, 2-4
4/18	at Wisconsin	W, 3-2
4/20	IUPUI	W, 9-0
4/20	IUPUI	W, 8-0
4/23	at Michigan State	L, 0-3
4/24	at Michigan State	W, 11-1
4/25	at Northwestern	L, 0-1
4/25	at Northwestern	L, 3-13
4/28	at Dayton	W, 2-1
4/28	at Dayton	W, 6-1
4/30	Ohio State	L, 4-6
5/2	Penn State	W, 6-1
5/2	Penn State	L, 1-2
5/8	at Indiana	L, 2-7
5/9	Indiana	W, 2-1



YEAR-BY-YEAR RESULTS

- ! - Triangle Classic (Raleigh, N.C.)
- @ - Sonic Challenge (Chattanooga, Tenn.)
- # - Speedline Invitational (Clearwater, Fla.)
- \$ - NIST (Sunnyvale, Calif.)
- ^ - Capital Classic (Sacramento, Calif.)

2005

34-24-1 (10-10 Big Ten, 7th) (.586 overall)
Carol Bruggeman, head coach

Date	Opponent	Score
2/11!	vs. Kansas	W 2-1
2/11!	vs. UMKC	W 8-0
2/12!	vs. Utah Valley State	W 4-1
2/13!	vs. Arkansas	L, 6-7
2/18@	vs. Nicholls State	W, 6-1
2/18@	vs. Mississippi Valley State	W, 5-0
2/19@	vs. #5 Louisiana-Lafayette	L, 1-3
2/19@	vs. Mississippi Valley State	W, 7-2
2/20@	vs. #5 Louisiana-Lafayette	L, 15-5
2/25#	vs. Bradley	W, 2-0
2/25#	vs. Kent State	L, 2-4
2/26#	at UT-Chattanooga	L, 2-4
2/26#	vs. Kentucky	W, 5-4 (9)
2/27#	vs. Bowling Green	W, 5-2
2/27#	vs. Tennessee Tech	W, 2-0
3/4\$	vs. Mercer	L, 3-7
3/4\$	vs. #19 Georgia Tech	L, 1-2
3/5\$	vs. Winthrop	L, 3-5
3/5\$	vs. Saint Louis	W, 6-3
3/10^	vs. Villanova	W, 3-2
3/11^	vs. Hofstra	L, 0-1
3/11^	vs. Oklahoma State	W, 4-1
3/12^	vs. Western Michigan	L, 0-2
3/12^	vs. BYU	L, 2-5
3/13^	vs. UCF	W, 2-1
3/18&	vs. Akron	W, 2-0
3/18&	vs. Western Illinois	W, 2-1
3/19&	vs. Fairfield	W, 2-0
3/20&	vs. Western Kentucky	W, 3-2
3/20&	vs. Illinois-Chicago	L, 3-4 (8)
3/26	Detroit	W, 5-2
3/26	Detroit	W, 8-0
3/30	at Ball State	W, 5-1
4/3	Michigan State	W, 11-1
4/3	Michigan State	W, 7-2
4/6	Butler	W, 1-0
4/6	Butler	W, 8-0
4/8	at Iowa	L, 2-3
4/9	at Iowa	W, 2-1
4/10	at Illinois	W, 9-1
4/10	at Illinois	W, 8-7
4/15	#1 Michigan	L, 0-3
4/16	#1 Michigan	L, 2-6
4/17	#13 Northwestern	L, 0-9
4/17	#13 Northwestern	L, 0-7
4/19	at Valparaiso	W, 6-3
4/19	at Valparaiso	T, 4-4 (9)
4/22	Wisconsin	L, 3-8 (9)
4/23	Wisconsin	W, 10-4
4/24	Minnesota	L, 4-8
4/24	Minnesota	W, 9-0
4/29	at Penn State	L, 0-6
4/30	at Penn State	L, 1-7

5/1	at Ohio State	L, 1-6
5/1	at Ohio State	W, 8-0
5/7	Indiana	W, 5-0
5/8	at Indiana	W, 3-2
5/10	Notre Dame	L, 1-4
5/12*	vs. Northwestern	L, 0-2

- ! - NMSU Invitational (Las Cruces, N.M.)
- @ - Louisiana Classic (Lafayette, La.)
- # - Frost Classic (Chattanooga, Tenn.)
- \$ - Buzz Classic (Atlanta, Ga.)
- ^ - Speedline Invitational (Clearwater, Fla.)
- & - NC State Wolfpack Challenge (Raleigh, N.C.)
- * - Big Ten Tournament (Ann Arbor, Mich.)

2006

30-30 (7-12 Big Ten, 9th) (.500 overall)
Kim Maher, head coach

Date	Opponent	Score
2/10!	vs. South Carolina	L, 0-2
2/10!	vs. Pittsburgh	W, 5-0
2/11!	vs. Bethune-Cookman	W, 2-1
2/11!	vs. East Carolina	L, 1-3
2/12!	at Florida Atlantic	W, 4-3
2/17@	vs. New Mexico	W, 7-1
2/17@	vs. BYU	L, 2-5
2/18@	vs. #4 Tennessee	L, 3-12
2/18@	vs. Portland State	L, 1-4
2/19@	vs. Wright State	W, 14-5
2/24#	vs. IUPUI	W, 8-3
2/25#	vs. Western Illinois	W, 11-3 (8)
2/25#	vs. Northern Iowa	W, 6-1
2/26#	vs. Bradley	L, 0-1
3/3\$	vs. #6 Stanford	L, 0-4
3/4\$	vs. #12 Georgia	L, 2-6
3/4\$	vs. #9 Oregon State	L, 1-9
3/5\$	vs. UC Santa Barbara	W, 5-3 (8)
3/5\$	at Cal State Fullerton	L, 2-6
3/9^	vs. Massachusetts	L, 1-11
3/9^	vs. Jacksonville	W, 10-0
3/10^	vs. Villanova	W, 13-4
3/10^	vs. Tennessee Tech	L, 0-1
3/11^	vs. Northern Illinois	L, 2-3
3/11^	vs. Illinois	W, 11-7
3/12^	vs. Hofstra	W, 8-0
3/12^	vs. NC State	L, 0-2
3/15	vs. George Mason	W, 12-0
3/15	vs. George Mason	W, 10-2
3/17*	vs. Ohio	W, 4-1
3/17*	vs. South Florida	W, 5-0
3/18*	vs. George Mason	W, 11-2
3/18*	vs. Bowling Green	L, 0-6
3/19*	vs. Canisius	L, 3-4 (8)
3/28	at Butler	W, 2-0
3/31	Penn State	L, 0-8
4/1	Penn State	W, 3-1
4/2	Ohio State	L, 0-3
4/2	Ohio State	W, 4-1
4/4	Ball State	W, 7-0
4/7	at Michigan State	L, 2-8
4/8	at Michigan State	L, 0-1
4/9	at #12 Michigan	L, 0-14
4/9	at #12 Michigan	W, 5-4

4/11	Loyola	W, 2-1 (8)
4/11	Loyola	W, 7-1
4/13	Valparaiso	L, 0-2
4/14	at Illinois	L, 1-5
4/15	at Illinois	W, 8-5 (10)
4/16	at Northwestern	L, 0-4
4/21	Iowa	L, 1-8
4/22	Iowa	L, 2-3
4/23	Wisconsin	L, 2-6
4/23	Wisconsin	W, 4-3
4/26	at Notre Dame	L, 1-9
4/26	at Notre Dame	W, 7-4
4/30	at Minnesota	W, 5-4
4/30	at Minnesota	W, 4-3
5/6	at Indiana	L, 0-7
5/7	Indiana	L, 2-5

- ! - Florida Atlantic Classic (Boca Raton, Fla.)
- @ - UNLV Desert Classic (Las Vegas, Nev.)
- # - Bradley Invitational (Pekin, Ill.)
- \$ - Worth Invitational (Fullerton, Calif.)
- ^ - USF-Adidas Invitational (Clearwater, Fla.)
- * - Speedline Invitational (Tampa, Fla.)

2007

33-32-1 (10-9 Big Ten, 5th) (.508 overall)
Kim Maher, head coach

Date	Opponent	Score
2/9!	vs. Kennesaw State	L, 1-5
2/9!	at Mississippi State	L, 5-6
2/10!	vs. Iowa State	L, 0-3
2/10!	vs. Kennesaw State	L, 7-10
2/11!	at Mississippi State	L, 1-8
2/16@	vs. Iowa State	W, 3-0
2/16@	vs. #17 Baylor	L, 2-10
2/17@	at #16 Louisiana-Lafayette	L, 2-10
2/17@	vs. Mississippi	L, 4-6
2/18@	vs. Iowa State	W, 7-6 (12)
2/23#	vs. Syracuse	W, 5-1
2/23#	at Florida International	L, 5-9
2/24#	vs. #11 Stanford	L, 0-1
2/24#	vs. Marist	W, 15-2
2/25#	vs. Texas State	L, 1-2 (8)
3/2\$	vs. Wright State	L, 2-3
3/2\$	vs. San Jose State	W, 5-2
3/3\$	vs. Middle Tennessee State	L, 4-5 (9)
3/3\$	vs. Winthrop	L, 4-8
3/9^	vs. Toledo	W, 4-0
3/9^	vs. BYU	L, 3-5
3/10^	vs. BYU	L, 2-8
3/10^	at Fresno State	L, 2-7
3/11^	vs. Colorado State	L, 3-5
3/13	at Fresno State	L, 1-4
3/13	at Fresno State	L, 2-3
3/14	at UC Davis	W, 5-0
3/14	at UC Davis	L, 1-3
3/15	at Saint Mary's	W, 10-3
3/16&	vs. Pittsburgh	W, 8-0
3/16&	vs. Colorado State	W, 7-2
3/17&	vs. Santa Clara	W, 10-0
3/17&	vs. Georgia Southern	W, 4-2
3/18&	vs. Idaho State	W, 8-0
3/23%	vs. Youngstown State	W, 1-0

YEAR-BY-YEAR RESULTS



3/23%	at Miami (Ohio)	T, 3-3
3/24%	vs. Toledo	W, 4-1
3/24%	vs. Michigan State	W, 7-3
3/25%	vs. Toledo	W, 9-0
3/30	Illinois	W, 8-1
3/31	Illinois	L, 0-8
4/1	Iowa	L, 1-6
4/1	Iowa	L, 3-4 (9)
4/3	Butler	W, 6-0
4/6	#8 Northwestern	L, 1-2
4/10	at Miami (Ohio)	W, 4-2 (8)
4/10	at Miami (Ohio)	W, 13-0
4/13	at Minnesota	W, 4-3 (9)
4/14	at Minnesota	W, 11-4
4/15	at Wisconsin	W, 4-3
4/15	at Wisconsin	L, 5-6
4/17	at IUPUI	W, 6-0
4/17	at IUPUI	W, 16-4
4/18	at Valparaiso	L, 11-12
4/20	#9 Michigan	L, 1-5
4/21	#9 Michigan	L, 3-7
4/22	Michigan State	W, 4-3
4/22	Michigan State	W, 8-6
4/27	at Ohio State	L, 5-7
4/28	at Ohio State	L, 0-8
4/29	at Penn State	W, 1-0
4/29	at Penn State	W, 2-1
5/5	Indiana	W, 8-0
5/6	at Indiana	W, 11-0
5/11*	vs. Iowa	W, 4-1
5/11*	at Ohio State	L, 1-10

- ! - Bulldog Round Robin (Starkville, Miss.)
- @ - Ragin' Cajun Classic (Lafayette, La.)
- # - Golden Panther Invitational (Miami, Fla.)
- \$ - Buzz Classic (Woodstock, Ga.)
- ^ - Bulldog Classic (Fresno, Calif.)
- & - Capitol Classic (Sacramento, Calif.)
- % - Miami Invitational (Oxford, Ohio)
- * - Big Ten Tournament (Columbus, Ohio)

2008

35-23 (9-9 Big Ten, 5th) (.603 overall)

Kim Maher, head coach

Date	Opponent	Score
2/8!	vs. Jacksonville State	W, 5-4
2/8!	at #4 Alabama	L, 0-8
2/9!	vs. South Alabama	W, 7-6 (8)
2/9!	at #4 Alabama	L, 0-11
2/15@	vs. Centenary College	W, 8-7
2/15@	at #7 Baylor	W, 6-5 (8)
2/17@	vs. Syracuse	W, 10-0
2/17@	vs. Centenary College	W, 8-0
2/23#	at East Carolina	W, 3-2 (8)
2/24#	vs. Syracuse	W, 6-2
2/24#	vs. Appalachian State	W, 10-7
2/29\$	vs. UC Davis	W, 9-0
2/29\$	at Cal State Fullerton	L, 0-5
3/1\$	vs. Pacific	L, 2-3
3/1\$	vs. #10 Stanford	L, 0-6
3/2\$	vs. Loyola (Chicago)	W, 4-0

3/7^	vs. UT Chattanooga	W, 3-0
3/7^	vs. Missouri	L, 4-9
3/8^	vs. Villanova	W, 11-3
3/8^	vs. Central Michigan	W, 3-0
3/9^	vs. Long Island	W, 6-4
3/11	at Jacksonville	W, 8-3
3/11	at Jacksonville	W, 3-1
3/14&	vs. USF	L, 1-2
3/15&	vs. #10 LSU	L, 0-4
3/16&	vs. Fordham	W, 3-2
3/16&	vs. Oklahoma State	W, 2-1 (8)
3/26	at Butler	W, 5-3
3/26	at Butler	W, 7-0
3/28	Penn State	W, 5-4
3/29	Penn State	W, 4-1
3/30	#6 Michigan	L, 0-8
3/30	#6 Michigan	L, 0-3
4/2	IUPUI	W, 6-1
4/2	IUPUI	W, 10-0
4/4	at Wisconsin	W, 5-2
4/5	at Wisconsin	W, 4-3
4/13	Ohio State	L, 4-7
4/13	Ohio State	W, 3-1
4/15	Valparaiso	W, 3-0
4/15	Valparaiso	L, 1-4
4/16	at Ball State	L, 3-7
4/18	at Michigan State	L, 1-2
4/19	at Michigan State	W, 9-0
4/20	at #13 Northwestern	L, 2-10
4/20	at #13 Northwestern	L, 0-8
4/22	Notre Dame	W, 1-0
4/22	Notre Dame	L, 1-3
4/25	#25 Iowa	L, 2-3
4/26	#25 Iowa	L, 5-8
4/27	Illinois	W, 6-5
4/27	Illinois	L, 2-9
5/3	at Indiana	W, 2-1
5/4	Indiana	W, 8-3
5/9*	vs. Minnesota	L, 4-5
5/16%	vs. #20 Nevada	L, 1-4
5/17%	vs. Cal State Fullerton	W, 4-3
5/18%	vs. #20 Nevada	L, 1-2

- ! - Hampton Inn Bama Bash (Tuscaloosa, Ala.)
- @ - Getteman Classic (Waco, Texas)
- # - Pirate Classic (Greenville, N.C.)
- \$ - Worth Invitational (Fullerton, Calif.)
- ^ - Adidas Invitational (Clearwater, Fla.)
- & - USF Under Armour Classic (Clearwater, Fla.)
- * - Big Ten Tournament (Evanston, Ill.)
- % - NCAA Regionals (Los Angeles, Calif.)

2009

31-20 (12-8 Big Ten, 6th) (.608 overall)

Kim Maher, head coach

Date	Opponent	Score
2/7!	at #4 UCLA	W, 2-1
2/8!	vs. Pacific	W, 8-1
2/13@	vs. Miami (Ohio)	W, 2-0
2/13@	vs. Mississippi State	L, 3-4
2/14@	vs. Appalachian State	L, 2-3

2/15@	vs. Appalachian State	W, 4-1
2/15@	at Florida State	L, 0-8
2/21#	vs. Middle Tennessee	L, 4-11
2/21#	vs. Austin Peay	W, 6-4
2/22#	vs. Winthrop	W, 2-0
2/22#	at Auburn	W, 3-1
3/6\$	vs. Bowling Green	L, 5-6 (8)
3/6\$	vs. Georgia Tech	W, 4-2
3/7\$	vs. Indiana State	W, 1-0
3/7\$	vs. Jacksonville State	W, 4-3 (8)
3/8\$	vs. Boston College	W, 10-0
3/14%	vs. #18 Texas A&M	W, 3-1
3/14%	vs. Rutgers	L, 7-9
3/15%	vs. Liberty	L, 2-4
3/15%	vs. Bethune-Cookman	L, 2-3 (8)
3/16	at Florida Atlantic	W, 3-2
3/16	at Florida Atlantic	W, 4-3 (8)
3/21	Wisconsin	W, 5-0
3/22	Wisconsin	W, 6-0
3/26	at Bowling Green	W, 17-2
3/26	at Bowling Green	L, 7-8
3/28	Minnesota	L, 4-6
3/29	Minnesota	W, 2-1
4/4	at #10 Michigan	L, 1-3
4/4	at #10 Michigan	L, 3-4 (9)
4/9	at Michigan State	W, 12-0
4/9	at Michigan State	W, 8-3
4/11	Iowa	L, 0-3
4/12	Iowa	L, 0-4
4/15	Ball State	W, 7-1
4/16	at Valparaiso	W, 7-1
4/16	at Valparaiso	L, 2-3
4/18	#10 Northwestern	W, 2-0
4/18	#10 Northwestern	L, 8-10
4/22	at #14 Ohio State	W, 3-2
4/22	at #14 Ohio State	L, 1-4
4/25	at Penn State	W, 2-0
4/26	at Penn State	W, 3-2
4/29	Illinois	W, 4-1
4/29	Illinois	L, 6-10
5/9	at Indiana	W, 2-1 (8)
5/9	at Indiana	W, 8-7 (8)
5/15*	at #19 Louisville	L, 1-4
5/16*	vs. UT Martin	W, 6-2
5/16*	at #19 Louisville	W, 5-4
5/17*	vs. #6 Arizona	L, 2-4

- ! - Stacy Winsberg Memorial Classic (Los Angeles)
- @ - Sunshine Classic (Tallahassee, Fla.)
- # - Auburn War Eagle Classic (Auburn, Ala.)
- \$ - Buzz Classic (Woodstock, Ga.)
- % - Florida Atlantic Tournament (Boca Raton, Fla.)
- * - NCAA Regionals (Louisville, Ky.)

2010

27-27 (8-10 Big Ten, 6th) (.500 overall)

Kim Maher, head coach

Date	Opponent	Score
2/12!	vs. San Diego State	L, 6-7 (10)
2/12!	vs. #6 Arizona	L, 0-10
2/13!	vs. Portland State	L, 2-3



2/13!	vs. Cal State Northridge	L, 2-3
2/14!	vs. North Dakota State	W, 5-3
2/19@	vs. Iowa State	L, 2-3 (8)
2/19@	vs. #20 Texas	L, 5-6
2/20@	vs. UTSA	W, 3-2
2/20@	at Houston	W, 4-3
2/21@	vs. #16 Louisiana-Lafayette	L, 6-7
2/26#	at #15 Louisville	L, 5-6
2/26#	vs. Saint Louis	W, 12-11
2/27#	vs. Northern Illinois	W, 9-1
2/28#	vs. Northern Illinois	W, 2-1
3/12\$	vs. UNLV	L, 3-7
3/12\$	at Long Beach State	L, 4-8
3/13\$	vs. San Diego	W, 6-5
3/13\$	vs. Buffalo	W, 9-2
3/14\$	vs. Notre Dame	L, 0-3
3/17%	vs. New Mexico	W, 12-4
3/17%	at Cal State Fullerton	W, 10-4
3/18%	vs UNLV	L 4-9
3/18%	vs. Utah	L, 2-4
3/19%	vs. #24 Louisville	L, 0-3
3/20%	vs. #23 Louisiana-Lafayette	W, 14-7
3/21%	vs. #7 Arizona State	L, 4-6
3/21%	vs. #1 Washington	L, 4-12
3/24	Miami	W, 6-4
3/27	at Northwestern	L, 3-4
3/28	at Northwestern	L, 7-9
3/31	IUPUI	W, 2-0
3/31	IUPUI	W, 6-0
4/1	Butler	W, 1-0
4/1	Butler	L, 0-3
4/3	Penn State	W, 5-0
4/4	Penn State	L, 1-2 (8)
4/10	at Iowa	L, 0-1
4/11	at Iowa	W, 2-0
4/15	Valparaiso	W, 5-3
4/15	Valparaiso	W, 9-0
4/17	at Wisconsin	L, 0-3
4/18	at Wisconsin	W, 5-1
4/21	at Ball State	W, 6-4 (8)
4/21	at Ball State	W, 7-0
4/24	#2 Michigan	L, 1-5
4/25	#2 Michigan	L, 3-12
4/28	Michigan State	W 2-0
4/28	Michigan State	W 10-2
5/1	at Minnesota	W, 7-0
5/2	at Minnesota	W, 11-2
5/8	Indiana	L, 2-3
5/9	Indiana	W, 5-0
5/12	at #18 Illinois	L, 0-5
5/12	at #18 Illinois	L, 0-8

! - ASU Kajikawa Classic (Tempe, Ariz.)
 @ - Marriott Houston Classic (Houston, Texas)
 # - Cardinal Classic (Louisville, Ky.)
 \$ - Long Beach State Invitational (Lakewood, Calif.)
 % - Fullerton Judi Garman Classic (Fullerton, Calif.)

2011
30-18-2 (8-9-1 Big Ten, 5th) (.620 overall)
Kim Maher, head coach

Date	Opponent	Score
2/12!	vs. Louisiana Tech	W, 7-3
2/12!	at #19 LSU	L, 3-5
2/13!	vs. Bowling Green	W, 2-0
2/13!	at #19 LSU	L, 2-6
2/19@	at Texas State	W, 1-0
2/19@	vs. Iowa State	L, 5-8
2/20@	vs. Iowa State	W, 11-2
2/20@	at Texas State	W, 9-0
2/26#	vs. Georgia State	W, 5-4 (8)
2/26#	vs. Tennessee State	W, 8-0
2/27#	vs. Mississippi State	W, 5-0
2/27#	vs. Mercer	W, 7-4
3/5%	vs. Wright State	W, 9-1
3/6%	vs. Kentucky	L, 0-3
3/6%	at Southern Illinois	W, 11-1
3/11^	vs. Buffalo	W, 11-1
3/11^	vs. Rutgers	W, 6-5
3/12^	vs. Middle Tennessee State	W, 5-4
3/12^	vs. Hofstra	L, 2-7
3/14^	at Florida Atlantic	L, 3-4
3/14^	at Florida Atlantic	L, 0-1
3/16^	vs. Buffalo	W, 6-1
3/16^	at Florida Gulf Coast	W, 3-2 (8)
3/26\$	at Miami (Oh)	W, 6-3
3/26\$	vs. Toledo	W, 1-0
3/27\$	vs. Ball State	W, 3-1
3/31	at Notre Dame	L, 5-7
4/2	Iowa	W, 12-1
4/3	Iowa	W, 3-0
4/6	at IUPUI	W, 11-1
4/6	at IUPUI	W, 18-5
4/7	at Valparaiso	W, 8-2
4/7	at Valparaiso	T, 4-4
4/9	at #4 Michigan	L, 1-13
4/10	at #4 Michigan	L, 0-10
4/13	Illinois	L, 3-9
4/13	Illinois	W, 11-6
4/14	at Loyola	L, 3-4 (11)
4/16	at Ohio State	W, 7-0
4/17	at Ohio State	W, 10-8
4/23	Minnesota	L, 2-3
4/23	Minnesota	W, 3-2
4/30	at Penn State	L, 5-8
5/1	at Penn State	T, 0-0 (8)
5/7	Wisconsin	L, 1-4
5/8	Wisconsin	W, 4-3 (9)
5/11	at Michigan State	W, 5-0
5/11	at Michigan State	L, 2-3
5/13	at Indiana	L, 1-2
5/14	at Indiana	L, 0-4

! - Wilson/DeMarini LSU Tiger Classic (Baton Rouge, La.)
 @ - Century Link Classic (San Marcos, Texas)
 # - Phyllis Rafter Memorial Tournament (Kennesaw, Ga.)
 % - SIU Coach B Classic (Carbondale, Ill.)
 ^ - FAU Tournament (Boca Raton, Fla.)
 \$ - Miami Invitational (Oxford, Ohio)

STREAKS AND STRINGS

A Look Into the Boilermaker Records

Oldest series: vs. Canisius College

Began: March 5, 1994

Last Played: March 17, 2000

Most played series: 43 games vs. Iowa

April 1, 1995 to April 11, 2010

Most wins vs. a single opponent: 23

vs. Wisconsin; Michigan State

Longest current win streak: 19 vs. IUPUI,

April 20, 1999 to April 6, 2011

Longest win streak in a season: 12 games

from March 15 to March 28, 2003

Longest Big Ten win streak: 6 games

from April 29, 2007 to March 29, 2008

Most Extra-Inning Games vs opponent: 4

vs. Minnesota (9, 9, 10, and 16)



FIELD FACTS & FEATURES

DEVELOPED: 1994

SEASONS: *Entering 16th competitive season*

HOME RECORD: 157-117 (.573)

SITE OF: 1996-2003 Boilermaker Invitational
1996-2005 Fall Classic

DIMENSIONS: 200 feet down the lines, 220 to center

- Batting cages, press box, bullpens, full scoreboard
- Dugouts with individual lockers for each player
- 1,000-seat grandstand behind home plate
- Built-in drainage and sprinkler system
- New sod laid in summer of 2004
- Received the 1997 National Fastpitch Coaches Association/Turfage Grounds Crew Maintenance Award for national field of the year.





WE OWN THAT SPLIT-SECOND.

YOU SPEND HOURS IN THE CAGE. YOU PRACTICE EVERYDAY.
YOU TRAIN YEAR 'ROUND. AND WHEN THE GAME IS ON THE LINE,
YOU HAVE A SPLIT-SECOND TO MAKE ALL THAT TIME WORTH IT.



PROUD OFFICIAL SPONSOR OF PURDUE UNIVERSITY SOFTBALL

EASTONSOFTBALL.COM

RADIO/TELEVISION ROSTER



1 Gabi Brown
Fr., OF, L/R



2 Lexy Moore
Fr., P, L/R



3 Alicia Wilson
Fr., INF, R/R



4 Molly Garst
Sr., INF, L/R



5 Lauren Grant
So., INF, L/L



6 Erika Petruzzi
Jr., P/OF, L/L



8 Ali Conger
Fr., P, R/R



9 Alyssa Koorsen
Fr., INF, L/R



10 Lindsey Rains
So., OF, L/L



12 Kristin Morgan
So., C, R/L



13 Ashley Burkhardt
Fr., INF, L/R



14 Maia Monchek
Jr., OF, L/R




15 Andie Varsho
So., OF, L/R



20 Ashley Courtney
Jr., INF, R/R



21 Alex Whittemore
Fr., P, R/R



22 Tori Chiodo
So., INF, L/R



23 Katie Hackney
Sr., P, R/R



24 MaryBeth Pavlick
So., C, R/R



25 Danielle Fletcher
So., C, R/R



Kim Maher
Head Coach
7th year



Monica Tantlinger
Asst. Coach
3rd year



Diane Stephenson
Asst. Coach
2nd year