

2007-08 Purdue Schedule

NOVEMBER

Nov. 15	Bethune-Cookman (BTN)	W, 66-40
Nov. 20	Lipscomb (BTN.com)	W, 66-62
Nov. 24	Loyola-Chicago (BTN)	W, 84-53
Nov. 27	< at No. 18 Clemson (ESPN2)	L, 61-58

DECEMBER

Dec. 1	Indiana State (BTN)	W, 71-60
Dec. 5	Ball State (BTN)	W, 70-57
Dec. 8	at Missouri (ESPN2)	L, 73-63
Dec. 15	^ vs. No. 20 Louisville (CBS)	W, 67-59
Dec. 17	+ Texas Southern (ESPNU)	W, 76-56
Dec. 19	+ Wofford (ESPNU)	L, 69-66
Dec. 22	> vs. Iowa State	L, 83-80
Dec. 23	> vs. Missouri State	W, 72-70
Dec. 29	Florida Int. (ESPN360)	W, 59-44

JANUARY

Jan. 5	* Michigan (ESPN)	W, 65-58
Jan. 8	* at No. 6 Michigan St. (BTN)	L, 78-75
Jan. 12	* Ohio State (BTN)	W, 75-68
Jan. 16	* at Iowa (BTN)	W, 67-62
Jan. 19	* Illinois (ESPN)	W, 74-67
Jan. 23	* at Penn State (BTN)	W, 64-42
Jan. 26	* No. 11 Wisconsin (ESPN)	W, 60-56
Jan. 30	* Iowa (BTN)	W, 51-50

FEBRUARY

Feb. 2	* at Illinois (BTN)	W, 83-75
Feb. 5	* Penn State (BTN)	W, 67-53
Feb. 9	* at No. 8 Wisconsin (BTN)	W, 72-67
Feb. 12	* No. 10 Michigan St. (ESPN)	W, 60-54
Feb. 16	* at Northwestern (BTN)	W, 71-56
Feb. 19	* at No. 13 Indiana (ESPN)	7 p.m.
Feb. 27	* Minnesota (BTN)	9 p.m.

MARCH

March 1	* Northwestern (BTN)	2 p.m.
March 4	* at Ohio State (ESPN)	7 p.m.
March 8 or 9	* at Michigan (TBA)	TBA
March 13-16	% Big Ten Tournament	TBA

All times are Eastern / < ACC/Big Ten Challenge, Clemson, S.C. / ^ John Wooden Tradition, Indianapolis, Ind. / + Las Vegas Classic, West Lafayette, Ind. / > Las Vegas Classic, Las Vegas, Nev. / * Big Ten Conference game / % Big Ten Tournament, Indianapolis, Ind. / BTN = Big Ten Network / TBA = To be announced

The Boilermakers' Weekly Itinerary

Sunday, Feb. 17	Practice	TBA
Monday, Feb. 18	Depart for Bloomington	TBA
Tuesday, Feb. 19	Indiana Game	7 p.m. ET
Wednesday, Feb. 20	No practice	Day off
Thursday, Feb. 21	Practice	4 to 7 p.m. ET
Friday, Feb. 22	Practice	1 to 4 p.m. ET

PURDUE

2007-08 Boilermaker Basketball Game Notes

Game No. 27 - at 13/12 Indiana Hoosiers

► No. 19/23 Purdue vs. No. 13/12 Indiana ◀

- ▶ **Time:** 7 p.m. ET
- ▶ **Date:** February 19
- ▶ **Arena:** Assembly Hall (17,357)
- ▶ **Location:** Bloomington, Ind.
- ▶ **Television:** ESPN will air the game nationally. Brent Musburger (play-by-play) and Steve Lavin (analyst) call the action. Erin Andrews is the sideline reporter. Bart Fox is the producer.
- ▶ **Radio:** The Boilermaker Sports Network (Flagship - WSHP, 95.7 FM, XM Radio 196) Larry "The Cliz" Clisby (play-by-play) and Elliot Bloom (analyst) call the action. Rob Blackman handles the pregame show, and Wes Scott engineers.
- ▶ **Internet:** All games can be heard on sports.yahoo.com.
- ▶ **Tickets:** Sold out.
- ▶ **Records:** Purdue 21-5, 12-1 Indiana 21-4, 10-2
- ▶ **Rankings:** Purdue is ranked No. 19 in the Feb. 11 AP Poll and No. 23 in the USA Today Coaches Poll. Indiana is ranked No. 13 in the AP Poll and No. 12 in the USA Today Coaches Poll.
- ▶ **Series:** This is the 191st meeting between the two teams. Purdue leads the series, 107-83. More information on the previous meetings can be found on Page No. 5.
- ▶ **Coaches:** Purdue - Matt Painter (Purdue `94) is 52-36 in his third year at Purdue and 77-41 in his fourth season overall as a head coach.
Indiana - Kelvin Sampson (Pembroke State `78) is 42-15 in his second season at Indiana and 497-272 in his 25th season overall as a collegiate head coach.
- ▶ **Web Sites:** Indiana - iuhoosiers.com Purdue - purduesports.com

Today's Matchup

No. 19 Purdue Travels To No. 13 Indiana On Tuesday

Big Ten leader and 19th-ranked Purdue travels to No. 13 Indiana on Tuesday, Feb. 19, to face the Hoosiers at 7 p.m ET on ESPN in front of a national audience.

The Boilermakers are coming off a 71-56 win at Northwestern on Saturday. Purdue has won its last 11 games and 14 of its last 15 overall. The Boilermakers are 5-3 on the road and 5-1 in road Big Ten games.

The Hoosiers are coming off an 80-61 blowout over No. 9 Michigan State on Saturday in Bloomington. Indiana is 21-4 overall and 5-1 in home Big Ten games.

This will be the only regular-season meeting between the two teams.

2007-08 Big Ten Standings

Team	Big Ten		Overall		Pct.	
	W	L	W	L		
Purdue	12	1	.923	21	5	.808
Wisconsin	11	2	.846	21	4	.840
Indiana	10	2	.833	21	4	.840
Michigan State	8	4	.667	20	5	.800
Ohio State	8	5	.615	17	9	.654
Minnesota	5	7	.417	15	9	.625
Penn State	4	8	.333	12	12	.500
Iowa	4	9	.308	11	15	.423
Michigan	4	9	.308	8	17	.320
Illinois	3	10	.231	11	15	.423
Northwestern	0	12	.000	7	16	.304

Standings include games played through Feb. 17.

Big Ten Schedule

February 19, 2008

Purdue at Indiana	7 ET
Northwestern at Iowa	9 ET

February 20, 2008

Penn State at Michigan State	7 ET
Wisconsin at Illinois	9 ET

February 21, 2008

Michigan at Minnesota	9 ET
-----------------------	------

February 23, 2008

Indiana at Northwestern	8 ET
Illinois at Michigan	4 ET
Iowa at Michigan State	2 ET

February 24, 2008

Wisconsin at Ohio State	4 ET
Penn State at Minnesota	2 ET

February 26, 2008

Ohio State at Indiana	7 ET
Northwestern at Michigan	9 ET

February 27, 2008

Iowa at Penn State	7 ET
Minnesota at Purdue	9 ET

February 28, 2008

Michigan State at Wisconsin	9 ET
-----------------------------	------

March 1, 2008

Michigan at Penn State	8 ET
Northwestern at Purdue	2 ET
Ohio State at Minnesota	4 ET
Illinois at Iowa	6 ET

March 2, 2008

Indiana at Michigan State	2ET
---------------------------	-----

A Purdue Win Would ...

- ▶ Be Purdue's 12th win in a row and 15th in its last 16 outings.
- ▶ Give Purdue a 13-1 Big Ten record for the first time since the 1987-88 season.
- ▶ Give the Boilermakers a 22-5 start, its best since starting 22-5 during the 1997-98 season.
- ▶ Be Purdue's sixth-straight Big Ten win on the road, giving the Boilermakers six-consecutive conference road wins for the first time in school history.

- ▶ Improve Purdue to 8-4 in games away from Mackey Arena.

- ▶ Make Purdue 8-3 in their last 11 Big Ten road games.

- ▶ Give the Boilermakers 27 wins in their last 34 games, dating back to last season.

- ▶ Give the Boilermakers a 44-17 record over the last two seasons.

- ▶ Improve Purdue to 108-83 against Indiana in the all-time series.

- ▶ Make the Boilermakers 36-59 against Indiana in Bloomington.

- ▶ Give Purdue its second-consecutive win against the Hoosiers.

- ▶ Improve Purdue to 4-6 in its last 10 games against Indiana.

- ▶ Give Purdue a 3-7 record in its last 10 games in Bloomington.

- ▶ Improve Matt Painter's career coaching record to 78-41 overall and 53-36 at Purdue.

- ▶ Improve Purdue's all-time record to 1,553-903.

Purdue As Of Late

Below are some notes on the Boilermakers and their start to the Big Ten season.

- ▶ Purdue has won its last 11-straight conference games and 14 of its last 15 games overall.

- ▶ The Boilermakers' last 12-1 conference start was during the 1987-88 season. That season, the Boilermakers finished the conference season with a 16-2 record.

- ▶ Purdue has won five-straight conference road games (Iowa, Penn State, Illinois, Wisconsin and Northwestern) for the first time since the 1995-96 season.

- ▶ Purdue is 7-0 in home conference games.

- ▶ Purdue's win at No. 8 Wisconsin on Feb. 9 was its first road win over a top-10 ranked team since defeating No. 10 Michigan State, 99-96, in overtime on March 1, 1998, in East Lansing.

Boilermaker Breakdown

No.	Name	Cl.	Pos.	Ht.	Wt.	Note
2	Chad Sutor	Fr.	F	6-7	206	▶ Walk-on who adds size to frontline
3	Chris Kramer ^	So.	G	6-3	210	▶ Racked up a team-high 52 steals
4	Robbie Hummel ^	Fr.	G/F	6-8	208	▶ Leads team in rebounding and assists
5	Keaton Grant ^	So.	G	6-4	207	▶ Scored 15 points at Northwestern
11	Bobby Riddell	Jr.	G	5-9	163	▶ Former walk-on awarded a scholarship
12	Tarrance Crump	R-Sr.	G	6-1	176	▶ Scored 11 points off the bench at Illinois
14	Scott Martin	Fr.	G/F	6-8	200	▶ Back after a sprained ankle
20	Marcus Green	Jr.	G	6-4	229	▶ Pulled down seven rebounds at Northwestern
21	Nemanja Calasan ^	Jr.	F	6-9	243	▶ Has started last nine games in the middle
25	JaJuan Johnson	Fr.	F/C	6-10	210	▶ Leads team with 29 blocked shots
33	E'Twaun Moore ^	Fr.	G	6-3	180	▶ Scored career-high 28 at Northwestern
55	Chris Reid	Jr.	F	6-9	251	▶ Junior college post player

^ probable starter

Indiana Hoosiers (21-4, 10-2)

No.	Name	Ht.	Wt.	Pos.	Cl.	Hometown (Previous School)
1	Armon Bassett ^	6-1	176	G	So.	Terre Haute, Ind./Hargrave Va. Military Academy
2	DeAndre Thomas	6-8	295	F	Jr.	Chicago, Ill./Westinghouse/Chipola JC
3	D.J. White ^	6-9	251	F	Sr.	Tuscaloosa, Ala./Hillcrest
4	Brett Finkelmeier	6-2	180	G	Fr.	Carmel, Ind./Carmel
5	Jordan Crawford	6-4	195	G	Fr.	Detroit, Mich./Communication and Media Arts
13	Jamarcus Ellis ^	6-5	200	G/F	Jr.	Chicago, Ill./Westinghouse/Chipola JC
22	Lance Stemler	6-8	210	F	Sr.	Columbia, Ill./Gibault/Southwestern Illinois CC
23	Eric Gordon ^	6-4	215	G	Fr.	Indianapolis, Ind./North Central
24	Brandon McGee	6-7	220	F	Fr.	Chicago, Ill./Crane
30	Mike White	6-6	232	F	Sr.	Springhill, La./Springhill/Lee College
32	Eli Holman	6-9	210	C	Fr.	Richmond, Cal./Richmond
34	Adam Ahlfeld	6-0	193	G	Sr.	Indianapolis, Ind./North Central
44	Kyle Taber ^	6-7	226	F	Jr.	Evansville, Ind./Evansville Central

^ probable starter

► The Boilermakers are 3-1 against ranked teams during Big Ten games. They lost at No. 6 Michigan State, 78-75, knocked off No. 11 Wisconsin at home, 60-56, and won at No. 8 Wisconsin, 72-67. On Feb. 12, the Boilermakers defeated No. 10 Michigan State, 60-54, in Mackey Arena.

► Purdue's three wins over ranked teams came against squads ranked in the top 11 of the AP Poll.

► The Boilermakers' lone conference loss was at No. 6 Michigan State on Jan. 8. In that three-point loss, Purdue played without freshman Robbie Hummel.

► Purdue has swept the season series against Illinois, Iowa, Penn State and Wisconsin.



Purdue's 11-Game Win Streak

► It's Purdue's first 11-game win streak since the 1995-96 season. That year, the Boilermakers won 10 games in a row and later, 11 games in a row.



► It's Purdue's fifth winning streak of 10 or more games in the last 20 years.

► The Boilermakers current 11-game streak is the third longest in the last 20 years. They won 14 in a row in 1993-94 and 16 in a row in 1987-88.

Team Statistical Comparison

Category		
Overall Record	21-5	21-4
Conference Record	12-1	10-2
Points Per Game	68.5	76.2
Opp. Points Per Game	60.5	62.6
Rebounds Per Game	32.7	38.0
Field Goal Pct.	.429	.475
Opp. Field Goal Pct.	.431	.403
3-Point Pct.	.361	.367
Opp. 3-Point Pct.	.342	.337
Free Throw Pct.	.719	.757
Assists Per Game	13.4	13.7
Turnovers Per Game	13.2	13.5
Blocked Shots Per Game	4.5	3.9
Steals Per Game	8.1	7.2

Individual Leaders

Category		
Scoring	Moore 11.9	Gordon 21.7
Reb.	Hummel 5.9	White 10.2
Assists	Hummel 2.8	Ellis 4.0
Steals	Kramer 2.1	Ellis 1.5
Blocks	Johnson 1.1	White 1.8
Minutes	Moore 29.0	Gordon 33.8

Coaching Comparison

Category	Painter	Sampson
Seasons Overall	4	25
Career Record	77-41	497-272
20-Win Seasons	3	19
NCAA Tournament App.	2	16
Record vs. Opponent	1-3	4-3
Seasons (Present School)	3	2
Record (Present School)	52-36	42-15

The National Polls

ESPN/ USA Today*	Associated Press*
1. Memphis	1. Memphis
2. Duke	2. Duke
3. Kansas	3. Kansas
4. Tennessee	4. Tennessee
5. North Carolina	5. North Carolina
6. UCLA	6. UCLA
7. Stanford	7. Stanford
8. Georgetown	8. Georgetown
9. Michigan State	9. Butler
10. Butler	10. Michigan State
11. Texas	11. Texas
12. Indiana	12. Xavier
13. Xavier	13. Indiana
14. Wisconsin	14. Drake
15. Drake	15. Wisconsin
16. Texas A&M	16. Texas A&M
17. Connecticut	17. Connecticut
18. Notre Dame	18. Kansas State
19. Vanderbilt	19. Purdue
20. Washington State	20. Notre Dame
21. St. Mary's	21. Washington State
22. Kansas State	22. Pittsburgh
23. Purdue	23. Louisville
24. Pittsburgh	24. Vanderbilt
25. Marquette	25. St. Mary's
Unranked Purdue opponents receiving votes	
26. Louisville	33. Clemson

* Polls as of 2/11/08

Purdue In The Rankings

	AP	ESPN/USA Today
Nov. 5	-	-
Nov. 12	-	-
Nov. 19	-	-
Nov. 26	-	-
Dec. 3	-	-
Dec. 10	-	-
Dec. 17	(41)	-
Dec. 24	-	-
Dec. 31	-	-
Jan. 7	-	-
Jan. 14	-	-
Jan. 21	-	-
Jan. 28	(33)	(37)
Feb. 4	24	(27)
Feb. 11	19	23
Feb. 18		
Feb. 25		

Purdue vs. Ranked Foes In 2007-08

Against Top-25 teams	4-2
at Home	2-0
on Road/Neutral	2-2
Against Top-10 teams	2-1

Individual Player Career Superlatives

Games In Double Figures Scoring

Keaton Grant	17
E'Twaun Moore	17
Robbie Hummel	15
Chris Kramer	12
Marcus Green	10
Scott Martin	10
Tarrance Crump	9
Nemanja Calasan	6
JaJuan Johnson	4
Bobby Riddell	1

Games With More Than 20 Points

Keaton Grant	2
Marcus Green	2
Robbie Hummel	2
E'Twaun Moore	2
Tarrance Crump	1

Games With More Than 10 Rebounds

Robbie Hummel	3
Marcus Green	1

Double-Doubles

Robbie Hummel	3
---------------------	---

Led Team In Scoring

Robbie Hummel	6
E'Twaun Moore	6
Keaton Grant	5
Scott Martin	4
Marcus Green	3
Chris Kramer	3
Nemanja Calasan	1
JaJuan Johnson	1

Led Team In Rebounding

Robbie Hummel	12
Marcus Green	7
E'Twaun Moore	6
Keaton Grant	4
Scott Martin	3
JaJuan Johnson	2
Nemanja Calasan	1
Chris Kramer	1

Top Performance Lists From 2007-08

Points

28, E'Twaun Moore at Northwestern, 2-16-08
24, Robbie Hummel vs. Michigan St., 2-12-08
24, E'Twaun Moore at Illinois, 2-2-08
22, Keaton Grant vs. Illinois, 1-19-08
22, Keaton Grant at Iowa, 1-16-08
22, Marcus Green vs. Ohio State, 1-12-08

Rebounds

12, Robbie Hummel vs. Missouri State, 12-23-07
11, Robbie Hummel vs. Michigan St., 2-12-08
11, Robbie Hummel at Penn State, 1-23-08
10, Marcus Green vs. T. Southern, 12-17-07

Assists

8, Chris Kramer at Northwestern, 2-16-08
7, Robbie Hummel, vs. Ball State, 12-5-07
6, E'Twaun Moore vs. Michigan, 1-5-08
6, Keaton Grant vs. Ohio State, 1-12-08

Northwestern Game Recap

E'Twaun Moore scored a season-high 28 points and No. 19 Purdue beat Northwestern 71-56 for its 11th straight victory.

Keaton Grant added 15 points for the Boilermakers, who matched their longest winning streak in 12 years and earned their 14th victory in 15 games.

The Big Ten leaders built a 10-point lead early in the second half, only to see Northwestern respond with 12-straight points to grab a 50-48 lead on Kevin Coble's three-pointer with 9:45 left.

That brought the crowd to its feet, but Purdue doused the celebration with a 14-0 run that put it back ahead, 62-50. Northwestern, meanwhile, converted just one field goal the rest of the way as the Boilermakers used a smaller lineup.

Scott Martin's layup started the run and tied it at 50, and Grant hit two three-pointers to give Purdue a six-point lead. Robbie Hummel added two free throws and a layup, and Green's layup with 5:27 left capped the run.

Purdue's next game is at Indiana on Tuesday, and a large contingent of Boilermaker fans chanted "Beat IU! Beat IU!" in the closing seconds.

Moore, who averaged 15.8 points over the previous four games, was 10-of-15 from the field, including 4-of-8 from three-point range.

Head coach Matt Painter wanted Moore to get the ball for Purdue as soon as he became the Boilermakers' coach as soon as he was hired. His first recruiting trip was to East Chicago High School in Indiana to see Moore.

Grant also had a good day for Purdue, which is on its longest streak since winning 11 straight late in the 1995-96 season. He was 3-of-6 on three-pointers, and the Boilermakers were 9-of-23 overall from the outside while going 26-for-45 from the field. They also owned a 34-19 rebounding edge.

Hummel finished with nine points after scoring a career-high 24 and grabbing 11 rebounds in Tuesday's 60-54 win over No. 10 Michigan State. But he made a big contribution on defense, limiting the Wildcats' second-leading scorer Craig Moore to six points.

Northwestern Game

VISITORS: Purdue 21-5, 12-1

##	Player Name	TOP-FO		3-PT		REBOUNDS		PF	TP	A	BLK	S	MIN	
		FG	FTA	FG	FTA	OP	DE							
21	Calasan, Nemanja..... F	1-2	1-2	0-0	0	1	2	3	0	3	0	0	10	
4	Hummel, Robbie..... F	3-7	1-4	2-2	2	2	4	3	9	5	0	2	27	
3	Kramer, Chris..... G	2-5	0-1	3-3	1	2	3	7	8	3	0	2	34	
13	Moore, E'Twaun..... G	10-15	4-8	4-5	1	5	6	1	28	1	2	1	37	
5	Grant, Keaton..... G	6-9	3-6	0-0	1	6	7	1	15	4	2	1	34	
1	Mccas, Garrett.....	0-0	0-0	0-0	0	0	0	0	0	0	0	0	1	
11	Riddell, Bobby.....	0-0	0-0	0-0	0	0	0	0	0	0	0	0	1	
12	Crump, Tarrance.....	0-0	0-0	0-0	1	0	1	1	0	0	2	0	7	
14	Martin, Scott.....	2-2	0-0	1-1	0	2	2	4	5	2	0	1	16	
2	Butor, Chad.....	0-0	0-0	0-0	0	0	0	0	0	0	0	0	1	
20	Green, Marcus.....	2-5	0-2	0-2	2	5	7	1	4	0	2	0	20	
25	Johnson, Jahman.....	0-0	0-0	0-0	0	1	1	0	0	0	1	1	10	
30	Mohlford, Mark.....	0-0	0-0	0-0	0	0	0	0	0	0	0	0	1	
15	Heig, Chris.....	0-0	0-0	0-0	0	0	0	0	0	0	0	0	1	
TEAM.....								2	2					
Totals.....		26-45	9-23	10-13	8	26	34	17	71	18	16	5	4	200

3-PT. PUR 1st Half: 4-10 40.0% 2nd Half: 5-13 38.5% Game: 57.8% DEATH
 F Throw % 1st Half: 3-3 100% 2nd Half: 7-10 70.0% Game: 76.9% 2

HOME TEAM: Northwestern 7-16, 0-12

##	Player Name	TOP-FO		3-PT		REBOUNDS		PF	TP	A	BLK	S	MIN	
		FG	FTA	FG	FTA	OP	DE							
21	DelJunio, Ivan..... F	3-7	0-0	2-2	0	2	2	2	8	1	3	0	15	
44	Coble, Kevin..... F	6-12	1-4	0-4	2	5	7	3	13	1	0	0	36	
20	Moore, Craig..... G	2-7	2-7	0-0	0	0	0	1	6	5	0	1	34	
12	Thompson, Michael..... G	4-12	2-4	0-0	0	1	1	1	10	3	1	0	37	
12	Williams, Sterling..... G	0-0	0-0	1-2	1	1	2	0	1	0	1	0	9	
1	Okrasnik, Jason.....	1-3	0-1	2-2	1	0	1	2	4	1	0	0	12	
10	Houlihan, Patrick.....	0-0	0-0	0-0	0	0	0	0	0	0	0	0	1	
11	Baran, Nikola.....	2-6	2-6	2-3	1	0	1	2	8	4	1	0	20	
13	Ray, Marlon.....	0-0	0-0	0-0	0	0	0	0	0	0	0	0	1	
2	Jones, Tomjus.....	0-0	0-0	2-2	0	0	0	0	2	0	0	0	1	
23	Nash, Jeremy.....	1-2	0-0	0-0	1	2	4	2	1	0	0	0	28	
25	Walchtor, Jean-Marc.....	0-0	0-0	0-0	0	0	0	0	0	0	0	0	1	
3	Capocci, Mike.....	1-1	0-0	0-1	0	0	0	1	2	1	0	0	5	
TEAM.....								1	2					
Totals.....		20-50	7-22	9-16	7	12	19	16	56	17	6	0	5	200

3-PT. PUR 1st Half: 12-28 42.9% 2nd Half: 8-22 36.4% Game: 40.0% DEATH
 F Throw % 1st Half: 5-13 38.5% 2nd Half: 2-9 22.2% Game: 31.8% REBS
 Northwestern..... 31 28 = 56

Officials: JD Collins, Paul Janssen, Bill Conner
 Technical fouls: Purdue=None, Northwestern=Nash, Jeremy.
 Attendance: 5111
 Score by Periods: 1st 2nd Total
 Purdue..... 35 36 = 71
 Northwestern..... 31 25 = 56

Northwestern Leftovers

Below are some additional notes from Purdue's 71-56 win over Northwestern on Saturday.

▶ Purdue went on a 23-6 run to end the game. Northwestern had a 50-48 lead with 9:45 remaining. The Boilermakers then went on a 14-0 run to capture a 62-50 lead and cruise to the 15-point win.

▶ Saturday was the fourth time the Boilermakers shot more than 50 percent from the field. It was the second-highest field goals percentage in a game behind a 59.6 percent against Loyola-Chicago.

▶ Northwestern had only six turnovers, a season low for Purdue opponents.

▶ Purdue's 18 assists were a season high.

▶ Sophomore Chris Kramer dished out a career-high eight assists.

▶ E'Twaun Moore scored a career-high 28 points. It was also the highest total scored by a Boilermaker this season.

▶ Purdue outrebounded Northwestern 34-19 on the glass. It was the second-largest margin of the season for the Boilermakers. They outrebounded Texas Southern by 26.

Purdue Opponent Season Tracker +

Opponent	Coaches					Strength of		Conference Record/Standing
	Record	AP	Poll	RPI	Sagarin	Schedule		
Bethune-Cookman	10-15	-	-	308	297	334	▶ 4-7, T-7th	
Lipscomb	13-14	-	-	234	226	303	▶ 7-6, 6th	
Loyola-Chicago	9-16	-	-	248	201	141	▶ 5-10, 8th	
Clemson	19-6	(33)	(40)	20	23	24	▶ 7-4, T-3rd	
Indiana State	12-13	-	-	118	136	57	▶ 7-8, T-6th	
Ball State	4-19	-	-	276	251	99	▶ 3-8, T-5th	
Missouri	14-12	-	-	77	48	23	▶ 4-7, T-8th	
Louisville	20-6	23	(26)	15	20	18	▶ 10-3, T-1st	
Texas Southern	6-18	-	-	303	334	262	▶ 5-6, 7th	
Wofford	14-12	-	-	165	184	132	▶ 7-9, T-3rd	
Iowa State	14-12	-	-	125	119	63	▶ 4-7, T-8th	
Missouri State	13-14	-	-	153	124	78	▶ 6-9, 8th	
Florida Int.	8-16	-	-	275	260	143	▶ 5-9, 5th	
Michigan	7-17	-	-	160	157	9	▶ 3-9, 9th	
Michigan State	20-5	10	9	14	16	45	▶ 8-4, T-4th	
Ohio State	17-8	-	-	36	31	35	▶ 8-4, T-4th	
Iowa	11-15	-	-	168	141	58	▶ 4-9, 8th	
Illinois	11-15	-	-	113	74	16	▶ 3-10, 10th	
Wisconsin	21-4	15	14	13	7	38	▶ 11-2, 2nd	
Northwestern	7-16	-	-	212	198	68	▶ 0-12, 11th	
Indiana	21-4	13	12	24	15	76	▶ 10-2, 3rd	
Minnesota	15-9	-	-	110	60	135	▶ 5-7, 6th	
Penn State	12-12	-	-	158	125	87	▶ 4-8, 7th	
Purdue	21-5	19	23	28	30	95	▶ 12-1, 1st	

+ Records and standings based on Feb. 17th
 ^ RPI ratings updated February 17th, 2008
 + Rankings as of February 11th, 2007
 # Sagarin updated February 17th, 2008
 (-) Receiving Votes

The Purdue-Indiana Series

Purdue and Indiana will be meeting for the 191st time. Here are a few notes on the series:

- ▶ Purdue leads the series 107-83.
- ▶ The Boilermakers won the last meeting in the series, an 81-68 win on Feb. 15, 2007 in West Lafayette.
- ▶ Indiana has won five of the last six meetings.
- ▶ The Hoosiers have won seven of the last 10 meetings overall.
- ▶ The Hoosiers have won eight of the last 10 outings in Bloomington.
- ▶ Indiana leads the series 59-35 in Bloomington.
- ▶ Purdue's last win in Bloomington was an 86-81 win on Feb. 9, 1999.
- ▶ Purdue coach Matt Painter is 1-3 against Indiana as a head coach.

▶ The Hoosiers have been ranked while facing Purdue 38 times in series history. The Boilermakers have won 14 of those games. The most recent was an 81-68 win on Feb. 15, 2007, in West Lafayette, when the Hoosiers were ranked 24th.

▶ Purdue has been ranked 27 times when they have faced Indiana. The last time the Boilermakers were ranked in the top 25 was when they were ranked 21st and faced the Hoosiers on Jan. 27, 2004, in Bloomington.

Purdue's Last Win In Bloomington

▶ On Feb. 9, 1999, the Boilermakers earned an 86-81 win in double overtime over the 17th-ranked Hoosiers in Bloomington. Purdue was ranked No. 21.

Both Teams In Top 25 For Tuesday's Matchup

▶ Both teams enter Tuesday's game ranked in the top 25. The last time that occurred was during on Feb. 29, 2000. Fourteenth-ranked Indiana defeated No. 20 Purdue 79-65 in Bloomington.

Coaching Charts

Coaches At Their Alma Mater (32)

Akron	Keith Dambrot `82
Alabama	Mark Gottfried `87
Alabama State	Lewis Jackson `84
Bethune-Cookman	Cliff Reed `91
Bradley	Jim Les `86
Bucknell	Pat Flannery `80
Cal-State Northridge	Bobby Braswell `84
Central Connecticut	Howie Dickman `70
Charlotte	Bobby Lutz `80
Citadel	Ed Conroy `89
Eastern Michigan	Charles Ramsey `92
Grambling	Larry Wright `75
Holy Cross	Ralph Willard `67
Lamar	Steve Roccaforte `89
Maryland	Gary Williams `68
Miami (Ohio)	Charlie Coles `65
Montana	Wayne Tinkle `89
Morehead State	Donnie Tyndall `93
North Carolina	Roy Williams `72
N. C. State	Sidney Lowe `83
Oklahoma State	Sean Sutton `92
Oregon	Ernie Kent `77
Pacific	Bob Thomason `71
Penn State	Ed DeChellis `82
Princeton	Sydney Johnson `97
Purdue	Matt Painter `94
Rice	Willis Wilson `82
Sacred Heart	Dave Bike `69
Southern Illinois	Chris Lowery `95
Syracuse	Jim Boeheim `66
Toledo	Stan Joplin `79
West Virginia	Bob Huggins `77
Western Kentucky	Darrin Horn `95

Men's And Women's Coaches At Their Alma Mater (8)

Alabama State	Freda Freeman
Miami (Ohio)	Maria Fantanarosa
Montana	Robin Selvig
Oregon	Bev Smith
Purdue	Sharon Versyp
Rice	Greg Williams
Sacred Heart	Ed Swanson
Western Kentucky	Mary Taylor Cowles

Individual Big Ten Statistical Rankings ^

Scoring

Individual	Big Ten Games	Overall Games
E'Twaun Moore	6th, 14.2	16th, 11.9
Robbie Hummel	11th, 12.8	18th, 11.3
Keaton Grant	18th, 11.9	20th, 10.9

Rebounding

Individual	Big Ten Games	Overall Games
Robbie Hummel	15th, 5.5	12th, 5.9

Field Goal Percentage

Individual	Big Ten Games	Overall Games
Robbie Hummel	6th, .510	7th, .508
E'Twaun Moore	8th, .500	-

Assists

Individual	Big Ten Games	Overall Games
Chris Kramer	12th, 3.08	-
E'Twaun Moore	12th, 3.08	-
Robbie Hummel	13th, 3.00	-

Free Throw Percentage

Individual	Big Ten Games	Overall Games
Keaton Grant	1st, .951	2nd, .871
Robbie Hummel	4th, .889	3rd, .859
Scott Martin	-	9th, .744
E'Twaun Moore	11th, .743	-

Steals

Individual	Big Ten Games	Overall Games
Chris Kramer	1st, 2.38	3rd, 2.08
Robbie Hummel	-	14th, 1.16

Three-Point Field Goal Percentage

Individual	Big Ten Games	Overall Games
Robbie Hummel	2nd, .488	2nd, .459
Keaton Grant	7th, .431	5th, .431
E'Twaun Moore	10th, .407	6th, .421

Blocks

Individual	Big Ten Games	Overall Games
JaJuan Johnson	6th, 1.23	9th, 1.12

Assist/Turnover Ratio

Individual	Big Ten Games	Overall Games
Robbie Hummel	3rd, 2.12	-
E'Twaun Moore	4th, 2.11	-

^ Rankings through games played on Feb. 17.

Boilermakers' Statistical Rankings ^

Team Category	Stat*	Big Ten Rank*	Stat+	Big Ten Rank+	NCAA Div. I Rank<
Scoring Offense	68.5	5th	68.0	2nd	177th
Scoring Margin	+8.0	4th	+7.5	2nd	62nd
FG Percentage	.429	8th	.431	7th	225th
3-Point FG Percentage	.361	4th	.398	1st	118th
Scoring Defense	60.5	4th	60.5	4th	30th
FT Percentage	.719	3rd	.748	2nd	83rd
FG Percentage Defense	.431	7th	.433	7th	159th
Rebounding Margin	+1.3	8th	-1.5	8th	160th
Turnover Margin	+4.19	1st	+4.08	1st	-
Assist/Turnover Ratio	1.01	8th	1.23	1st	114th
Assists	13.38	8th	14.92	4th	186th
Blocked Shots	4.50	3rd	4.69	1st	53rd
Steals	8.12	3rd	7.69	2nd	56th

^ Rankings through games played on Feb. 17

* Includes overall games played + Includes conference games only
< NCAA Stats through games played on Feb. 10 and include all games

Purdue Reaches 20-Win Mark

Purdue's win over No. 10 Michigan State on Feb. 12, was its 20th of the season. Below are some notes on 20-win seasons.

► Purdue has back-to-back 20-win seasons for the first time since the 1998-99 and 1999-2000 campaigns.

► The Boilermakers now have 20, 20-win seasons in the history of the program.

► Purdue has won at least 20 games in five of the last 10 seasons.

► Coach Matt Painter has won at least 20 games in three of his four seasons as a head coach.

► The highest win total in the last 10 years came during the 1997-98 season. That year, Purdue went 28-8 and reached the Sweet 16 in the NCAA Tournament.

Purdue In The Top 25

The Purdue men's basketball team is ranked No. 19 in the Feb. 11 Associated Press Poll and No. 23 in the *USA Today* Coaches Poll.

It marks the first time the Boilermakers have been ranked since the 2003-04 season. Purdue was ranked No. 21 in the Jan. 31, 2004 AP Poll.

Purdue Versus The Big Ten Conference

Purdue's game against Indiana will be the 1,424th against a Big Ten Conference opponent for the Boilermakers.

The Boilermakers are 818-605 against the league.

Purdue is 107-83 against Indiana.

The Boilermakers are the only team in the Big Ten

with a winning record against every member of the league.

The Boilermakers have won more Big Ten Championships than any other school in the conference with 21.

Matt Painter - National Coach Of The Year Candidate

Purdue head coach Matt Painter just earned his 52nd win at his alma mater. Below are some notes on Painter and the remarkable season in which he is leading the Boilermakers.

► The Boilermakers were picked to finish fifth in the Big Ten by the conference media.

The Big Ten Conference

Team	W	L
Illinois	88	81
Indiana	107	83
Iowa	78	70
Michigan	78	60
Michigan State	61	43
Minnesota	91	78
Northwestern	116	41
Ohio State	79	78
Penn State	20	9
Wisconsin	100	62
Totals	818	605

Purdue's Starting Lineups in 2007-08

Game	G	G	G	F	F
<i>Bethune-Cookman</i>	<i>Kramer</i>	<i>Crump</i>	<i>Moore</i>	<i>Hummel</i>	<i>Johnson</i>
<i>Lipscomb</i>	<i>Kramer</i>	<i>Grant</i>	<i>Moore</i>	<i>Hummel</i>	<i>Johnson</i>
<i>Loyola-Chicago</i>	<i>Kramer</i>	<i>Grant</i>	<i>Martin</i>	<i>Hummel</i>	<i>Johnson</i>
at No. 18 Clemson	Kramer	Grant	Martin	Hummel	Johnson
<i>Indiana State</i>	<i>Moore</i>	<i>Grant</i>	<i>Martin</i>	<i>Hummel</i>	<i>Johnson</i>
<i>Ball State</i>	<i>Moore</i>	<i>Grant</i>	<i>Martin</i>	<i>Hummel</i>	<i>Johnson</i>
at Missouri	Moore	Grant	Martin	Hummel	Johnson
vs. No. 20 Louisville	Moore	Grant	Martin	Hummel	Johnson
<i>Texas Southern</i>	<i>Moore</i>	<i>Grant</i>	<i>Martin</i>	<i>Hummel</i>	<i>Johnson</i>
Wofford	Moore	Grant	Martin	Hummel	Johnson
vs. Iowa State	Kramer	Green	Calasan	Hummel	Johnson
vs. Missouri State	Kramer	Green	Moore	Hummel	Johnson
<i>Florida International</i>	<i>Kramer</i>	<i>Green</i>	<i>Moore</i>	<i>Hummel</i>	<i>Johnson</i>
<i>Michigan</i>	<i>Kramer</i>	<i>Grant</i>	<i>Moore</i>	<i>Hummel</i>	<i>Johnson</i>
at Michigan State	Kramer	Grant	Moore	Green	Johnson
<i>Ohio State</i>	<i>Kramer</i>	<i>Grant</i>	<i>Moore</i>	<i>Green</i>	<i>Johnson</i>
at Iowa	Kramer	Grant	Moore	Green	Johnson
<i>Illinois</i>	<i>Kramer</i>	<i>Grant</i>	<i>Moore</i>	<i>Hummel</i>	<i>Calasan</i>
at Penn State	Kramer	Grant	Moore	Hummel	Calasan
No. 11 Wisconsin	Kramer	Grant	Moore	Hummel	Calasan
Iowa	Kramer	Grant	Moore	Hummel	Calasan
at Illinois	Kramer	Grant	Moore	Hummel	Calasan
Penn State	Kramer	Grant	Moore	Hummel	Calasan
at No. 8 Wisconsin	Kramer	Grant	Moore	Hummel	Calasan
No. 10 Michigan State	Kramer	Grant	Moore	Hummel	Calasan
at Northwestern	Kramer	Grant	Moore	Hummel	Calasan
at Indiana					
Minnesota					
Northwestern					
at Ohio State					
at Michigan					

Italics and bold denotes game won

▶ Purdue is 2-1 against teams ranked in the top 10 and 4-2 against all ranked opponents.

▶ The Boilermakers have won 11-straight games for the first time since the 1995-96 season.

▶ Purdue's nine-man rotation consists of four freshmen, two sophomores, two juniors and one senior.

▶ Painter is 52-36 in his third season with the Boilermakers. After an injury-riddled first season, Painter has led Purdue to a 43-17 record over the last two seasons.

▶ Painter is now 77-41 overall in his fourth season as a head coach.

▶ Including his season at Southern Illinois, Painter has won at least 20 games in three of four seasons as a head coach.

Purdue's Resume

Below are some facts on Purdue's 21-5 start to the 2007-08 season.

▶ As of Feb. 17, Purdue's RPI is No. 28 according to CollegeRPI.com.

▶ Purdue is 4-2 against ranked opponents. It is 2-1 against the top 10 and 2-2 against ranked opponents away from home.

▶ The Boilermakers are 5-3 in road games and 2-1 on neutral courts. They are 7-4 in games away from Mackey Arena.

▶ After starting 7-4, Purdue is 14-1 in their last 14 games.

▶ Purdue is 5-2 against the RPI top 50 and 4-2 against the RPI top 20.

All-Time Winningest Programs

1. Kentucky	1,939	606	.762
2. North Carolina	1,907	691	.734
3. Kansas	1,897	779	.709
4. Duke	1,818	792	.697
5. Syracuse	1,697	780	.685
6. Temple	1,669	928	.643
7. St. John's	1,653	830	.666
8. Pennsylvania	1,621	919	.638
9. Indiana	1,610	869	.649
10. UCLA	1,602	710	.693
11. Notre Dame	1,599	882	.644
12. Utah	1,599	822	.660
13. Oregon State	1,565	1,135	.580
14. Illinois	1,557	827	.653
15. Purdue	1,552	903	.632
16. W. Kentucky	1,547	758	.671
17. Washington	1,543	1,020	.602
18. Texas	1,528	920	.624
19. Princeton	1,527	949	.617
20. Louisville	1,525	812	.653

^ Standings through February 17th, 2008

Purdue All-Time Big Ten Series Records

School	All-Time Record^
Illinois	88-81
Indiana	107-83
Iowa	78-70
Michigan	78-60
Michigan State	61-43
Minnesota	91-78
Northwestern	116-41
Ohio State	79-78
Penn State	20-9
Wisconsin	100-62

^ Includes results of all games, whether or not a member of the Big Ten at the time of competition.

All-Time Consensus First Team All-America Leaders

Team	No.	Players
Kentucky	20	15
Notre Dame	19	10
North Carolina	18	14
UCLA	18	12
Duke	16	13
Purdue	16	10
Indiana	14	11
Kansas	13	9
Ohio State	10	7

This Date In History - February 19th

Purdue Basketball

- 1983 Purdue edges Michigan, 71-68.
- 1990 The ninth-ranked Boilermakers blow-out the Hoosiers, 72-49.
- 1994 The ninth-ranked Boilermakers fall to the 16th-ranked Hoosiers in Bloomington.
- 2005 Purdue falls to 10th-ranked Michigan State, 68-57.

Birthdays

- 1957 Falco, singer
- 1963 Seal, singer
- 1980 Mike Miller, NBA player
- 1985 Haylie Duff, singer/actress

Events

- 1807 In Alabama, Former Vice President of the United States Aaron Burr is arrested for treason and confined to Fort Stoddart.
- 1881 Kansas became the first U.S. state to prohibit all alcoholic beverages.
- 1945 World War II: Battle of Iwo Jima: about 30,000 United States Marines land on Iwo Jima.
- 1959 The United Kingdom grants Cyprus its independence, which is then on formally proclaimed on August 16, 1960.

Chris Kramer - Big Ten Defensive POY Candidate

Sophomore Chris Kramer is a defensive machine for the Boilermakers. Below are some notes on his season.

- ▶ Guards the opposing team's best perimeter player.
- ▶ Leads the conference with 31 steals in Big Ten games. Also leads the team in steals with 52.
- ▶ Had a season-high five steals against Ohio State on Jan. 12 and against No. 10 Michigan State on Feb. 12.
- ▶ Has recorded multiple steals in 13 games, including his last six in a row.
- ▶ Held preseason conference player of the year candidate Drew Neitzel to 7.5 points per outing over two games.
- ▶ Is third on the team in blocked shots and leads the team in charges taken.

Robbie Hummel - First Team All Big Ten Candidate

Freshman Robbie Hummel leads Purdue in scoring (11.3 ppg), rebounding (5.9 rpg) and assists (2.84 apg). Below are some notes on Hummel's play this season.

- ▶ Over the last three games has averaged 17.8 points and 6.3 rebounds per game.
- ▶ Has scored in double figures in 16 of 25 games.
- ▶ Has dished out 71 assists while only committing 35 turnovers for an assist to turnover ratio of more than 2-to-1.
- ▶ Is shooting 50.8 percent from the floor, 45.9 percent from behind the three-point arc, and 85.9 percent from the foul line.
- ▶ Hummel recorded the only three double-doubles of the season for the Boilermakers.
- ▶ Scored a career-high 24 points against No. 10 Michigan State on Feb. 12.

40 Years In Mackey Arena



Mackey Arena is celebrating its 40th anniversary during the 2007-08 season. The arena is getting ready to undergo an \$82 million renovation which will be completed for the start of the 2011-12 season.

- ▶ Purdue is 475-111 (.810) in 40 seasons in Mackey Arena.
- ▶ The Boilermakers are 263-81 (.763) in Big Ten games in Mackey Arena.
- ▶ Purdue has a 212-30 (.876) mark against non-league teams.
- ▶ Mackey Arena was dedicated on Dec. 2, 1976, and built for \$6 million.
- ▶ The Boilermakers went 16-1 in Mackey Arena during the 2006-07 season.

E'Twaun Moore - First Team All Big Ten Candidate

Freshman E'Twaun Moore leads the team in scoring (11.9 ppg). Below are some notes on Moore.

- ▶ Scored a career-high 28 points on Feb. 16, at Northwestern.
- ▶ Has scored in double figures in 18 games.
- ▶ Has averaged 14.2 points, 3.1 assists and 3.8 rebounds in Big Ten games.
- ▶ Over the last five games has averaged 18.2 points per game.
- ▶ Nickname, "Smooge," was given to him by his grandmother.

Purdue Breaks Through At No. 8 Wisconsin

Purdue's win at No. 8 Wisconsin on Feb. 9 was its first road win over a top-10 ranked team since defeating No. 10 Michigan State, 99-96, in overtime on March 1, 1998, in East Lansing.

It was Purdue's first road win over a ranked team since a 58-54 win at No. 19 Illinois on Jan. 10, 2004.

Keaton Grant - One Of The League's Most Improved

Sophomore Keaton Grant has been more of a scorer for the Boilermakers this season. Below are some notes on Grant.

- ▶ After averaging 4.4 points per game as a freshman, Grant is averaging 10.9 points per game this season.
- ▶ As a freshman, Grant connected on 17-of-64 three-point field goals for 26.6 percent. Through 24 games, Grant has dialed in on 47-of-109 shots from behind the arc for 43.1 percent.
- ▶ Grant made 27-straight free throws before intentionally missing to end the game against Iowa on Jan. 30. He is 39 of 41 from the free-throw line in Big Ten games.
- ▶ Grant was named the Big Ten's Player of the Week on Jan. 21.

Back-To-Back Games Against The Top 10

Purdue has played back-to-back games against teams ranked in the top 10 11 times in the program's history.

Prior to Purdue's wins over Wisconsin and Michigan State this season, the Boilermakers had never won both of those contests. They had split the contests seven times and have been swept three times.

Below is a list of when those games have occurred based on the AP Poll.

2-9-08	No. 8 Wisconsin	W, 72-67
2-12-08	No. 10 Michigan State	W, 60-54
11-23-99	No. 6 Florida	W, 79-68
11-24-99	No. 4 North Carolina	L, 90-75
11-29-97	No. 4 North Carolina	L, 73-69
12-3-97	No. 7 Kentucky	L, 87-69
3-4-90	No. 8 Michigan	W, 79-77
3-11-90	No. 7 Michigan State	L, 72-70
1-29-89	No. 10 Michigan	L, 99-88
2-2-89	No. 2 Illinois	W, 76-72
1-19-87	No. 2 Iowa	L, 70-67
1-22-87	No. 9 Illinois	W, 87-86
1-30-85	No. 5 Illinois	W, 54-34
2-7-85	No. 8 Michigan	L, 95-84
12-22-83	No. 4 DePaul	L, 68-61
12-28-83	No. 2 Kentucky	L, 86-67
3-5-77	No. 3 Michigan	L, 84-79
3-12-77	No. 4 North Carolina	L, 69-66
1-15-77	No. 9 Minnesota	W, 66-64
1-20-77	No. 5 Michigan	L, 82-76
3-20-69	No. 4 North Carolina	W, 92-65
3-22-69	No. 1 UCLA	L, 92-72

Defending The Home Turf

As of Sunday, Feb. 17, the top four teams in the standings of the Big Ten are a combined 24-2 at home.

The two road wins against the top four teams were Purdue's 72-67 win at No. 8 Wisconsin on Feb. 9, and Wisconsin's win at No. 12 Indiana on Feb. 13.

Purdue and Michigan State are both 6-0 at home, Indiana is 5-1 and Wisconsin is 6-1.

The Bench Is Back

Purdue's bench has been superb this season. Below are some notes on the Boilermakers' bench.

- ▶ Purdue's bench has outscored its opponents on the season 549-429.
- ▶ The Boilermakers' bench has outscored its opponents' bench in 17 of 26 games.

NCAA Div. I Radio Broadcasters

Broadcaster	Years
Max Falkenstein, Kansas	60
Bob Brooks, Iowa	58
Jim Zabel, Iowa	56
Morry Mannies, Ball State	51
Jack Cristil, Mississippi State	50
Ray Christiansen, Minnesota	45
Cawood Ledford, Kentucky	39
Ray Goss, Duquense	39
Bill Hillgrove, Pittsburgh	39
John Decamp, Purdue	38
Mike Roberts, New Mexico	38
Wes Strader, Western Kentucky	36
Woody Durham, North Carolina	36
Bob Curtis, Idaho	35
Don Fischer, Indiana	35
Paul J. Schneider, Boise State	34
Bill Woodward, Fresno State	34
Jim Jeannotte, New Hampshire	34
Norm Fletcher, Northwestern State	32
Rich Chvotkin, Georgetown	32
Dave Nitz, Louisiana Tech	32
Dan Gustin, Nevada	32
John Ward, Tennessee	31
Bob Harris, Duke	31
Larry Clisby, Purdue^	30
Dave Hofferth, Lamar	30
Dick Groat, Pittsburgh	29

*Bold denotes currently active
^ Includes last 25 years as play-by-play announcer*

2007-08 Awards And Honors

E'Twaun Moore

- Collegehoops.net All-Freshman Team Honorable Mention
- Big Ten Player of the Week, Feb. 4
- Rivals.com National Freshman of the Week, Feb. 4

JaJuan Johnson

- Collegehoops.net All-Freshman Team Honorable Mention

Robbie Hummel

- Las Vegas Classic All-Tournament team
- Big Ten Player of the Week, Feb. 11

Keaton Grant

- Big Ten Player of the Week, Jan. 21

Team

- ESPN.com's Team of the Week, Feb. 11

Purdue Dates of Interest

Feb. 18, 2008

Painter Teleconference 11 a.m. ET
 Matt Painter Radio Show 6 p.m. ET

Feb. 21, 2008

Painter TV Show Taping 11:30 a.m. ET

Feb. 25, 2008

Painter Teleconference 11 a.m. ET
 Matt Painter Radio Show 6 p.m. ET

Feb. 28, 2008

Painter TV Show Taping 11:30 a.m. ET

Feb. 29, 2008

Big Ten Tournament Credential Deadline

March 3, 2008

Painter Teleconference 11 a.m. ET
 Matt Painter Radio Show 6 p.m. ET

March 6, 2008

Painter TV Show Taping 11:30 a.m. ET

March 10, 2008

Painter TV Show Taping 11:30 a.m. ET
 Matt Painter Radio Show 6 p.m. ET

March 13-16, 2008

Big Ten Tournament in Indianapolis

March 17, 2008

Matt Painter Radio Show 6 p.m. ET
 NCAA Tournament Credential Deadline

▶ Purdue is 6-3 when its bench does not outscore the opponent (losses have been to Missouri, Wofford, and Michigan State).

▶ The Boilermakers' wins when having their bench be outscored came on Jan. 19 against Illinois, against Indiana State on Dec. 1, over Penn State on Feb. 5, at No. 8 Wisconsin on Feb. 9, and at Northwestern on Feb. 16.

▶ The Boilermakers have had double-figure scoring efforts off their bench 16 times.

Winning On The Road

Purdue won its fifth conference road win of the season at Northwestern on Feb. 16. The last time it won five road conference games was during the 1995-96 season. That year, the Boilermakers went 7-2 on the road.

Thanks For Your Assistance

Purdue has dished at least 15 assists in 10 of its 13 Big Ten games. Prior to conference season, the Boilermakers averaged 11.8 assists in 13 non-conference games.

Conference Action

Purdue has improved in its skill numbers during eight games in conference action when compared to the non-conference. Below are some examples of the improved numbers.

Stat	Non-Conference	Big Ten
3-Point FG %	31.9	39.8
Free Throw %	69.5	74.8
Turnovers per Game	14.2	12.2
Assists per Game	11.8	14.9

En Fuego

After shooting 31.9 percent from three-point range during the non-conference season, the Boilermakers are shooting 39.8 percent from behind beyond the arc in Big Ten games.

Additionally, in Big Ten games Purdue is shooting 43.1 percent from the field, but 39.8 percent from three-point

range. In conference games, the Boilermakers rank seventh in the Big Ten in field goal percentage and first in three-point field goal percentage.

Purdue Against Ranked Teams

Here's a look at how the Boilermakers have fared against ranked opponents. The rankings in the notes below are based on the AP poll.

▶ The Boilermakers' last win over a ranked opponent came Feb. 12, over No. 10 Michigan State in West Lafayette.

▶ Purdue's last road victory over a ranked opponent was a 72-67 win at No. 8 Wisconsin on Feb. 9, 2008.

▶ Purdue's last win over a ranked team on neutral court was a 67-59 win over No. 20 Louisville on Dec. 15, in Indianapolis.

▶ Purdue is 4-2 against ranked teams this season and 2-1 against teams in the top 10 of the AP Poll.

▶ The Boilermakers are 7-8 against their last 15 ranked opponents.

▶ Purdue coach Matt Painter is 7-15 against ranked teams in his career.

Balanced Scoring

The Boilermakers have seven players averaging 5.6 or more points per game this season.

▶ Twenty-nine times this season, seven different individuals have scored 15 points or more in a game.

▶ Purdue has been led in scoring by eight different individuals this season.

▶ Nine different individuals have scored in double-figures this season.

▶ Purdue players have scored in double figures 80 times in 26 games.

▶ In conference action, Purdue players have scored in double figures 37 times through 13 games.

▶ The Boilermakers have had a player come off the bench to score in double figures 16 times this season.

Youth Served

According to *CBS Sports*, Purdue's starting lineup of Keaton Grant, Robbie Hummel, JaJuan Johnson, Scott Martin and E'Twaun Moore is the youngest in the country.

Trends And Ends

Below are some trends on the Boilermakers through 26 games this season.

- ▶ The Boilermakers are 13-1 when they outrebound their opponent.
- ▶ The Boilermakers are 11-0 when they have a higher field goal percentage.
- ▶ Purdue is 19-2 when it makes at least five three-point shots.
- ▶ The Boilermakers are 15-2 when they score more bench points.
- ▶ Purdue is 13-0 when they make more free throws than their opponent.
- ▶ The Boilermakers are 16-1 when they lead at the half.

Green Thinking

Purdue junior guard Marcus Green had a breakout performance with 22 points against Ohio State on Jan. 12. Below are some notes on Green and his performance.

- ▶ In Big Ten games, Green is averaging 6.2 points off the bench and shooting 42.9 percent from behind the three-point arc.
- ▶ Green's 22 points marked the first time in 2007-08 that a Boilermaker scored more than 20 points. Prior to Jan. 12, Purdue had players score between 10 and 19 points 50 times.

2007-08 Purdue Basketball Season Timeline

Oct. 20	Sophomore guard Chris Kramer named team's lone captain
Nov. 1	Boilermakers defeat Indianapolis, 89-64, in first exhibition game
Nov. 8	Purdue downs Saginaw Valley State in exhibition finale, 86-60
Nov. 14	Purdue signs Lewis Jackson and Ryne Smith to National Letters of Intent
Nov. 15	Boilermakers down Bethune-Cookman, 66-40, in season opener
Nov. 15	NCAA rules that Nemanja Calasan has to sit out first two games
Nov. 20	Purdue overcomes 32.4 percent shooting night to beat Lipscomb, 66-62
Nov. 24	Boilermakers shoot 59.6 percent in impressive 84-53 win over Loyola-Chicago
Nov. 27	Purdue nearly pulls out road win over No. 18 Clemson, but falls 61-58
Dec. 1	Four true freshmen start in 71-60 in over Indiana State
Dec. 1	Sophomore Chris Kramer misses ISU game with a concussion
Dec. 5	Chris Kramer cleared to play after suffering concussion in Clemson game
Dec. 5	Purdue wins 20th-straight home non-conference game, defeat Ball State, 70-57
Dec. 8	Boilermakers outscored 22-3 down in final seven minutes, lose at Mizzou 73-63
Dec. 15	Purdue knocks off No. 20 Louisville, 67-59, in John Wooden Tradition
Dec. 17	Purdue opens the 2007 Las Vegas Classic with 76-56 win over Texas Southern
Dec. 21	Boilermakers drop close game to Iowa State, 83-80, in Las Vegas
Dec. 22	Purdue defeats Missouri State, 72-70 behind Hummel's first career double-double
Dec. 29	The Boilermakers come back from break with 59-44 win over Fla. International
Jan. 5	Purdue earns first conference win with 75-68 win over Michigan
Jan. 8	Purdue nearly shocks No. 6 Michigan State in East Lansing, but falls, 78-75
Jan. 12	Marcus Green scores season-high 22 in 75-68 win over Ohio State
Jan. 16	Keaton Grant scores 22 in crucial 67-62 road win at Iowa
Jan. 19	Purdue forces 15 Illini second-half turnovers in 74-67 win
Jan. 21	Keaton Grant is named Big Ten Player of the Week
Jan. 23	Boilermakers down Penn State 64-42 for second-straight Big Ten road win
Jan. 26	Student storm floor after Purdue's 60-56 upset over No. 11 Wisconsin
Jan. 30	A Keaton Grant free throw gives Purdue a narrow 51-50 win over Iowa
Feb. 2	Moore pours in 24 as Purdue downs Illinois 83-75 for third-straight road win
Feb. 4	E'Twaun Moore earns Big Ten Player of the Week honors
Feb. 5	Purdue takes care of Penn State at home, 67-53
Feb. 9	Purdue knocks off No. 8 Wisconsin 72-67 in Madison to take conference lead
Feb. 11	Robbie Hummel is named Big Ten Player of the Week
Feb. 12	Purdue knocks off No. 10 Michigan State, 60-54, in Mackey Arena
Feb. 16	Boilermakers earn fifth-straight Big Ten road win in 71-56 win at Northwestern

▶ Green is Purdue's most experienced player, having appeared in all 88 games during his three years at Purdue. The next closest Boilermaker with games of experience is junior and former walk-on Bobby Riddell with 53.

Close Ones

The Boilermakers have lost four games by three points. Three of those losses have come away from home.

Purdue's most heartbreaking loss was a 78-75 decision at No. 6 Michigan State on Jan. 8. The Boilermakers overcame a 16-point deficit. The game was tied with under two minutes to play.

In their fourth loss, a 10-point defeat at Missouri, they led by nine with seven minutes remaining.

Purdue has lost its five games by an average of 4.4 points per game.

Forcing Turnovers

The Boilermakers' defense has been forcing turnovers this season.

▶ Purdue's forced 452 turnovers while committing 343 miscues.

▶ The Boilermakers have forced their opponents into 20 or more turnovers eight times this season.

▶ In addition, Purdue ranks first in the Big Ten in turnover margin at +4.19 per game.

▶ Purdue is collecting 8.12 steals per game, which ranks third in the Big Ten.

Freshmen Production

Purdue's four freshmen have gotten off to a great start in 2007-08.

▶ The four freshmen are four of the top seven scorers on the team, and three of them average 8.7 or more points per game.

▶ The quartet has combined for 53.1 percent of the team's points, 48.4 percent of its rebounding, and 50.2 percent of the team's assists.

Freshmen Records Book

Below are records for freshmen at Purdue. Several current Boilermaker freshmen rank in the top 10 of several categories.

Most Three-Point Field Goals

Rk.	Player	Year	FG
1.	Chris Lutz	2006	53
2.	<i>E'Twaun Moore 2008</i>		45
3.	David Teague	2003	35
	Linc Darner	1991	32
5.	Jaraan Cornell	1997	30
	<i>Robbie Hummel 2008</i>		28
7.	Chad Austin	1995	22
8.	Brian Cardinal	1997	21
9.	Melvin Buckley	2003	20
10.	<i>Scott Martin 2008</i>		19

Highest 3-Point Field Goal Percentage

(25 attempts)				
Rk	Player	Year	FG	PCT
1.	<i>Robbie Hummel 2008</i>	27	57	.459
2.	Xavier Price	2005	14	.438
3.	Melvin Buckley	2003	20	.426
4.	<i>E'Twaun Moore 2008</i>	41	99	.421
5.	Chad Austin	1995	22	.407
6.	Porter Roberts	1993	16	.390
7.	Loren Clyburn	1989	17	.386
8.	Linc Darner	1991	32	.381
9.	Korey Spates	2006	14	.368

Highest Free Throw Percentage

(50 attempts)				
Rk	Player	Year	FG	PCT
1.	Kyle Macy	1976	85	.859
	<i>Robbie Hummel 2008</i>	71	83	.859
3.	Matt Waddell	1992	78	.830
4.	Cuonzo Martin	1992	66	.759
5.	Tom Scheffler	1974	42	.750
6.	Drake Morris	1978	40	.741
7.	<i>Scott Martin 2008</i>	57	77	.740
8.	Cornelius McNary	1991	37	.712
9.	Chris Kramer	2007	49	.710
10.	Troy Lewis	1985	53	.707

Highest Rebounding Average

Rk.	Player	Year	AVG
1.	Joe Barry Carroll	1977	7.4
2.	Walter Jordan	1975	7.3
3.	Russell Cross	1981	6.3
4.	Brian Cardinal	1997	6.1
	<i>Robbie Hummel 2008</i>		5.9
6.	Wayne Walls	1975	5.1
	Nate Minnoy	2006	5.1
8.	Bruce Parkinson	1973	4.9
9.	Brad Miller	1995	4.8
10.	Mike Robinson	1997	4.7

Most Steals

Rk.	Player	Year	ST
1.	Chris Kramer	2007	64
2.	Brian Cardinal	1997	51
3.	Jaraan Cornell	1997	46
4.	Kyle Macy	1976	39
5.	Keaton Grant	2007	31
6.	<i>Robbie Hummel 2008</i>		29
7.	Austin Parkinson	2001	28
	<i>E'Twaun Moore 2008</i>		28
9.	<i>Scott Martin 2008</i>		24

Most Blocked Shots

Rk.	Player	Year	BS
1.	Joe Barry Carroll	1977	82
2.	Russell Cross	1981	60
3.	Gary McQuay	1997	35
4.	Brad Miller	1995	34
5.	<i>JaJuan Johnson 2008</i>		28
6.	Melvin McCants	1986	26
7.	John Allison	1999	20
8.	Wayne Walls	1975	18
9.	Tony Jones	1987	12
10.	Cornelius McNary	1991	11

Grant Named Big Ten Player Of The Week

Keaton Grant was named the Big Ten Player of the Week on Jan. 21.

Grant posted back-to-back 22-point outings helping lead Purdue to two conference wins.

The Florida native set his career high with 22 points at Iowa and followed it up with a 22-point performance on Jan. 19 against Illinois.

He shot a combined eight of 12 from behind the three-point line. He was also a combined 14 of 14 from the free-throw line.

This was the first weekly conference award of Grant's career. Grant was the first Purdue player to earn Big Ten Player of the Week honors since David Teague took home the award on Feb. 19, 2007.

Moore Named Big Ten Player Of The Week

Purdue's E'Twaun Moore was named the Co-Big Ten Player of the Week along with Indiana's D.J. White on Feb. 4.

Moore averaged 18.0 points in Purdue's two wins. The East Chicago, native scored a team-high 12 points in a win over Iowa and scored a game-high 24 points at Illinois.

Against the Illini, he connected on 10-of-12 shots from the floor and scored 20 points in the second half. Moore went eight-of-nine from the floor during an

eight-minute window, which enabled Purdue to maintain the lead down the stretch. Over the two games he was four-of-nine from three-point range. This was the first weekly laurel for Moore.

Hummel Named Big Ten Player Of The Week

Robbie Hummel was named the Big Ten Player of the Week on Feb. 11.

Hummel averaged 19.0 points and 5.0 rebounds in Purdue's two victories. Hummel connected on 14-of-21 shots from the field and five-of-nine attempts from three-point range.

Hummel was the third Purdue player to earn Big Ten Player of the Week honors this season. Sophomore Keaton Grant took home the award on Jan. 21, and freshman E'Twaun Moore was honored on Feb. 4. It was the first weekly honor for Hummel.

The Non-Conference Schedule

► The Boilermakers concluded the non-conference portion of the schedule with a 9-4 record. The Boilermakers are 26-12 in regular season non-conference games under head coach Matt Painter.

► The Boilermakers finished the non-conference regular season 11-3 during the 2006-07 season.

► Including 2007-08, Purdue is 86-40 in regular season non-conference games over the last 10 seasons. That averages out to a 8.6 wins and 4.0 losses per season.

► The Boilermakers have reached at least nine wins in regular season non-conference games five times in the last nine seasons.

The 10-Win Mark

Purdue is 21-5 on the season. The Boilermakers got their 10th win of the season on Jan. 5, with a 65-58 win over Michigan in the Big Ten opener.

Below is a look at when Purdue has hit the 10-win mark in the last 10 seasons.

Season	Record	Date
2007-08	10-4	Jan. 5
2006-07	10-2	Dec. 22
2005-06	-	-
2004-05	-	-
2003-04	10-3	Jan. 3
2002-03	10-3	Jan. 14
2001-02	10-11	Jan. 23
2000-01	10-3	Jan. 6
1999-00	10-5	Jan. 12
1998-99	10-1	Dec. 12

Freshmen Scorers

Since freshmen became eligible in 1973, only six Purdue true freshmen have played in 75 percent of the team's games and averaged double-figures in scoring.

In addition, no true freshman has ever led the team in scoring for a season.

Below is a list of the six players who have averaged more than 10 points per game and where they ranked on their respective teams in scoring.

Year	Name	PPG	Rank on Team
1980-81	Russell Cross	16.9	2nd
1974-75	Walter Jordan	14.1	2nd
1975-76	Kyle Macy	13.8	3rd
1984-85	Troy Lewis	10.4	3rd
1996-97	Jaraan Cornell	10.2	4th
1985-86	Melvin McCants	10.0	3rd

2007-08 Freshmen

Year	Name	PPG	Rank on Team
2007-08	E'Twaun Moore	11.9	1st
2007-08	Robbie Hummel	11.3	2nd
2007-08	Scott Martin	8.7	4th
2007-08	JaJuan Johnson	5.6	7th

Double Your Pleasure, Double Your Fun

Purdue's heralded freshman class has combined to score in double figures 46 times this season. Below is a look at where this class ranks with other freshman classes in that stat and some individual double-figure scoring numbers.

Freshman Classes Scoring In Double Figures

Games	Year	Individuals
50	1996-97	Cardinal, Cornell, Robinson, Gary McQuay
46	1974-75	Jordan, Walls, Parker
46	2007-08	Hummel, Johnson, Martin, Moore
34	2005-06	Green, Lutz, Minnoy, Riddell, Spates
32	1980-81	Cross
30	1975-76	Macy, Sichting
28	1985-86	Melvin McCants
24	1984-85	Lewis, Mitchell, Stephens

Freshman Individuals

Rank	Individual	Year	Games
1	Russell Cross	1980-81	32
4	Melvin McCants	1985-86	28
2	Kyle Macy	1975-76	25
3	Walter Jordan	1974-75	21
5	Mike Robinson	1996-97	17
	<i>E'Twaun Moore</i>	<i>2007-08</i>	<i>17</i>
7	Brian Cardinal	1996-97	16
	Jaraan Cornell	1996-97	16
9	Troy Lewis	1984-85	15
	Matt Waddell	1991-92	15
11	<i>Robbie Hummel</i>	<i>2007-08</i>	<i>14</i>
	Wayne Walls	1974-75	14
	Joe Barry Carroll	1976-77	14
	Chris Lutz	2005-06	14

Freshman Starts

Purdue started Robbie Hummel, JaJuan Johnson, Scott Martin and E'Twaun Moore on Dec. 1, against Indiana State.

It marked the second time in three years that the Boilermakers started four true freshmen in its starting lineup.

Below are some notes on three or more freshmen in the starting lineup for the Boilermakers. Freshmen became eligible in the 1972-73 season.

► The Boilermakers had never started four true freshmen in their history until Korey Spates, Chris Lutz, Nate Minnoy, and Marcus Green started the game at Evansville on Dec. 3, 2005. It was Matt Painter's first season as head coach of the Boilermakers. The freshmen recruiting class was ranked No. 1 in the Big Ten.

► In the 2005-06 season opener against Wofford on Nov. 19, Purdue started Marcus Green, Chris Lutz and Nate Minnoy. It was the first time three true freshmen started since Jan. 6, 1975, when Walter Jordan, Eugene Parker and Wayne Walls started against Iowa.

► Before Painter's arrival as head coach, the last time three freshmen started any game was against Indiana on Jan. 18, 1997. The Boilermakers defeated the Hoosiers 70-53 when the trio of Mike Robinson, Brian Cardinal and Jaraan Cornell were in the starting five. Cardinal was a redshirt freshman during the 1996-97 season.

▶ Purdue's game against Indiana State on Dec. 1, was the first time in program history that four true freshmen started one year after attending high school. In 2005-06, Chris Lutz attended Brewster Prep School before coming to Purdue.

Purdue's Experience Level

While the Boilermakers have relied heavily on their seven newcomers during 2007-08, they have returned some experienced players to the lineup.

▶ Coming in to the 2007-08 season, players on Purdue's roster combined for 72 career starts and appeared in 203 games.

▶ Junior Marcus Green leads the team in games played with 88. He has played in every game since coming to Purdue.

▶ Entering the 2007-08 season, only four players had started games at the Div. I level. Sophomores Chris Kramer and Keaton Grant led the way, having started 24 and 21 contests respectively. Senior Tarrance Crump started 14 games, while junior Marcus Green started 13 outings.

Captain Kramer

Purdue sophomore Chris Kramer is the leader of the Boilermakers. He is the lone captain on the Purdue squad.

Tracking Milestone Numbers

▶ Tarrance Crump is six points away from 300 for his career.

▶ Marcus Green needs 82 points to reach 500 for his career and 10 rebounds to reach 250.

▶ Keaton Grant needs 89 more points for 500 for his career.

▶ Chris Kramer needs 24 more rebounds for 200. He is 24 assists away from 200 and 12 points away from 400 for his career.

Cliz Wins No. 500

Now in his 25th season as the Voice of the Boilermakers, Larry "The Cliz" Clisby is second in tenure among Big Ten radio announcers. He has been a member of the broadcast team since the 1977-78 season, beginning as color commentator.

As play-by-play announcer, The Cliz won his 500th game behind the mic in Purdue's 60-56 win at No. 8 Wisconsin on Feb. 9.

The Cliz has called 773 games, including the last 479 in a row. He missed two games during the 1992-93 season due to illness. Purdue has won 502 games while Clisby has been behind the mic.

Fans can log on to purduesports.com to read The Cliz Blog, a look at Purdue basketball through the eyes of The Cliz.

Announcer	Years with Crew
Don Fischer, Indiana	35
Larry Clisby, Purdue	30
Steve Jones, Penn State	26
Matt Lepage, Wisconsin	19
Gary Dolphin, Iowa	12
Dave Eanet, Northwestern	12
Paul Keels, Ohio State	10
Will Tieman, Michigan State	6
Brian Barnhart, Illinois	5
Matt Shepard, Michigan	3
Mike Grimm, Minnesota	2

The Paint Crew

In its third season, the Paint Crew is the official sixth man for men's basketball.

For the 2007-08 season, more than 5,500 student season tickets have been sold. The Paint Crew is a general admission section which seats 1,779 students.

The Paint Crew is located at the southeast corner of Keady Court. Members of the Paint Crew wear black T-shirts.

The Matt Painter Radio Show

Every Monday night, fans can tune into the Matt Painter Radio Show to hear the coach break down games and discuss the Boilermakers. Larry Clisby hosts the hour-long program at 6 p.m. ET, which airs on the same stations that carry the Boilermakers' games. The show originates from either the Cary Knight Spot Grill or the Harrison Grill located on the West Lafayette campus and features call-in and live audience questions.

Show Dates

Dec. 3, 10, 18	Jan. 7, 14, 21, 28
Feb. 4, 11, 18, 25	March 3, 10, 17

The Matt Painter Television Show

The Matt Painter Show on television — hosted by Jim Barbar — begins airing the first week of December and runs through March with breaks around the holidays. Check local listings for dates in your area. The show is taped every Thursday at 11:45 a.m. ET at Buffalo Wild Wings Grill & Bar in West Lafayette.

Show Taping Dates

Nov. 29	Dec. 6, 13
Jan. 3, 10, 17, 24, 31	Feb. 7, 14, 21, 28
March 6, 10	

Boilermakers In The NBA

Three Boilermakers are on NBA rosters.

Brad Miller, who played at Purdue from 1995 to 1998, is the starting center for the Sacramento Kings. He joined the Kings prior to the 2003-04 season as a free agent.

Brian Cardinal, who played for Purdue from 1997 to 2000, is playing for Memphis. He signed as a free agent with the Grizzlies in 2004, after playing the 2003-04 season in Golden State.

Carl Landry is in his first season with the Houston Rockets.

Below are the former Boilermakers in the NBA and their 2007-08 statistics through Feb. 9, 2008.

Player	GP	PPG	RPG	APG
B. Miller	47	14.5	9.7	3.6
B. Cardinal	11	3.3	1.8	0.7
C. Landry	17	7.4	4.6	0.6

2008 Boilermaker Recruiting Class

The Purdue men's basketball coaching staff officially inked two players for the 2008-09 season. Both National Letters of Intent were received by Purdue on Wednesday.

Guards Lewis Jackson and Ryne Smith signed NLI's to attend Purdue next season.

"I think Lewis Jackson and Ryne Smith will really help our backcourt," said Painter. "With the departure of Tarrence Crump, Lewis gives us that quintessential point guard. Ryne is a deadly shooter who can score in a variety of ways and help us put points on the board."

Both players are ranked in the top 150 according to most recruiting services.

"It was an interesting year for us because we started with one scholarship," said Painter. "We now are finishing with four scholarships, so you never know what can happen. That's why we always keep recruiting. We had needs in the backcourt and these two guys fill those needs. I give our coaching staff a lot of credit because they did a great job getting them here to Purdue."

Jackson and Smith will join a team that loses only one senior (Crump).

"I think when players are making their college choices, you have to look at the school's needs," said Painter. "With Ryne, we really do not have that combo guard that can stretch the defense. Ryne is different than guys we have now, and he has the special ability to make baskets at 25 feet. Lewis is a perfect fit from a quickness standpoint and decision-making ability. He does not get enough credit for that, but is very good at deciding what to do with the ball."

Lewis Jackson

Jackson averaged 14.0 points and 8.0 assists per game during his junior season at Eisenhower High School. A true point guard, Jackson choose Purdue over offers from Clemson, Colorado, Dayton, Illinois, Indiana, Iowa, Iowa State, Gonzaga and Xavier.

"Lewis gives us a high level of quickness that we lose with the departure of Crump," said Painter. "He's a very good

2008-09 Boilermaker Recruiting Class

Name	Pos.	Ht.	Wt.	Hometown (School)
Lewis Jackson	G	5-9	165	Decatur, Ill. (Dwight Eisenhower)
Ryne Smith	G	6-3	175	Toledo, Ohio (Whitmer)

decision maker and knows where guys are on the court at all times. He loves to play the game and that is something you see in him if you watch him play a lot. We're going to expect him to have a lot of energy on the defensive end and put pressure on the ball. Offensively, we expect him to give us an advantage in the open court and run our team in the halfcourt. He is very skilled in transition, but also does a very good job when the tempo is slowed down in terms of knowing where the ball needs to go. Additionally, Lewis has the ability to score in a variety of ways. He gets to the hoop, makes intermediate shots and has really improved his stroke from the arc."

- Ranked as the 79th-best overall player by Hoopscooponline.com
- Ranked as the 130th best recruit in the nation by Rivals.com
- Rated a three-star recruit by Rivals.com and Scout.com
- Ranked as the 30th-best point guard by Rivals.com
- Ranked as the 35th-best point guard by Scout.com
- Played AAU with Indiana Elite
- Averaged 13.4 points, 7.2 assists, 4.5 rebounds and 3.0 steals per game as a sophomore
- Coached by Jeremy Moore at Dwight Eisenhower High School

Ryne Smith

Smith averaged 17.0 points per game as a junior while playing for his father, Bruce, at Whitmer High School in Toldeo. An under-the-radar prospect, Smith choose Purdue over offers from Bradley, Massachusetts, Mississippi and Utah.

"What stuck out the most with him when we recruited him was that he makes shots," said Painter. "He can score points in a hurry, but he's also a very competitive guy. He doesn't back down from anyone, and those are the type of guys we have to have in our program. We like to have guys that are consumed with the game of basketball. He talks, eats and sleeps basketball and that type of thing is contagious, and what we like to see in our program. After watching him a lot this summer, he really makes an effort to work on the defensive end and that was impressive to see as well. Ryne is a recruit that we are very fortunate to get. He works very hard and has made himself into a big-time prospect."

- Ranked as the 106th-best recruit in the nation by Rivals.com
- Ranked as the 25th-best shooting guard by Rivals.com
- Rated a three-star recruit by Rivals.com
- Played AAU with the Ohio Gators
- Played at Whitmer High School for his father, Bruce Smith

2007-08 Season Statistics

RECORD:	OVERALL	HOME	AWAY	NEUTRAL
All Games	21-5	14-1	5-3	2-1
Big Ten	12-1	7-0	5-1	0-0
Non-Conference	9-4	7-1	0-2	2-1

Player	GP	GS	MP	Avg	FG	FGA	Pct	3FG	FGA	Pct	FT	FTA	Pct	Off	Def	Tot	Avg	PF	FO	A	TO	BS	ST	PTS	Avg
Moore, E'Twaun	26	23	754	29.0	112	247	.453	45	107	.421	40	56	.714	23	74	97	3.7	62	1	65	43	13	28	309	11.9
Robbie Hummel	25	23	704	28.2	91	179	.508	28	61	.459	73	85	.859	57	90	147	5.9	76	2	71	35	17	29	283	11.3
Keaton Grant	24	22	674	28.1	80	190	.421	47	109	.431	54	62	.871	21	61	82	3.4	55	0	40	41	11	27	261	10.9
Scott Martin	24	8	525	21.9	66	176	.375	19	65	.292	58	78	.744	29	58	87	3.6	63	3	29	39	13	24	209	8.7
Chris Kramer	25	20	715	28.6	63	134	.470	10	35	.286	36	60	.600	11	70	81	3.2	55	0	70	38	16	52	172	6.9
Nemanja Calasan	24	10	445	18.5	60	150	.400	14	45	.311	30	45	.667	39	40	79	3.3	53	1	14	38	10	3	164	6.8
JaJuan Johnson	26	17	465	17.9	53	129	.411	0	2	.000	40	62	.645	27	54	81	3.1	42	0	10	17	29	13	146	5.6
Marcus Green	26	6	422	16.2	44	106	.415	14	46	.304	22	46	.478	29	49	78	3.0	52	3	15	31	8	16	124	4.8
Tarrance Crump	25	1	400	16.0	43	105	.410	4	25	.160	21	26	.808	12	13	25	1.0	36	0	30	45	0	13	111	4.4
Bobby Riddell	11	0	54	4.9	0	7	.000	0	5	.000	3	4	.750	0	3	3	0.3	5	0	1	3	0	5	3	0.3
Garrett Mocas	2	0	2	1.0	0	0	.000	0	0	.000	0	0	.000	0	0	0	0.0	1	0	0	0	0	0	0	0.0
Mark Wohlford	2	0	2	1.0	0	0	.000	0	0	.000	0	0	.000	0	0	0	0.0	0	0	0	0	0	0	0	0.0
Chris Reid	8	0	25	3.1	0	1	.000	0	0	.000	0	0	.000	0	3	3	0.4	2	0	2	2	0	0	0	0.0
Chad Sutor	9	0	15	1.7	0	1	.000	0	1	.000	0	0	.000	0	2	2	0.2	3	0	1	4	0	1	0	0.0
Team														43	43	86	3.3	0			7				

Total	26			612	1425	.429	181	501	.361	377	524	.719	291	560	851	32.7	505	10	348	343	117	211	1782	68.5
Opponents	26			544	1261	.431	135	395	.342	350	528	.663	244	573	817	31.4	480	-	298	452	84	151	1573	60.5

Score By Periods:	1st	2nd	OT	Total
Purdue	855	927		1782
Opponent	752	821		1573

Big Ten Statistics

Player	GP	GS	MP	Avg	FG	FGA	Pct	3FG	FGA	Pct	FT	FTA	Pct	Off	Def	Tot	Avg	PF	FO	A	TO	BS	ST	PTS	Avg
E'Twaun Moore	13	13	394	30.3	67	134	.500	24	59	.407	26	35	.743	11	39	50	3.8	33	1	40	19	6	13	184	14.2
Robbie Hummel	12	10	345	28.8	51	100	.510	20	41	.488	32	36	.889	24	42	66	5.5	33	0	36	17	9	10	154	12.8
Keaton Grant	13	13	406	31.2	44	111	.396	28	65	.431	39	41	.951	12	36	48	3.7	27	0	29	26	5	9	155	11.9
Chris Kramer	13	13	408	31.4	34	70	.486	4	15	.267	15	23	.652	3	35	38	2.9	30	0	40	24	8	31	87	6.7
Nemanja Calasan	13	9	232	17.8	31	79	.392	11	30	.367	13	19	.684	17	21	38	2.9	30	1	8	17	6	2	86	6.6
Marcus Green	13	3	216	16.6	28	60	.467	12	28	.429	13	27	.481	16	23	39	3.0	27	2	7	12	6	8	81	6.2
Scott Martin	11	0	205	18.6	19	61	.311	8	24	.333	16	22	.727	13	22	35	3.2	32	1	17	16	5	12	62	5.6
JaJuan Johnson	13	4	202	15.5	15	42	.357	0	1	.000	19	30	.633	8	15	23	1.8	23	0	6	7	16	7	49	3.8
Tarrance Crump	13	0	170	13.1	9	33	.273	0	6	.000	8	9	.889	4	3	7	0.5	16	0	11	17	0	6	26	2.0
Mark Wohlford	2	0	2	1.0	0	0	.000	0	0	.000	0	0	.000	0	0	0	0.0	0	0	0	0	0	0	0	0.0
Chad Sutor	3	0	5	1.7	0	0	.000	0	0	.000	0	0	.000	0	0	0	0.0	2	0	0	2	0	0	0	0.0
Chris Reid	3	0	6	2.0	0	0	.000	0	0	.000	0	0	.000	0	1	1	0.3	1	0	0	0	0	0	0	0.0
Garrett Mocas	2	0	2	1.0	0	0	.000	0	0	.000	0	0	.000	0	0	0	0.0	1	0	0	0	0	0	0	0.0
Bobby Riddell	3	0	7	2.3	0	1	.000	0	0	.000	0	0	.000	0	0	0	0.0	0	0	0	0	0	2	0	0.0
Team														21	21	42	3.2	0			1				

Total	13			298	691	.431	107	269	.398	181	242	.748	129	258	387	29.8	255	5	194	158	61	100	884	68.0
Opponents	13			266	615	.433	61	191	.319	193	279	.692	124	282	406	31.2	229	-	155	211	38	69	786	60.5

Score By Periods:	1st	2nd	OT	Total
Purdue	428	456		884
Opponents	371	415		786

2007-08 Purdue Game Results and Leaders

Opponent	Date	Score	W/L	POINTS	REBOUNDS	ASSISTS	STEALS	BLOCKED SHOTS
Bethune-Cookman	11-15-07	66-40	W	15-Kramer	8-Martin	5-Moore	4-Hummel/Kramer	3-Martin
Lipscomb	11-20-07	66-62	W	16-Martin	8-Hummel	4-Kramer	5-Grant	2-Kramer
Loyola-Chicago	11-24-07	84-53	W	18-Moore	8-Hummel	3-Kramer	2-Grant	4-Johnson
at No. 18 Clemson	11-27-07	61-58	L	13-Martin	8-Calasan	1-Several players	4-Martin	None
Indiana State	12-01-07	71-60	W	16-Calasan	8-Moore	5-Moore	3-Grant	2-Johnson/Moore
Ball State	12-5-07	70-57	W	15-Grant	6-Hummel	7-Hummel	3-Moore	2-Grant
at Missouri	12-8-07	73-63	L	15-Moore	8-Johnson	4-Hummel	2-Three players	2-Moore
vs. No. 20 Louisville	12-15-07	67-59	W	15-Hummel	5-Hummel/Johnson	5-Crump	4-Kramer	2-Grant/Hummel
Texas Southern	12-17-07	76-56	W	14-Johnson	10-Green	4-Moore	2-Crump/Moore	1-Three players
Wofford	12-19-07	69-66	L	17-Grant	8-Hummel	4-Kramer	3-Hummel	3-Hummel/Kramer
vs. Iowa State	12-22-07	83-80	L	19-Hummel	7-Kramer	5-Kramer	1-Three players	2-Johnson
vs. Missouri State	12-23-07	72-70	W	17-Martin	12-Hummel	3-Hummel	2-Riddell	1-Three players
Florida International	12-29-07	59-44	W	13-Martin	8-Hummel	2-Hummel/Kramer	2-Five players	1-Four players
Michigan	01-05-08	65-58	W	17-Grant	7-Hummel/Martin	6-Moore	2-Martin/Moore	4-Johnson
at No. Michigan St.	01-08-08	78-75	L	19-Kramer	5-Green	4-Three players	2-Martin/Moore	2-Green
Ohio State	01-12-08	75-68	W	22-Green	8-Moore	6-Grant	5-Kramer	1-Four players
at Iowa	01-16-08	67-62	W	22-Grant	4-Four players	5-Hummel	1-Six players	1-Three players
Illinois	01-19-08	74-67	W	22-Grant	6-Moore	4-Martin	4-Hummel/Kramer	1-Four players
at Penn State	01-23-08	64-42	W	15-Hummel	11-Hummel	5-Hummel/Moore	3-Martin	2-Green/Johnson
No. 11 Wisconsin	01-26-08	60-56	W	16-Moore	7-Hummel	5-Hummel	2-Johnson	2-Johnson
Iowa	01-30-08	51-50	W	12-Moore	4-Moore	3-Three players	3-Kramer	1-Kramer/Martin
at Illinois	02-02-08	83-75	W	24-Moore	5-Grant/Green	3-Kramer	2-Crump/Kramer	1-Kramer
Penn State	02-05-08	67-53	W	17-Hummel	7-Green	4-Moore	2-Three players	1-Four players
at No. 8 Wisconsin	02-09-08	72-67	W	21-Hummel	5-Moore	4-Moore	3-Kramer	2-Johnson/Moore
No. 10 Michigan State	02-12-08	60-54	W	24-Hummel	11-Hummel	5-Kramer	5-Kramer	2-Johnson/Kramer
at Northwestern	02-16-08	71-56	W	28-Moore	7-Grant/Green	8-Kramer	2-Kramer	2-Hummel

Purdue 2007-08 Team Statistics

Opponent	Date	Score	W/L	FG	FGA	Pct	3FG	FGA	Pct	FT	FTA	Pct	Off	Def	Tot	Avg	PF	A	TO	Bk	Stl	Pts	Avg
Bethune-Cookman	11-17-07	66-40	W	25	59	.424	5	21	.238	11	18	.611	11	19	30	30.0	14	15	12	5	13	66	66.0
Lipscomb	11-20-07	66-62	W	22	68	.324	4	21	.190	18	23	.783	19	15	34	32.0	16	10	8	4	14	66	66.0
Loyola-Chicago	11-24-07	84-53	W	28	47	.596	8	15	.533	20	26	.769	7	19	26	30.0	17	13	9	6	7	84	72.0
at No. 18 Clemson	11-27-07	61-58	L	24	60	.400	2	12	.167	8	10	.800	13	26	39	32.2	22	6	21	0	10	58	68.5
Indiana State	12-01-07	71-60	W	27	61	.443	8	17	.471	9	17	.529	16	24	40	33.8	18	17	13	5	5	71	69.0
Ball State	12-05-07	70-57	W	23	50	.460	10	24	.417	14	18	.778	5	21	26	32.5	19	14	15	2	9	70	69.2
at Missouri	12-08-07	73-63	L	25	58	.431	3	19	.158	10	17	.588	8	26	34	32.7	26	9	16	5	9	73	68.3
vs. No. 20 Louisville	12-15-07	67-59	W	22	46	.478	6	15	.400	17	27	.630	9	31	40	33.6	19	16	16	5	17	67	68.1
Texas Southern	12-17-07	76-56	W	25	57	.439	8	19	.421	18	26	.692	19	33	52	35.7	13	17	17	3	7	76	69.0
Wofford	12-19-07	69-66	L	26	63	.413	3	16	.188	11	20	.550	17	18	35	35.7	19	8	9	10	9	69	68.7
vs. Iowa State	12-22-07	83-80	L	27	50	.540	5	11	.455	24	37	.649	11	20	31	35.4	23	14	15	3	2	80	69.8
vs. Missouri State	12-23-07	72-70	W	23	50	.460	5	13	.385	21	30	.700	11	24	35	35.2	21	9	17	3	4	72	69.9
Florida International	12-29-07	59-44	W	16	57	.281	4	18	.222	23	25	.920	16	25	41	35.7	16	8	17	4	14	59	69.1
Michigan	01-05-08	65-58	W	20	51	.392	9	18	.500	16	21	.762	12	22	34	35.6	17	15	14	7	8	65	68.8
at No. 6 Michigan St.	01-08-08	78-75	L	26	63	.413	8	22	.364	15	17	.882	11	15	26	34.9	25	15	7	6	7	75	69.2
Ohio State	01-12-08	75-68	W	23	60	.383	8	21	.381	21	33	.636	13	29	42	35.4	21	15	18	4	8	75	69.6
at Iowa	01-16-08	67-62	W	22	57	.386	11	24	.458	12	12	1.000	12	19	31	35.1	20	15	12	3	6	67	69.4
Illinois	01-19-08	74-67	W	22	53	.415	8	15	.533	28	28	.786	10	15	25	34.5	18	17	10	4	11	74	69.7
at Penn State	01-23-08	64-42	W	25	53	.472	11	25	.440	3	5	.600	7	24	31	34.3	17	18	9	9	8	64	69.4
No. 11 Wisconsin	01-26-08	60-56	W	21	56	.375	7	20	.350	11	14	.786	12	23	35	34.3	22	15	12	6	6	60	68.9
Iowa	01-30-08	51-50	W	19	46	.413	7	17	.412	6	12	.500	7	14	21	33.7	14	15	12	2	10	51	68.0
at Illinois	02-02-08	83-75	W	24	49	.490	7	19	.368	28	35	.800	10	19	29	33.5	26	11	16	1	6	83	68.7
Penn State	02-05-08	67-53	W	23	53	.434	7	22	.318	14	16	.875	14	14	28	33.3	16	15	10	4	9	67	68.7
at No. 8 Wisconsin	02-09-08	72-67	W	26	49	.531	8	19	.421	12	22	.545	5	16	21	32.8	25	11	11	5	8	72	68.8
No. 10 Michigan State	02-12-08	60-54	W	21	56	.375	7	24	.292	11	14	.786	9	22	31	32.7	17	14	11	5	9	60	68.4
at Northwestern	02-16-08	71-56	W	26	45	.578	9	23	.391	10	13	.769	8	26	34	32.7	17	18	16	5	4	71	68.5

Opponents

Opponent	Date	Score	W/L	FG	FGA	Pct	3FG	FGA	Pct	FT	FTA	Pct	Off	Def	Tot	Avg	PF	A	TO	Bk	Stl	Pts	Avg
Bethune-Cookman	11-17-07	66-40	L	17	43	.395	3	10	.300	3	7	.429	9	22	31	31.0	14	4	30	2	3	40	40.0
Lipscomb	11-20-07	66-62	L	22	43	.512	8	11	.727	10	14	.714	5	26	31	31.0	20	11	23	1	2	62	51.0
Loyola-Chicago	11-24-07	84-53	L	18	45	.400	5	12	.417	12	17	.706	11	14	25	29.3	18	6	19	0	3	53	51.7
at No. 18 Clemson	11-27-07	61-58	W	22	49	.449	7	19	.368	10	26	.385	12	25	37	31.3	17	11	21	11	9	61	54.0
Indiana State	12-01-07	71-60	L	23	53	.434	4	15	.267	10	15	.667	10	21	31	33.8	19	12	14	4	10	60	55.2
Ball State	12-05-07	70-57	L	22	47	.468	6	7	.857	7	13	.538	7	22	29	30.8	15	14	22	0	1	57	55.5
at Missouri	12-08-07	73-63	W	24	51	.471	4	13	.308	21	31	.677	8	29	37	31.7	20	12	14	6	8	73	58.0
vs. No. 20 Louisville	12-15-07	67-59	L	19	59	.322	7	30	.233	14	23	.609	16	20	36	32.2	23	9	13	3	11	59	58.1
Texas Southern	12-17-07	76-56	L	22	61	.361	8	30	.267	4	8	.500	10	16	26	31.6	16	16	12	3	10	56	57.9
Wofford	12-19-07	69-66	W	24	52	.462	7	13	.538	14	21	.667	13	24	37	32.2	18	17	16	2	4	66	59.0
vs. Iowa State	12-22-07	83-80	W	27	50	.540	5	11	.455	24	37	.649	10	24	34	31.9	23	14	15	3	2	83	61.8
vs. Missouri State	12-23-07	72-70	L	21	47	.447	7	16	.438	21	26	.808	3	22	25	31.8	24	10	17	4	5	70	61.9
Florida International	12-29-07	59-44	L	17	46	.370	3	16	.188	7	11	.636	4	26	30	31.6	24	7	25	7	8	44	60.5
Michigan	01-05-08	65-58	L	21	57	.368	4	18	.222	12	14	.857	13	21	34	31.8	21	7	12	3	8	58	60.4
at No. 6 Michigan St.	01-08-08	78-75	W	25	41	.610	2	5	.400	26	33	.788	7	27	34	31.9	20	19	17	7	5	78	61.5
Ohio State	01-12-08	75-68	L	22	62	.353	6	24	.250	18	24	.750	12	28	40	32.4	25	11	20	3	8	68	61.9
at Iowa	01-16-08	67-62	L	20	46	.435	5	16	.313	17	22	.773	9	23	32	32.4	13	14	14	6	5	62	61.9
Illinois	01-19-08	74-67	L	25	51	.490	7	15	.467	10	21	.476	16	22	38	32.7	23	18	21	2	5	67	62.6
at Penn State	01-23-08	64-42	L	15	39	.385	5	9	.556	7	15	.467	3	22	25	32.3	8	10	13	0	3	42	61.2
No. 11 Wisconsin	01-26-08	60-56	L	20	52	.385	4	12	.333	12	19	.632	11	21	32	32.3	17	11	13	4	6	56	60.9
Iowa	01-30-08	51-50	L	19	36	.528	7	16	.438	5	9	.556	5	22	27	32.0	17	9	22	5	4	50	60.4
at Illinois	02-02-08	83-75	L	21	42	.500	3	16	.188	30	41	.732	7	18	25	31.7	22	8	18	3	2	75	61.0
Penn State	02-05-08	67-53	L	20	42	.476	8	15	.533	5	14	.357	9	16	25	31.4	15	13	18	0	3	53	60.7
at No. 8 Wisconsin	02-09-08	72-67	L	17	52	.327	3	18	.167	30	33	.909	19	24	43	31.9	17	9	18	2	6	67	61.0
No. 10 Michigan State	02-12-08	60-54	L	21	45	.467	0	5	.000	12	18	.667	6	26	32	31.9	15	9	19	3	8	54	60.7
at Northwestern	02-16-08	71-56	L	20	50	.400	7	22	.318	9	16	.563	7	12	19	31.4	16	17	6	0	5	56	60.5

2007-08 Purdue Team Highs and Lows

		Purdue		Opponent	
Points 1st Half	High	42	at Wisconsin, 2-9-08	44	at Missouri, 12-8-07
	Low	19	vs. Florida International, 12-29-07	18	vs. Fla. Int., 12-29-07, vs. Michigan St., 2-12-08
Points 2nd Half	High	47	vs. Illinois, 1-19-08	46	vs. Iowa State, 12-22-07
	Low	25	at Penn State, 1-23-08	21	vs. Bethune-Cookman, 11-15-07
Total Points	High	84	vs. Loyola-Chicago, 11-24-07	83	vs. Iowa State, 12-22-07
	Low	51	vs. Iowa, 1-30-08	40	vs. Bethune-Cookman, 11-15-07
FG Made	High	28	vs. Loyola-Chicago, 11-24-07, vs. Iowa State, 12-22-07	27	vs. Iowa State, 12-22-07
	Low	16	vs. Florida International, 12-29-07	15	at Penn State, 1-23-08
FG Attempted	High	68	vs. Lipscomb, 11-20-07	62	vs. Ohio State, 1-12-08
	Low	45	at Northwestern, 2-16-08	39	at Penn State, 1-23-08
FG Percentage	High	.596	vs. Loyola-Chicago, 11-24-07	.610	at Michigan State, 1-8-08
	Low	.281	vs. Florida International, 12-29-07	.322	vs. Louisville, 12-15-07
3-Pt. FG Made	High	11	at Iowa, 1-16-08, at Penn State, 1-23-08	8	Three Times
	Low	2	at Clemson, 11-27-07	0	vs. Michigan State, 2-12-08
3-Pt. FG Att.	High	25	at Penn State, 1-23-08	30	vs. Louisville, 12-15-07
	Low	12	at Clemson, 11-27-07	5	at Michigan St., 1-8-08, vs. Michigan St., 2-12-08
3-Pt. FG Pct.	High	.533	vs. Loyola-Chicago, 11-24-07, vs. Illinois, 1-19-08	.857	vs. Ball State, 12-5-07
	Low	.158	at Missouri, 12-8-07	.167	at Wisconsin, 2-9-08
FT Made	High	28	at Illinois, 2-2-08	30	at Illinois, 2-2-08, at Wisconsin, 2-9-08
	Low	3	at Penn State, 1-23-08	3	vs. Bethune-Cookman, 11-15-07
FT Attempted	High	35	at Illinois, 2-2-08	41	at Illinois, 2-2-08
	Low	5	at Penn State, 1-23-08	7	vs. Bethune-Cookman, 11-15-07
FT Percentage	High	1.000	at Iowa, 1-16-08	.909	at Wisconsin, 2-9-08
	Low	.500	vs. Iowa, 1-30-08	.357	vs. Penn State, 2-5-08
Off. Rebounds	High	19	vs. Lipscomb, 11-20-07, vs. Texas Southern, 12-17-07	19	at Wisconsin, 2-9-08
	Low	5	vs. Ball State, 12-5-07, at Wisconsin, 2-9-08	3	vs. Missouri State, 12-23-07, at Penn State, 1-23-08
Def. Rebounds	High	33	vs. Texas Southern, 12-17-07	36	vs. Louisville, 12-15-07
	Low	14	vs. Iowa, 1-30-08, vs. Penn State, 2-5-08	12	at Northwestern, 2-16-08
Total Rebounds	High	52	vs. Texas Southern, 12-17-07	52	vs. Louisville, 12-15-07
	Low	21	vs. Iowa, 1-30-08, at Wisconsin, 2-9-08	19	at Northwestern, 2-16-08
Assists	High	18	at Penn State, 1-23-08, at Northwestern, 2-16-08	19	at Michigan State, 1-8-08
Blocked Shots	High	10	vs. Wofford, 12-19-07	11	at Clemson, 11-27-07
Steals	High	14	vs. Lipscomb, 11-20-07, Fla. Int., 12-29-07	10	vs. Indiana State, 12-1-07, vs. Texas Southern, 12-17-07
Turnovers	High	21	at Clemson, 11-27-07	30	vs. Bethune-Cookman, 11-15-07
	Low	7	at Michigan State, 1-8-08	6	at Northwestern, 2-16-08
Personal Fouls	High	30	vs. Iowa State, 12-22-07	25	vs. Ohio State, 1-12-08
	Low	13	vs. Texas Southern, 12-17-07	8	at Penn State, 1-23-08

The Last Time It Happened

Team

Individual

100 Points by a Team

By Purdue 102 vs. Southeast Missouri State (12/30/06)
 By Opponent 101 vs. Kentucky (12/3/96)

30-Point Win

By Purdue 102-65 vs. Southeast Missouri State (12/30/06)
 By Opponent 97-57 vs. Florida State (11/29/05)

65 Percent Shooting by a Team

By Purdue650 vs. Ohio State (2/7/98)
 By Opponent674 vs. Loyola (Ill.) (12/28/91)

60 Percent Shooting by a Team

By Purdue610 at Michigan State (1/8/08)
 By Opponent603 at Florida State (11/29/05)

50 Percent Shooting by a Team

By Purdue 578 at Northwestern (2/16/08)
 By Opponent 500 at Illinois (2/2/08)

Purdue Played a Ranked Opponent[^]

Purdue Win ... 60-54 vs. No.10/9 Michigan State (2/12/08)
 Purdue Loss 78-75 at No. 6/6 Michigan State (1/8/08)

Overtime Game

Purdue Win 76-70 vs. Michigan State (1/25/04)
 Purdue Loss 78-76 vs. Northwestern (1/25/06)

Double Overtime Game

Purdue Win 90-87 vs. Wisconsin (2/18/93)
 Purdue Loss 75-73 vs. Indiana (1/15/05)

Triple Overtime Game

Purdue Win 67-58 vs. Miami (Ohio) (12/3/83)
 Purdue Loss 92-93 vs. Ohio State (3/5/81)

Home Season Openers

Purdue Win 66-40 vs. Bethune-Cookman (11/15/07)
 Purdue Loss 67-66 vs. Central Michigan (12/21/00)

Road/Neutral Openers

Purdue Win 61-50 vs. Texas State (11/26/03)
 Purdue Loss 79-61 vs. Georgia Tech (11/20/06)

Purdue Was Ranked

AP Top 10 (9) January 10, 1999
 AP Top 25 (19) Feb. 11, 2008

40 Points by a Player

By Purdue 44, Glenn Robinson vs. Kansas (3/24/94)
 By Opponent 40, Kirk Manns, Michigan State (1/25/89)

30 Points by a Player

By Purdue 32, David Teague vs. Indiana (2/15/07)
 By Opponent 32, Jeff Horner, Iowa (2/1/06)

20 Rebounds by a Player

By Purdue ... 21, William Franklin vs. Ohio State (1/9/72)
 By Opponent ... 20, Curtis Borchardt, Stanford (11/24/01)

15 Rebounds by a Player

By Purdue ... 15, Matt Kiefer, vs. Northwestern (1/25/06)
 By Opponent 15, David West, Xavier (12/5/01)

Two Players with 20 or More Points in Same Game

By Purdue David Teague (32) and Carl Landry (22)
 vs. Indiana (2/15/07)
 By Opponent Tim Doyle (26) and Kevin Coble (24)
 by Northwestern (2/24/07)

Two Players with 10 or More Rebs. in Same Game

By Purdue David Teague (11) and Carl Landry (10)
 vs. DePaul (11/22/06)
 By Opponent K.C. Rivers (12) and Trevor Booker (13)
 Clemson (11/27/07)

10 Assists by a Player

By Purdue ... 12, Austin Parkinson vs. Penn State (2/4/04)
 By Opponent 13, Drew Gibson, Wofford (12/19/07)

Five Steals by a Player

By Purdue .. 5, Chris Kramer vs. Michigan State (2/12/08)
 By Opponent 5, Matt Lawrence vs. Missouri (12/9/06)

Five Blocked Shots by a Player

By Purdue 5, John Allison vs. Appalachian State (12/2/00)
 By Opponent 5, Kurt Looby, at Iowa (1/16/08)

Double-Double by a Player*

By Purdue 24/11, Robbie Hummel vs. Michigan State (2/12/08)
 By Opponent 20/13, Brian Butch, Wisconsin (1/26/08)

[^]Rankings are ordered AP poll first then Coaches poll.

*Double-doubles are points and rebounds unless otherwise indicated.

2007-08 Purdue Miscellaneous Stats

Games as Leading Scorer

Moore	6
Grant	5
Hummel	5
Martin	4
Kramer	2
Calasan	1
Green	1
Johnson	1

Games as Leading Rebounder

Hummel	11
Green	5
Martin	4
Moore	4
Grant	3
Johnson	2
Calasan	2
Kramer	1

Games Leading in Assists

Kramer	10
Hummel	9
Moore	9
Martin	3
Crump	2
Grant	2
Calasan	1

Double-Doubles

Hummel	3
--------	---

Double-Figure Scoring Games

Moore	15
Hummel	14
Grant	13
Martin	10
Calasan	6
Kramer	5
Crump	4
Johnson	4
Green	3

20-Point Games

Grant	2
Hummel	2
Moore	2
Green	1

30-Point Games

	0
--	---

10-Rebound Games

Hummel	3
Green	1

6-Assist Games

Grant	1
Hummel	1
Kramer	1
Moore	1

Charges Drawn

Purdue	16
Opponents	14
Hummel	5
Kramer	5
Martin	3
Calasan	1
Green	1
Riddell	1

Dunks

Purdue	21
Opponents	21
Johnson	6
Grant	4
Hummel	4
Kramer	3
Green	2
Moore	2

Three-Point Plays

Purdue	24
Opponents	32
Hummel	4
Martin	4
Johnson	3
Kramer	3
Crump	2
Grant	2
Green	2
Calasan	1
Moore	1

Four-Point Plays

Purdue	1
Opponents	1
Hummel	1

Forced Five-Second Calls

Purdue	5
Opponents	6
Crump	1
Grant	1
Team	3

Technical Fouls

Purdue	0
Opponents	3

Jump Balls Controlled

Purdue	12
Opponents	14

Purdue's First Substitution

Crump	14
Calasan	7
Johnson	7
Martin	7
Kramer	4
Moore	3
Green	2
Hummel	2
Grant	1

Largest Halftime Lead

21 at Penn State (1/23/08)

Largest Halftime Deficit

8 at Missouri (12/8/07)

Largest Purdue Lead

31 vs. Loyola-Chicago (11/24/07)

Largest Purdue Deficit

12 at Missouri (12/8/07)

Largest Purdue Win

31 vs. Loyola-Chicago (11/24/07)

Largest Purdue Defeat

10 at Missouri (12/8/07)

Most Consecutive Points Scored

14 at Penn State (1/23/08)

Most Consecutive Points Allowed

16 vs. Florida International (12/29/07)

Largest Home Crowd

14,123 - four times

Largest Road Crowd

16,618 at Illinois (2/2/08)

Largest Neutral Crowd

17,170 vs. Louisville (12/15/07)

Purdue's 2007-08 Record When ...

Plays at home	16-1	Plays in November	3-1
Plays on the road	5-3	Plays in December	6-3
Plays at neutral site	2-1	Plays in January	7-1
Big Ten record	12-1	Plays in February	5-0
Record against all opponents	21-5	Plays in March	0-0
Wins the game before	16-4	Plays in April	0-0
Loses the game before	4-1	Plays during the day	10-1
Leads at half	16-1	Plays at night	11-4
Trails at half	4-2	Plays on Sunday	1-0
Tied at half	1-2	Plays on Monday	1-0
Plays an overtime game	0-0	Plays on Tuesday	3-2
Shoots 50% or better	3-1	Plays on Wednesday	4-1
Shoots less than 50%	18-5	Plays on Thursday	1-0
Opp. shoots 50% or less	17-3	Plays on Friday	0-0
Shoots better than opp.	11-0	Plays on Saturday	11-2
Shoots worse than opp.	10-4	Margin is 5 pts. or less	6-4
Has more FTs made than opp.	13-0	Margin is 10 pts. or less	6-1
Has equal FTs made	1-0	Margin is between 11-20	6-0
Has less FTs made than opp.	7-5	Margin is more than 20	3-0
Outrebounds opp.	13-1	Has a 20-pt. scorer	7-0
Is outrebounded	7-4	Has a 30-pt. scorer	0-0
Has equal rebounds	1-0	Scores 59 points or less	2-1
Has more TOs than opp.	4-1	Scores 60+ points	9-2
Has equal or less TOs than opp.	17-4	Scores 70+ points	8-1
Scores less bench pts.	5-3	Scores 80+ points	2-1
Plays a ranked opponent	4-2	Scores 90+ points	0-0
Makes 5+ 3-Pt. shots	19-2	Scores 100+ points	0-0
No Purdue player fouls out	17-2		
1+ Purdue player fouls out	4-3		
Has 20+ assists	0-0		
Wears white uniforms	15-2		
Wears black uniforms	6-3		
Wears gold uniforms	0-0		
Plays in tournaments	0-0		
Plays on television (total)	20-4		

1 Bethune-Cookman 40
 Purdue 66
 Nov. 15, 2007 *Highly touted freshmen impress in debut*

Mackey Arena (12,848) West Lafayette, Ind.

Bethune-Cookman	FG	3FG	FT	O-D-R	PF	TP	A	T	B	S	M
02 Holmes	1-4	0-0	3-4	1-2-3	4	5	0	5	0	0	32
04 Pettus	3-8	0-1	0-2	1-5-6	1	6	1	4	1	1	35
21 Creppy	1-1	0-0	0-0	1-0-1	2	2	0	2	0	0	9
22 Hudson	6-10	2-3	0-1	0-4-4	1	14	0	7	1	0	23
32 Cook	0-3	0-1	0-0	1-3-4	2	0	0	3	0	1	34
01 Woods	2-5	0-1	0-0	0-3-3	0	4	1	4	0	1	26
03 Carrier	1-7	1-4	0-0	0-3-3	0	3	2	2	0	0	18
23 Whatley	0-2	0-0	0-0	0-0-0	3	0	0	2	0	0	14
33 Anderson	3-3	0-0	0-0	3-0-3	1	6	0	0	0	0	9
TM Team	-	-	-	-	-	-	-	-	-	-	-
Totals	17-43	3-10	3-7	10-22-32	14	40	4	30	2	3	200

Purdue	FG	3FG	FT	O-D-R	PF	TP	A	T	B	S	M
03 Kramer	5-6	2-2	3-6	0-0-0	1	15	3	0	1	4	26
04 Hummel	1-4	0-1	0-0	1-2-3	4	2	2	0	0	4	26
12 Crump	2-5	1-2	0-0	2-0-2	2	5	3	0	0	0	21
33 Moore	5-11	1-5	3-4	0-4-4	2	14	5	4	1	3	29
25 Johnson	4-11	0-0	4-5	4-3-7	0	12	0	1	0	0	28
14 Martin	4-14	0-6	1-3	2-6-8	2	9	0	1	3	1	27
55 Reid	0-0	0-0	0-0	0-2-2	0	0	2	1	0	0	10
20 Green	4-4	1-1	0-0	1-1-2	1	9	0	0	1	0	16
11 Riddell	0-3	0-3	0-0	0-0-0	1	0	0	1	0	0	17
02 Sutor	0-1	0-1	0-0	0-1-1	1	0	0	1	0	0	3
TM Team	-	-	-	-	-	-	-	-	-	-	-
Totals	25-59	5-21	11-18	11-19-30	14	66	15	12	5	13	200

	1st	2nd	OT	Total	FG%	3FG%	FT%
Bethune-Cookman	19	21	-	40	39.5	30.0	42.9
Purdue	36	30	-	66	42.4	23.8	61.1

Officials: Ed Hightower, Donnee Gray, John Higgins

Game Notes: Purdue improved to 90-20 in season openers and 74-9 in season openers at home. The win was Purdue's eighth in the last 10 season openers. Matt Painter is 3-0 in season openers at Purdue.

2 Lipscomb 62
 Purdue 66
 Nov. 21, 2007 *The Boiler makers squeak past the Bisons*

Mackey Arena (12,907) West Lafayette, Ind.

Lipscomb	FG	3FG	FT	O-D-R	PF	TP	A	T	B	S	M
14 Ard	8-12	3-4	0-2	0-3-3	2	19	3	7	0	1	32
35 Brown	2-4	0-0	3-5	3-8-11	1	7	1	1	0	0	31
42 Lusk	5-8	3-3	0-0	0-2-2	2	13	4	4	1	1	36
43 Hopkins	1-2	0-0	0-0	0-6-6	5	2	0	2	0	0	16
20 Daniels	3-9	0-2	5-5	0-1-1	1	11	0	1	0	0	32
00 Slater	2-4	2-2	0-0	0-3-3	4	6	2	5	0	0	20
40 Pfaff	1-3	0-0	2-2	1-0-1	3	2	0	0	0	0	26
34 Hodzic	0-1	0-0	2-2	1-0-1	0	0	0	0	0	0	7
TM Team	-	-	-	-	-	-	-	-	-	-	-
Totals	22-73	8-11	10-14	5-26-31	20	62	11	23	1	2	200

Purdue	FG	3FG	FT	O-D-R	PF	TP	A	T	B	S	M
03 Kramer	3-7	0-1	3-6	1-2-3	2	9	4	1	2	4	30
04 Hummel	3-9	1-3	6-6	5-3-8	2	13	3	2	1	2	35
33 Moore	3-12	1-5	0-0	3-4-7	0	7	0	1	0	0	23
25 Johnson	3-11	0-1	2-3	1-1-2	0	8	0	1	0	0	28
05 Grant	2-9	1-5	0-0	1-1-2	3	5	1	1	0	5	33
14 Martin	6-12	1-4	3-4	4-2-6	1	16	0	1	0	3	31
12 Crump	2-6	0-2	4-4	0-0-0	2	8	1	0	0	0	8
20 Green	0-2	0-0	0-0	1-1-2	3	0	0	1	1	0	8
11 Riddell	0-0	0-0	0-0	0-0-0	1	0	0	1	0	0	4
TM Team	-	-	-	-	-	-	-	-	-	-	-
Totals	22-68	4-21	18-23	19-15-34	16	66	10	8	4	14	200

	1st	2nd	OT	Total	FG%	3FG%	FT%
Lipscomb	40	22	-	62	51.2	72.7	71.4
Purdue	35	31	-	66	32.4	19.0	78.3

Officials: Ted Hillary, Tom Eades, Reggie Greenwood

Game Notes: With the win, Purdue was 2-0 for the third-straight year under Painter. Purdue has started the year 2-0 six of the last seven years. It was Purdue's six-straight win in Mackey Arena.

3 Loyola-Chicago 53
 Purdue 84
 Nov. 24, 2007 *Boilers fix shooting woes in impressive victory*

Mackey Arena (8,115) West Lafayette, Ind.

Loyola-Chicago	FG	3FG	FT	O-D-R	PF	TP	A	T	B	S	M
02 Robinson	2-5	0-0	1-4	1-3-4	3	5	1	2	0	1	31
33 Forman	3-6	1-4	4-4	2-3-5	2	11	0	1	0	1	29
32 Polka	1-4	0-1	1-2	2-2-4	3	3	1	4	0	0	28
34 Young	0-5	0-0	2-2	5-1-6	2	2	1	2	0	0	20
25 Blount	6-11	1-1	4-4	0-0-0	3	17	0	5	0	0	31
44 Levin	0-1	0-0	0-0	0-0-0	0	0	1	0	0	0	7
55 Williams	1-1	0-0	0-0	0-1-1	2	2	1	1	0	1	15
22 Horton	1-2	0-0	0-0	0-0-0	0	2	0	1	0	0	7
23 Telander	2-5	2-4	0-0	0-0-0	1	2	6	0	2	0	13
04 Thomas	1-3	1-2	0-1	0-0-0	0	3	0	1	0	0	8
14 McCammon	1-3	0-0	0-0	1-0-1	1	2	1	0	0	0	5
30 Sterling	0-1	0-0	0-0	0-1-1	0	0	0	0	0	0	4
50 Adler	0-0	0-0	0-0	0-0-0	0	0	0	0	0	0	2
TM Team	-	-	-	-	-	-	-	-	-	-	-
Totals	18-45	5-12	12-17	11-14-25	18	53	6	19	0	3	200

Purdue	FG	3FG	FT	O-D-R	PF	TP	A	T	B	S	M
04 Hummel	3-4	1-2	4-6	4-4-8	3	11	1	2	0	1	25
25 Johnson	4-8	0-0	2-4	1-4-5	2	10	1	0	4	0	20
14 Martin	4-7	0-1	7-8	0-3-3	1	15	2	1	0	1	24
05 Grant	3-3	2-2	0-0	0-1-1	1	8	1	1	1	2	23
03 Kramer	0-1	0-0	2-2	0-1-1	3	2	2	1	1	25	
12 Crump	3-5	0-1	2-2	0-1-1	1	8	3	2	0	0	17
21 Calasan	3-7	1-4	0-0	0-0-0	2	7	1	0	0	0	22
33 Moore	7-9	4-4	0-0	0-0-0	1	18	1	1	0	2	27
20 Green	1-3	0-1	0-0	1-2-3	3	2	1	0	0	0	11
02 Sutor	0-0	0-0	0-0	0-1-1	0	0	0	0	0	0	2
11 Riddell	0-0	0-0	3-4	0-0-0	0	3	0	0	0	0	2
55 Reid	0-0	0-0	0-0	0-0-0	0	0	0	0	0	0	2
TM Team	-	-	-	-	-	-	-	-	-	-	-
Totals	28-47	8-15	20-26	7-19-26	17	84	13	9	6	7	200

	1st	2nd	OT	Total	FG%	3FG%	FT%
Loyola Chicago	28	25	-	53	40.0	41.7	70.6
Purdue	39	45	-	84	59.6	53.3	76.9

Officials: Zelton Steed, Tom Mauer, Dan Dorian

Game Notes: With the win, Purdue won eight out of their last 10 games dating back to the 2006-07 season. The win made Purdue 18-0 at home in non-conference games under coach Matt Painter.

4 Purdue 58
 No. 18 Clemson 61
 Nov. 27, 2007 *Kramer injured in second-half of Purdue loss*

Littlejohn Coliseum (7,350) Clemson, S.C.

Purdue	FG	3FG	FT	O-D-R	PF	TP	A	T	B	S	M
04 Hummel	2-6	0-1	3-3	2-4-6	3	7	1	0	0	1	34
14 Martin	6-11	1-5	0-1	1-4-5	2	13	1	4	0	4	31
25 Johnson	1-4	0-0	2-2	0-1-1	3	4	0	0	0	0	15
03 Kramer	0-3	0-0	0-0	0-2-2	0	0	1	2	0	0	15
05 Grant	0-4	0-1	0-0	1-5-6	3	0	1	2	0	3	22
12 Crump	5-11	0-1	1-2	2-2-4	0	11	1	3	0	0	24
20 Green	2-3	0-1	0-0	0-1-1	3	4	0	2	0	1	13
21 Calasan	4-11	0-1	2-2	4-4-8	4	10	3	0	0	0	20
33 Moore	4-7	1-2	0-0	0-2-2	4	9	1	3	0	1	26
TM Team	-	-	-	-	-	-	-	-	-	-	-
Totals	24-60	2-12	8-10	13-26-39	22	58	6	21	0	10	200

Clemson	FG	3FG	FT	O-D-R	PF	TP	A	T	B	S	M
01 Rivers	6-14	1-7	5-9	7-5-12	1	18	0	1	1	0	35
12 Sykes	1-1	0-0	0-2	0-0-0	2	2	0	5	4	0	18
35 Booker	3-6	0-0	1-5	3-10-13	3	7	3	3	4	0	30
02 Stitt	2-5	0-0	0-0	0-0-0	4	4	0	4	0	2	22
25 Hammonds	4-10	2-6	2-6	0-6-6	1	12	5	1	1	3	37
15 Potter	4-6	3-4	0-0	1-1-2	4	11	1	2	0	2	27
22 Oglesby	1-5	1-2	1-2	0-1-1	1	4	1	4	0	1	16
45 Grant	1-2	0-0	1-2	1-2-3	1	3	1	0	1	1	15
TM Team	-	-	-	-	-	-	-	-	-	-	-
Totals	22-49	7-19	10-26	12-25-37	17	61	11	21	11	9	200

	1st	2nd	OT	Total	FG%	3FG%	FT%
Purdue	26	32	-	58	40.0	16.7	80.0
Clemson	23	38	-	61	44.9	36.8	38.5

Officials: Karl Hess, Roger Ayers, Ray Natili

Game Notes: With the loss, Purdue fell to 2-5 in the Big Ten/ACC Challenge. The loss also dropped Purdue to 1-3 all-time against the Clemson Tigers.

5 Indiana State 60
 Purdue 71
 Dec. 1, 2007 *Purdue uses balanced scoring to improve to 4-1*

Mackey Arena (14,077) West Lafayette, Ind.

Indiana State	FG	3FG	FT	O-D-R	PF	TP	A	T	B	S	M
03 Arnold	3-5	1-2	0-1	2-5-7	3	7	1	2	0	0	22
21 Martin	7-11	0-0	0-1	1-4-5	3	14	1	0	4	2	28
01 Moore	3-9	1-2	1-2	2-3-5	1	8	3	4	0	3	37
25 Stinson	3-5	1-1	0-0	1-0-1	2	7	3	1	0	0	

7 Purdue 63
Missouri 73
Dec. 8, 2007 *Purdue's loses 10-point lead, falls at Mizzou*

Mizzou Arena (7,699) Columbia, Mo.

Purdue	FG	3FG	FT	O-D-R	PF	TP	A	T	B	S	M
04 Hummel	2-3	0-0	1-1	1-2-3	5	5	4	2	1	1	21
14 Martin	3-5	0-1	0-0	0-2-2	5	6	0	1	0	1	14
25 Johnson	4-8	0-0	1-2	1-7-8	4	9	0	1	1	2	23
05 Grant	4-10	1-4	4-6	0-2-2	3	13	2	2	0	2	27
33 Moore	6-12	2-5	1-2	1-1-2	3	15	1	3	2	0	28
03 Kramer	4-5	0-1	0-0	0-4-4	3	8	0	1	1	1	25
12 Crump	0-7	0-5	1-2	2-1-3	2	1	1	2	0	0	26
20 Green	2-5	0-3	1-2	1-3-4	0	5	1	3	0	2	21
21 Calasan	0-3	0-0	1-2	2-1-3	1	1	0	0	0	0	15
TM Team	-	-	-	-	-	-	-	-	-	-	-
Totals	25-58	3-19	10-17	8-26-34	26	63	9	16	5	9	200

Missouri	FG	3FG	FT	O-D-R	PF	TP	A	T	B	S	M
01 Carroll	2-5	0-0	3-6	1-0-1	4	7	2	1	3	1	21
05 Lyons	5-9	0-0	3-3	4-6-10	1	13	2	4	1	3	25
03 Hannah	3-7	1-3	2-2	0-1-1	4	9	2	3	0	1	27
12 Horton	1-2	0-1	0-1	0-3-3	4	2	2	1	0	1	26
33 Lawrence, M	3-7	2-5	0-0	0-3-3	3	8	0	2	0	1	22
02 Lawrence, K	3-8	1-2	4-6	0-3-3	0	11	2	2	0	1	25
04 Tiller	5-9	0-1	2-2	1-3-4	2	12	1	0	1	0	21
15 Brown	0-0	0-0	0-1	0-1-1	1	0	0	0	0	0	3
32 Volkus	1-2	0-0	3-4	0-3-3	1	5	0	1	0	1	11
35 Butterfield	1-2	0-1	4-6	2-1-3	0	6	1	1	0	0	19
TM Team	-	-	-	-	-	-	-	-	-	-	-
Totals	24-51	4-13	21-31	8-29-37	20	73	12	14	6	8	200

	1st	2nd	OT	Total	FG%	3FG%	FT%
Purdue	36	27	-	63	43.1	15.8	58.8
Missouri	44	29	-	73	47.1	30.8	67.7

Officials: Ted Hillary, John Higgins, Eric Curry

Game Notes: Purdue tied a season long scoring run in the second half with their 13-0 run that gave them a 10-point lead midway through the second half. Purdue was outscored 22-3 over the final seven minutes of the game.

10 Wofford 69
Purdue 66
Dec. 19, 2007 *Purdue suffers first home loss of season*

Mackey Arena (7,472) West Lafayette, Ind.

Wofford	FG	3FG	FT	O-D-R	PF	TP	A	T	B	S	M
02 Gibson	3-7	1-4	1-1	0-3-3	3	8	13	3	0	1	37
03 Salters	4-9	3-4	2-4	0-4-4	1	13	0	4	0	1	26
05 Nichols	4-7	1-2	1-1	0-0-0	2	10	0	4	0	0	22
41 Johnson	0-4	0-0	2-4	3-5-8	3	2	3	2	0	2	26
50 Martin	1-5	0-0	2-2	3-0-3	4	4	0	2	0	0	13
12 Estep	4-6	1-2	2-2	0-2-2	0	11	1	0	0	0	19
21 Crowell	3-6	0-0	1-2	0-2-2	2	7	0	0	1	0	25
42 Dahlman	2-3	0-0	1-3	1-1-2	1	5	0	1	0	0	15
33 Godzinski	3-5	1-1	2-2	1-3-4	2	9	0	1	0	1	17
TM Team	-	-	-	-	-	-	-	-	-	-	-
Totals	24-52	7-13	14-21	13-24-37	18	69	17	16	2	4	200

Purdue	FG	3FG	FT	O-D-R	PF	TP	A	T	B	S	M
04 Hummel	4-6	1-2	1-2	5-3-8	4	10	3	1	3	3	28
05 Grant	7-14	2-6	1-3	0-2-2	4	17	0	1	0	2	30
14 Martin	0-7	0-2	4-4	1-1-2	2	4	0	1	1	1	20
25 Johnson	2-5	0-0	1-2	1-4-5	2	5	0	0	1	0	17
33 Moore	3-8	0-1	2-2	0-1-1	2	8	0	1	0	2	28
03 Kramer	3-7	0-2	0-2	0-5-5	3	6	4	1	3	1	29
12 Crump	4-6	0-1	1-1	2-0-2	1	9	1	2	0	0	22
20 Green	1-3	0-1	0-0	0-1-1	1	2	0	2	0	0	8
21 Calasan	2-7	0-1	1-4	4-1-5	0	5	0	0	2	0	18
TM Team	-	-	-	-	-	-	-	-	-	-	-
Totals	26-63	3-16	11-20	17-18-35	19	66	8	9	10	9	200

	1st	2nd	OT	Total	FG%	3FG%	FT%
Wofford	28	41	-	69	46.2	53.8	66.7
Purdue	28	38	-	66	41.3	18.8	55.0

Officials: Jerry Heater, Alan Spainhour, Tony Dawkins

Game Notes: Purdue suffered its first home non-conference loss since 2004. Keaton Grant scored a career-high with 17 points.

8 No. 20 Louisville 59
Purdue 67
Dec. 15, 2007 *Purdue wins in the Wooden Tradition*

Conseco Fieldhouse (17,170) Indianapolis, Ind.

Louisville	FG	3FG	FT	O-D-R	PF	TP	A	T	B	S	M
01 Williams	6-11	2-3	3-7	3-6-9	5	17	1	4	0	2	35
05 Clark	0-7	0-4	2-2	3-10-13	1	2	1	2	2	2	39
10 Sosa	4-15	2-7	1-2	1-2-3	4	11	3	1	0	1	31
20 Scott	4-10	2-7	0-0	2-1-3	4	10	0	2	0	3	25
34 Smith	3-9	0-4	7-8	1-0-1	2	13	3	3	1	2	37
02 Knowles	1-2	1-2	0-0	1-0-1	2	3	0	1	0	1	11
15 Chichester	0-0	0-0	0-0	0-0-0	0	0	0	0	0	0	1
33 McGee	1-4	0-3	0-0	1-1-2	4	2	1	0	0	0	17
43 Farley	0-1	0-0	1-4	1-0-1	1	1	0	0	0	0	4
TM Team	-	-	-	-	-	-	-	-	-	-	-
Totals	19-59	7-30	14-23	16-20-36	23	59	9	13	3	11	200

Purdue	FG	3FG	FT	O-D-R	PF	TP	A	T	B	S	M
04 Hummel	3-6	1-2	8-10	2-3-5	1	15	3	1	2	0	29
05 Grant	4-7	4-6	0-0	0-4-4	3	11	1	2	2	0	32
14 Martin	3-6	0-1	5-8	0-3-3	4	12	1	1	1	0	22
25 Johnson	1-1	0-0	0-0	0-5-5	1	2	2	1	0	0	16
33 Moore	0-5	0-2	1-2	0-4-4	2	1	0	1	0	0	24
03 Kramer	5-8	1-3	3-5	2-1-3	3	14	4	1	0	4	30
12 Crump	3-6	0-1	0-0	0-2-2	3	6	5	4	0	1	23
20 Green	2-3	0-0	0-2	3-1-4	2	4	0	2	0	2	11
21 Calasan	1-4	0-0	0-0	1-1-2	0	2	1	1	0	0	13
TM Team	-	-	-	-	-	-	-	-	-	-	-
Totals	22-46	6-15	17-27	9-31-40	19	67	16	16	5	7	200

	1st	2nd	OT	Total	FG%	3FG%	FT%
Louisville	25	34	-	59	32.2	23.3	60.9
Purdue	34	33	-	67	47.8	40.0	63.0

Officials: Ed Corbett, J.D. Collins, Mike Kitts

Game Notes: Purdue improved to 3-4 in the John Wooden Tradition. The win was the first win against a ranked team on a neutral court since a 78-68 win over No. 2 Duke on Nov. 29, in the 2003 Great Alaska Shootout.

9 Texas Southern 56
Purdue 76
Dec. 17, 2007 *Purdue opens Las Vegas Classic with win*

Mackey Arena (7,303) West Lafayette, Ind.

Texas Southern	FG	3FG	FT	O-D-R	PF	TP	A	T	B	S	M
32 Ike	1-3	0-1	3-6	1-2-3	4	5	1	0	1	1	27
44 Abanobi	2-9	1-6	0-0	2-3-5	5	5	0	1	0	2	26
03 Miller	3-13	3-9	0-0	0-3-3	0	9	7	2	0	1	39
23 Burrell	3-12	0-2	0-0	1-3-4	1	6	3	2	1	0	28
31 Norwood	7-13	2-7	0-0	0-3-3	1	16	1	2	0	1	33
00 Robinson	3-3	0-0	0-0	0-0-0	0	6	1	1	0	0	10
02 Wayne	1-2	1-2	0-0	0-1-1	1	3	2	2	0	1	20
05 Frazier	2-6	1-3	1-2	3-0-3	4	6	1	1	1	4	17
TM Team	-	-	-	-	-	-	-	-	-	-	-
Totals	22-61	8-30	4-8	10-16-26	16	56	16	12	3	10	200

Purdue	FG	3FG	FT	O-D-R	PF	TP	A	T	B	S	M
25 Johnson	6-9	0-0	2-3	2-3-5	1	14	0	1	1	0	19
04 Hummel	2-6	0-1	4-5	3-1-4	2	8	3	1	1	0	22
05 Grant	2-4	1-3	6-6	3-0-3	1	11	1	0	0	1	16
14 Martin	4-11	2-3	1-2	2-3-5	0	11	2	1	1	0	22
33 Moore	3-8	3-5	1-2	1-1-2	2	10	4	0	2	2	24
02 Sutor	0-0	0-0	0-0	0-0-0	0	1	1	0	0	0	3
03 Kramer	0-2	0-1	1-2	1-5-6	0	1	3	0	0	1	17
11 Riddell	0-0	0-0	0-0	0-3-3	0	0	0	1	0	0	5
12 Crump	3-7	0-2	1-2	0-2-2	1	7	1	4	0	2	22
20 Green	2-4	1-2	0-0	2-8-10	2	5	2	1	0	1	22
21 Calasan	3-5	1-2	2-4	1-2-3	3	9	0	6	0	0	23
55 Reid	0-1	0-0	0-0	0-0-0	1	0	0	1	0	0	5
TM Team	-	-	-	-	-	-	-	-	-	-	-
Totals	25-57	8-19	18-26	19-33-52	13	76	17	17	3	7	200

	1st	2nd	OT	Total	FG%	3FG%	FT%
Texas Southern	19	37	-	56	36.1	26.7	50.0
Purdue	32	44	-	76	43.9	42.1	69.2

Officials: Brent Hampton, Ron Groover, James Barker

Game Notes: Purdue improved to 4-3 in the Las Vegas Classic. The win made Purdue a perfect 21-0 in home non-conference games under Matt Painter and improved them 22-1 in their last 23 home games overall.

11 Iowa State 83
Purdue 80
Dec. 22, 2007 *Purdue drops second straight*

Orleans Arena (1,500) Las Vegas, Nev.

Iowa State	FG	3FG	FT	O-D-R	PF	TP	A	T	B	S	M
04 Johnson	6-11	1-4	2-3	2-3-5	4	15	0	4	0	0	35
13 Clark	2-2	0-0	8-11	2-5-7	0	12	0	2	2	0	36
21 Brackins	3-7	1-3	4-5	1-0-1	5	11	1	1	1	0	17
22 Petersen	0-0	0-0	5-6	0-1-1	2	5	5	0	0	0	23
33 Hubalek	7-10	3-3	1-2	0-3-3	5	18	0	2	0	0	25
03 Haluska	0-0	0-0	0-0	0-0-0	1	0	0	1	0	0	4
10 Garrett	5-12	0-0	4-10	2-3-5	1	14	5	3	0		

13 Florida International 44
 Purdue 59
 Dec. 29, 2007 *Purdue overcomes slow start for the win*

Mackey Arena (7,303) West Lafayette, Ind.

Florida Int.	FG	3FG	FT	O-D-R	PF	TP	A	T	B	S	M
02 Galindo	9-16	3-8	0-0	1-3-4	2	21	0	3	1	2	36
30 Gacesa	1-7	0-4	1-2	0-1-1	4	3	1	4	0	0	22
32 Hicks	3-6	0-0	2-2	1-3-4	4	8	0	0	2	0	25
00 Fuller	1-9	0-1	2-2	0-6-6	3	4	3	4	2	2	38
05 James	0-3	0-3	0-0	0-2-2	2	0	1	5	0	2	23
13 Essola	0-1	0-0	0-0	1-2-3	3	0	0	1	1	1	11
03 Russell	2-2	0-0	0-0	1-2-3	4	4	0	5	0	0	20
31 Ndiaye	0-0	0-0	0-2	0-2-2	2	0	0	1	1	0	10
11 Nsangou	1-2	0-0	2-3	0-1-1	1	4	2	2	0	1	12
23 Taylor	0-0	0-0	0-0	0-0-0	1	0	0	0	0	0	3
TM Team	-	-	-	0-4-4	-	-	-	-	-	-	-
Totals	17-46	3-16	7-11	4-26-30	24	44	7	25	7	8	200

Purdue	FG	3FG	FT	O-D-R	PF	TP	A	T	B	S	M
04 Hummel	1-7	1-2	4-4	4-4-8	2	7	2	2	0	2	26
25 Johnson	1-6	0-0	4-5	3-3-6	2	6	0	0	1	2	22
20 Green	0-4	0-1	1-2	1-1-2	2	1	1	1	0	0	23
33 Moore	4-9	2-4	0-0	1-3-4	1	10	1	0	1	2	26
03 Kramer	1-7	0-2	2-2	1-4-5	1	4	2	2	0	2	27
14 Martin	2-5	1-3	8-8	3-4-7	3	13	0	5	1	1	25
05 Grant	1-5	0-2	0-0	0-2-2	2	1	1	1	0	1	10
21 Calasan	1-4	0-2	2-2	1-3-4	1	4	1	2	0	1	17
11 Riddell	0-2	0-2	0-0	0-0-0	2	0	0	1	0	1	4
02 Sutor	0-0	0-0	0-0	0-0-0	0	0	0	0	0	1	1
12 Crump	5-5	0-0	2-2	0-0-0	0	12	0	3	0	2	18
TM Team	-	-	-	2-1-3	-	-	-	-	-	-	-
Totals	16-57	4-18	23-25	16-25-41	16	59	8	18	4	14	200

	1st	2nd	OT	Total	FG%	3FG%	FT%
Florida Int.	18	26	-	44	37.0	18.8	63.6
Purdue	21	38	-	59	28.1	22.2	92.0

Officials: Steve Welmer, Tom Clark, John Hughes

Game Notes: Purdue ran off a 21-2 run to close out the first half. Purdue scored just 21 points in the first half which set a new low mark for a half this season.

14 Michigan 58
 Purdue 65
 Jan. 5, 2008 *Keaton Grant scores 17 in victory*

Mackey Arena (14,010) West Lafayette, Ind.

Michigan	FG	3FG	FT	O-D-R	PF	TP	A	T	B	S	M
22 Udoh	1-7	1-1	0-0	4-5-9	3	3	0	0	2	1	28
24 Coleman	3-5	0-1	0-0	1-2-3	1	6	1	3	0	3	31
34 Sims	6-13	2-3	1-1	2-2-4	4	15	1	1	0	0	26
02 Lee	1-2	0-0	0-0	0-0-0	3	2	0	1	0	1	14
03 Harris	7-16	1-6	10-11	1-4-5	1	25	3	4	1	1	36
11 Merritt	0-1	0-1	0-0	0-1-1	2	0	0	0	0	0	12
12 Wright	0-1	0-1	0-0	0-1-1	0	0	0	0	2	0	12
15 Shepherd	1-4	0-1	1-2	2-1-3	1	3	0	0	0	1	11
32 Gibson	1-3	0-1	0-0	0-2-2	3	2	0	0	0	0	12
44 Grady	1-5	0-3	0-0	0-2-2	3	2	2	1	0	1	18
TM Team	-	-	-	3-1-4	-	-	-	-	-	-	-
Totals	21-57	4-18	12-14	13-21-34	21	58	7	12	3	8	200

Purdue	FG	3FG	FT	O-D-R	PF	TP	A	T	B	S	M
25 Johnson	2-4	0-0	2-3	1-1-2	2	6	0	0	4	0	16
03 Kramer	3-6	2-3	0-0	0-4-4	4	8	3	4	1	1	27
04 Hummel	5-10	1-3	2-2	3-4-7	3	13	2	3	0	1	29
05 Grant	5-7	5-6	2-2	1-3-4	1	17	1	0	0	1	33
33 Moore	3-9	0-3	3-4	1-3-4	3	9	6	3	0	2	31
12 Crump	0-0	0-0	0-0	0-0-0	0	0	0	0	0	0	8
14 Martin	1-7	0-0	5-6	3-4-7	1	7	3	2	1	2	26
20 Green	1-4	1-2	2-3	0-1-1	1	5	0	1	1	1	14
21 Calasan	0-4	0-1	0-1	1-1-2	2	0	0	2	0	0	16
TM Team	-	-	-	2-1-3	-	-	-	-	-	-	-
Totals	20-51	9-18	16-21	12-22-34	17	65	15	14	7	8	200

	1st	2nd	OT	Total	FG%	3FG%	FT%
Michigan	20	38	-	58	36.8	22.2	85.7
Purdue	34	31	-	65	39.2	50.0	76.2

Officials: Ted Hillary, Steve Welmer, Paul Janssen

Game Notes: Hummel led Purdue in rebounding for the eighth time this season with seven rebounds. Grant set a career-high with five made three-pointers in the game on five of seven shooting.

16 Ohio State 68
 Purdue 75
 Jan. 12, 2008 *Marcus Green goes off in win*

Mackey Arena (14,123) West Lafayette, Ind.

Ohio State	FG	3FG	FT	O-D-R	PF	TP	A	T	B	S	M
21 Turner	3-5	0-0	2-6	1-2-3	4	8	0	5	0	3	27
45 Hunter	2-4	0-0	0-0	1-3-4	5	4	0	4	0	0	20
31 Koufos	6-12	0-2	0-0	1-8-9	4	12	2	3	0	2	25
14 Butler	8-18	6-11	4-4	1-3-4	0	26	5	5	0	0	36
23 Lighty	2-12	0-4	2-2	4-2-6	5	6	1	2	1	1	34
02 Wallace	0-0	0-0	0-0	0-0-0	0	0	0	0	0	0	1
04 Hill	0-0	0-0	4-4	1-0-1	3	4	0	0	0	1	4
33 Diebler	0-7	0-5	4-4	0-0-0	0	4	1	1	0	0	22
42 Terwilliger	0-3	0-2	2-2	0-6-6	3	2	1	0	1	1	24
52 Lauderdale	1-1	0-0	0-2	1-2-3	1	2	1	0	1	0	7
TM Team	-	-	-	2-2-4	-	-	-	-	-	-	-
Totals	22-62	6-24	18-24	12-28-40	25	68	11	20	3	8	200

Purdue	FG	3FG	FT	O-D-R	PF	TP	A	T	B	S	M
25 Johnson	0-3	0-0	3-6	1-5-6	0	3	0	0	0	0	22
03 Kramer	3-7	0-1	2-4	0-4-4	3	8	4	3	0	5	30
05 Grant	3-9	2-5	6-6	1-3-4	3	14	6	5	0	0	30
20 Green	9-12	3-4	1-4	3-0-3	5	22	0	1	1	2	23
33 Moore	2-8	1-4	6-8	2-6-8	3	11	2	2	1	0	30
04 Hummel	2-6	2-5	3-3	0-3-3	2	9	1	1	1	1	27
12 Crump	0-2	0-1	0-0	0-1-1	0	0	2	2	0	0	12
14 Martin	3-7	0-1	0-2	2-3-5	-	3	0	2	1	0	16
21 Calasan	1-6	0-0	0-0	3-1-4	2	2	0	2	0	0	10
TM Team	-	-	-	1-3-4	-	-	-	-	-	-	-
Totals	23-60	8-21	21-33	13-29-42	21	75	115	18	4	8	200

	1st	2nd	OT	Total	FG%	3FG%	FT%
Ohio State	36	32	-	68	35.5	25.0	75.0
Purdue	34	31	-	65	38.3	38.1	63.6

Officials: Rick Hartzell, J.D. Collins, David Maracich

Game Notes: Purdue improved to 79-78 against Ohio State in the all-time series and 52-26 against the Buckeyes in West Lafayette. The win also snapped an eight-game win streak in the series by the Buckeyes.

17 Purdue 67
 Iowa 62
 Jan. 16, 2008 *Purdue rolls off a Big Ten road win*

Hawkeye Arena (9,701) Iowa City, Iowa

Purdue	FG	3FG	FT	O-D-R	PF	TP	A	T	B	S	M
25 Johnson	0-2	0-0	0-0	2-1-3	1	0	2	0	1	1	11
03 Kramer	3-6	0-2	0-0	0-1-1	4	6	2	2	0	1	34
05 Grant	6-11	4-6	6-6	0-4-4	3	22	1	2	0	1	29
20 Green	0-4	0-3	0-0	0-3-3	0	0	2	0	0	0	13
33 Moore	5-10	3-5	0-0	1-3-4	3	13	2	3	0	1	25
04 Hummel	3-8	1-2	6-6	1-1-2	4	13	5	2	1	1	29
11 Riddell	0-0	0-0	0-0	1-0-1	0	0	0	0	0	0	0
12 Crump	0-2	0-0	0-0	0-1-1	2	0	0	0	0	0	13
14 Martin	3-9	1-3	0-0	3-1-4	2	7	1	3	0	1	27
21 Calasan	2-5	2-3	0-0	0-4-4	1	6	0	0	1	0	19
TM Team	-	-	-	4-0-4	-	-	-	-	-	-	-
Totals	22-57	11-24	12-12	12-19-31	20	67	15	12	3	6	200

Iowa	FG	3FG	FT	O-D-R	PF	TP	A	T	B	S	M
44 Tate	3-3	0-0	4-8	2-3-5	4	10	2	0	2	0	28
53 Gorney	5-6	0-0	0-0	3-5-8	2	10	2	3	0	0	30
11 Freeman	5-18	3-9	6-7	1-1-2	0	19	4	0	0	2	39
24 Johnson	2-8	1-4	2-2	2-6-8	2	7	3	1	1	0	39
32 Kelley	3-6	1-2	5-5	0-1-1	2	12	2	6	0	1	31
04 Angle	0-0	0-0	0-0	0-0-0	0	0	0	0	0	0	0
30 Peterson	2-5	0-1	0-0	0-1-1	0	4	2	2	0	0	11
52 Looby	0-0	0-0	0-0	1-5-6	3	0	1	0	5	1	22
TM Team	-	-	-	0-1-1	-	-	-	-	-	-	-
Totals	20-46	5-16	17-22	9-23-32	13	62	14	14	6	5	200

	1st	2nd	OT	Total	FG%	3FG%	FT%
Purdue	32	35	-	67	38.6	45.8	100
Iowa	31	31	-	62	43.5	31.3	77.3

Officials: Mike Sanzere, Paul Janssen, Reggie Crawford

Game Notes: The win gave the Boilermakers a 12-5 start for the second-straight season. The Purdue bench outscored Iowa's reserves 26-4 in the first road win of the year.

15 Purdue 75
 No. 6 Michigan State 78
 Jan. 8, 2008 *Hummel sits out with the flu*

Breslin Center (14,759) East Lansing, Mich.

Purdue	FG	3FG	FT	O-D-R	PF	TP	A	T	B	S	M
03 Kramer	7-9	2-2	3-3	1-3-4	2	19	1	2	1	1	34
05 Grant	4-15	2-7	2-2	2-1-3	2	12	2	1	1	0	33
20 Green	3-6	2-2	0-0	2-3-5	5	8	0	1	2	1	15
25 Johnson	1-5	0-0	0-0	0-0-0	4	2	0	0	1	0	12
33 Moore	4-10	2-5	2-2	1-2-3	2	12	4				

19	Purdue	64
	Penn State	42
Jan. 23, 2008	<i>Hummel gets double-double in win</i>	

Bryce Jordan Center (6,287) State College, Pa.

Purdue	FG	3FG	FT	O-D-R	PF	TP	A	TO	B	S	M
04 Hummel	5-10	3-5	2-2	3-8-11	1	15	5	1	1	1	26
21 Calasan	5-7	1-1	0-0	1-0-1	2	11	1	0	1	0	18
03 Kramer	1-2	0-1	0-0	0-2-2	0	2	1	0	0	1	21
05 Grant	2-6	1-5	0-0	1-2-3	2	5	2	0	1	0	22
33 Moore	4-7	2-4	1-1	0-1-1	1	11	5	1	1	1	23
02 Sutor	0-0	0-0	0-0	0-0-0	2	0	0	0	0	0	3
11 Riddell	0-1	0-0	0-0	0-0-0	0	0	0	0	0	0	5
12 Crump	0-1	0-0	0-0	0-1-1	1	0	4	2	0	0	22
14 Martin	3-8	2-4	0-0	2-4-6	4	8	0	1	1	3	20
20 Green	3-6	2-5	0-0	0-2-2	1	8	0	2	2	0	16
25 Johnson	2-5	0-0	0-2	0-1-1	2	4	0	0	2	0	20
55 Reid	0-0	0-0	0-0	0-1-1	1	0	0	0	0	0	4
TM Team	-	-	-	0-2-2	-	-	-	-	-	-	-
Totals	25-53	11-25	3-5	7-24-31	17	64	18	9	9	8	200

Penn State	FG	3FG	FT	O-D-R	PF	TP	A	TO	B	S	M
02 Cornley	4-11	0-0	1-1	0-4-4	1	9	1	2	0	0	30
15 Jackson	3-5	1-2	0-0	1-1-2	1	7	0	0	0	0	20
22 Brooks	0-1	0-0	2-4	1-4-5	1	2	1	3	0	0	25
12 Battle	2-7	0-2	2-4	0-2-2	0	6	0	2	0	0	26
33 Morrissey	0-3	0-1	0-0	0-3-3	2	0	3	0	0	0	21
04 Walker	4-4	2-2	0-0	0-0-0	10	1	1	0	0	0	16
11 Pringle	2-5	2-2	0-0	0-3-3	0	6	3	2	0	1	17
21 Suotamo	0-0	0-0	0-0	0-0-0	0	0	0	0	0	0	5
22 Jones	0-1	0-0	0-4	0-2-2	3	0	1	1	0	0	16
23 Hassell	0-0	0-0	2-2	0-1-1	0	2	0	1	0	0	11
24 Schyler	0-2	0-0	0-0	0-0-0	0	0	0	0	0	0	13
TM Team	-	-	-	1-2-3	-	-	-	-	-	-	-
Totals	15-39	5-9	7-15	3-22-25	8	42	10	13	0	3	200

	1st	2nd	OT	Total	FG%	3FG%	FT%
Purdue	39	25	-	64	47.2	44.0	60.0
Penn State	18	24	-	42	38.5	55.6	46.7

Officials: Ted Hillary, J.D. Collins, Lamar Simpson

Game Notes: The double-double was Hummel's second of the season. It was the second-straight road win in conference action for the Boilermakers.

22	Purdue	83
	Illinois	75
Feb. 2, 2008	<i>E'Twaun Moore sets new career-high</i>	

Assembly Hall (16,618) Champaign, Ill.

Purdue	FG	3FG	FT	O-D-R	PF	TP	A	TO	B	S	M
04 Hummel	1-3	0-0	2-2	3-1-4	4	4	2	2	0	0	17
21 Calasan	2-5	2-4	0-0	0-2-2	5	6	0	1	0	0	19
03 Kramer	0-2	0-1	2-3	1-3-4	2	2	3	3	1	2	33
05 Grant	1-9	0-3	6-6	2-3-5	1	8	2	3	0	1	33
33 Moore	10-12	2-4	2-2	0-2-2	3	24	1	2	0	1	25
12 Crump	3-7	0-1	5-6	0-0-0	2	11	1	0	0	2	18
14 Martin	2-4	1-3	1-1	0-3-3	5	6	1	1	0	0	15
20 Green	4-5	2-3	5-8	2-3-5	1	15	1	2	0	0	23
25 Johnson	1-2	0-0	5-7	1-0-1	3	7	0	2	0	0	17
TM Team	-	-	-	1-2-3	-	-	-	-	-	-	-
Totals	24-49	7-19	28-35	10-19-29	26	83	11	16	1	6	200

Illinois	FG	3FG	FT	O-D-R	PF	TP	A	TO	B	S	M
23 Alexander	1-1	0-0	0-0	1-1-2	1	2	1	1	0	0	10
42 Randle	6-12	0-2	9-11	1-5-6	5	21	1	6	2	1	36
55 Pruitt	6-6	0-0	6-10	4-5-9	2	18	1	1	0	0	28
01 Meacham	5-12	2-9	2-3	0-0-0	3	14	1	1	0	0	36
03 Frazier	1-3	0-0	2-3	1-2-3	2	4	2	3	0	1	28
13 Jordan	0-1	0-1	0-0	0-1-1	0	0	0	0	0	0	5
24 Davis	0-1	0-0	0-0	0-0-0	1	0	0	1	0	0	4
25 Brock	0-0	0-0	1-2	0-2-2	3	1	0	1	0	0	16
32 McCamey	2-6	1-4	10-12	0-2-2	4	15	2	3	0	0	33
54 Tisdale	0-0	0-0	0-0	0-0-0	1	0	0	0	0	0	4
Totals	21-42	3-16	30-41	7-18-25	22	75	8	18	3	2	200

	1st	2nd	OT	Total	FG%	3FG%	FT%
Purdue	39	44	-	83	49.0	36.8	80.0
Illinois	31	44	-	75	50.0	18.8	73.2

Officials: Steve Welmer, Steve Olson, Bo Boroski

Game Notes: E'Twaun Moore set a new career-high for points in a game. He set his previous career-high of 18 against Loyola-Chicago on November 19, 2007. The 24 points is also was the most scored by a Boilermaker in a game this season.

20	No. 11 Wisconsin	56
	Purdue	60
Jan. 26, 2008	<i>Students storm floor after upset</i>	

Mackey Arena (14,123) West Lafayette, Ind.

Wisconsin	FG	3FG	FT	O-D-R	PF	TP	A	TO	B	S	M
01 Landry	2-10	0-1	1-2	1-3-4	2	5	1	2	2	2	28
32 Butch	7-10	2-2	4-7	4-9-13	4	20	1	1	1	1	27
45 Krabbenhoff	4-6	0-0	0-0	2-5-7	2	8	0	2	0	1	38
03 Hughes	5-10	1-2	0-1	1-1-2	2	11	2	4	0	0	29
22 Flowers	2-8	1-3	0-0	0-1-1	3	5	3	2	0	1	28
12 Bohannon	0-2	0-2	6-6	0-1-1	0	6	2	1	0	0	28
30 Leuer	0-2	0-2	1-3	0-0-0	2	1	2	1	0	0	13
34 Steiemsma	0-4	0-0	0-0	2-1-3	2	0	0	0	1	1	9
TM Team	-	-	-	1-0-1	-	-	-	-	-	-	-
Totals	20-52	4-12	12-19	11-21-32	17	56	11	13	4	6	200

Purdue	FG	3FG	FT	O-D-R	PF	TP	A	TO	B	S	M
21 Calasan	2-8	1-3	0-0	3-3-6	3	5	0	1	1	0	18
03 Kramer	3-10	0-1	2-3	0-3-3	1	8	1	0	1	1	37
04 Hummel	2-4	1-2	5-6	1-6-7	4	10	5	2	1	0	30
05 Grant	2-6	2-5	2-2	1-2-3	2	8	1	3	0	1	35
33 Moore	7-14	2-5	0-0	0-3-3	4	16	3	0	0	0	33
12 Crump	1-2	0-1	0-0	0-0-0	1	2	0	0	0	1	11
14 Martin	1-4	1-2	0-0	0-1-1	4	3	2	1	1	0	8
20 Green	0-1	0-0	0-1	1-0-1	3	0	2	2	0	1	7
25 Johnson	3-7	0-1	2-2	1-3-4	0	8	1	0	2	2	21
TM Team	-	-	-	5-2-7	-	-	-	-	-	-	-
Totals	21-56	7-20	11-14	12-23-35	22	60	15	12	6	6	200

	1st	2nd	OT	Total	FG%	3FG%	FT%
Wisconsin	26	30	-	56	37.5	33.3	63.2
Purdue	29	31	-	60	37.5	35.0	78.6

Officials: Ted Hillary, Tom O'Neil, Steve Skiles

Game Notes: Purdue held Marcus Landry, Wisconsin's leading scorer in Big Ten play, to just five points on 2-for-10 shooting. His five points ties a season-low. Hummel scored 10 points and led the team with seven rebounds and five assists. It marked the first time Wisconsin had been outrebounded all season.

21	Iowa	50
	Purdue	51
Jan. 30, 2008	<i>Grant nails winning free-throw to win</i>	

Mackey Arena (13,370) West Lafayette, Ind.

Iowa	FG	3FG	FT	O-D-R	PF	TP	A	TO	B	S	M
32 Kelly	2-4	0-1	1-3	0-1-1	3	5	0	3	0	0	21
44 Tate	1-1	0-0	0-0	2-3-5	2	0	4	1	0	1	16
53 Gorney	2-5	0-0	1-2	0-5-5	3	5	3	1	2	1	36
11 Freeman	5-10	3-8	0-0	1-4-5	3	13	2	6	0	3	37
24 Johnson	5-11	4-7	0-0	0-5-5	1	14	2	0	0	0	39
30 Peterson	2-3	0-0	3-4	0-3-3	4	7	2	5	0	0	23
52 Looby	2-2	0-0	0-0	1-1-2	1	4	0	0	2	0	27
15 Bohall	0-0	0-0	0-0	0-0-0	0	0	0	0	0	0	1
TM Team	-	-	-	1-0-1	-	-	-	-	-	-	-
Totals	19-36	7-16	5-9	5-22-27	17	50	9	22	5	4	200

Purdue	FG	3FG	FT	O-D-R	PF	TP	A	TO	B	S	M
21 Calasan	2-5	1-2	1-2	0-3-3	0	6	0	3	0	0	15
03 Kramer	2-3	0-0	0-0	0-3-3	2	4	3	1	1	3	30
04 Hummel	2-6	1-3	1-2	1-2-3	3	6	3	0	0	0	21
05 Grant	2-4	1-1	1-2	0-1-1	1	6	2	4	0	2	32
33 Moore	5-10	2-5	0-2	2-2-4	3	12	3	0	0	2	32
12 Crump	2-3	0-0	0-0	2-0-2	1	4	1	2	0	0	11
14 Martin	3-9	2-5	3-4	1-0-1	2	11	2	1	1	1	29
20 Green	0-2	0-1	0-0	0-3-0	0	0	0	0	0	1	16
25 Johnson	1-4	0-0	0-0	0-0-0	2	2	1	1	0	1	14
TM Team	-	-	-	1-0-1	-	-	-	-	-	-	-
Totals	19-46	7-17	6-12	7-14-21	14	51	15	12	2	10	200

	1st	2nd	OT	Total	FG%	3FG%	FT%
Iowa	24	26	-	50	52.8	43.8	55.6
Purdue	25	26	-	51	41.3	41.2	50.0

Officials: Rick Hartzell, Sid Rodeheffer, Antinio Petty

Game Notes: Sophomore Keaton Grant made the game winning free-throw with 1.4 seconds remaining. He intentionally missed the second, for his first missed free-throw in Big Ten action this season, a string of 27 consecutive makes. Martin ended a streak of seven games in which he failed to score 10 or more points with 11 points.

23	Penn State	53
	Purdue	67
Feb. 5, 2008	<i>Purdue extends winning streak to eight</i>	

Mackey Arena (13,289) West Lafayette, Ind.

Penn State	FG	3FG	FT	O-D-R	PF	TP	A	TO	B	S	M
02 Cornley	4-8	0-0	0-0	3-3-6	1	8	3	3	0	0	26
15 Jackson	1-3	1-2	0-0	0-1-1	2	3	0	0	0	0	25
22 Jones	1-4	0-0	2-4	0							

25
Feb. 12, 2008
Michigan State
Purdue
54
60
Hummel goes for a new career-high

Mackey Arena (14,123) West Lafayette, Ind.

Michigan State	FG	3FG	FT	O-D-R	PF	TP	A	TO	B	S	M
02 Morgan	5-9	0-0	2-4	3-4-7	3	12	1	2	1	0	31
14 Sutton	4-7	0-1	0-0	1-6-7	2	8	1	2	1	0	31
34 Naymick	2-4	0-0	0-0	0-3-3	2	4	1	2	1	2	28
05 Walton	1-4	0-0	0-2	0-4-4	3	2	2	4	0	2	30
11 Neitzel	1-7	0-4	4-4	0-5-5	0	6	4	3	0	2	35
01 Lucas	7-10	0-0	6-8	0-1-1	3	20	0	4	0	1	30
03 Allen	0-0	0-0	0-0	0-1-1	1	0	0	0	0	0	5
15 Summers	0-1	0-0	0-0	0-1-1	0	0	0	0	0	0	4
41 Gray	1-3	0-0	0-0	0-0-0	1	2	0	0	0	1	6
TM Team	-	-	-	2-1-3	-	-	-	2	-	-	-
Totals	21-45	0-5	12-18	6-26-32	15	54	9	19	3	8	200

Purdue	FG	3FG	FT	O-D-R	PF	TP	A	TO	B	S	M
21 Calasan	1-7	0-3	2-2	3-3-6	2	4	2	0	0	0	18
03 Kramer	2-4	0-0	0-1	0-3-3	2	4	5	2	2	5	34
04 Hummel	9-15	4-7	2-2	4-7-11	3	24	3	2	1	1	37
05 Grant	3-8	1-4	4-4	1-3-4	2	11	2	1	0	1	31
33 Moore	5-14	2-7	0-1	0-1-1	1	12	2	2	0	1	32
12 Crump	0-2	0-1	0-0	0-0-0	2	0	0	1	0	1	11
20 Green	1-4	0-2	0-0	0-0-0	3	2	0	0	0	0	16
25 Johnson	0-2	0-0	3-4	0-2-2	2	3	0	3	2	0	21
TM Team	-	-	-	1-3-4	-	-	-	-	-	-	-
Totals	21-56	7-24	11-14	9-22-31	17	60	14	11	5	9	200

	1st	2nd	OT	Total	FG%	3FG%	FT%
Michigan State	18	36	-	54	46.7	0.0	66.7
Purdue	34	26	-	60	37.5	29.2	78.6

Officials: Ted Hillary, Tom O'Neil, Reggie Greenwood

Game Notes: Purdue forced Michigan State two shot clock violations and made two steals on the first four possessions for the Spartans. It was the fourth time this season that Kramer has led the team in both, steals and assists, in the same game. Purdue radio play-by-play man Larry "The Cliz" Clisby was presented a ball before the game commemorating his 500th game on the air.

26
Feb. 16, 2008
Purdue
Northwestern
71
56
Late run seals the win

Welsh-Ryan Arena (8,117) Evanston, Ill.

Purdue	FG	3FG	FT	O-D-R	PF	TP	A	TO	B	S	M
21 Calasan	1-2	1-2	0-0	0-1-1	2	3	0	3	0	0	10
03 Kramer	2-5	0-1	3-3	1-2-3	3	7	8	3	0	2	34
04 Hummel	3-7	1-4	2-2	2-2-4	3	9	5	0	2	0	27
05 Grant	6-9	3-6	0-0	1-6-7	1	15	4	2	1	0	34
33 Moore	10-15	4-8	4-5	1-5-6	1	28	1	2	1	0	37
01 Mocas	0-0	0-0	0-0	0-0-0	1	0	0	0	0	0	1
02 Sutor	0-0	0-0	0-0	0-0-0	0	0	0	0	0	0	1
11 Riddell	0-0	0-0	0-0	0-0-0	0	0	0	0	0	0	1
12 Crump	0-0	0-0	0-0	1-0-1	1	0	0	2	0	0	7
14 Martin	2-2	0-0	1-1	0-2-2	4	5	0	2	0	1	16
20 Green	2-5	0-2	0-2	2-5-7	1	4	0	2	0	0	20
25 Johnson	0-0	0-0	0-0	0-1-1	0	0	0	0	1	1	10
30 Wohlford	0-0	0-0	0-0	0-0-0	0	0	0	0	0	0	1
55 Reid	0-0	0-0	0-0	0-0-0	0	0	0	0	0	0	1
TM Team	-	-	-	0-2-2	-	-	-	-	-	-	-
Totals	26-45	9-23	10-13	8-26-34	17	71	18	16	5	4	200

Northwestern	FG	3FG	FT	O-D-R	PF	TP	A	TO	B	S	M
21 Peljusic	3-7	0-0	2-2	0-2-2	2	8	1	3	0	0	15
44 Coble	6-12	1-4	0-4	2-5-7	3	13	1	0	0	0	36
20 Moore	2-7	2-7	0-0	0-0-0	1	6	5	0	0	1	34
22 Thompson	4-12	2-4	0-0	0-1-1	1	10	3	1	0	1	37
32 Williams	0-0	0-0	1-2	1-1-2	0	1	0	1	0	0	9
01 Okrzysik	1-3	0-1	2-2	1-0-1	2	4	1	0	0	1	12
02 Jones	0-0	0-0	2-2	0-0-0	0	2	0	0	0	0	1
03 Capocci	1-1	0-0	0-1	0-0-0	1	2	1	0	0	0	5
10 Houlihan	0-0	0-0	0-0	0-0-0	0	0	0	0	0	0	1
11 Baran	2-6	2-6	2-3	1-0-1	2	8	4	1	0	2	20
13 Day	0-0	0-0	0-0	0-0-0	0	0	0	0	0	0	1
23 Nash	1-2	0-0	0-0	1-1-2	4	2	1	0	0	0	28
25 Melchior	0-0	0-0	0-0	0-0-0	0	0	0	0	0	0	1
Totals	20-50	7-22	9-16	7-12-19	16	56	17	6	0	5	200

	1st	2nd	OT	Total	FG%	3FG%	FT%
Purdue	35	36	-	71	57.8	39.1	76.9
Northwestern	31	25	-	56	40.0	31.8	56.3

Officials: J.D. Collins, Paul Janssen, Bill Conner

Game Notes: Freshman E'Twaun Moore set a new career-high with 28 points. The win is Purdue's 11th straight.