

2007-08 Purdue Schedule

NOVEMBER

Nov. 1	Indianapolis (Exh) (BTN)	W, 89-64
Nov. 8	Saginaw Valley St. (Exh) (BTN)	W, 86-60
Nov. 15	Bethune-Cookman (BTN)	W, 66-40
Nov. 20	Lipscomb (BTN.com)	W, 66-62
Nov. 24	Loyola-Chicago (BTN)	2 p.m.
Nov. 27	< at Clemson (ESPN2)	9:30 p.m.

DECEMBER

Dec. 1	Indiana State (BTN)	3 p.m.
Dec. 5	Ball State (BTN)	7 p.m.
Dec. 8	at Missouri (ESPN2)	4 p.m.
Dec. 15	^ vs. Louisville (CBS)	3:30 p.m.
Dec. 17	+ Texas Southern (ESPN)	7 p.m.
Dec. 19	+ Wofford (ESPN)	7 p.m.
Dec. 22	> vs. Iowa State (TBA)	10:30 p.m.
Dec. 23	> vs. Alabama/Missouri St. (TBA)	TBA
Dec. 29	Florida International (ESPN360)	Noon

JANUARY

Jan. 5	* Michigan (ESPN)	2 p.m.
Jan. 8	* at Michigan State (BTN)	9 p.m.
Jan. 12	* Ohio State (BTN)	4 p.m.
Jan. 16	* at Iowa (BTN)	7 p.m.
Jan. 19	* Illinois (ESPN)	2 p.m.
Jan. 23	* at Penn State (BTN)	7 p.m.
Jan. 26	* Wisconsin (ESPN)	4 p.m.
Jan. 30	* Iowa (BTN)	7 p.m.

FEBRUARY

Feb. 2	* at Illinois (BTN)	3:30 p.m.
Feb. 5	* Penn State (BTN)	9 p.m.
Feb. 9	* at Wisconsin (BTN)	9 p.m.
Feb. 12	* Michigan State (ESPN)	7 p.m.
Feb. 16	* at Northwestern (BTN)	4 p.m.
Feb. 19	* at Indiana (ESPN)	7 p.m.
Feb. 27	* Minnesota (BTN)	9 p.m.

MARCH

March 1	* Northwestern (BTN)	2 p.m.
March 4 or 5 or 6	* at Ohio State (TBA)	TBA
March 8 or 9	* at Michigan (TBA)	TBA
March 13-16	% Big Ten Tournament	TBA

All times are Eastern / < ACC/Big Ten Challenge, Clemson, S.C. / ^ John Wooden Tradition, Indianapolis, Ind. / + Las Vegas Classic, West Lafayette, Ind. / > Las Vegas Classic, Las Vegas, Nev. / * Big Ten Conference game / % Big Ten Tournament, Indianapolis, Ind. / BTN = Big Ten Network / TBA = To be announced

PURDUE

2007-08 Boilermaker Basketball Game Notes

Game No. 3 - Loyola-Chicago Ramblers

► Loyola-Chicago vs. Purdue ◀

- **Time:** 2 p.m. ET
- **Date:** November 24
- **Arena:** Mackey Arena (14,123)
- **Location:** West Lafayette, Ind.
- **Television:** The *Big Ten Network* will air the game. Matt Devlin (play-by-play) and Gene Keady (color commentary) call the action. Mark Balk is the producer.
- **Radio:** The Boilermaker Sports Network (Flagship - WSHP, 95.7 FM) Larry "The Cliz" Clisby (play-by-play) and Ralph Taylor (color commentary) call the action. Rob Blackman handles the pregame show, and Randy "Don't Call Me Radio" Wilkins engineers.
- **Internet:** All games can be heard on sports.yahoo.com.
- **Tickets:** More than 1,700 remaining.
- **Records:** Purdue 2-0 Loyola-Chicago 2-1
- **Rankings:** Neither Purdue nor Loyola-Chicago is ranked in either poll.
- **Series:** This is the 11th meeting between the two schools. Purdue leads the series, 7-3. More information on the series can be found on Page 5.
- **Coaches:**

Purdue - Matt Painter (Purdue `94) is 33-31 in his third year at Purdue and 58-36 in his fourth season overall as a head coach.

Loyola-Chicago - Jim Whitesell (Luther `82) is 55-40 in his fourth season at Loyola-Chicago and 333-234 in his 21st season overall as a head coach.
- **Web Sites:** Purdue - purduesports.com Loyola-Chicago - loyolaramblers.com

The Boilermakers' Weekly Itinerary

Friday, Nov. 23	
Practice	3 to 6 p.m. ET
Saturday, Nov. 24	
Loyola-Chicago Game	2 p.m. ET
Sunday, Nov. 25	
Practice	3 p.m. ET
Monday, Nov. 26	
Travel to Clemson	
Tuesday, Nov. 27	
Clemson Game	9:30 p.m. ET
Wednesday, Nov. 28	
Day off	No practice

Today's Matchup

Purdue Hosts Loyola-Chicago In Saturday Matinee

Purdue hosts Loyola-Chicago in a Saturday matinee on Nov. 24, in Mackey Arena in West Lafayette. The game will be televised in high definition on the *Big Ten Network* at 2 p.m. ET.

The Boilermakers are coming off a 66-62 win over Lipscomb on Nov. 20 in Mackey Arena. Purdue overcame a 32.4 percent shooting night to get the victory.

Loyola-Chicago is coming off a 63-61 loss at home to Western Michigan on Nov. 16. The Ramblers are 1-0 on the road after downing Eastern Illinois, 72-65 on Nov. 13.

2007-08 Big Ten Standings

Team	Big Ten			Overall		
	W	L	Pct.	W	L	Pct.
Iowa	0	0	.000	4	0	1.000
Wisconsin	0	0	.000	4	0	1.000
Indiana	0	0	.000	3	0	1.000
Ohio State	0	0	.000	3	0	1.000
Minnesota	0	0	.000	2	0	1.000
Purdue	0	0	.000	2	0	1.000
Illinois	0	0	.000	4	1	.800
Michigan State	0	0	.000	3	1	.750
Penn State	0	0	.000	2	1	.667
Michigan	0	0	.000	2	2	.500
Northwestern	0	0	.000	1	2	.333

Standings include games played through Nov. 22.

Big Ten Schedule

November 24, 2007

Xavier or Kent vs. Indiana	6:00/8:30 ET
Vanderbilt/Utah State at Iowa	TBD
Michigan vs. TBD	TBD
Oakland at Michigan State	4 ET
Central Michigan at Minnesota	8 ET
Brown at Northwestern	12 ET
Loyola-Chicago at Purdue	2 ET
Georgia at Wisconsin	6:30 ET

November 25, 2007

TBD vs Penn State	TBD
VMI at Ohio State	8 ET

November 26, 2007

Wake Forest at Iowa	7 ET
---------------------	------

November 27, 2007

Georgia Tech at Indiana	7 ET
Minnesota at Florida State	7:30 ET
Northwestern at Virginia	7 ET
Purdue at Clemson	9:30 ET
Wisconsin at Duke	9 ET

November 28, 2007

Illinois at Maryland	7:30 ET
Boston College at Michigan	7:15 ET
N.C. State at Michigan State	7:15 ET
North Carolina at Ohio State	9 ET
Virginia Tech at Penn State	9:30 ET

November 30, 2007

Louisiana-Monroe at Iowa	9 EST
--------------------------	-------

A Purdue Win Would ...

► Give the Boilermakers a 3-0 start for the first time under head coach Matt Painter.

► Be Purdue's first 3-0 start since the 2003-04 season and third in the last 10 seasons.

► Give the Boilermakers eight wins in their last 10 games dating back to last season.

► Keep Purdue a perfect 18-0 in home non-conference games under Matt Painter.

► Give Purdue its seventh-straight overall win in Mackey.

► Improve Purdue to 208-29 in home non-conference games in Mackey Arena.

► Give Purdue an 8-3 series advantage against Loyola-Chicago.

► Improve the Boilermakers to 78-23 in games against teams from the Horizon League.

► Improve Matt Painter's career coaching record to 59-36 overall and 34-31 at Purdue.

► Improve Purdue's all-time record to 1,534-898.

Purdue Versus The Horizon League

Purdue's game against Loyola-Chicago will be the 101st against a Horizon League opponent for the Boilermakers.

The Boilermakers are 77-23 against the rest of the league.

The last game against a team from the Horizon League was a 68-65 loss to No. 18 Butler on Dec. 16, 2006, in the John Wooden Tradition in Indianapolis.

The Horizon League

Team	W	L
Butler	37	16
Cleveland State	0	0
Detroit	15	1
Illinois Chicago	3	0
Loyola-Chicago	7	3
Valparaiso	12	1
Wisconsin-Green Bay	2	1
Wisconsin-Milwaukee	0	1
Wright State	0	0
Youngstown State	1	0
Totals	77	23

Purdue-Loyola-Chicago Connections

► Purdue's Marcus Green attended Leyden Park High School in Franklin Park in Chicago. Boilermaker senior Tarrance Crump lived in Chicago before moving to Alabama. Loyola-Chicago's Aric Van Weelden is from Munster, Ind. Loyola-Chicago freshman Ryan Sterling is from Fishers, Ind.

► Loyola-Chicago assistant coach Patrick Baldwin played in the Big Ten for Northwestern from 1990 to 1994.

Boilermaker Breakdown

No.	Name	Cl.	Pos.	Ht.	Wt.	Note
2	Chad Sutor	Fr.	F	6-7	206	► Walk-on who adds size to frontline
3	Chris Kramer ^	So.	G	6-3	210	► Averaging 4.0 steals per game
4	Robbie Hummel ^	Fr.	G/F	6-8	208	► Versatile forward who can play four positions
5	Keaton Grant ^	So.	G	6-4	207	► Hit go-ahead three-pointer against Lipscomb
11	Bobby Riddell	Jr.	G	5-9	163	► Former walk-on awarded a scholarship
12	Tarrance Crump	R-Sr.	G	6-1	176	► Lone senior on 2007-08 roster
14	Scott Martin	Fr.	G/F	6-8	200	► Leading team with 12.5 ppg
20	Marcus Green	Jr.	G	6-4	229	► Scored nine points off bench in opener
21	Nemanja Calasan Jr.	F	F	6-9	243	► Will become eligible for Loyola-Chicago game
25	JaJuan Johnson ^	Fr.	F/C	6-10	210	► Averaging 10.0 ppg
33	E'Twaun Moore ^	Fr.	G	6-3	180	► Scored 14 points in season opener
55	Chris Reid	Jr.	F	6-9	251	► Junior college post player

^ probable starter

Loyola-Chicago Ramblers (2-1)

No.	Name	Ht.	Wt.	Pos.	Cl.	Hometown/Previous School
02	Tracy Robinson	6-7	190	F	Sr.	Lynwood, Ill. (Leo)
04	Kyle Thomas	6-8	215	F	Fr.	Folsom, Calif. (Folsom)
12	Aric Van Weelden	6-3	190	G	So.	Munster, Ind. (Munster)
14	Geoff McCammon	6-4	200	G	Fr.	Roselle, Ill. (Conant)
22	Cortney Horton	6-2	175	G	Sr.	Chicago, Ill. (Southeastern CC)
23	Dave Telander ^	6-1	170	G	Sr.	Evergreen Park, Ill. (Brother Rice)
24	Justin Cerasoli	6-5	190	G	Jr.	Chicago, Ill. (Mississippi)
25	J.R. Blount ^	6-1	180	G	Jr.	Milwaukee, Wis. (Dominican)
30	Ryan Sterling	6-4	205	G	Fr.	Fishers, Ind. (Cathedral)
32	Andy Polka ^	6-7	240	F	So.	Oshkosh, Wis. (Oshkosh West)
33	Ross Forman ^	6-8	210	F	So.	Minneapolis, Minn. (Wyoming)
34	Leon Young ^	6-6	235	F	Jr.	Long Beach, Calif. (Lakewood)
44	Tom Levin	6-8	215	F	Sr.	Oshkosh, Wis. (Oshkosh West)
50	Matt Adler	6-11	220	C	R-So.	Bay Village, Ohio (St. Ignatius)
55	Darrin Williams	6-8	240	F	R-Jr.	Detroit, Mich. (Osborn)

^ probable starter

The Loyola-Chicago Ramblers

► Loyola-Chicago is 2-1 on the season. The Ramblers are coming off a 63-61 loss at home to Western Michigan on Nov. 16. The Ramblers have four individuals averaging double-figure scoring. J.R. Blount leads the way averaging 19.0 points per game.

► Saturday's game is the third of a two-for-one series between Purdue and Loyola-Chicago. The Ramblers won the series opener in 2005 and Purdue won last season's matchup in Mackey Arena.

Freshman Scorers



Since freshman became eligible in 1973, only six Purdue freshmen have played in 75 percent of the team's games and averaged double-figures in scoring.

In addition, no true freshman has ever led the team in scoring for a season.



Below is a list of the six players who have averaged more than 10 points per game and where they ranked on their respective teams in scoring.

Year	Name	PPG	Rank on Team
1980-81	Russell Cross	16.9	2nd
1974-75	Walter Jordan	14.1	2nd
1975-76	Kyle Macy	13.8	3rd
1984-85	Troy Lewis	10.4	3rd
1996-97	Jaraan Cornell	10.2	4th
1985-86	Melvin McCants	10.0	3rd

Team Statistical Comparison

Category		
Overall Record	2-0	2-1
Conference Record	0-0	0-0
Points Per Game	66.0	68.7
Opp. Points Per Game	51.0	61.7
Rebounds Per Game	32.0	30.3
Field Goal Pct.	.370	.445
Opp. Field Goal Pct.	.453	.465
3-Point Pct.	.214	.289
Opp. 3-Point Pct.	.524	.286
Free Throw Pct.	.707	.733
Assists Per Game	12.5	12.7
Turnovers Per Game	10.0	13.3
Blocked Shots Per Game	4.5	3.7
Steals Per Game	13.5	9.0

Individual Leaders

Category		
Scoring	Martin 12.5	Blount 19.0
Rebounding	Martin 7.0	Polka 8.0
Assists	Kramer 3.5	Blount 3.0
Steals	Kramer 4.0	Blount 3.3
Blocks	Kramer/Martin 1.5	Young 2.0
Minutes	Grant 33.0	Blount 34.3

Coaching Comparison

Category	Painter	Whitesell
Seasons Overall	4	21
Career Record	58-36	333-234
20-Win Seasons	2	5
NCAA Tournament App.	2	0
Record vs. Opponent	0-0	1-1
Seasons (Present School)	3	4
Record (Present School)	33-31	55-40

The National Polls

ESPN/ USA Today*	Associated Press*
1. North Carolina	1. North Carolina
2. UCLA	2. UCLA
3. Memphis	3. Memphis
4. Kansas	4. Kansas
5. Georgetown	5. Georgetown
6. Louisville	6. Louisville
7. Tennessee	7. Tennessee
8. Indiana	8. Indiana
9. Washington State	9. Washington State
10. Duke	10. Michigan State
11. Oregon	11. Marquette
11. Michigan State	12. Oregon
13. Marquette	13. Duke
14. Gonzaga	14. Gonzaga
15. Texas A&M	15. Texas
16. Texas	16. Texas A&M
17. Pittsburgh	17. Pittsburgh
18. Southern Illinois	18. Kansas State
19. Villanova	19. Southern Illinois
20. Kansas State	20. Villanova
21. Syracuse	21. Syracuse
22. Clemson	22. Butler
23. Butler	23. Virginia
24. Florida	24. Clemson
25. Davidson	25. Florida
Unranked Purdue opponents receiving votes	
26. Wisconsin	28. Ohio State
32. Ohio State	29. Wisconsin

* Polls as of 11/19/07

Purdue In The Rankings

	AP	ESPN/USA Today
Nov. 5	-	-
Nov. 12	-	-
Nov. 19	-	-
Nov. 26		
Dec. 3		
Dec. 10		
Dec. 17		
Dec. 24		
Dec. 31		
Jan. 7		
Jan. 14		
Jan. 21		
Jan. 28		
Feb. 4		
Feb. 11		
Feb. 18		
Feb. 25		

Purdue vs. Ranked Foes In 2007-08

Against Top-25 teams	0-0
at Home	0-0
on Road/Neutral	0-0
Against Top-10 teams	0-0

Individual Player Career Superlatives

Games In Double Figures Scoring

Marcus Green	7
Chris Kramer	7
Tarrance Crump	6
Keaton Grant	3
Robbie Hummel	1
JaJuan Johnson	1
Scott Martin	1
E'Twaun Moore	1
Bobby Riddell	1

Games With More Than 20 Points

Tarrance Crump	1
Marcus Green	1

Games With More Than 10 Rebounds

Double-Doubles

Led Team In Scoring

Marcus Green	2
Chris Kramer	2
Scott Martin	1

Led Team In Rebounding

Marcus Green	2
Keaton Grant	1
Robbie Hummel	1
Scott Martin	1

Top Performance Lists From 2007-08

Points

16, Scott Martin vs. Lipscomb, 11-20-07
15, Chris Kramer vs. Bethune-Cookman, 11-15-07
14, E'Twaun Moore vs. Bethune-Cookman, 11-15-07

Rebounds

8, Robbie Hummel vs. Lipscomb, 11-20-07
8, Scott Martin vs. Bethune-Cookman, 11-15-07

Assists

5, E'Twaun Moore vs. Bethune-Cookman, 11-15-07
--

Lipscomb Game Recap

Keaton Grant hit a go-ahead three-pointer with under a minute to go, and Scott Martin added two clinching free throws with nine seconds remaining, giving Purdue a 66-62 victory over road-weary Lipscomb.

The Bisons led by 10 points in the first half but faded down the stretch.

Purdue finally caught Lipscomb and took a 61-58 lead on two free throws by Chris Kramer with 2:58 to go. Lipscomb took its final lead at 62-61 on two straight baskets by Eddie Ard before Grant's go-ahead three-pointer.

Ard, who led Lipscomb with 19 points, then missed a three-point attempt, and Martin, fouled on the rebound, hit the clinching free throws.

The final score marked Purdue's biggest lead of the game.

Martin, a freshman, led Purdue with 16 points. Freshman Robbie Hummel, his former high school teammate, added 13 points and eight rebounds.

Lipscomb Leftovers

Below are some additional notes from Purdue's 66-62 win over Lipscomb.

► This was the first meeting between Lipscomb and Purdue.

► With the win, Purdue became 2-0 for the third-straight year under Painter. Purdue has started the year 2-0 in six of the last seven years.

► Purdue's freshmen combined for 44 of the team's 66 points. Additionally, the class combined for 23 of 34 rebounds.

► Chris Kramer has collected eight steals over the last two games.

► The Boilermakers forced 23 turnovers. It was the second-straight game in which Purdue has caused more than 20 miscues.

Lipscomb Game

VISITORS: Lipscomb Bisons 1-5														
TOT-FG 3-PT REBOUNDS														
#	Player Name	FG-FGA	FG-FGA	FT-FTA	OF	DE	TOT	PF	TP	A	TO	BLK	S	MIN
14	Ard, Eddie.....	f	8-12	3-4	0-2	0	3	3	2	19	3	7	0	1 32
35	Brown, Brandon.....	f	2-4	0-0	3-5	3	8	11	1	7	1	1	0	0 31
43	Hokpins, Jason.....	f	1-2	0-0	0-0	0	6	6	5	2	0	2	0	0 16
20	Daniels, LaKory.....	g	3-9	0-2	5-5	0	1	1	1	11	0	1	0	0 32
42	Lusk, Michael.....	g	5-9	2-3	0-0	0	2	2	2	13	4	4	1	1 36
00	Slater, Josh.....		2-4	2-2	0-0	0	3	3	4	6	2	5	0	0 20
34	Hodzic, Adnan.....		0-1	0-0	2-2	1	0	1	3	2	0	0	0	0 7
40	Pfeiff, Thomas.....		1-3	0-0	0-0	0	3	3	2	2	1	3	0	0 26
TEAM.....							1	1						
Totals.....		22-43	8-11	10-14	5	26	31	20	62	11	23	1	2	200
TOTAL FG 1st Half: 16-25 64.0% 2nd Half: 6-18 33.3% Game: 51.2% DEADB														
3-Pt. FG 1st Half: 8-9 88.9% 2nd Half: 0-2 0.0% Game: 72.7% REBS														
F Throw % 1st Half: 0-0 0.0% 2nd Half: 10-14 71.4% Game: 71.4% 3,3														

HOME TEAM: Purdue Boilermakers 2-0														
TOT-FG 3-PT REBOUNDS														
#	Player Name	FG-FGA	FG-FGA	FT-FTA	OF	DE	TOT	PF	TP	A	TO	BLK	S	MIN
25	Johnson, JaJuan.....	f	3-11	0-1	2-3	1	1	2	0	8	0	1	0	0 28
03	Kramer, Chris.....	g	3-7	0-1	3-6	1	2	3	2	9	4	1	2	4 30
04	Hummel, Robbie.....	g	3-9	1-3	6-6	5	3	8	2	13	3	2	1	2 35
05	Grant, Keaton.....	g	2-9	1-5	0-0	1	1	2	3	5	1	1	0	5 33
33	Moore, E'Twaun.....	g	3-12	1-5	0-0	3	4	7	2	7	0	1	0	0 23
11	Riddell, Bobby.....		0-0	0-0	0-0	0	0	1	0	1	0	0	0	4
12	Crump, Tarrance.....		4-6	0-2	4-4	0	0	2	8	1	0	0	0	8
14	Martin, Scott.....		6-12	1-4	3-4	4	2	6	1	16	0	1	0	3 31
20	Green, Marcus.....		0-2	0-0	0-0	1	1	2	3	0	0	1	0	0 8
TEAM.....							3	1	4					
Totals.....		22-68	4-21	18-23	19	15	34	16	66	10	8	4	14	200
TOTAL FG 1st Half: 13-45 28.9% 2nd Half: 9-23 39.1% Game: 32.4% DEADB														
3-Pt. FG 1st Half: 2-13 15.4% 2nd Half: 2-8 25.0% Game: 19.0% REBS														
F Throw % 1st Half: 7-7 100 % 2nd Half: 11-16 68.8% Game: 78.3% 3,2														

Officials: Ted Hillary, Tom Eades, Reggie Greenwood														
Technical fouls: Lipscomb Bisons-None. Purdue Boilermakers-None.														
Attendance: 1297														
Score by Periods 1st 2nd Total														
Lipscomb Bisons..... 40 22 - 62														
Purdue Boilermakers..... 35 31 - 66														

The Purdue-Loyola-Chicago Series

Purdue and Loyola-Chicago will be meeting for the 11th time. Here are a few notes on the series:

- Purdue leads the series 7-3.
- The Boilermakers won the last meeting in the series, a 78-62 win on Dec. 5, 2006, in Mackey Arena.
- The last Rambler win in the series was an 80-65 win on Dec. 11, 2005, in Chicago.
- This will be the fifth meeting between the two schools since 1955 and the final game of a two-for-one series.
- Purdue is 4-1 against Loyola-Chicago in West Lafayette.

Date	Result	Rankings	Location
1/30/30	W, 25-20 (OT)		W. Lafayette, Ind.
12/20/37	W, 55-41		Chicago, Ill.
12/21/40	W, 50-35		Chicago, Ill.
1/3/49	L, 33-42		W. Lafayette, Ind.
12/12/53	W, 82-70		W. Lafayette, Ind.
12/14/55	W, 69-68		Chicago, Ill.
12/28/91	L, 79-87		Chicago, Ill.
12/12/92	W, 84-70	18/-	W. Lafayette, Ind.
12/11/05	L, 80-65		Chicago, Ill.
12/05/06	W, 78-62		W. Lafayette, Ind.

Purdue Opponent Season Tracker +

Opponent	Coaches					Strength of		Conference Record/Standing
	Record	AP	Poll	RPI	Sagarin	Schedule		
Bethune-Cookman	0-3	-	-	294	337	212	▶ 0-0, 1st	
Lipscomb	1-5	-	-	285	274	244	▶ 0-0, 1st	
Loyola-Chicago	2-1	-	-	307	177	319	▶ 0-0, 1st	
Clemson	3-0	24	22	18	9	48	▶ 0-0, 1st	
Indiana State	2-2	-	-	150	167	94	▶ 0-0, 1st	
Ball State	0-2	-	-	230	247	90	▶ 0-0, 1st	
Missouri	4-1	(41)	(51)	94	28	137	▶ 0-0, 1st	
Louisville	2-0	6	6	205	41	314	▶ 0-0, 1st	
Texas Southern	1-2	-	-	65	240	52	▶ 0-0, 1st	
Wofford	1-1	-	-	240	238	102	▶ 0-0, 1st	
Iowa State	2-2	-	-	121	172	75	▶ 0-0, 1st	
TBA	-	-	-	-	-	-	▶ 0-0, 1st	
Florida Int.	1-0	-	-	340	269	340	▶ 0-0, 1st	
Michigan	2-1	-	-	85	71	114	▶ 0-0, 1st	
Michigan State	3-1	10	11	38	8	47	▶ 0-0, 1st	
Ohio State	2-0	(28)	(32)	74	34	188	▶ 0-0, 1st	
Iowa	4-0	-	-	108	103	239	▶ 0-0, 1st	
Illinois	3-1	(54)	(36)	257	20	332	▶ 0-0, 1st	
Wisconsin	4-0	(29)	(26)	160	32	284	▶ 0-0, 1st	
Northwestern	1-2	-	-	311	158	243	▶ 0-0, 1st	
Indiana	3-0	8	8	89	16	214	▶ 0-0, 1st	
Minnesota	2-0	-	-	44	57	131	▶ 0-0, 1st	

+ Records and standings based on Nov. 21
 ^ RPI ratings updated November 21, 2007

Sagarin updated November 21, 2007
 (-) Receiving Votes

Heat 'Em Up

The Boilermakers' defense has forced 53 turnovers in their first two games for an average of 26.5 per game. In 2006-07, Purdue caused 16.5 miscues per outing.

Non-Conference Win Streaks

The Boilermakers have won their last 17-straight non-conference games in Mackey Arena.

Below is a list of the top consecutive win streaks at home against non-conference opponents.

Team	Games	Next Game
Duke	53	Eastern Kentucky, 11/25
Sam Houston St.	38	Fresno State, 11/24
Air Force	35	Colorado, 11/29
Ohio State	30	VMI, 11/25
Washington	30	Long Beach St., 11/26
Michigan State	29	Oakland, 11/24
Gonzaga	29	Washington St., 12/5
Florida	28	Florida State, 11/23
Bradley	26	SEMO, 12/1
Northern Iowa	23	Loyola-Chicago, 12/1
Winthrop	23	Missouri State, 11/25
Colorado State	22	Ark. Pine-Bluff 11/28
Georgia Southern	21	Mercer, 11/26
Purdue	17	Loyola-Chicago, 11/24

Purdue's Experience Level

While the Boilermakers expect to rely heavily on their seven newcomers during 2007-08, they do return some experienced players to the lineup.

▶ Coming in to the 2007-08 season, players on Purdue's roster combined for 72 career starts and appeared in 203 games.

▶ Junior Marcus Green leads the team in games played with 64. He has played in every game since coming to Purdue.

▶ Entering the 2007-08 season, only four players have started games at the Div. I level. Sophomores Chris Kramer and Keaton Grant lead the way, having started 24 and 21 contests respectively. Senior Tarrance Crump started 14 games, while junior Marcus Green started 13 outings.

▶ The Boilermakers are starting a completely different frontline from the 2006-07 season.

Coaching Charts

Coaches At Their Alma Mater (32)

Akron	Keith Dambrot `82
Alabama	Mark Gottfried `87
Alabama State	Lewis Jackson `84
Bethune-Cookman	Cliff Reed `91
Bradley	Jim Les `86
Bucknell	Pat Flannery `80
Cal-State Northridge	Bobby Braswell `84
Central Connecticut	Howie Dickman `70
Charlotte	Bobby Lutz `80
Citadel	Ed Conroy `89
Eastern Michigan	Charles Ramsey `92
Grambling	Larry Wright `75
Holy Cross	Ralph Willard `67
Lamar	Steve Roccaforte `89
Maryland	Gary Williams `68
Miami (Ohio)	Charlie Coles `65
Montana	Wayne Tinkle `89
Morehead State	Donnie Tyndall `93
North Carolina	Roy Williams `72
N. C. State	Sidney Lowe `83
Oklahoma State	Sean Sutton `92
Oregon	Ernie Kent `77
Pacific	Bob Thomason `71
Penn State	Ed DeChellis `82
Princeton	Sydney Johnson `97
Purdue	Matt Painter `94
Rice	Willis Wilson `82
Sacred Heart	Dave Bike `69
Southern Illinois	Chris Lowery `95
Syracuse	Jim Boeheim `66
Toledo	Stan Joplin `79
West Virginia	Bob Huggins `77
Western Kentucky	Darrin Horn `95

Men's And Women's Coaches At Their Alma Mater (8)

Alabama State	Freda Freeman
Miami (Ohio)	Maria Fantanarosa
Montana	Robin Selvig
Oregon	Bev Smith
Purdue	Sharon Versyp
Rice	Greg Williams
Sacred Heart	Ed Swanson
Western Kentucky	Mary Taylor Cowles

Individual Big Ten Statistical Rankings [^]

Scoring

Rank	Individual	Avg.
19th	Scott Martin	12.5
T-21st	Chris Kramer	12.0

Rebounding

Rank	Individual	Avg.
9th	Scott Martin	7.0
T-17th	Robbie Hummel	5.5
T-17th	E' Twaun Moore	5.5

Steals

Rank	Individual	Avg.
T-2nd	Chris Kramer	4.0
4th	Robbie Hummel	3.0
T-10th	Scott Martin	2.0

Blocks

Rank	Individual	Avg.
T-7th	Scott Martin	1.5
T-7th	Chris Kramer	1.5

Field Goal Percentage

Rank	Individual	Pct.
T-7th	Chris Kramer	.615

Three-Point Field Goal Percentage

Rank	Individual	Pct.
2nd	Chris Kramer	.667

Assists

Rank	Individual	Avg.
T-13th	Chris Kramer	3.5

Free Throw Percentage

Rank	Individual	Avg.
T-1st	Tarrance Crump	1.000
T-1st	Robbie Hummel	1.000

[^] Rankings through games played on Nov. 20

Boilermakers' Statistical Rankings [^]

Team Category	Stat*	Big Ten Rank*	Stat+	Big Ten Rank+	NCAA Div. I Rank+
Scoring Offense	66.0	10th	-	-	-
Scoring Margin	+15.0	6th	-	-	-
FG Percentage	.370	11th	-	-	-
FT Percentage	.707	5th	-	-	-
3-Point FG Percentage	.214	11th	-	-	-
Scoring Defense	51.0	3rd	-	-	-
FG Percentage Defense	.453	11th	-	-	-
Rebounding Margin	+0.5	9th	-	-	-
Turnover Margin	+16.5	1st	-	-	-
Assist/Turnover Ratio	1.25	6th	-	-	-
Assists	12.5	T-10th	-	-	-
Blocked Shots	4.5	7th	-	-	-
Steals	13.5	1st	-	-	-

[^] Rankings through games played on Nov. 20

* Includes overall games played + Includes conference games only

+ NCAA Stats

We're Going Streaking

As seen on Page 5, Purdue has won its last 17 home games against non-conference opponents.

Since Mackey Arena opened in 1967, the Boilermakers have won more than 15-straight home non-conference games only three times.

Below is a list of the top five home winning streaks over non-conference games.

Games Won	Dates of Streak
24	Dec. 15, 1991 to Nov. 24, 1996
17	Dec. 6, 1996 to Dec. 12, 1998
17	[^] Nov. 19, 2005 to Nov. 20, 2007
15	Dec. 8, 1984 to Jan. 18, 1987
14	Dec. 5, 1988 to Jan. 3, 1990

[^] active streak

Kramer Leading The Way

Purdue sophomore Chris Kramer is the unquestioned leader of the Boilermakers.

In the season opener against Bethune-Cookman, Kramer scored a team-high 15 points, connecting on both of his attempts from downtown.

He is second on the team in scoring (12.5 ppg) and leads the team in total steals (8) and assists (6).

In addition to his play on the court, Kramer is the lone team captain.

Kramer Named To All-Defensive Team

Purdue guard Chris Kramer was one of Purdue's best all-around players during the 2006-07 season.

For his effort on defense, he was one of five players named to the Big Ten All-Defensive Team.

In 30 games, Kramer racked up 64 steals, a freshman record at Purdue. Against Wagner on Dec. 19, and against Penn State on Jan. 6, he recorded six steals, one shy of the Purdue single-game record.

In addition, he finished third on the team in scoring with 7.2 points per game. At Iowa, on Feb. 21, he scored a career-high 19 points. In Purdue's two NCAA Tournament games, he averaged 15.0 points per game.

Below is a look at the Purdue freshman steals list.

Freshman Steals List

Rk.	Player	Year	ST
1.	Chris Kramer	2007	64
2.	Brian Cardinal	1997	51
3.	Jaraan Cornell	1997	46
4.	Kyle Macy	1976	39
5.	Austin Parkinson	2001	28
6.	Brett Buscher	2001	24

Purdue's Starting Lineups in 2007-08

Game	G	G	G	F	F
<i>Bethune-Cookman</i>	<i>Kramer</i>	<i>Crump</i>	<i>Moore</i>	<i>Hummel</i>	<i>Johnson</i>
<i>Lipscomb</i>	<i>Kramer</i>	<i>Grant</i>	<i>Moore</i>	<i>Hummel</i>	<i>Johnson</i>
Loyola-Chicago					
Clemson					
Indiana State					
Ball State					
Missouri					
Louisville					
Texas Southern					
Wofford					
Iowa State					
Alabama/Mo. St.					
Florida Int.					
Michigan					
Michigan St.					
Ohio State					
Iowa					
Illinois					
Penn State					
Wisconsin					
Iowa					
Illinois					
Penn State					
Wisconsin					
Michigan St.					
Northwestern					
Indiana					
Minnesota					
Northwestern					
Ohio State					
Michigan					

Italics denotes game won

Tracking Milestone Numbers

- ▶ Tarrance Crump is 48 points away from 250 for his career.
- ▶ Marcus Green needs 95 points to reach 400 for his career and 34 rebounds to reach 200.
- ▶ Keaton Grant is 45 points away from 200 for his career.
- ▶ Chris Kramer needs 11 more rebounds for 100. He is 18 assists away from 100 and 10 points away from 250 for his career.

Tough In Mackey

Purdue finished the 2006-07 regular season 16-1 in home games in Mackey Arena.

That marked the first time Purdue won 16 home games in a season. The Boilermakers won 15 home games three times.

The Boilermakers also went 7-1 in home conference games for the first time since the 2002-03 season.

Turning Things Around

In 2006-07, Purdue won 13 more games than the previous season. That improvement ranked as the fourth best in the country. Below is a look at other teams who had similar improvements.

Team	2005-06	2006-07	Wins
Washington State	11-17	26-8	+15
Oregon	15-18	29-8	+14
Jacksonville	1-26	15-14	+14
<i>Purdue</i>	<i>9-19</i>	<i>22-12</i>	<i>+13</i>
Vermont	13-17	25-7	+12

All-Time Winningest Programs

No.	Team	Won	Lost	Pct.
1.	Kentucky	1,927	597	.763
2.	North Carolina	1,886	689	.732
3.	Kansas	1,876	777	.707
4.	Duke	1,800	791	.695
5.	Syracuse	1,683	771	.686
6.	Temple	1,657	920	.643
7.	St. John's	1,645	816	.668
8.	Pennsylvania	1,613	907	.640
9.	Indiana	1,592	865	.648
10.	Utah	1,586	816	.660
11.	UCLA	1,586	707	.692
12.	Notre Dame	1,583	879	.643
13.	Oregon State	1,560	1,118	.583
14.	Illinois	1,549	813	.656
15.	Purdue	1,533	898	.631
16.	Washington	1,532	1,008	.603
17.	W. Kentucky	1,529	753	.670
18.	Princeton	1,524	934	.620
19.	Cincinnati	1,515	865	.636
20.	Arizona	1,510	819	.652

^ Standings through November 20, 2007

Purdue All-Time Big Ten Series Records

School	All-Time Record^
Illinois	86-81
Indiana	107-83
Iowa	76-70
Michigan	77-60
Michigan State	60-42
Minnesota	91-78
Northwestern	115-41
Ohio State	78-78
Penn State	18-9
Wisconsin	98-62

^ Includes results of all games, whether or not a member of the Big Ten at the time of competition.

All-Time Consensus First Team All-America Leaders

Team	No.	Players
Kentucky	20	15
Notre Dame	19	10
North Carolina	18	14
UCLA	18	12
Duke	16	13
Purdue	16	10
Indiana	14	11
Kansas	13	9
Ohio State	10	7

This Date In History - November 24

Purdue Basketball

- 1987 - The No. 2 Boilermakers suffered their first loss of the season at the hands of Iowa State, 104-96.
- 1989 - Purdue beat Ball State 57-43 in Mackey Arena.
- 1996 - Purdue opened the season with an 86-63 victory over Idaho.
- 2001 - Purdue fell to No. 24 Stanford in the Wooden Tradition, 69-61.

Birthdays

- 1938 - Oscar Robertson, American basketball player
- 1940 - Paul Tagliabue, retired commissioner of the National Football League
- 1967 - Cal Eldred, American baseball player
- 1983 - Dean Ashton, West Ham striker

Events

- 1960 - Wilt Chamberlain pulls down 55 rebounds in one game, setting an NBA record.
- 1969 - The Apollo 12 spacecraft splashes down safely in the Pacific Ocean, ending the second manned mission to the Moon.
- 1971 - During a severe thunderstorm over Washington state, a hijacker calling himself Dan Cooper (AKA D.B. Cooper) parachutes from a Northwest Orient Airlines plane with \$200,000 in ransom money - neither he nor the money are ever found.
- 1991 - Freddie Mercury, lead singer of rock band Queen died

The Boilermakers' 13-game turnaround also was the best in school history. Below is a look at the top four seasons in Purdue history for improvement in total wins.

Overall Games			
Season	Record	Previous Record	Difference
2006-07	22-12	9-19	+13
1993-94	29-5	18-10	+11
1978-79	27-8	16-11	+11
1997-98	28-8	18-12	+10

Conference Games			
Season	Record	Previous Record	Difference
2006-07	9-7	3-13	+6
1963-64	8-6	2-12	+6
1908-09	6-4	0-8	+6

The Voice Of The Boilermakers

Now in his 25th season as the Voice of the Boilermakers, Larry "The Cliz" Clisby is second in tenure among Big Ten radio announcers. He has been a member of the broadcast team since the 1977-78 season, beginning as color commentator.

As play-by-play announcer, The Cliz has called 749 games, including the last 455 in a row. He missed two games during the 1992-93 season due to illness. Purdue

has won 483 games while Clisby has been behind the mic.

Fans can log on to purduesports.com to read The Cliz Blog, a look at Purdue basketball through the eyes of The Cliz.

Announcer	Years with Crew
Don Fischer, Indiana	35
Larry Clisby, Purdue	30
Steve Jones, Penn State	26
Matt Lepay, Wisconsin	19
Gary Dolphin, Iowa	12
Dave Eanet, Northwestern	12
Paul Keels, Ohio State	10
Will Tieman, Michigan State	6
Brian Barnhart, Illinois	5
Matt Shepard, Michigan	3
Mike Grimm, Minnesota	2

The Paint Crew

In its third season, the Paint Crew is the official sixth man for men's basketball.

For the 2007-08 season, more than 5,500 student season tickets have been sold. The Paint Crew is a general admission section which seats 1,779 students.

The Paint Crew is located at the southeast corner of Keady Court. Members of the Paint Crew wear black T-shirts.

40 Years In Mackey Arena



Mackey Arena is celebrating its 40th anniversary during the 2007-08 season. The arena is getting ready to undergo an \$82 million renovation which will be completed for the start of the 2011-12 season.

- ▶ Purdue is 463-110 (.807) in 40 seasons in Mackey Arena.
- ▶ The Boilermakers are 256-81 (.760) in Big Ten games in Mackey Arena.
- ▶ Purdue has a 207-29 (.876) mark against non-league teams.
- ▶ Mackey Arena was dedicated on Dec. 2, 1976, and built for \$6 million.
- ▶ The Boilermakers went 16-1 in Mackey Arena during the 2006-07 season.

The Matt Painter Radio Show

Every Monday night, fans can tune into the Matt Painter Radio Show to hear the coach break down games and discuss the Boilermakers. Larry Clisby hosts the hour-long program at 6 p.m. ET, which airs on the same stations that carry the Boilermakers' games. The show originates from either the Cary Knight Spot Grill or the Harrison Grill located on the West Lafayette campus and features call-in and live audience questions.

Show Dates

Dec. 3, 10, 18 Jan. 7, 14, 21, 28
Feb. 4, 11, 18, 25 March 3, 10, 17

The Matt Painter Television Show

The Matt Painter Show on television — hosted by Jim Barbar — begins airing the first week of December and runs through March with breaks around the holidays. Check local listings for dates in your area. The show is taped every Thursday at 11:45 a.m. ET at Buffalo Wild Wings Grill & Bar in West Lafayette.

Show Taping Dates

Nov. 29 Dec. 6, 13
Jan. 3, 10, 17, 24, 31 Feb. 7, 14, 21, 28
March 6, 10

Boilermakers In The NBA

Three Boilermakers are on NBA rosters.

Brad Miller, who played at Purdue from 1995 to 1998, is the starting center for the Sacramento Kings. He joined the Kings prior to the 2003-04 season as a free agent.

Brian Cardinal, who played for Purdue from 1997 to 2000, is playing for Memphis. He signed as a free agent with the Grizzlies in 2004, after playing the 2003-04 season in Golden State.

Carl Landry is in his first season with the Houston Rockets.

Below are the former Boilermakers in the NBA and their 2007-08 statistics through Nov. 19, 2007.

Player	GP	PPG	RPG	APG
B. Miller	10	11.5	8.1	2.6
B. Cardinal	4	3.5	2.8	0.8
C. Landry	-	-	-	-

Purdue Dates of Interest

Nov. 26, 2007
Painter Teleconference 11 a.m. ET

Nov. 29, 2007
Painter TV Show Taping 11:30 a.m. ET

Dec. 3, 2007
Painter Teleconference 11 a.m. ET
Matt Painter Radio Show 6 p.m. ET

Dec. 6, 2007
Painter TV Show Taping 11:30 a.m. ET

Dec. 10, 2007
Painter Teleconference 11 a.m. ET
Matt Painter Radio Show 6 p.m. ET

Dec. 13, 2007
Painter TV Show Taping 11:30 a.m. ET

Dec. 18, 2007
Matt Painter Radio Show 6 p.m. ET

Jan. 3, 2008
Painter TV Show Taping 11:30 a.m. ET

Jan. 7, 2008
Painter Teleconference 11 a.m. ET
Matt Painter Radio Show 6 p.m. ET

Jan. 10, 2008
Painter TV Show Taping 11:30 a.m. ET

Jan. 14, 2008
Painter Teleconference 11 a.m. ET
Matt Painter Radio Show 6 p.m. ET

Jan. 17, 2008
Painter TV Show Taping 11:30 a.m. ET

Jan. 21, 2008
Painter Teleconference 11 a.m. ET
Matt Painter Radio Show 6 p.m. ET

Jan. 24, 2008
Painter TV Show Taping 11:30 a.m. ET

Jan. 28, 2008
Painter Teleconference 11 a.m. ET
Matt Painter Radio Show 6 p.m. ET

Jan. 31, 2008
Painter TV Show Taping 11:30 a.m. ET

Feb. 4, 2008
Painter Teleconference 11 a.m. ET
Matt Painter Radio Show 6 p.m. ET

Feb. 7, 2008
Painter TV Show Taping 11:30 a.m. ET

NCAA Div. I Radio Broadcasters

Broadcaster	Years
Max Falkenstein, Kansas	60
Bob Brooks, Iowa	58
Jim Zabel, Iowa	56
Morry Mannies, Ball State	51
Jack Cristil, Mississippi State	50
Ray Christiansen, Minnesota	45
Cawood Ledford, Kentucky	39
Ray Goss, Duquense	39
Bill Hillgrove, Pittsburgh	39
John Decamp, Purdue	38
Mike Roberts, New Mexico	38
Wes Strader, Western Kentucky	36
Woody Durham, North Carolina	36
Bob Curtis, Idaho	35
Don Fischer, Indiana	35
Paul J. Schneider, Boise State	34
Bill Woodward, Fresno State	34
Jim Jeannotte, New Hampshire	34
Norm Fletcher, Northwestern State	32
Rich Chvotkin, Georgetown	32
Dave Nitz, Louisiana Tech	32
Dan Gustin, Nevada	32
John Ward, Tennessee	31
Bob Harris, Duke	31
Larry Clisby, Purdue [^]	30
Dave Hofferth, Lamar	30
Dick Groat, Pittsburgh	29

Bold denotes currently active
^ Includes last 25 years as play-by-play announcer

2007-08 Awards And Honors

E'Twaun Moore

Collegehoops.net All-Freshman Team
Honorable Mention

JaJuan Johnson

Collegehoops.net All-Freshman Team
Honorable Mention

2007-08 Purdue Basketball Season Timeline

Oct. 20	Sophomore guard Chris Kramer named team's lone captain
Nov. 1	Boilermakers defeat Indianapolis, 89-64, in first exhibition game
Nov. 8	Purdue downs Saginaw Valley State in exhibition finale, 86-60
Nov. 14	Purdue signs Lewis Jackson and Ryne Smith to National Letters of Intent
Nov. 15	Boilermakers down Bethune-Cookman, 66-40, in season opener
Nov. 15	NCAA rules that Nemanja Calasan has to sit out first two games
Nov. 20	Purdue overcomes 32.4 percent shooting night to beat Lipscomb, 66-62

2007 Boilermaker Recruiting Class

The Purdue men's basketball coaching staff officially inked two players for the 2008-09 season. Both National Letters of Intent were received by Purdue on Wednesday.

Guards Lewis Jackson and Ryne Smith signed NLI's to attend Purdue next season.

"I think Lewis Jackson and Ryne Smith will really help our backcourt," said Painter. "With the departure of Tarrence Crump, Lewis gives us that quintessential point guard. Ryne is a deadly shooter who can score in a variety of ways and help us put points on the board."

Both players are ranked in the top 150 according to most recruiting services.

"It was an interesting year for us because we started with one scholarship," said Painter. "We now are finishing with four scholarships, so you never know what can happen. That's why we always keep recruiting. We had needs in the backcourt and these two guys fill those needs. I give our coaching staff a lot of credit because they did a great job getting them here to Purdue."

Jackson and Smith will join a team that loses only one senior (Crump).

"I think when players are making their college choices, you have to look at the school's needs," said Painter. "With Ryne, we really do not have that combo guard that can stretch the defense. Ryne is different than guys we have now, and he has the special ability to make baskets at 25 feet. Lewis is a perfect fit from a quickness standpoint and decision-making ability. He does not get enough credit for that, but is very good at deciding what to do with the ball."

Lewis Jackson

Jackson averaged 14.0 points and 8.0 assists per game during his junior season at Eisenhower High School. A true point guard, Jackson choose Purdue over offers from Clemson, Colorado, Dayton, Illinois, Indiana, Iowa, Iowa State, Gonzaga and Xavier.

"Lewis gives us a high level of quickness that we lose with the departure of Crump," said Painter. "He's a very good

2007-08 Boilermaker Recruiting Class

Name	Pos.	Ht.	Wt.	Hometown (School)
Lewis Jackson	G	5-9	165	Decatur, Ill. (Dwight Eisenhower)
Ryne Smith	G	6-3	175	Toledo, Ohio (Whitmer)

decision maker and knows where guys are on the court at all times. He loves to play the game and that is something you see in him if you watch him play a lot. We're going to expect him to have a lot of energy on the defensive end and put pressure on the ball. Offensively, we expect him to give us an advantage in the open court and run our team in the halfcourt. He is very skilled in transition, but also does a very good job when the tempo is slowed down in terms of knowing where the ball needs to go. Additionally, Lewis has the ability to score in a variety of ways. He gets to the hoop, makes intermediate shots and has really improved his stroke from the arc."

- Ranked as the 79th-best overall player by Hoopscooponline.com
- Ranked as the 130th best recruit in the nation by Rivals.com
- Rated a three-star recruit by Rivals.com and Scout.com
- Ranked as the 30th-best point guard by Rivals.com
- Ranked as the 35th-best point guard by Scout.com
- Played AAU with Indiana Elite
- Averaged 13.4 points, 7.2 assists, 4.5 rebounds and 3.0 steals per game as a sophomore
- Coached by Jeremy Moore at Dwight Eisenhower High School

Ryne Smith

Smith averaged 17.0 points per game as a junior while playing for his father, Bruce, at Whitmer High School in Toldeo. An under-the-radar prospect, Smith choose Purdue over offers from Bradley, Massachusetts, Mississippi and Utah.

"What stuck out the most with him when we recruited him was that he makes shots," said Painter. "He can score points in a hurry, but he's also a very competitive guy. He doesn't back down from anyone, and those are the type of guys we have to have in our program. We like to have guys that are consumed with the game of basketball. He talks, eats and sleeps basketball and that type of thing is contagious, and what we like to see in our program. After watching him a lot this summer, he really makes an effort to work on the defensive end and that was impressive to see as well. Ryne is a recruit that we are very fortunate to get. He works very hard and has made himself into a big-time prospect."

- Ranked as the 106th-best recruit in the nation by Rivals.com
- Ranked as the 25th-best shooting guard by Rivals.com
- Rated a three-star recruit by Rivals.com
- Played AAU with the Ohio Gators
- Played at Whitmer High School for his father, Bruce Smith

2007-08 Exhibition Game Season Statistics

RECORD:	OVERALL	HOME	AWAY	NEUTRAL
All Games	2-0	2-0	0-0	0-0
Big Ten	0-0	0-0	0-0	0-0
Non-Conference	2-0	2-0	0-0	0-0

Player	GP	GS	MP	Avg	FG	FGA	Pct	3FG	FGA	Pct	FT	FTA	Pct	Off	Def	Tot	Avg	PF	FO	A	TO	BS	ST	PTS	Avg
Scott Martin	2	0	58	29.0	10	26	.385	1	10	.100	4	7	.571	6	8	14	7.0	3	0	0	2	3	4	25	12.5
Chris Kramer	2	2	56	28.0	8	13	.615	2	3	.667	6	12	.500	1	2	3	1.5	3	0	7	1	3	8	24	12.0
E'Twaun Moore	2	2	52	26.0	8	23	.348	2	10	.200	3	4	.750	3	8	11	5.5	4	0	5	5	1	3	21	10.5
JaJuan Johnson	2	2	56	28.0	7	22	.318	0	1	.000	6	8	.750	5	4	9	4.5	0	0	0	2	0	0	20	10.0
Robbie Hummel	2	2	58	29.0	4	13	.308	1	4	.250	6	6	1.000	6	5	11	5.5	6	0	5	2	1	6	15	7.5
Tarrance Crump	2	1	29	14.5	4	11	.364	1	4	.250	4	4	1.000	2	0	2	1.0	4	0	4	0	0	0	13	6.5
Keaton Grant	1	1	33	33.0	2	9	.222	1	5	.200	0	0	.000	1	1	2	2.0	3	0	1	1	0	5	5	5.0
Marcus Green	2	0	24	12.0	4	6	.667	1	1	1.000	0	0	.000	2	2	4	2.0	4	0	0	4	1	1	9	4.5
Bobby Riddell	2	0	21	10.5	0	3	.000	0	3	.000	0	0	.000	0	0	0	0.0	2	0	1	1	0	0	0	0.0
Chris Reid	1	0	10	10.0	0	0	.000	0	0	.000	0	0	.000	0	2	2	2.0	0	0	2	1	0	0	0	0.0
Chad Sutor	1	0	3	3.0	0	1	.000	0	1	.000	0	0	.000	0	1	1	1.0	1	0	0	1	0	0	0	0.0
Team														4	1	5	2.5	0			0				
Total	2				47	127	.370	9	42	.214	29	41	.707	30	34	64	32.0	30	0	25	20	9	27	132	66.0
Opponents	2				39	86	.453	11	21	.524	13	21	.619	15	48	63	31.5	34	-	15	53	3	5	102	51.0

Score By Periods:	1st	2nd	OT	Total
Purdue	71	61		132
Opponents	59	43		102

Big Ten Statistics

Player	GP	GS	MP	Avg	FG	FGA	Pct	3FG	FGA	Pct	FT	FTA	Pct	Off	Def	Tot	Avg	PF	FO	A	TO	BS	ST	PTS	Avg
Score By Periods:					1st	2nd	OT										Total								
Purdue					-	-											-								
Opponents					-	-											-								

2007-08 Purdue Game Results and Leaders

Opponent	Date	Score	W/L	POINTS	REBOUNDS	ASSISTS	STEALS	BLOCKED SHOTS
Bethune-Cookman	11-15-07	66-40	W	15-Kramer	8-Martin	5-Moore	4-Hummel/Kramer	3-Martin
Lipscomb	11-20-07	66-62	W	16-Martin	8-Hummel	4-Kramer	5-Grant	2-Kramer

Purdue 2007-08 Team Statistics

Opponent	Date	Score	W/L	FG	FGA	Pct	3FG	FGA	Pct	FT	FTA	Pct	Off	Def	Tot	Avg	PF	A	TO	Bk	Stl	Pts	Avg
Bethune-Cookman	11-17-07	66-40	W	25	59	.424	5	21	.238	11	18	.611	11	19	30	30.0	14	15	12	5	13	66	66.0
Lipscomb	11-20-07	66-62	W	22	68	.324	4	21	.190	18	23	.783	19	15	34	32.0	16	10	8	4	14	66	66.0

Opponents

Opponent	Date	Score	W/L	FG	FGA	Pct	3FG	FGA	Pct	FT	FTA	Pct	Off	Def	Tot	Avg	PF	A	TO	Bk	Stl	Pts	Avg
Bethune-Cookman	11-17-07	66-40	L	17	43	.395	3	10	.300	3	7	.429	9	22	31	31.0	14	4	30	2	3	40	40.0
Lipscomb	11-20-07	66-62	L	22	43	.512	8	11	.727	10	14	.714	5	26	31	31.0	20	11	23	1	2	62	51.0

2007-08 Purdue Team Highs and Lows

		Purdue	Opponent
Points 1st Half	High	36 vs. Bethune-Cookman, 11-15-07	40 vs. Lipscomb, 11-20-07
	Low	35 vs. Lipscomb, 11-20-07	19 vs. Bethune-Cookman, 11-15-07
Points 2nd Half	High	31 vs. Lipscomb, 11-20-07	22 vs. Lipscomb, 11-20-07
	Low	30 vs. Bethune-Cookman, 11-15-07	21 vs. Bethune-Cookman, 11-15-07
Total Points	High	66 vs. Bethune-Cookman, 11-15-07, Lipscomb, 11-20-07	62 vs. Lipscomb, 11-20-07
	Low	66 vs. Bethune-Cookman, 11-15-07, Lipscomb, 11-20-07	40 vs. Bethune-Cookman, 11-15-07
FG Made	High	25 vs. Bethune-Cookman, 11-15-07	22 vs. Lipscomb, 11-20-07
	Low	22 vs. Lipscomb, 11-20-07	17 vs. Bethune-Cookman, 11-15-07
FG Attempted	High	68 vs. Lipscomb, 11-20-07	43 vs. Bethune-Cookman, 11-15-07, Lipscomb, 11-20-07
	Low	59 vs. Bethune-Cookman, 11-15-07	43 vs. Bethune-Cookman, 11-15-07, Lipscomb, 11-20-07
FG Percentage	High	.424 vs. Bethune-Cookman, 11-15-07	.512 vs. Lipscomb, 11-20-07
	Low	.324 vs. Lipscomb, 11-20-07	.395 vs. Bethune-Cookman, 11-15-07
3-Pt. FG Made	High	5 vs. Bethune-Cookman, 11-15-07	8 vs. Lipscomb, 11-20-07
	Low	4 vs. Lipscomb, 11-20-07	3 vs. Bethune-Cookman, 11-15-07
3-Pt. FG Att.	High	21 vs. Bethune-Cookman, 11-15-07, Lipscomb, 11-20-07	11 vs. Lipscomb, 11-20-07
	Low	21 vs. Bethune-Cookman, 11-15-07, Lipscomb, 11-20-07	10 vs. Bethune-Cookman, 11-15-07
3-Pt. FG Pct.	High	.238 vs. Bethune-Cookman, 11-15-07	.727 vs. Lipscomb, 11-20-07
	Low	.190 vs. Lipscomb, 11-20-07	.300 vs. Bethune-Cookman, 11-15-07
FT Made	High	18 vs. Lipscomb, 11-20-07	10 vs. Lipscomb, 11-20-07
	Low	11 vs. Bethune-Cookman, 11-15-07	3 vs. Bethune-Cookman, 11-15-07
FT Attempted	High	23 vs. Lipscomb, 11-20-07	14 vs. Lipscomb, 11-20-07
	Low	18 vs. Bethune-Cookman, 11-15-07	7 vs. Bethune-Cookman, 11-15-07
FT Percentage	High	.783 vs. Lipscomb, 11-20-07	.714 vs. Lipscomb, 11-20-07
	Low	.611 vs. Bethune-Cookman, 11-15-07	.429 vs. Bethune-Cookman, 11-15-07
Off. Rebounds	High	19 vs. Lipscomb, 11-20-07	9 vs. Bethune-Cookman, 11-15-07
	Low	11 vs. Bethune-Cookman, 11-15-07	5 vs. Lipscomb, 11-20-07
Def. Rebounds	High	19 vs. Bethune-Cookman, 11-15-07	26 vs. Lipscomb, 11-20-07
	Low	15 vs. Lipscomb, 11-20-07	22 vs. Bethune-Cookman, 11-15-07
Total Rebounds	High	34 vs. Lipscomb, 11-20-07	31 vs. Bethune-Cookman, 11-15-07, Lipscomb, 11-20-07
	Low	30 vs. Bethune-Cookman, 11-15-07	31 vs. Bethune-Cookman, 11-15-07, Lipscomb, 11-20-07
Assists	High	15 vs. Bethune-Cookman, 11-15-07	11 vs. Lipscomb, 11-20-07
Blocked Shots	High	5 vs. Bethune-Cookman, 11-15-07	2 vs. Bethune-Cookman, 11-15-07
Steals	High	14 vs. Lipscomb, 11-20-07	3 vs. Bethune-Cookman, 11-15-07
Turnovers	High	12 vs. Bethune-Cookman, 11-15-07	30 vs. Bethune-Cookman, 11-15-07
	Low	8 vs. Lipscomb, 11-20-07	23 vs. Lipscomb, 11-20-07
Personal Fouls	High	16 vs. Lipscomb, 11-20-07	20 vs. Lipscomb, 11-20-07
	Low	14 vs. Bethune-Cookman, 11-15-07	14 vs. Bethune-Cookman, 11-15-07

The Last Time It Happened

Team

Individual

100 Points by a Team

By Purdue 102 vs. Southeast Missouri State (12/30/06)
 By Opponent 101 by Kentucky (12/3/96)

30-Point Win

By Purdue 102-65 vs. Southeast Missouri State (12/30/06)
 By Opponent 97-57 vs. Florida State (11/29/05)

65 Percent Shooting by a Team

By Purdue650 vs. Ohio State (2/7/98)
 By Opponent674 by Loyola (Ill.) (12/28/91)

60 Percent Shooting by a Team

By Purdue612 vs. Michigan (2/11/06)
 By Opponent603 at Florida State (11/29/05)

50 Percent Shooting by a Team

By Purdue500 vs. Indiana (2/15/07)
 By Opponent512 Lipscomb (11/20/07)

Purdue Played a Ranked Opponent^

Purdue Win 81-68 vs. No.24/19 Indiana (2/15/07)
 Purdue Loss 74-67 vs. No. 5/5 Florida (3/18/07)

Overtime Game

Purdue Win 76-70 vs. Michigan State (1/25/04)
 Purdue Loss 78-76 vs. Northwestern (1/25/06)

Double Overtime Game

Purdue Win 90-87 vs. Wisconsin (2/18/93)
 Purdue Loss 75-73 vs. Indiana (1/15/05)

Triple Overtime Game

Purdue Win 67-58 vs. Miami (Ohio) (12/3/83)
 Purdue Loss 92-93 vs. Ohio State (3/5/81)

Home Season Openers

Purdue Win 66-40 vs. Bethune-Cookman (11/15/07)
 Purdue Loss 67-66 vs. Central Michigan (12/21/00)

Road/Neutral Openers

Purdue Win 61-50 vs. Texas State (11/26/03)
 Purdue Loss 79-61 vs. Georgia Tech (11/20/06)

Purdue Was Ranked

AP Top 10 (9) January 10, 1999
 AP Top 25 (21) Jan. 31, 2004

40 Points by a Player

By Purdue 44, Glenn Robinson vs. Kansas (3/24/94)
 By Opponent 40, Kirk Manns, Michigan State (1/25/89)

30 Points by a Player

By Purdue 30, Carl Landry vs. Oklahoma (11/21/06)
 By Opponent 32, Jeff Horner, Iowa (2/1/06)

20 Rebounds by a Player

By Purdue ... 21, William Franklin vs. Ohio State (1/9/72)
 By Opponent ... 20, Curtis Borchardt, Stanford (11/24/01)

15 Rebounds by a Player

By Purdue ... 15, Matt Kiefer, vs. Northwestern (1/25/06)
 By Opponent 15, David West, Xavier (12/5/01)

Two Players with 20 or More Points in Same Game

By Purdue David Teague (32) and Carl Landry (22)
 vs. Indiana (2/15/07)
 By Opponent Tim Doyle (26) and Kevin Coble (24)
 by Northwestern (2/24/07)

Two Players with 10 or More Rebs. in Same Game

By Purdue David Teague (11) and Carl Landry (10)
 vs. DePaul (11/22/06)
 By Opponent George Leach (14) and Jeff Newton (12)
 Indiana (12/14/02)

10 Assists by a Player

By Purdue ... 12, Austin Parkinson vs. Penn State (2/4/04)
 By Opponent 11, Frank Williams, Illinois (3/9/01)

Five Steals by a Player

By Purdue 5, Keaton Grant vs. Lipscomb (11/20/07)
 By Opponent 5, Matt Lawrence vs. Missouri (12/9/06)

Five Blocked Shots by a Player

By Purdue 5, John Allison vs. Appalachian State (12/2/00)
 By Opponent 5, D.J. White, Indiana (1/10/07)

Double-Double by a Player*

By Purdue ... 25/12, Carl Landry vs. Minnesota (2/28/07)
 By Opponent .. 10/10, Dan Coleman, Minnesota (2/28/07)

^Rankings are ordered AP poll first then Coaches poll.

*Double-doubles are points and rebounds unless otherwise indicated.

2007-08 Purdue Miscellaneous Stats

Games as Leading Scorer
 Kramer 1
 Martin 1

Games as Leading Rebounder
 Hummel 1
 Martin 1

Games Leading in Assists
 Kramer 1
 Moore 1

Double-Doubles

Double-Figure Scoring Games
 Hummel 1
 Johnson 1
 Kramer 1
 Martin 1
 Moore 1

20-Point Games

30-Point Games

10-Rebound Games

6-Assist Games

Charges Drawn
 Purdue 1
 Opponents 0

Riddell 1

Dunks
 Purdue 3
 Opponents 1

Green 1
 Hummel 1
 Johnson 1

Three-Point Plays
 Purdue 3
 Opponents 1

Johnson 1
 Kramer 1
 Martin 1

Four-Point Plays
 Purdue 0
 Opponents 0

Forced Five-Second Calls
 Purdue 1
 Opponents 0

Grant 1

Technical Fouls
 Purdue 0
 Opponents 0

Jump Balls Controlled
 Purdue 2
 Opponents 0

Purdue's First Substitution
 Martin 2

Largest Halftime Lead
 17 vs. Bethune-Cookman
 (11/15/07)

Largest Halftime Deficit
 5 vs. Lipscomb (11/20/07)

Largest Purdue Lead
 30 vs. Bethune-Cookman
 (11/15/07)

Largest Purdue Deficit
 10 vs. Lipscomb (11/20/07)

Largest Purdue Win
 26 vs. Bethune-Cookman
 (11/15/07)

Largest Purdue Defeat
 N/A

Most Consecutive Points Scored
 17 vs. Bethune-Cookman
 (11/15/07)

Most Consecutive Points Allowed
 6 vs. Bethune-Cookman
 (11/15/07)
 6 vs. Lipscomb (11/20/07)

Largest Home Crowd
 12,907 vs. Lipscomb (11/20/07)

Largest Road Crowd
 N/A

Largest Neutral Crowd
 N/A

Purdue's 2007-08 Record When ...

Plays at home 2-0	Plays in November 2-0
Plays on the road 0-0	Plays in December 0-0
Plays at neutral site 0-0	Plays in January 0-0
Big Ten record 0-0	Plays in February 0-0
Record against all opponents .. 2-0	Plays in March 0-0
Wins the game before 1-0	Plays in April 0-0
Loses the game before 0-0	Plays during the day 0-0
Leads at half 1-0	Plays at night 2-0
Trails at half 1-0	Plays on Sunday 0-0
Tied at half 0-0	Plays on Monday 0-0
Plays an overtime game 0-0	Plays on Tuesday 1-0
Shoots 50% or better 0-0	Plays on Wednesday 0-0
Shoots less than 50% 2-0	Plays on Thursday 1-0
Opp. shoots 50% or less 1-0	Plays on Friday 0-0
Shoots better than opp. 1-0	Plays on Saturday 0-0
Shoots worse than opp. 1-0	Margin is 5 pts. or less 1-0
Has more FTs made than opp .. 2-0	Margin is 10 pts. or less 0-0
Has equal FTs made 0-0	Margin is between 11-20 0-0
Has less FTs made than opp. ... 0-0	Margin is more than 20 1-0
Outrebounds opp 1-0	Has a 20-pt. scorer 0-0
Is outrebounded 1-0	Has a 30-pt. scorer 0-0
Has equal rebounds 0-0	Scores 59 points or less 0-0
Has more TOs than opp. 0-0	Scores 60+ points 2-0
Has equal or less TOs than opp... 2-0	Scores 70+ points 0-0
Scores less bench pts. 1-0	Scores 80+ points 0-0
Plays a ranked opponent 0-0	Scores 90+ points 0-0
Makes 5+ 3-Pt. shots 1-0	Scores 100+ points 0-0
No Purdue player fouls out 0-0	
1+ Purdue player fouls out 0-0	
Has 20+ assists 0-0	
Wears white uniforms 2-0	
Wears black uniforms 0-0	
Wears gold uniforms 0-0	
Plays in tournaments 0-0	
Plays on television (total) 2-0	

1
Nov. 15, 2007
Bethune-Cookman 40
Purdue 66
Highly touted freshmen impress in debut

Mackey Arena (12,848) West Lafayette, Ind.

Bethune-Cookman	FG	3FG	FT	O-D-R	PF	TP	A	TO	B	S	M
02 Holmes	1-4	0-0	3-4	1-2-3	4	5	0	5	0	0	32
04 Pettus	3-8	0-1	0-2	1-5-6	1	6	1	4	1	1	35
21 Creppy	1-1	0-0	0-0	1-0-1	2	2	0	2	0	0	9
22 Hudson	6-10	2-3	0-1	0-4-4	1	14	0	7	1	0	23
32 Cook	0-3	0-1	0-0	1-3-4	2	0	0	3	0	1	34
01 Woods	2-5	0-1	0-0	0-3-3	0	4	1	4	0	1	26
03 Carrier	1-7	1-4	0-0	0-3-3	0	3	2	2	0	0	18
23 Whatley	0-2	0-0	0-0	0-0-0	3	0	0	2	0	0	14
33 Anderson	3-3	0-0	0-0	3-0-3	1	6	0	0	0	0	9
TM Team	-	-	-	3-2-5	0	-	-	-	-	-	-
Totals	17-43	3-10	3-7	10-22-32	14	40	4	30	2	3	200

Purdue	FG	3FG	FT	O-D-R	PF	TP	A	TO	B	S	M
03 Kramer	5-6	2-2	3-6	0-0-0	1	15	3	0	1	4	26
04 Hummel	1-4	0-1	0-0	1-2-3	4	2	0	0	0	4	26
12 Crump	2-5	1-2	0-0	2-0-2	2	5	3	0	0	0	21
33 Moore	5-11	1-5	3-4	0-4-4	2	14	5	4	1	3	29
25 Johnson	4-11	0-0	4-5	4-3-7	0	12	0	1	0	0	28
14 Martin	4-14	0-6	1-3	2-6-8	2	9	0	1	3	1	27
55 Reid	0-0	0-0	0-0	0-2-2	0	0	2	1	0	0	10
20 Green	4-4	1-1	0-0	1-1-2	1	9	0	3	0	1	16
11 Riddell	0-3	0-3	0-0	0-0-0	1	0	0	1	0	0	17
02 Sutor	0-1	0-1	0-0	0-1-1	1	0	0	1	0	0	3
TM Team	-	-	-	1-0-1	0	-	-	-	-	-	-
Totals	25-59	5-21	11-18	11-19-30	14	66	15	12	5	13	200

	1st	2nd	OT	Total	FG%	3FG%	FT%
Bethune-Cookman	19	21	-	40	39.5	30.0	42.9
Purdue	36	30	-	66	42.4	23.8	61.1

Officials: Ed Hightower, Donnee Gray, John Higgins

Game Notes: Purdue improved to 90-20 in season openers and 74-9 in season openers at home. The win was Purdue's eighth in the last 10 season openers. Matt Painter is 3-0 in season openers at Purdue.

2
Nov. 21, 2007
Lipscomb 62
Purdue 66
The Boilermakers squeak past the Bisons.

Mackey Arena (12,907) West Lafayette, Ind.

Lipscomb	FG	3FG	FT	O-D-R	PF	TP	A	TO	B	S	M
14 Ard	8-12	3-4	0-2	0-3-3	2	19	3	7	0	1	32
35 Brown	2-4	0-0	3-5	3-8-11	1	7	1	1	0	0	31
42 Lusk	5-8	3-3	0-0	0-2-2	2	13	4	4	1	1	36
43 Hopkins	1-2	0-0	0-0	0-6-6	5	2	0	2	0	0	16
20 Daniels	3-9	0-2	5-5	0-1-1	1	11	0	1	0	0	32
00 Slater	2-4	2-2	0-0	0-3-3	4	6	2	5	0	0	20
40 Pfaff	1-3	0-0	2-2	1-0-1	3	2	0	0	0	0	26
34 Hodzic	0-1	0-0	2-2	1-0-1	0	0	0	0	0	0	7
TM Team	-	-	-	1-0-1	-	-	-	-	-	-	-
Totals	22-73	8-11	10-14	5-26-31	20	62	11	23	1	2	200

Purdue	FG	3FG	FT	O-D-R	PF	TP	A	TO	B	S	M
03 Kramer	3-7	0-1	3-6	1-2-3	2	9	4	1	2	4	30
04 Hummel	3-9	1-3	6-6	5-3-8	2	13	3	2	1	2	35
33 Moore	3-12	1-5	0-0	3-4-7	2	7	0	1	0	0	23
25 Johnson	3-11	0-1	2-3	1-1-2	0	8	0	1	0	0	28
05 Grant	2-9	1-5	0-0	1-1-2	3	5	1	1	0	5	33
14 Martin	6-12	1-4	3-4	4-2-6	1	16	0	1	0	3	31
12 Crump	2-6	0-2	4-4	0-0-0	2	8	1	0	0	0	8
20 Green	0-2	0-0	0-0	1-1-2	3	0	0	1	1	0	8
11 Riddell	0-0	0-0	0-0	0-0-0	1	0	1	0	0	0	4
TM Team	-	-	-	3-1-4	-	-	-	-	-	-	-
Totals	22-68	4-21	18-23	19-15-34	16	66	10	8	4	14	200

	1st	2nd	OT	Total	FG%	3FG%	FT%
Lipscomb	40	22	-	62	51.2	72.7	71.4
Purdue	35	31	-	66	32.4	19.0	78.3

Officials: Ted Hillary, Tom Eades, Reggie Greenwood

Game Notes: With the win, Purdue is now 2-0 for the third-straight year under Painter. Purdue has started the year 2-0 six of the last seven years. Purdue has won six-straight games in Mackey Arena.