



## 2009-10 PURDUE BASKETBALL NOTES

**Game 1: Purdue (0-0, 0-0 Big Ten) vs. Cal State Northridge (0-0, 0-0 Big West)**  
November 13, 2009 • 7 p.m. • West Lafayette, Ind. • Mackey Arena (14,123)

### SCHEDULE/RESULTS

<b>N3</b>	<b>CALIFORNIA (PA.) (EX.)~</b>	<b>W, 78-44</b>
<b>N9</b>	<b>KENTUCKY WESLEYAN (EX.)~</b>	<b>W, 74-52</b>
<b>N13</b>	<b>CAL STATE NORTHRIDGE^</b>	<b>7 p.m. ET</b>
<b>N20</b>	vs. South Dakota State#	8:30 p.m. ET
<b>N22</b>	TBD#	8:30 p.m. ET
<b>N23</b>	TBD#	TBA
<b>N28</b>	<b>CENTRAL MICHIGAN!</b>	<b>11:30 a.m. ET</b>
<b>D1</b>	<b>WAKE FOREST*%</b>	<b>7 p.m. ET</b>
<b>D5</b>	<b>BUFFALO!</b>	<b>5 p.m. ET</b>
<b>D9</b>	<b>VALPARAISO!</b>	<b>7 p.m. ET</b>
<b>D12</b>	at Alabama@	9 p.m. ET
<b>D19</b>	Ball State\$!	4 p.m. ET
<b>D22</b>	<b>SIU EDWARDSVILLE+</b>	<b>8 p.m. ET</b>
<b>D29</b>	at Iowa!	7 p.m. ET
<b>J1</b>	<b>WEST VIRGINIA%</b>	<b>2:30 p.m. ET</b>
<b>J5</b>	<b>MINNESOTA% or @</b>	<b>7 p.m. ET</b>
<b>J9</b>	at Wisconsin!	1:30 p.m. ET
<b>J12</b>	<b>OHIO STATE%</b>	<b>7 p.m. ET</b>
<b>J16</b>	at Northwestern!	5:30 p.m. ET
<b>J19</b>	at Illinois%	9 p.m. ET
<b>J23</b>	<b>MICHIGAN%</b>	<b>4 p.m. ET</b>
<b>J28</b>	<b>WISCONSIN% or @</b>	<b>7 p.m. ET</b>
<b>J31</b>	<b>PENN STATE!</b>	<b>3 p.m. ET</b>
<b>F4</b>	at Indiana@	7 p.m. ET
<b>F9</b>	at Michigan State%	9 p.m. ET
<b>F13</b>	<b>IOWA!</b>	<b>4:30 p.m. ET</b>
<b>F17</b>	at Ohio State!	6:30 p.m. ET
<b>F20/21</b>	<b>ILLINOIS</b>	<b>TBA</b>
<b>F24</b>	at Minnesota!	8:30 p.m. ET
<b>F27/28</b>	<b>MICHIGAN STATE</b>	<b>TBA</b>
<b>M2/3/4</b>	<b>INDIANA</b>	<b>TBA</b>
<b>M6/7</b>	at Penn State	TBA
<b>M11</b>	Big Ten Tournament First Round	TBA
<b>M12</b>	Big Ten Tournament Quarterfinals	TBA
<b>M13</b>	Big Ten Tournament Semifinals	TBA
<b>M14</b>	Big Ten Tournament Finals	TBA

# Paradise Jam (St. Thomas, Virgin Islands)

\* ACC/Big Ten Challenge

\$ Wooden Tradition (Indianapolis, Ind.)

% ESPN

@ ESPN 2

+ ESPNU

^ ESPN 360

! Big Ten Network

~ Bigtennetwork.com

### PURDUE MEDIA RELATIONS

**Men's Basketball SID:** Cory Walton

**Office:** (765) 494-3201

**Cell:** (765) 337-2063

**Fax:** (765) 494-5447

**Email:** cdwalton@purdue.edu

### MEDIA INFORMATION

**Tip:** 7:02 p.m. ET

**Television:** ESPN360. Jim Barbar (play-by-play) and Mac McCausland (analyst) call the action, and Eric Lilly produces.

**Radio:** The Purdue Sports Network (Flagship - WSHP, 95.7 FM). Larry "The Cliz" Clisby (play-by-play) and Ralph Taylor (analyst) call the action. Rob Blackman handles the pregame show, and Wes Scott engineers.


**Rankings:** Purdue is ranked seventh in both the Associated Press and ESPN/USA Today polls. Cal State Northridge is not ranked in either poll.

**Live Stats:** GameTracker live stats are provided for each Purdue home game. A link to those stats is available at purduesports.com.

### PURDUE'S PROBABLE STARTING LINEUP

**4 F** **Robbie Hummel**  
6-8 • 208 • Jr. • Valparaiso, Ind.


Pts.	Reb.	Ast.	Min.
-	-	-	-



**Notes:** Averaged a team-best 11.5 points per game in exhibition play ... Named to Wooden Award and Naismith Trophy watch lists ... Big Ten Preseason All-Conference Team pick.

**25 C** **Jajuan Johnson**  
6-10 • 215 • Jr. • Indianapolis, Ind.


Pts.	Reb.	Ast.	Min.
-	-	-	-



**Notes:** Recorded six of Purdue's 13 blocks in exhibition play, swatting three in each game ... First-team All-Big Ten as a sophomore in 2009 ... Led the conference with 78 blocked shots.

**3 G** **Chris Kramer**  
6-3 • 214 • Sr. • Huntington, Ind.


Pts.	Reb.	Ast.	Min.
-	-	-	-



**Notes:** Shot 66.7 percent from the floor and averaged 5.0 rebounds per game in the Boilers' two exhibition outings ... Ranks second on Purdue's career steals list with 214.

**5 G** **Keaton Grant**  
6-4 • 201 • Sr. • Kissimmee, Fla.


Pts.	Reb.	Ast.	Min.
-	-	-	-



**Notes:** Averaged 8.0 ppg in exhibition play ... Five steals in ex. opener would have tied career high ... Looking to become just fourth player in program history to record 200-career treys.

**33 G** **E'Twaun Moore**  
6-4 • 184 • Jr. • East Chicago, Ind.

Pts.	Reb.	Ast.	Min.
-	-	-	-



**Notes:** Game-high four assists against Kentucky Wesleyan ... Looking to become first player since Walter Jordan (1976-78) to lead Purdue in scoring three-straight seasons.

### OFF THE BENCH

No.	Name	Pos.	Cl.	Ht.	Wt.	PPG	RPG	Hometown
1	Stevie Loveless	G	Fr.	6-5	196	-	-	Frankfort, Ind.
2	Andrew Day	G	So.	6-0	179	-	-	West Lafayette, Ind.
5	Keaton Grant	G	Sr.	6-4	201	-	-	Kissimmee, Fla.
12	Kelsey Barlow	G/F	Fr.	6-5	199	-	-	Indianapolis, Ind.
14	Dru Anthrop	G	Fr.	6-0	176	-	-	Lafayette, Ind.
20	Kyle Coleman	G	Fr.	6-4	197	-	-	Tipton, Ind.
21	D.J. Byrd	G	Fr.	6-5	214	-	-	Crawfordsville, Ind.
24	Ryne Smith	G	So.	6-3	178	-	-	Toledo, Ohio
30	Mark Wohlford	G	Sr.	6-0	186	-	-	Columbus, Ind.
32	John Hart	G	So.	6-2	195	-	-	Beech Grove, Ind.
41	Patrick Bade	F	Fr.	6-8	235	-	-	Indianapolis, Ind.
55	Sandi Marcius	F	Fr.	6-9	261	-	-	Nedelisce, Croatia

## ASSOCIATED PRESS POLL

Rank	Team	Record	Pts.
1.	Kansas (55)	0-0	1,612
2.	Michigan State (5)	0-0	1,515
3.	Texas (1)	0-0	1,397
4.	Kentucky (3)	0-0	1,372
5.	Villanova	0-0	1,347
6.	North Carolina (1)	0-0	1,320
7.	<b>Purdue</b>	<b>0-0</b>	<b>1,284</b>
8.	West Virginia	0-0	1,115
9.	Duke	0-0	1,064
10.	Tennessee	0-0	897
11.	Butler	0-0	864
12.	Connecticut	0-0	844
13.	California	0-0	800
14.	Washington	0-0	776
15.	Michigan	0-0	578
16.	Ohio State	0-0	465
17.	Oklahoma	0-0	410
18.	Mississippi State	0-0	393
19.	Louisville	0-0	335
20.	Georgetown	0-0	326
21.	Dayton	0-0	318
22.	Georgia Tech	0-0	301
23.	Illinois	0-0	282
24.	Clemson	0-0	217
25.	Minnesota	0-0	172

## ESPN/USA TODAY COACHES POLL

Rank	Team	Record	Pts.
1.	Kansas (27)	0-0	770
2.	Michigan State (3)	0-0	732
3.	Texas	0-0	676
4.	North Carolina (1)	0-0	653
5.	Kentucky	0-0	635
6.	Villanova	0-0	620
7.	<b>Purdue</b>	<b>0-0</b>	<b>586</b>
8.	Duke	0-0	528
9.	West Virginia	0-0	501
10.	Butler	0-0	408
11.	Tennessee	0-0	406
12.	California	0-0	370
13.	Washington	0-0	364
14.	Connecticut	0-0	361
15.	Michigan	0-0	279
16.	Oklahoma	0-0	244
17.	Ohio State	0-0	241
18.	Minnesota	0-0	151
19.	Mississippi State	0-0	149
20.	Georgia Tech	0-0	136
21.	Georgetown	0-0	134
22.	Dayton	0-0	130
23.	Louisville	0-0	123
24.	Clemson	0-0	114
25.	Syracuse	0-0	111

# TONIGHT'S MATCHUP

## STATISTICAL COMPARISON (2008-09 FINALS)

Purdue	Category	Cal State Northridge
69.1	Points per Game	73.6
59.8	Opponent Points per Game	70.3
.441	Field Goal Percentage	.454
.391	Opponent Field Goal Percentage	.419
.347	Three-Point Field Goal Percentage	.353
.328	Opponent Three-Point Field Goal Percentage	.327
6.6	Three-Point Field Goals per Game	6.9
5.5	Opponent Three-Point Field Goals per Game	6.9
.703	Free Throw Percentage	.696
-0.6	Rebound Margin	+3.4
4.8	Blocks per Game	2.7
7.2	Steals per Game	8.9
14.9	Assists per Game	13.9
11.5	Turnovers per Game	17.7
17.6	Fouls per Game	22.0

## COACHES

Matt Painter (Purdue '94)	Bobby Braswell (Cal State Northridge '85)	
108-55 (.663)	Overall Record	205-181 (.531)
83-50 (.624)	Record at School	205-181 (.531)
38-30 (.559)	Conference Record	117-95 (.552)

## SERIES HISTORY

Friday's season opener will mark the first meeting between Purdue and Cal State Northridge in men's basketball. The Boilermakers have only faced two Big West schools in a total of four games, compiling a 2-1 record against Long Beach State and a 1-0 mark against Pacific.

All-Time Series Record	Never met	Purdue's Largest Victory	Never met
All-Time Record in West Lafayette	Never met	CSUN's Largest Victory	Never met
All-Time Record at Mackey Arena	Never met		
Current Winning Streak	Never met		
Purdue's Longest Winning Streak	Never met		
CSUN's Longest Winning Streak	Never met		

## THE TIP-OFF

The 112th season of Purdue men's basketball will tip off on Friday, as the Boilermakers welcome back-to-back Big West champion Cal State Northridge to Mackey Arena ... Purdue is 91-20 all-time in season openers, and 4-0 under fifth-year head coach Matt Painter ... The Boilers are 76-9 all-time in season openers at home, and 24-4 at Mackey Arena on those occasions ... Purdue's average margin of victory in season openers during the Painter Era is 24.3 points, while the Old Gold and Black has posted a pair of 32-point wins (2006 and 2008) in season debuts under Painter.

## UP NEXT

The Boilermakers will head to the U.S. Virgin Islands, where they will take on South Dakota State on Friday, Nov. 20, in the first round of the Paradise Jam ... Purdue has never faced SDSU, but is a perfect 8-0 all-time against teams from the Summit League ... Depending on its result against South Dakota State, Purdue will square off with either the winner or the loser of the first-round matchup between Boston College and Saint Joseph's on either Nov. 21 or 22 ... This will be the Boilers' first-ever appearance in the Paradise Jam.

## HOUNDING DEFENSE DEFINES BOILERS' EXHIBITION SEASON

Though its games against California of Pennsylvania and Kentucky Wesleyan didn't count in the results or statistics, Purdue's defensive pressure was in full force during a pair of exhibition wins prior to the start of the campaign.

The Boilermakers limited their two exhibition foes to 29.5 percent (31-of-105) shooting from the field, including a mark of just 25.0 percent (9-of-36) from beyond the arc, en route to outscoring their opponents by a margin of 76.0-48.0 in preseason play. In its exhibition opener, Purdue held California of Pennsylvania to just a 2-of-12 (16.7 percent) effort from long distance.

## BIG TEN STANDINGS

Rank	Team	Big Ten	Overall
1.	Ohio State	0-0	1-0
2.	Illinois	0-0	0-0
3.	Indiana	0-0	0-0
4.	Iowa	0-0	0-0
5.	Michigan	0-0	0-0
6.	Michigan State	0-0	0-0
7.	Minnesota	0-0	0-0
8.	Northwestern	0-0	0-0
9.	Penn State	0-0	0-0
10.	Purdue	0-0	0-0
11.	Wisconsin	0-0	0-0

## PRESEASON ALL-BIG TEN

Player	Cl.	Pos.	School
Talor Battle	Jr.	G	Penn State
Manny Harris	Jr.	G	Michigan
Robbie Hummel	Jr.	F	Purdue
Kalin Lucas	Jr.	G	Michigan State
Evan Turner	Jr.	G/F	Ohio State

## BIG TEN PLAYER OF THE WEEK

### MATT PAINTER TELECONFERENCE

Head coach Matt Painter will be available to members of the media via teleconference prior to most of the Boilermakers' games during the 2009-10 season. Please see below for dates. The call will begin at 11:15 a.m. ET. To join, please contact men's basketball SID Cory Walton for call-in number and pass code.

### MATT PAINTER TELECONFERENCE DATES

Nov. 11, 16, 30  
Dec. 3, 7, 10, 14, 30  
Jan. 4, 7, 11, 14, 18, 21, 25, 29  
Feb. 1, 8, 11, 15, 18, 22  
March 1, 4/5, 8

The Boilers forced 52 turnovers in the two games, while only allowing 16 assists for an assist-to-turnover ratio of 0.31. Matt Painter's squad also enjoyed an average turnover margin of +9.0 in exhibition action.

Purdue also piled up 19 steals and 13 blocks in the exhibition campaign, led by Keaton Grant and Jajuan Johnson with five and six, respectively.

### PURDUE FORCES 30 TURNOVERS FOR JUST FIFTH TIME IN PAINTER ERA

The Boilermakers' ballhawking defense induced California of Pennsylvania into 32 turnovers on Nov. 3, marking just the fifth time in head coach Matt Painter's tenure - exhibition or regular season - that Purdue has forced at least 30 turnovers in a game.

The first 30-turnover effort of the Painter era came in the exhibition over North Dakota (32) on Nov. 3, 2006, and the Old Gold and Black followed that up by forcing 33 turnovers against Northern Colorado in the season opener. The Boilers have posted one 30-turnover performance in each of the last two seasons, getting 30 out of Bethune-Cookman on Nov. 15, 2007, and taking the ball from Arkansas-Pine Bluff 35 times on Dec. 6, 2008.

### BOILERS COME OUT OF EXHIBITION PLAY WITH HOT SHOOTING HAND

Two shooting performances of better than 40 percent in as many exhibition games has Purdue heading into the regular season with a collective hot hand from the field, as the Boilermakers will enter Friday night's opener against Cal State Northridge with five players that shot at least 44 percent in exhibition play (min. 10 attempts).

Freshman guard D.J. Byrd and junior forward/center Jajuan Johnson were the ringleaders of Purdue's hot exhibition shooting, hitting shots at a rate of 60.0 percent (6-of-10) and 52.9 percent (9-of-17), respectively. Senior Keaton Grant shot 50.0 percent (5-of-10) in exhibition play, while freshman forward Patrick Bade shot 47.1 percent (8-of-17) and frontcourt mate Robbie Hummel shot 44.4 percent (8-of-18).

### BOILERMAKERS RANKED SEVENTH IN BOTH MAJOR PRESEASON POLLS

Purdue will open the 2009-10 season ranked in the top 10 of both major polls, garnering the No. 7 spot in both the Associated Press and ESPN/USA Today preseason rankings.

The No. 7 ranking marked the Boilermakers first preseason top-10 nod from the AP since the organization listed them ninth prior to the 1997-98 campaign, a span of 11 seasons. The ranking was also Purdue's highest preseason ranking by the AP since it received No. 2 billing prior to the 1987-88 campaign.

The Boilers were included in the AP preseason top 10 for the sixth time in program history, and ranked in the AP preseason poll for the 17th time.

### PURDUE NEARING RECORD FOR CONSECUTIVE WEEKS RANKED IN AP POLL

Including the recently-released preseason rankings, the Boilermakers have been ranked in the Associated Press poll for 26-consecutive weeks, a streak that began on Feb. 4, 2008. The Boilers' current run is just eight shy of the program record of 34 weeks, established twice from 1992-94 and 1997-99.

Purdue has spent five of those 26 weeks in the poll's top 10, and 13 weeks in the top 15 spots of the AP rankings.

### CONSECUTIVE WEEKS RANKED IN THE AP POLL

34 - 1997-99  
34 - 1992-94  
33 - 1986-88  
**26 - 2008-09**  
20 - 1979-80

### BOILERMAKERS PICKED SECOND IN BIG TEN

Returning all five starters from a team that advanced to the NCAA Sweet 16 a year ago, defending Big Ten Tournament champion Purdue has been picked to finish second in the league this season in a vote by a 24-member media panel. The results of the vote were announced at Big Ten Basketball Media Day on Nov. 29.

Reigning Big Ten regular season champion Michigan State was the media's pick to win the league in 2009-10, and Ohio State was the predicted third-place finisher.

## TRACKING THE BOILERMAKERS

Category	09-10	Painter Era
Overall	0-0	83-50
In the Big Ten	0-0	38-30
In non-conference games	0-0	45-20
At Mackey Arena	0-0	56-10
On the road	0-0	13-29
At a neutral site	0-0	15-12
Leads at halftime	0-0	71-13
Trails at halftime	0-0	8-34
Tied at halftime	0-0	4-3
In overtime	0-0	0-5
Shoots .500 or better	0-0	22-3
Shoots less than .500	0-0	61-47
Leads in FG pct.	0-0	68-11
Trails in FG pct.	0-0	14-39
Same FG pct.	0-0	1-0
Leads in three-point FG pct.	0-0	59-14
Trails in three-point FG pct.	0-0	24-36
Same three-point FG pct.	0-0	0-0
Makes 10 or more three-point FG	0-0	10-3
Leads in FT made	0-0	58-7
Trails in FT made	0-0	21-43
Tied in FT made	0-0	4-0
Leads in FT attempts	0-0	55-8
Trails in FT attempts	0-0	22-41
Tied in FT attempts	0-0	6-1
Leads in rebounds	0-0	55-16
Trails in rebounds	0-0	24-34
Tied in rebounds	0-0	4-0
Fewer turnovers than opponent	0-0	57-17
More turnovers than opponent	0-0	25-29
Same amount of turnovers as opponent	0-0	1-4
Leads in bench points	0-0	56-22
Trails in bench points	0-0	24-27
Tied in bench points	0-0	3-1
Has a player score 20 or more points	0-0	39-13
Has a player score 30 or more points	0-0	3-1
No Purdue player fouls out	0-0	71-22
One Purdue player fouls out	0-0	10-18
Two or more Purdue players foul out	0-0	2-10
Plays a ranked opponent	0-0	11-24
Plays in an in-season tournament	0-0	10-9
On television	0-0	70-45
In day games	0-0	37-16
In night games	0-0	46-34
In November	0-0	15-5
In December	0-0	22-10
In January	0-0	17-14
In February	0-0	18-10
In March	0-0	11-11
In April	0-0	0-0
On Sunday	0-0	6-5
On Monday	0-0	4-1
On Tuesday	0-0	13-9
On Wednesday	0-0	12-15
On Thursday	0-0	6-4
On Friday	0-0	6-3
On Saturday	0-0	36-13
Final margin is five points or less	0-0	15-12
Final margin is 6-10 points	0-0	16-14
Final margin is 11-20 points	0-0	37-22
Final margin is 21 points or more	0-0	15-2
Scores 59 points or less	0-0	4-19
Scores 60-69 points	0-0	32-21
Scores 70-79 points	0-0	31-8
Scores 80-89 points	0-0	11-2
Scores 90-99 points	0-0	4-0
Scores 100 points or more	0-0	1-0

## HUMMEL VOTED TO PRESEASON ALL-CONFERENCE TEAM

For the second-consecutive year, Purdue forward Robbie Hummel has been voted to the five-man Big Ten Preseason All-Conference Team by the league's media. Hummel was named Big Ten Preseason Player of the Year in 2008, and ranked fourth in the league in rebounding and 15th in scoring last season with averages of 7.0 and 12.5, respectively.

Hummel was joined on the all-junior Preseason All-Conference Team by Talor Battle of Penn State, Manny Harris of Michigan, Kalin Lucas of Michigan State and Ohio State's Evan Turner.

## HUMMEL, MOORE REPRESENT BOILERS ON WOODEN WATCH LIST

Purdue juniors Robbie Hummel and E'Twaun Moore have been named two of the 50 preseason candidates for the 2010 John R. Wooden Award All-American Team and Player of the Year trophy. Bestowed upon the nation's best player while taking into account academic considerations as well as on-court accomplishments, the Wooden Award is the most prestigious individual honor in college basketball.

Purdue is one of just nine schools in the nation to place more than one player on the preseason watch list.

## HUMMEL NAMED TO NAISMITH TROPHY PRESEASON WATCH LIST

In addition to earning inclusion on the preseason watch list of the Wooden Award, junior forward Robbie Hummel was also one of just 50 players from across the nation to be named to the watch list for the Naismith Trophy. The list featured 33 upperclassmen, including 19 seniors and 14 juniors.

The list will be narrowed to 30 in late February, and four finalists will be chosen in March before the trophy is awarded at the 2010 Final Four in Indianapolis.

## KRAMER ONE OF 30 CANDIDATES FOR LOWE'S SENIOR CLASS AWARD

Purdue senior guard Chris Kramer has been selected as one of just 30 men's candidates from across the nation for the Lowe's Senior CLASS Award.

To be eligible for the award, a player must be classified as an NCAA Division I senior and exemplify excellence in four areas: classroom, character, community and competition. The list of candidates will be narrowed to 10 midway through the season, and the award will be bestowed at the 2010 NCAA Final Four in Indianapolis.

## BOILERS COMING OFF SECOND-BEST TWO-YEAR WIN TOTAL IN PROGRAM HISTORY

Purdue's 52 victories since the beginning of the 2007-08 season mark the second-best two-year total in program history, just behind the mark of 54 posted from 1987-88 and 1994-95. The Boilermakers are one of only 24 teams in the nation to win 50 or more games of the last two seasons.

The Purdue record for three-year win total stands at 80, from 1994-96, heading into this season. The Boilers narrowly missed that mark over the last three campaigns, piling up 74 victories since 2007.

## PURDUE LOOKING TO WIN 100 GAMES IN A FOUR-YEAR STRETCH FOR FIRST TIME IN PROGRAM HISTORY

With 74 victories since the beginning of the 2006-07 campaign, Purdue enters the season 26 wins away from posting the first four-year period in program history with at least 100 wins.

The current record for a four-year time frame is 98 wins, established in from both 1993-96 and 1994-97. The Boilermakers won 96 ballgames from 1985-88, and captured 91 decisions from 1997-00.

## GRANT, KRAMER LOOK TO TAKE THEIR PLACES AMONG PURDUE'S ALL-TIME WINNINGEST PLAYERS

Senior guards Keaton Grant and Chris Kramer have been two of the primary catalysts of Purdue's transformation from a nine-win team to one that has made three-straight NCAA Tournaments and appeared in the Sweet 16. In 2009-10, both players have a chance to etch their names alongside the Boilermakers who have played in the most wins in program history.

## PURDUE'S JUNIOR TRIO EVOKING MEMORIES OF THE BOILERS' FAMED "TRIPLETS"

Known simply as the "Triplets," Troy Lewis, Todd Mitchell and Everette Stephens dazzled Purdue fans for four years during the prosperous 1980s, winning two Big Ten titles and advancing to the NCAA Tournament in each of their four seasons in West Lafayette. With the "Triplets" at the helm, Purdue's class of 1988 finished its career with 96 wins, at the time a program record, while cementing their names in the school record books a countless number of times. There is perhaps no other group of players in program history more revered and respected than the "Triplets."

More than two decades after the "Triplets" played their final game in the Old Gold and Black, a new Boilermaker trio has emerged to lead the program. Current juniors Robbie Hummel, Jajuan Johnson and E'Twaun Moore have propelled Purdue basketball back into the national spotlight, qualifying for the NCAA Tournament in each of their first two seasons on campus, reaching the Sweet 16 in 2009.

An examination of the groups' team accomplishments and statistics reveals an eerie similarity between two trios of players, separated by more than two decades, who became the faces of Purdue basketball for their respective eras.

### ACCOMPLISHMENTS IN FIRST TWO SEASONS AT PURDUE

Class of 1988	Category	Class of 2011
42-16	Overall Record	52-19
.724	Overall Winning Percentage	.732
22-14	Big Ten Record	26-10
.611	Big Ten Winning Percentage	.722
0	Weeks Ranked in the AP Top 10	4
4	Weeks Ranked in the AP Top 25	25
4	Wins over Ranked Teams	8
2	NCAA Tournament Appearances	2
0	Sweet 16 Appearances	1
6	Average Seed in NCAA Tournament	5.5
3.5	Average Finish in Big Ten	2.5
0	First-Team All-Big Ten Selections	2
2	Second-Team All-Big Ten Selections	2
0	Third-Team All-Big Ten Selections	1

### FRESHMAN YEAR STATS (1984-85/2007-08)

Player	G-S	Min/Avg	FG-FGA	Pct	3-Point FG-FGA	Pct	FT-FTA	Pct	Reb	Avg	AST	TO	BLK	STL	PF-D	PTS/AVG
Lewis	29-9	642/22.1	125-425	.510	-	-	53-75	.707	55	1.9	48	23	1	11	29-0	303/10.4
Stephens	25-1	166/6.6	25-63	.397	-	-	7-17	.412	17	0.7	24	23	5	10	22-0	57/2.3
Mitchell	29-5	531/18.3	70-144	.486	-	-	59-87	.678	125	4.3	23	36	6	9	68-3	199/6.9
Moore	34-31	1040/30.6	159-359	.443	66-152	.434	53-74	.716	131	3.9	88	58	15	32	84-1	437/12.9
Hummel	33-31	941/28.5	119-246	.484	42-94	.447	96-111	.865	201	6.1	84	46	22	43	98-3	376/11.4
Johnson	34-17	563/16.6	67-159	.421	0-2	.000	48-74	.649	106	3.1	10	20	34	14	57-0	182/5.4

### SOPHOMORE YEAR STATS (1985-86/2008-09)

Player	G-S	Min/Avg	FG-FGA	Pct	3-Point FG-FGA	Pct	FT-FTA	Pct	Reb	Avg	AST	TO	BLK	STL	PF-D	PTS/AVG
Lewis	32-32	1113/34.8	249-477	.522	-	-	91-111	.820	126	3.9	80	56	7	24	52-0	589/18.4
Stephens	31-0	574/18.5	77-159	.484	-	-	50-68	.735	46	1.5	87	67	34	35	69-3	204/6.6
Mitchell	32-32	1049/32.8	173-307	.564	-	-	169-211	.801	230	7.2	61	76	16	21	118-7	518/15.7
Moore	37-36	1222/33.0	188-445	.422	56-166	.337	80-105	.762	171	4.6	111	97	16	40	91-1	512/13.8
Hummel	32-27	944/29.5	135-308	.438	59-155	.381	71-94	.755	223	7.0	62	32	20	37	78-2	400/12.5
Johnson	37-35	997/26.9	190-352	.540	0-3	.000	117-159	.736	207	5.6	26	49	78	19	65-0	497/13.4

### MOST CAREER WINS AT PURDUE (MUST HAVE PLAYED IN THE VICTORY)

1. Porter Roberts (1993-96)	98
2. Brandon Brantley (1992, 94-96)	96
Chad Austin (1995-98)	96
4. Brad Miller (1995-98)	95
5. Alan Eldridge (1996-99)	92
6. Mike Robinson (1997-00)	91
7. Melvin McCants (1986-89)	90
Cuonzo Martin (1992-95)	90
Matt Waddell (1992-95)	90
Brian Cardinal (1997-00)	90
<b>NR. Keaton Grant</b>	<b>72</b>
<b>NR. Chris Kramer</b>	<b>67</b>

### PURDUE'S ALL-TIME WINNINGEST CLASSES

1. Class of 1996	98
Class of 1997	98
3. Class of 1998	97
4. Class of 1988	96
5. Class of 1999	93

### PAINTER LOOKING TO BECOME SIXTH COACH TO WIN 100 GAMES AT PURDUE

With 83 victories to his credit since taking over as Purdue's head coach prior to the 2005-06 campaign, Matt Painter will look to win his 100th game with the Boilermakers this season, becoming just the sixth person to reach the milestone in West Lafayette.

Legendary head coaches Ward "Piggy" Lambert is the fastest coach to win 100 games at Purdue, needing just 139 games, followed by Gene Keady (148), George King (152), Fred Schaus (155) and Ray Eddy (197). Painter's 83 victories have come in 133 contests on the Purdue bench.

### QUARTET OF BOILERS SHOOTING FOR 1,000-POINT MARK IN 2009-10

Heading into the 2009-10 season, Purdue has four players within striking distance of the 1,000-point mark for their careers. Junior guard E'Twaun Moore leads the pack with 949 points to his credit, while senior guard Keaton Grant (799), junior forward Robbie Hummel (776) and junior forward/center Jajuan Johnson (679)

### BOILERS' CLASS OF 2010 NEARING ELITE COMPANY IN PROGRAM LORE

In tandem with the fact that seniors Keaton Grant and Chris Kramer have the potential to rank among Purdue's all-time leaders in terms of playing in Boilermaker victories, the 2009-10 campaign could also see the Class of 2010 take its place among the winningest classes ever to don the Old Gold and Black.

Purdue's seniors enter the season having won 74 games over the last three years, placing them 19 victories shy of tying the Class of 1999's win total of 93 games for fifth place on the program's chart.

## 2009-10 PURDUE SEASON TIMELINE

**Oct. 16** Opened practice with two-hour session on Keady Court

**Oct. 29** Predicted to finish second in Big Ten by league media

**Nov. 3** Grant scores 14, adds five steals in 78-44 exhibition win over Cal U

**Nov. 9** Hummel's 14 points drive exhibition win over Kentucky Wesleyan

could also reach the milestone this season.

In its 111-year history, Purdue has only had four 1,000-point scorers on the same roster at one time, when Troy Lewis, Todd Mitchell, Melvin McCants and Everette Stephens took the floor for the Boilermakers during the 1987-88 season. Purdue has had three 1,000-point scorers on the same roster five times (including 1987-88), most recently in 1999-00, and the Boilers have boasted at least a pair of 1,000-point scorers on the same team 17 times.

### PURDUE ROSTER BOASTS TWO OF MOST PROLIFIC THREE-POINT SHOOTERS IN PROGRAM HISTORY

Two of the key ingredients of Purdue's three-point success in recent years, senior guard Keaton Grant and junior guard E'Twaun Moore enter the 2009-10 season already ranked among the top long-distance shooters in program history.

Grant, who led the team with 61 trifectas a season ago, heads into his final collegiate campaign ranked sixth on Purdue's career lists for both three-pointers made (144) and attempted (389). He needs seven triples to tie Troy Lewis for fifth on the school's all-time ledger, and a third-consecutive season with at least 60 three-point field goals would make him just the fourth player in program history with 200 or more for his career.

Purdue's freshman record holder for three-point field goals, Moore stands in 11th place on both the makes (122) and attempts (318) charts at the outset of his junior season. He needs just three trifectas to crack the top-10, tying Jimmy Oliver and Maynard Lewis for ninth place (125).

### KRAMER RANKS AMONG NCAA'S ACTIVE LEADERS IN STEALS

Widely regarded as one of the nation's top defenders, senior guard Chris Kramer stands among the NCAA's active leaders in total thefts heading into his final season at Purdue.

#### NCAA ACTIVE STEALS LEADERS HEADING INTO 2009-10 SEASON

1. Devan Downey, South Carolina 257
2. **Chris Kramer, Purdue 214**
3. Chase Adams, Pittsburgh 210<sup>^</sup>
4. Tyrone Lewis, Niagara 197
5. Brigham Waginger, W. Carolina 195

<sup>^</sup> - Completed his first three years of eligibility at Centenary

Heading into the 2009-10 campaign, Kramer has registered at least on steal in 21-straight games, and 64 of his last 68 outings, for the Boilermakers. He's also led Purdue in thefts 54 times in 98-career games, or 55 percent of his appearances in the Old Gold and Black.

### MINUTES PILING UP FOR BOILERMAKER QUARTET

As the 2009-10 season gets under way, four Purdue players are already within reach of etching their names on the program's top-25 chart for career minutes played. All four are chasing James Bullock, who logged 2,818 minutes played from 1982-85, for 25th place on the chart.

Senior guard Chris Kramer is the closest to catching Bullock, entering the season with 2,730 minutes to his credit to leave him 88 minutes shy of cracking the list. Classmate Keaton Grant heads into the campaign having played 2,607 minutes (211 shy of 25th place), while junior guard E'Twaun Moore has played 2,262 (556 shy) and junior forward Robbie Hummel has logged 1,885 (933 shy).

Moore, who is just the third player in school history to play at least 1,000 minutes in each of his first two seasons at Purdue (also Russell Cross and Glenn Robinson), has a chance to establish a new program record for court time by the time his career in West Lafayette is over. His 2,262-career minutes are 1,597 shy of Troy Lewis' school record of 3,859, and Moore has averaged 1,131 minutes per season during his collegiate tenure.

Moore moved into second place on Purdue's single-season minutes list as a sophomore with 1,222 on the year, and has a chance in 2009-10 to become only the fourth player in program history to register three 1,000-minute seasons, joining Russell Cross, Lewis and Keith Edmonson.

### BOILERMAKERS FIND SUCCESS WHEN MOORE HAS AT LEAST FIVE ASSISTS

While junior guard E'Twaun Moore's ability to score the ball is certainly a key to Purdue's success, he has also shown a knack for influencing the game by setting up his teammates for buckets.

## PURDUE CAREER SCORING

1.	Rick Mount (1968-70).....	2,323
2.	Joe Barry Carroll (1977-80).....	2,175
3.	Dave Schellhase (1964-66).....	2,074
4.	Troy Lewis (1985-88).....	2,038
5.	Terry Dischinger (1960-62).....	1,979
6.	Walter Jordan (1975-78).....	1,813
7.	Keith Edmonson (1979-82).....	1,717
8.	Glenn Robinson (1993-94).....	1,706
9.	Todd Mitchell (1985-88).....	1,699
10.	Chad Austin (1995-98).....	1,694
11.	Cuonzo Martin (1992-95).....	1,666
12.	John Garrett (1973-75).....	1,620
13.	Jaraan Cornell (1997-00).....	1,595
14.	Brian Cardinal (1997-00).....	1,584
15.	Melvin McCants (1986-89).....	1,554
16.	Brad Miller (1995-98).....	1,530
17.	Russell Cross (1981-83).....	1,529
18.	Eugene Parker (1975-78).....	1,430
19.	David Teague (2003-07).....	1,378
20.	Willie Deane (2001-03).....	1,328
21.	Mike Robinson (1997-00).....	1,322
22.	Frank Kendrick (1972-74).....	1,269
23.	Drake Morris (1978-81).....	1,250
24.	Bob Ford (1970-72).....	1,244
25.	Mel Garland (1962-64).....	1,243
26.	Bruce Parkinson (1973-77).....	1,224
27.	Carl Landry (2005-07).....	1,175
28.	Matt Waddell (1992-95).....	1,170
29.	Jerry Sichting (1976-79).....	1,161
30.	Stephen Scheffler (1987-90).....	1,155
31.	Herman Gilliam (1967-69).....	1,118
32.	Larry Weatherford (1969-71).....	1,103
33.	Joe Sexson (1954-56).....	1,095
34.	Steve Reid (1983-85).....	1,084
35.	Kenneth Lowe (2000-04).....	1,079
36.	Woody Austin (1989-92).....	1,076
37.	Bob Purkhiser (1963-65).....	1,060
38.	Billy Keller (1967-69).....	1,056
39.	Everette Stephens (1985-88).....	1,044
40.	Tony Jones (1987-90).....	1,041
41.	Wayne Walls (1975-78).....	1,030
42.	Dennis Blind (1952-55).....	1,011
43.	Jimmy Oliver (1989-91).....	959
44.	<b>E'Twaun Moore (2008-present).....</b>	<b>949</b>
45.	James Bullock (1982-85).....	938
46.	Michael Scearce (1979-82).....	927
47.	Paul Hoffman (1944-47).....	913
48.	George Faerber (1969-71).....	890
49.	Carson Cunningham (1999-01).....	886
50.	Rodney Smith (1999-02).....	861
51.	Matt Kiefer (2003-06).....	855
52.	Alan Eldridge (1996-99).....	844
53.	Maynard Lewis (1999-02).....	841
54.	Willie Merriweather (1957-59).....	834
55.	Carl McNulty (1950-52).....	812
56.	Brandon Brantley (1992-96).....	803
57.	<b>Keaton Grant (2007-present).....</b>	<b>799</b>
58.	Brandon McKnight (2002-05).....	783
59.	Ian Stanback (1991-94).....	781
60.	<b>Robbie Hummel (2008-present).....</b>	<b>776</b>
61.	Tom Scheffler (1974-77).....	738
62.	Howard Williams (1946-50).....	735
63.	Bill Greve (1957-59).....	730
64.	Wilson Eison Jr. (1958-60).....	718
65.	Jewell Young (1936-38).....	707
66.	Jerry Lee Berkshire (1960-62).....	704
67.	Porter Roberts (1993-96).....	691
68.	<b>Jajuan Johnson (2008-present).....</b>	<b>679</b>
69.	Lamar Lundy Jr. (1955-57).....	678
70.	John Allison (1999-02).....	676
71.	Brett Buscher (2001-04).....	674
72.	Andrew Butchko (1947-50).....	632
73.	Kip Jones (1986-89).....	632
74.	Greg McQuay (1999-00).....	628
75.	Chukie White (1989-91).....	628

Moore has piled on at least five assists on 12 occasions in two collegiate seasons, and the Boilermakers are 11-1 in those contests. Purdue was a perfect 6-0 when Moore had at least five assists as a freshman, and last season saw the Boilers post a 5-1 record when he hit that mark.

### PURDUE SEEKING TO EXTEND STREAK OF NCAA TOURNAMENT BERTHS

The Boilermakers have qualified for the NCAA Tournament in each of the last three seasons, the third-longest streak in program history and the longest since making eighth-straight Big Dances from 1993-00. Purdue also earned six-consecutive tournament berths from 1983-88.

### BOILERS' STRING OF 20-WIN SEASONS NOT A COMMONPLACE FEAT

Purdue has won at least 20 games in each of the last three seasons, a feat that had only been accomplished four times prior to the team's current stretch. Such a streak also hadn't occurred in West Lafayette since the 1997-98, 1998-99 and 1999-00 seasons.

Another 20-win campaign in 2009-10 would give the current Purdue team the second-longest streak in program history, trailing only the six-consecutive seasons of 20 or more wins put together from 1983-88.

### CONSECUTIVE 20-WIN SEASONS IN PURDUE HISTORY

6 - 1983-87  
 3 - 1979-81  
 3 - 1986-88  
 3 - 1994-96  
**3 - 2007-09**

### BOILERS COUNTING DOWN TO 500 WINS AT MACKEY

Now in its 42nd season as home to the Boilermakers, Mackey Arena has provided Purdue with one of the top home-court advantages in all of college basketball.

The Boilers will open the season with an all-time record of 492-114 (.812) at Mackey, leaving them just eight wins shy of a milestone 500th victory on their home floor. The fastest Purdue could attain that milestone is its Jan. 5 showdown with Minnesota, the team's Big Ten home opener.

### PURDUE RECOGNIZED AMONG COLLEGE BASKETBALL'S ALL-TIME ELITE

The Big Ten's all-time leader in conference championships and a two-time Final Four participant, Purdue's place among college basketball's elite programs was recognized in early October when the Boilermakers were awarded the No. 8 spot on the ESPN/Sagarin All-Time Rankings, compiled as part of the ESPN College Basketball Encyclopedia.

Noted computer rankings analyst Jeff Sagarin also put together lists of the top 40 programs in each decade from the 1940s to the present. Purdue was one of only four programs, along with Indiana, Kansas and Kentucky, to garner a spot on each decade's list.

In addition to their No. 8 overall ranking, the Boilers were rated No. 7 in the 1940s, No. 30 in the 1950s, No. 28 in the 1960s, No. 10 in both the 1970s and 1980s, No. 11 in the 1990s and No. 40 in the 2000s.

### BOILERMAKERS ADD ANOTHER CHAPTER TO HISTORY OF INTERNATIONAL SUCCESS

Purdue head coach Matt Painter and junior forward Robbie Hummel added another chapter to Purdue's legacy of success with USA Basketball during the summer of 2009, winning gold and bronze, respectively, in international competition.

Painter served as an assistant coach for United States' U19 World Championship team in Auckland, New Zealand, helping Team USA win its first U19 gold medal since 1991. Hummel, meanwhile, averaged 7.3 points and 5.6 rebounds per contest to help spur the U.S. to a bronze medal at the World University Games in Belgrade, Serbia.

Including the Boilers' success in 2009, six different members of the Purdue basketball program have now won international medals:

### PURDUE'S ALL-TIME INTERNATIONAL MEDAL WINNERS

1979 Gene Keady, U.S. Olympic Festival (gold)  
 1989 Gene Keady, World University Games (gold)  
 Tony Jones, World University Games (gold)  
 Stephen Scheffler, World University Games (gold)  
 1998 Brian Cardinal, Goodwill Games (gold)  
 2009 Matt Painter, FIBA U19 World Championships (gold)  
 Robbie Hummel, World University Games (bronze)

## ALL-TIME WINNINGEST PROGRAMS

	Program	W	L	Pct.
1.	Kentucky	1,988	635	.758
2.	North Carolina	1,984	703	.738
3.	Kansas	1,960	793	.712
4.	Duke	1,876	815	.697
5.	Syracuse	1,753	806	.685
6.	Temple	1,711	960	.641
7.	St. John's	1,686	868	.660
8.	UCLA	1,672	726	.697
9.	Pennsylvania	1,657	949	.636
10.	Notre Dame	1,651	908	.645
11.	Indiana	1,641	1,009	.619
12.	Utah	1,637	858	.665
13.	Illinois	1,609	853	.654
14.	Western Kentucky	1,602	780	.673
15.	Oregon State	1,594	1,180	.575
16.	Washington	1,590	1,047	.603
17.	Louisville	1,587	831	.656
18.	Texas	1,586	945	.627
19.	<b>Purdue</b>	<b>1,583</b>	<b>917</b>	<b>.633</b>
20.	BYU	1,578	994	.614
21.	Arizona	1,568	858	.646
22.	Cincinnati	1,553	915	.629
23.	Princeton	1,552	986	.612
24.	West Virginia	1,550	972	.615
25.	Bradley	1,537	1,006	.604

## TEAM LEADERS IN CONSENSUS FIRST-TEAM ALL-AMERICANS

	Program	No.	Players
1.	Kansas	26	19
2.	<b>Purdue</b>	<b>25</b>	<b>16</b>
	North Carolina	25	16
4.	Pennsylvania	24	14
5.	Kentucky	22	17
6.	Notre Dame	22	13
7.	Wisconsin	20	17
8.	UCLA	20	14
9.	Duke	18	14
	Columbia	18	12

## BOILERMAKERS IN THE NBA

With the 2009-10 season under way, Purdue is represented by three players on NBA rosters.

Brad Miller (1995-98) is in his second stint with Chicago after joining the Bulls in a midseason trade last year and leading the team to a playoff berth, while Brian Cardinal (1997-00) is in his second season with the Minnesota Timberwolves and Carl Landry (2005-07) is in his third year with the Houston Rockets.

## BOILERMAKERS IN THE NBA (AS OF NOV. 9)

Player	GP	PPG	FG Pct.	RPG	APG
Miller	6	9.2	.463	4.3	2.3
Cardinal	7	1.9	.308	1.1	1.3
Landry	6	14.3	.524	6.2	0.7

## PAINT CREW BACK FOR ANOTHER SEASON

Quickly developing a reputation as one of the preeminent student sections in all of college basketball, the Paint Crew returns for its fifth season in 2009-10.

Featuring a general admission section of 1,779 students, the Paint Crew wears black t-shirts and can be found at the southeast corner of Keady Court. All Purdue students are eligible to join the Paint Crew for a membership fee of \$15, which includes the official t-shirt, preseason and postseason parties with the team, road trips, watch parties and more.

The Paint Crew has also been granted permission to camp out prior to four Purdue home games this season - Michigan (Jan. 23), Illinois (Feb. 20/21), Michigan State (Feb. 27/28) and Indiana (March 2/3/4).

## THE MATT PAINTER RADIO SHOW

Beginning on Nov. 30, fans can tune into the Matt Painter Radio Show to hear the coach break down recent games and discuss the Boilermakers. Larry Clisby hosts the hour-long program at 6 p.m. ET on the Purdue Sports Network.

Featuring call-in and live audience questions, the Matt Painter Radio Show originates from Puccini's on the Levee in West Lafayette.

## MATT PAINTER RADIO SHOW DATES

Nov. 30  
Dec. 7, 14  
Jan. 4, 11, 18\*, 25  
Feb. 1, 8\*, 15, 22  
March 1, 8, 15  
\* - show broadcast from the road

## PAINTER RENEWS ROLE IN FIGHT AGAINST CANCER

Head coach Matt Painter will once again serve as co-host, alongside former Purdue assistant and current Illinois head coach Bruce Weber, of the Coaches Versus Cancer Covington Classic on Wednesday, Nov. 4.

The fourth-annual event, being held in conjunction with the American Cancer Society, will take place from 6-9 p.m. ET at the Beef House in Covington, Ind. Former Purdue assistant Steve Lavin and former Illinois forward Stephen Bardo - both currently serving as college basketball television personalities - will be the evening's featured guests.

## SEASON-TICKET SALES A SUCCESS FOR BOILERMAKERS

After winning its first-ever Big Ten Tournament title and advancing to the Sweet 16 last season, Purdue has sold more season tickets for the 2009-10 season than it did a year ago.

To date, 13,837 season passes have been purchased to see the Boilermakers in Mackey Arena this season, an increase of nearly 400 from the 2008-09 campaign. Public and staff season tickets sales have eclipsed the 8,000-ticket mark, also an improvement of nearly 350 over last year's total.

Season tickets in the upper arena are still available at a rate of \$358 for the general public and \$287 for staff.

## PURDUE ICON BACK FOR 27TH YEAR BEHIND MICROPHONE

Boilermaker legend Larry Clisby returns for his 27th season as the voice of Boilermaker basketball in 2009-10. Heading into the campaign, Cliz has worked a total of 934 Purdue contests, including 850 as the play-by-play man, and been behind the mike for 527-straight Boilermaker games.

The Old Gold and Black has won 548 games during Cliz's tenure as play-by-play voice for a sparkling .644 winning percentage.

Fans can log on to [purduesports.com](http://purduesports.com) to read the Cliz Blog, an inside look at the Boilers through the eyes of one of the program's institutions.

## PAINTER AND STAFF SIGN ONE OF NATION'S TOP CLASSES

Head coach Matt Painter and the Purdue men's basketball staff put the official seal on one of the nation's top recruiting classes on Nov. 11, as a highly-praised quartet signed National Letters of Intent to begin competing for the Boilermakers in the 2010-11 season.

Travis Carroll, Donnie Hale, Anthony Johnson and Terone Johnson comprise a class that is regarded as the No. 16 haul in the nation by Rivals.com and 20th by ESPN.com,

"I think it's a great class for our needs," Painter said. "We were able to add two big guys who are totally different from each other. One is a true post, and the other is guy who can play inside or out. Those two guys will complement each other well. We also signed two very talented guards. Addressing the need to replace Keaton Grant and Chris Kramer in our backcourt was a must, and we feel like we did that by getting two all-around guards who can play at both ends of the court."

In addition to signing a highly sought-after talent from Chicago in Anthony Johnson, the Purdue staff also once again asserted its formidable in-state recruiting prowess, as Carroll, Hale and Terone Johnson are each Indiana products and were teammates on the Indiana Junior All-Stars in 2009.

"I've always said that it's important for us to recruit our backyard, and recruit kids hard in the state of Indiana and neighboring states," Painter said. "We feel that we have enough players in this area to help us compete in the Big Ten, and we're going to continue to target them with our recruiting efforts."

### PURDUE'S 2009 SIGNING CLASS

Name	Pos.	Ht.	Wt.	Hometown (High School)
Travis Carroll	F	6-9	219	Danville, Ind. (Danville Community)
Donnie Hale	F	6-8	210	New Albany, Ind. (New Albany)
Anthony Johnson	G	6-2	180	Chicago, Ill. (Whitney Young)
Terone Johnson	G	6-2	190	Indianapolis, Ind. (North Central)

### TRAVIS CARROLL

**FORWARD ... 6-9/219 ... DANVILLE, IND. (DANVILLE COMMUNITY HS)**

- » Graded a 92 and ranked as the No. 29 power forward in his class by ESPN
- » Given a three-star rating and ranked the No. 18 player at his position by Scout.com
- » Given a three-star rating by Rivals.com
- » Ranked as the No. 82 overall recruit in his class by MaxPreps
- » Earned third-team Associated Press all-state honors in 2009 and garnered honorable mention accolades in 2008
- » Named an IBCA Junior All-Star in 2009
- » Named to the IBCA All-State Underclassmen Team in 2009
- » Named to the Indianapolis Star Super Team in 2009
- » Led Danville to a sectional championship as a sophomore
- » Also considered Butler, Indiana and Iowa
- » Coached by Bryan Barber at Danville Community High School, and Cory Downs on the Spiece Downs AAU team

**PAINTER ON CARROLL:** "Travis Carroll is a very good fundamental basketball player," Painter said. "He's a throwback guy, a true post. He's a good passer out of the post, he's got good post moves and he's always rebounded the basketball. We're excited about his upside. He'll be a consistent player who can score the basketball inside, and he's a guy that can make perimeter shots. He embraces the physical nature of the game, and he plays very hard."

### DONNIE HALE

**FORWARD ... 6-8/210 ... NEW ALBANY, IND. (NEW ALBANY HS)**

- » Graded a 91 and ranked as the No. 37 power forward in his class by ESPN
- » Given a three-star rating and ranked as the No. 33 power forward by Scout.com
- » Given a three-star rating by Rivals.com
- » Earned third-team all-state recognition by the Associated Press in 2009
- » Named an IBCA Junior All-Star in 2009
- » Named to the IBCA All-State Underclassmen Team in 2009
- » Tabbed first-team all-area by the Louisville Courier-Journal as a junior
- » Collected New Albany Tribune Player of Year honors in 2009
- » Propelled New Albany to sectional and regional titles as a sophomore, and a sectional championship as a freshman

» Also considered Xavier

» Coached by Jim Shannon at New Albany High School and Cory Downs on the Spiece Downs AAU team

**PAINTER ON HALE:** "Donnie Hale is probably a face-up forward in college," Painter said. "He can play inside or outside, he can shoot the ball from three-point range, he can drive the ball. He's had to post up a lot for his high school team, so we're getting a very versatile player. His strengths lie in running the court and causing matchup problems, as well as being a shot blocker on the defensive end. As he continues to develop physically, his game will continue to grow."

### ANTHONY JOHNSON

**GUARD ... 6-2/180 ... CHICAGO, ILL. (WHITNEY YOUNG HS)**

- » Graded an 89 and ranked as the No. 57 shooting guard in his class by ESPN
- » An ESPN Super 60 member following his sophomore year
- » Given a four-star rating, ranked as the No. 100 overall recruit and ranked as the No. 25 shooting guard in his class by Rivals.com
- » Given a three-star rating and ranked as the No. 30 shooting guard in his class by Scout.com
- » Ranked as the No. 2 recruit in the state of Illinois in the Class of 2010
- » An Illinois large school all-state selection in both 2008 and 2009
- » Led Whitney Young to a 24-9 record and an Illinois big school state championship as a junior
- » Also considered Ohio State, Marquette and Illinois
- » Coached by Tyrone Slaughter at Whitney Young High School

**PAINTER ON ANTHONY JOHNSON:** "The first thing you talk about with Anthony is his ability to score," Painter said. "He puts the ball in the basket. There are a lot of things that go on during the course of a game, but there will always be a place for a guy like Anthony Johnson, who can make plays and make shots. The thing about him that jumped out at me the most is his ability to rebound. Any time you get a guard who can score the basketball and also rebound the position, that's definitely going to help you."

### TERONE JOHNSON

**GUARD ... 6-2/190 ... INDIANAPOLIS, IND. (NORTH CENTRAL HS)**

- » Graded a 92 and ranked as the No. 32 shooting guard in his class by ESPN
- » Given a four-star rating, ranked as the No. 46 overall recruit and ranked as the No. 12 point guard in his class by Rivals.com
- » Given a four-star rating, ranked as the No. 61 overall recruit and ranked as the No. 13 player at his position by Scout.com
- » Ranked as the No. 44 overall recruit in his class by MaxPreps
- » Ranked as the No. 94 overall recruit in his class by USA Today
- » Named the 2009 Indianapolis Star Super Team Player of the Year, All-County Player of the Year and All-City Player of the Year
- » Earned second-team Associated Press all-state honors in 2009
- » Named an IBCA Junior All-Star in 2009
- » Selected to the 2009 IBCA All-State Underclassmen Team
- » Wrote a weekly blog for the Indianapolis Star during the summer of 2009
- » Worked with children from ages 6-15 as a volunteer at the Eric Gordon Basketball Camp in the summer of 2009
- » Also considered Butler and Cincinnati
- » Coached by Doug Mitchell at North Central High School and Matt Green on the Eric Gordon All-Stars AAU team

**PAINTER ON TERONE JOHNSON:** "Terone Johnson has developed into a good all-around guard," Painter said. "His teams have just simply won games, be it in open gym, AAU or high school. He's consistently won, and that's the thing that's impressed me the most - his ability to compete, night in and night out. He's a very good scorer who can break defenders down with his dribble or shoot the three, and he's got a big, physical body that will help him guard a number of different positions. He's going to be able to make plays for us."

## PURDUE MISC. STATS

### TIMES LED PURDUE IN SCORING (incl. ties)

Player	09-10	Career
E'Twaun Moore	-	26
Robbie Hummel	-	19
Jajuan Johnson	-	12
Keaton Grant	-	9
Chris Kramer	-	3

### TIMES LED PURDUE IN REBOUNDS (incl. ties)

Player	09-10	Career
Robbie Hummel	-	28
Jajuan Johnson	-	14
E'Twaun Moore	-	12
Keaton Grant	-	6
Chris Kramer	-	3
Lewis Jackson	-	1

### TIMES LED PURDUE IN ASSISTS (incl. ties)

Player	09-10	Career
Chris Kramer	-	33
E'Twaun Moore	-	22
Lewis Jackson	-	16
Robbie Hummel	-	14
Keaton Grant	-	11
Jajuan Johnson	-	1

### TIMES LED PURDUE IN STEALS (incl. ties)

Player	09-10	Career
Chris Kramer	-	54
Robbie Hummel	-	20
Keaton Grant	-	17
E'Twaun Moore	-	15
Jajuan Johnson	-	10
Lewis Jackson	-	4

### TIMES LED PURDUE IN BLOCKS (incl. ties)

Player	09-10	Career
Jajuan Johnson	-	40
Robbie Hummel	-	14
E'Twaun Moore	-	14
Chris Kramer	-	12
Keaton Grant	-	11

### DOUBLE-FIGURE SCORING GAMES

Player	09-10	Career
E'Twaun Moore	-	54
Robbie Hummel	-	40
Jajuan Johnson	-	34
Keaton Grant	-	33
Chris Kramer	-	17
Lewis Jackson	-	7

### DOUBLE-FIGURE REBOUNDING GAMES

Player	09-10	Career
Robbie Hummel	-	12
Jajuan Johnson	-	5
E'Twaun Moore	-	3
Keaton Grant	-	1

### DOUBLE-DOUBLES

Player	09-10	Career
Robbie Hummel	-	8
Jajuan Johnson	-	5
E'Twaun Moore	-	2
Keaton Grant	-	1

### 20-POINT GAMES

Player	09-10	Career
E'Twaun Moore	-	7
Robbie Hummel	-	6

## THE LAST TIME ...

### PURDUE PLAYERS:

40 or more points.....	44, Glenn Robinson vs. Kansas (3/24/94)
30 or more points.....	30, Jajuan Johnson vs. Ohio State (2/3/09)
Two 20+ scorers.....	Nemanja Calasan (20) and E'Twaun Moore (22) vs. Oklahoma (1/1/28/08)
20 or more rebounds.....	21, William Franklin vs. Ohio State (1/9/72)
15-19 rebounds.....	15, Jajuan Johnson vs. Illinois (12/30/08)
Two 10+ rebounders.....	Robbie Hummel (11) and Jajuan Johnson (15) vs. Illinois (12/30/08)
10 or more assists.....	12, Austin Parkinson vs. Penn State (2/4/04)
Five or more steals.....	5, Chris Kramer vs. Indiana (2/21/09)
Five or more blocked shots.....	5, Jajuan Johnson vs. Indiana (2/21/09)
Double-double.....	10/12, Keaton Grant vs. Washington (3/21/09)

### PURDUE TEAM:

100 or more points.....	102 vs. Southeast Missouri State (12/30/06)
30-point win.....	90-42 vs. Arkansas-Pine Bluff (12/6/08)
65 percent shooting.....	.650 at Ohio State (2/7/98)
60 percent shooting.....	.610 at Michigan State (1/8/08)
50 percent shooting.....	.556 vs. Penn State (3/13/09)
Beat a ranked opponent.....	76-74 vs. No. 15/14 Washington (3/21/09)
Lost to a ranked opponent.....	72-60 vs. No. 5/6 Connecticut (3/26/09)
Won overtime game.....	76-70 vs. Michigan State (1/25/04)
Lost overtime game.....	80-72 at Ohio State (2/3/09)
Won double overtime game.....	90-87 vs. Wisconsin (2/18/93)
Lost double overtime game.....	75-73 vs. Indiana (1/15/05)
Won triple overtime game.....	67-58 vs. Miami (Ohio) (12/3/83)
Lost triple overtime game.....	93-92 vs. Ohio State (3/5/81)
Won home season opener.....	82-50 vs. Detroit Mercy (1/1/4/08)
Lost home season opener.....	67-66 vs. Central Michigan (1/21/00)
Won road/neutral season opener.....	61-50 vs. Texas State (1/12/03)
Lost road/neutral season opener.....	79-61 vs. Georgia Tech (1/20/06)
Ranked in AP top 10.....	9th, Dec. 29, 2008
Ranked in AP top 15.....	12th, Feb. 2, 2009

### OPPOSING PLAYERS:

40 or more points.....	40, Kirk Manns, Michigan State (1/25/89)
30 or more points.....	32, Jeff Horner, Iowa (2/1/06)
Two 20+ scorers.....	Jon Brockman (20), Quincy Pondexter (20) and Isaiah Thomas (24), Washington (3/21/09)
20 or more rebounds.....	21, Blake Griffin, Oklahoma (1/1/28/08)
15-19 rebounds.....	15, Hasheem Thabeet, Connecticut (3/26/09)
Two 10+ rebounders.....	Stanley Robinson (11) and Hasheem Thabeet (15), Connecticut (3/26/09)
10 or more assists.....	13, Drew Gibson, Wofford (12/19/07)
Five or more steals.....	5, Matt Lawrence, Missouri (12/9/06)
Five or more blocked shots.....	5, Kurt Looby, Iowa (1/16/08)
Double-double.....	20/18, Jon Brockman and 20/10, Quincy Pondexter, Washington (3/21/09)

### OPPOSING TEAM:

100 or more points.....	101, Kentucky (12/3/96)
30-point win.....	97-57, Florida State (1/1/29/05)
65 percent shooting.....	.674, Loyola (Ill.) (12/28/91)
60 percent shooting.....	.630, Michigan (2/26/09)
50 percent shooting.....	.500, Indiana (2/21/09)

## PURDUE RECORD BY STARTING LINEUP

## PURDUE MISC. STATS CONT.

Jajuan Johnson	-	6
Keaton Grant	-	2

### 30-POINT GAMES

Player	09-10	Career
Jajuan Johnson	-	1

### OPENING TIPS

Player	Taken	Won
-	-	-

### PURDUE'S FIRST SUB

Player	2009-10
-	-

### DUNKS

Player	2009-10
-	-
<b>Total</b>	-
<b>Opponents</b>	-

### CHARGES TAKEN

Player	2009-10
-	-
<b>Total</b>	-
<b>Opponents</b>	-

### THREE-POINT PLAYS

Player	Attempted	Successful
-	-	-
<b>Total</b>	-	-
<b>Opponents</b>	-	-

### FOUR-POINT PLAYS

Player	Attempted	Successful
-	-	-
<b>Total</b>	-	-
<b>Opponents</b>	-	-

## CAREER RECORDS WATCH

### POINTS SCORED

42. Dennis Blind (1952-55)	1,011
<b>44. E'Twaun Moore</b>	<b>949</b>
<b>57. Keaton Grant</b>	<b>799</b>
<b>60. Robbie Hummel</b>	<b>776</b>
<b>68. Jajuan Johnson</b>	<b>679</b>

### REBOUNDS

30. Drake Morris (1978-81)	516
<b>NR. Robbie Hummel</b>	<b>424</b>

### FIELD GOAL ATTEMPTS

10. Jaraan Cornell (1997-00)	1,227
<b>NR. E'Twaun Moore</b>	<b>804</b>

### THREE-POINT FIELD GOALS

4. Cuonzo Martin (1992-95)	179
5. Troy Lewis (1985-88)	151
<b>6. Keaton Grant</b>	<b>144</b>
7. Willie Deane (2001-03)	137
8. Brian Cardinal (1997-00)	130
9. Jimmy Oliver (1989-91)	125
Maynard Lewis (1999-02)	125
<b>11. E'Twaun Moore</b>	<b>122</b>
12. Woody Austin (1989-92)	119
13. Glenn Robinson (1993-94)	111
Chris Lutz (2005-06)	111
15. Matt Waddell (1992-95)	109
<b>NR. Robbie Hummel</b>	<b>101</b>

### THREE-POINT FIELD GOAL ATTEMPTS

4. Carson Cunningham (1999-01)	406
5. Cuonzo Martin (1992-95)	397
<b>6. Keaton Grant</b>	<b>389</b>
7. Willie Deane (2001-03)	386
8. Brian Cardinal (1997-00)	356
9. Maynard Lewis (1999-02)	344
10. Troy Lewis (1985-88)	338
<b>11. E'Twaun Moore</b>	<b>318</b>
12. Allen Eldridge (1996-99)	312
13. Jimmy Oliver (1989-91)	308
14. Glenn Robinson (1993-94)	288
15. Chris Lutz (2005-06)	275
<b>NR. Robbie Hummel</b>	<b>249</b>

### ASSISTS

21. Larry Weatherford (1969-71)	268
22. Billy Keller (1967-69)	259
<b>23. Chris Kramer</b>	<b>258</b>
24. Brad Miller (1995-98)	257
25. Cuonzo Martin (1992-95)	254
<b>NR. Lewis Jackson</b>	<b>118</b>

### BLOCKED SHOTS

4. Brad Miller (1995-98)	163
5. Brandon Brantley (1992-96)	114
<b>6. Jajuan Johnson</b>	<b>112</b>
15. Roy Hairston (1995-96)	52
Carl Landry (2005-07)	52
<b>NR. Robbie Hummel</b>	<b>42</b>

### GAMES PLAYED

14. Melvin McCants (1986-89)	125
Jaraan Cornell (1997-00)	125
Maynard Lewis (1999-02)	125
<b>NR. Keaton Grant</b>	<b>103</b>
<b>NR. Chris Kramer</b>	<b>98</b>

### DOUBLE-DOUBLES

15. Bill Greve (1957-59)	16
Russell Cross (1981-83)	16
<b>NR. Robbie Hummel</b>	<b>8</b>
<b>NR. Jajuan Johnson</b>	<b>5</b>

### MINUTES PLAYED

25. James Bullock (1982-85)	2,818
<b>NR. Chris Kramer</b>	<b>2,730</b>
<b>NR. Keaton Grant</b>	<b>2,607</b>
<b>NR. E'Twaun Moore</b>	<b>2,262</b>

**BOILERMAKERS IN THE NCAA**

Category	Rank (Avg.)
Field goal percentage defense.....	14th (.391)
Assist-to-turnover ratio .....	16th (1.3)
Scoring defense.....	17th (59.8)
Turnovers per game.....	17th (11.5)
Turnover margin.....	24th (3.4)
Scoring margin .....	26th (+9.3)
Blocks per game.....	33rd (4.8)
Winning percentage.....	35th (.730)
Assists per game.....	62nd (14.9)
Three-point field goal pct defense .....	85th (.328)
Personal fouls per game.....	104th (17.6)
Steals per game.....	111th (7.2)
Free throw percentage .....	121st (.703)
Three-point field goals per game.....	132nd (6.6)
Three-point field goal percentage .....	136th (.347)
Field goal percentage.....	144th (.441)
Scoring offense .....	146th (69.1)
Rebound margin .....	207th (-0.6)

**Field goal percentage**

Jajuan Johnson..... 50th (.540)

**Blocks per game**

Jajuan Johnson.....32nd (2.1)

**Steals per game**

Chris Kramer..... 33rd (2.1)

**BOILERMAKERS IN THE BIG TEN**

Category	Rank (Avg.)
Scoring margin .....	1st (+9.3)
Field goal percentage defense.....	1st (.391)
Scoring offense .....	2nd (69.1)
Turnover margin.....	2nd (+3.35)
Defensive rebounds.....	2nd (24.54)
Rebounding offense .....	3rd (34.4)
Blocked shots.....	3rd (4.76)
Steals .....	3rd (7.16)
Scoring defense.....	4th (59.8)
Assist-to-turnover ratio .....	4th (1.30)
Assists.....	5th (14.92)
Offensive rebounds.....	5th (9.81)
Three-point field goals made.....	5th (6.59)
Free throw percentage .....	6th (.703)
Three-point field goal percentage defense.....	6th (.328)
Field goal percentage.....	7th (.441)
Three-point field goal percentage .....	8th (.347)
Rebounding margin .....	8th (-0.6)
Rebounding defense .....	11th (35.0)

**Scoring**

E'Twaun Moore.....9th (13.8)

Jajuan Johnson..... 10th (13.4)

Robbie Hummel ..... 15th (12.5)

**Rebounds per game**

Robbie Hummel .....4th (7.0)

Jajuan Johnson..... 11th (5.6)

E'Twaun Moore.....19th (4.6)

**Field goal percentage**

Jajuan Johnson.....2nd (.540)

**Assists**

Lewis Jackson ..... 12th (3.28)

E'Twaun Moore..... 14th (3.00)

**Free throw percentage**

E'Twaun Moore..... 13th (.762)

Robbie Hummel ..... 14th (.755)

Jajuan Johnson..... 15th (.736)

**Steals**

Chris Kramer ..... 1st (2.14)

**Three-point field goal percentage**

Robbie Hummel ..... 10th (.381)

**Three-point field goals made**

Robbie Hummel .....8th (1.84)

Keaton Grant ..... 10th (1.65)

**Blocked shots**

Jajuan Johnson..... 1st (2.11)

Robbie Hummel ..... 15th (0.63)

**Assist-to-turnover ratio**

Lewis Jackson .....8th (1.59)

E'Twaun Moore..... 11th (1.14)

**Offensive rebounds**

Jajuan Johnson.....4th (2.14)

**Defensive rebounds**

Robbie Hummel .....4th (5.31)

E'Twaun Moore..... 12th (3.57)

**Minutes played**

E'Twaun Moore..... 10th (33.03)

# THE MACKEY ARENA PROJECT



Purdue University's Mackey Arena is currently undergoing a construction project designed to complement it not only as a basketball venue, but also benefit each of the university's nearly 500 student-athletes.

The scope of the Mackey Arena Complex project is the most comprehensive and significant facility undertaking in the university's athletics history, said Morgan J. Burke, director of intercollegiate athletics. It will bring a 40-year-old campus landmark into the 21st century, while preserving its rich history and tradition.

A three-level structure is planned to the north of Mackey, and is currently being referred to as the Student-Athlete Development Center. Its highlights include:

- A sports medicine facility approximately three-and-a-half to four times larger than the current area in Mackey
- A strength and weight training facility approximately four times larger than the existing Intercollegiate Athletic Facility weight room
- An oversized basketball practice facility with a full-size court and three breakout shooting area

The Mackey Arena Complex will significantly enhance the overall fan experience at Purdue home games. The concourse width will be approximately doubled, while both concessions and restrooms will increase. In addition, the lower seating sections on the east side will be modified to allow for premium seating, with club seats and logo seats provided. A limited number of premium courtside seats will also be available in the west pit area. Accessible seating will increase approximately six times, and two club spaces will be created - one for general fans on the west side and a premium club to the east.

Other upgrades will include new locker rooms and lounges, meeting rooms, offices, laundry facilities and equipment storage. The entire upper level of the IAF will be transformed into an academic center spanning approximately 10,000 square feet.

"Mackey Arena is one of the top places in the country for basketball," Purdue head coach Matt Painter said. "One of the best aspects of this renovation is that the integrity of the arena will remain the same. This plan is integrating state-of-the-art facilities and still preserving the tradition of the past."

Since it opened in 1967, Mackey Arena, named for late Purdue athletics director Guy "Red" Mackey, has earned a reputation as one of the premiere basketball arenas in the nation. The men's program tops all Big Ten schools with 21 conference championships, while the women's program has won seven regular-season titles and six postseason tournament crowns, all since 1991.



## THE PAINTER FILE

**Date of Birth** ..... Aug. 27, 1970  
**Hometown** ..... Muncie, Ind.  
**Education** ... Purdue '94 (B.A.); Eastern Illinois '98 (M.S.)  
**Wife** ..... Jerri  
**Children** ..... Maggie, Brayden and Emma

**Hired at Purdue** ..... April 9, 2004  
**Overall Record** ..... 108-55 (.663), five seasons  
**Record at Purdue** ..... 83-50 (.624), four seasons  
**Big Ten Record** ..... 38-30 (.559)

### Playing Experience

Purdue – 1990-93 (honorable mention All-Big Ten, 1993)

### Coaching Experience

Washington & Jefferson, assistant coach – 1993-94  
 Barton College, assistant coach – 1994-95  
 Eastern Illinois, assistant coach – 1995-98  
 Southern Illinois, assistant coach – 1998-03  
 Southern Illinois, head coach – 2003-04  
 Purdue, associate head coach – 2004-05  
 Purdue, head coach – April 1, 2005-Present

### Coaching Honors

Missouri Valley Conference Coach of the Year – 2004  
 District V Coach of the Year (NABC) – 2004  
 Big Ten Coach of the Year – 2008  
 District 10 Coach of the Year (NABC) – 2008  
 Naismith Coach of the Year finalist – 2008  
 Jim Phelan Coach of the Year finalist – 2008  
 Skip Prosser Man of the Year finalist – 2008  
 Henry Iba Award nominee - 2008

## PAINTER'S CAREER RECORD

Year	W	L	Pct.	Postseason
<b>Assistant Coach, Washington &amp; Jefferson</b>				
1993-94	22	3	.880	NCAA Elite Eight
<b>Assistant Coach, Barton College</b>				
1994-95	13	13	.500	-
<b>Assistant Coach, Eastern Illinois</b>				
1995-96	13	15	.464	-
1996-97	12	15	.444	-
1997-98	16	11	.593	-
<b>Assistant Coach, Southern Illinois</b>				
1998-99	15	12	.556	-
1999-00	20	13	.606	NIT 2nd Rd.
2000-01	16	14	.533	-
2001-02	28	8	.778	NCAA Sweet 16
2002-03	24	7	.774	NCAA 1st Rd.
<b>Associate Head Coach, Purdue</b>				
2004-05	7	21	.250	-
<b>Assistant Coach Totals</b>				
<b>Totals</b>	<b>186</b>	<b>132</b>	<b>.585</b>	<b>Four apps.</b>
<b>Head Coach, Southern Illinois</b>				
2003-04	25	5	.833	NCAA 1st Rd.
<b>Totals</b>	<b>25</b>	<b>5</b>	<b>.833</b>	<b>One app.</b>
<b>Head Coach, Purdue</b>				
2005-06	9	19	.321	-
2006-07	22	12	.647	NCAA 2nd Rd.
2007-08	24	8	.750	NCAA 2nd Rd.
2008-09	27	10	.730	NCAA Sweet 16
<b>Totals</b>	<b>83</b>	<b>50</b>	<b>.624</b>	<b>Three apps.</b>
<b>Head Coach Totals</b>				
<b>Totals</b>	<b>108</b>	<b>55</b>	<b>.663</b>	<b>Four apps.</b>

### Assistant Coach Totals

**Totals 186 132 .585 Four apps.**

### Head Coach, Southern Illinois

2003-04 25 5 .833 NCAA 1st Rd.  
**Totals 25 5 .833 One app.**

### Head Coach, Purdue

2005-06 9 19 .321 -  
 2006-07 22 12 .647 NCAA 2nd Rd.  
 2007-08 24 8 .750 NCAA 2nd Rd.  
 2008-09 27 10 .730 NCAA Sweet 16  
**Totals 83 50 .624 Three apps.**

### Head Coach Totals

**Totals 108 55 .663 Four apps.**



With a Sweet 16 appearance, three-consecutive NCAA Tournament berths, a Big Ten championship and an international gold medal on his résumé, Matt Painter heads into his fifth season at Purdue as one of the brightest and most-respected coaches in the college game.

In four short years, Painter has taken a program that won only nine games in his initial campaign and returned it to the ranks of the nation's elite, reaching the Sweet 16 for the first time in almost a decade in 2009. The Boilermakers have won 52 games over the course of the last two seasons, the second-best two year total in the school's storied history, while claiming Purdue's first-ever Big Ten Tournament championship in 2009.

Painter has proven himself as a master of personnel development during his time at the helm of the Purdue program, mentoring a squad that known just two seasons ago as the "Baby Boilermakers" into one of the nation's most formidable teams.

The 2008-09 season was a testament to that development, as Painter guided the Boilers to a 27-10 record and their first-ever Big Ten Tournament title. The team smashed the previous program record with 176 blocked shots on the year, while Purdue's 27 victories were its most since 1997-98 and tied for the fourth-best total in school history.

The Boilers were at their best in the postseason, rattling off double-digit victories over both Penn State and Illinois to reach the Big Ten Tournament final, where they dispatched Ohio State, 65-61, to cut down the nets.



# MATT PAINTER

## HEAD COACH

## FIFTH SEASON (PURDUE '94)

The Big Ten Tournament, however, was just the first act of Purdue's postseason script in 2009, as the Boilers earned the fifth seed in the West Region and headed out to Portland, Ore., for the NCAA Tournament. After defeating Northern Iowa in its first-round game, Purdue earned a 76-74 triumph over Washington in front of a highly-partisan crowd at the Rose Garden to earn its first Sweet 16 berth since 2000.

Purdue was also a constant presence in the national polls during the 2008-09 campaign, rising as high as ninth to mark the Boilermakers' first appearance in the AP top-10 since 1999.

Both Painter and his players were widely recognized for their accomplishments in 2008-09. Sophomore Jajuan Johnson became the third-straight Boiler to earn first-team All-Big Ten acclaim, while classmates E'Twaun Moore and Robbie Hummel took home second and third-team honors, respectively. Junior Chris Kramer captured honorable mention all-league honors in addition to his third-straight nod to the Big Ten All-Defensive Team, and freshman Lewis Jackson earned a place on the league's All-Freshman squad.

Johnson and Hummel were also named to the USBWA All-District V team, making Purdue the only school with multiple honorees, while the former also earned inclusion on the NABC District 7 first team.

As the architect of one of the finest seasons in program history, Painter was named a finalist for the Henry Iba Award, given annually by the USBWA to its coach of the year, for the second-consecutive season.

Despite counting four true freshman, two sophomores and a junior college transfer among his top seven scorers in 2007-08, Painter led Purdue to a 25-9 record, a second-place finish in the Big Ten and a second-consecutive trip to the NCAA Tournament. With a 15-3 record in the Big Ten, the Boilermakers finished just one game out of first place and swept

league champion Wisconsin to hand the Badgers their only two Big Ten losses of the year.

Purdue ranked as high as 14th in the polls in 2007-08, wrapping up the campaign at No. 20 in both the Associated Press and ESPN/USA Today rankings. The Boilers also showed a knack for knocking off some of the nation's top teams that season, posting three victories over squads ranked in the top-11 of the polls.

For his efforts, Painter was named Big Ten and NABC District 10 Coach of the Year, becoming just the second Purdue floor leader to earn the first acclaim. He was also a finalist for the Naismith Coach of the Year Award, the Jim Phelan Award and the Skip Prosser Man of the Year Award, and secured a nomination for the Iba Award.

Several of Painter's players were also honored following the 2007-08 campaign, as Hummel and Moore were named first and second-team All-Big Ten, respectively, and Kramer took home league Defensive Player of the Year accolades.

In his second season at the helm, Painter led Purdue back to the NCAA Tournament, where it defeated Arizona in the first round before dropping a seven-point decision to eventual national champion and top overall seed Florida.

Purdue won nine conference games in 2006-07, setting a school record for improvement after capturing just three Big Ten victories the year before. The Boilermakers' 13-game turnaround was also a program record, and ranked as the fourth-best in the nation that season.

Boilermaker seniors Carl Landry and David Teague also excelled on the individual level in 2006-07, collecting first and second-team All-Big Ten honors, respectively.

In the fall of 2006, Painter signed the Big Ten's top-ranked recruiting class, a haul that was widely regarded as one of the nation's five best by various recruiting publications.

Painter's transition into the head coaching job was a planned one, as he was tabbed in April of 2004 to succeed legendary Purdue coach Gene Keady and lead the Boilermakers into the future. Following a one-year stint as the Boilers' associate head coach, Painter officially became Purdue's 18th head coach on April 1, 2005.

Painter has also resurrected Mackey Arena as one of the country's best home-court advantages, piling up a 55-9 (.859) record at home in his first four seasons as the Boilermakers' head coach. The Boilers went 16-1 at Mackey Arena in both 2006-07 and 2007-08, setting a new program record for home wins in a season, while the 2007-08 campaign also included Purdue's first 9-0 home conference record since the 1987-88 season.

In July of 2009, Painter extended his reach past the collegiate game and into the international arena, serving as an assistant coach with the United States squad that captured the gold medal at the FIBA U19 World Championship in Auckland, New Zealand. Despite medaling in seven of the last nine U19 Worlds, Team USA hadn't won gold since 1991.

Painter spent the 2003-04 season as head coach at Southern Illinois, where he led the Salukis to a 25-5 record and a spot in the NCAA Tournament. SIU

was ranked as high as 15th in the AP poll during the campaign, and Painter was rewarded for the team's success with Missouri Valley Conference Coach of the Year honors.

Prior to taking over as head coach at Southern Illinois, Painter served as the Salukis' top assistant for five years under longtime Purdue assistant Bruce Weber, helping quickly reverse the fortunes of a program that suffered three-straight losing seasons before the duo arrived in Carbondale.

Painter helped put the Southern Illinois program on the map during the 2001-02 season, mentoring a team that set a school record with 28 wins and earned a spot in the Sweet 16. The Salukis made a return trip to the Big Dance with Painter on the bench in 2003, and were featured in a nationally-televised documentary on MTV.

After graduating from Purdue in 1994, Painter made three coaching stops before heading to Southern Illinois. He coached one year each at Washington & Jefferson College (1993-94) and Barton College (1994-95) before breaking into the Division I ranks, spending three years at Eastern Illinois (1995-98).

Painter helped guide Washington & Jeff to the Division III Elite Eight and an overall record of 22-3 in his lone year on the bench. He was also heavily involved in recruiting Eastern Illinois stars Kyle Hill and Henry Domercant, who later led EIU to the 2001 NCAA Tournament.

The Muncie, Ind., native played guard at Purdue from 1990-93, leading the Boilers to three NCAA Tournament bids and an NIT appearance. Painter also piled up 276 assists during his playing days in West Lafayette, a figure that still ranks 17th on the program's career chart. He served as a team captain during the 1992-93 season, which saw him collect honorable mention All-Big Ten accolades after dishing out 127 assists in 28 games, an average of better than 4.5 per contest.

In addition to his bachelor's degree from Purdue, Painter also earned a Master's degree from Eastern Illinois in 1998. He and his wife, Jerri, have three children: Maggie, Brayden and Emma.



## PAINTER VS. ALL OPPONENTS

Opponent	SIU	Purdue	Last	Overall
Alabama	0-1	0-0	2004	0-1
Ark.-Pine Bluff	0-0	1-0	2008	1-0
Ball State	0-0	2-0	2008	2-0
Baylor	0-0	1-0	2008	1-0
Beth.-Cookman	0-0	1-0	2008	1-0
Boston College	0-0	1-0	2008	1-0
Bradley	2-0	0-0	2004	2-0
Butler	0-0	0-1	2007	0-1
Charlotte	0-1	0-0	2004	0-1
Chicago State	0-0	1-0	2006	1-0
Clemson	0-0	0-1	2008	0-1
Connecticut	0-0	0-1	2009	0-1
Coppin State	0-0	1-0	2008	1-0
Creighton	2-0	0-0	2004	2-0
Davidson	0-0	1-0	2008	1-0
Delaware State	0-0	1-0	2007	1-0
DePaul	0-0	1-0	2007	1-0
Detroit Mercy	0-0	1-0	2008	1-0
Drake	2-0	0-0	2004	2-0
Duke	0-0	0-1	2008	0-1
Eastern Mich.	0-0	1-0	2008	1-0
Evansville	3-0	0-1	2006	3-1
Fla. International	0-0	1-0	2008	1-0
Florida State	0-0	0-1	2006	0-1
Georgia Tech	0-0	0-1	2007	0-1
Hawai'i	1-0	0-0	2004	1-0
Illinois	0-0	4-4	2009	4-4
Illinois State	2-0	1-0	2008	3-0
Indiana	0-0	2-4	2009	2-4
Indiana State	2-0	1-1	2008	3-1
IPFW	0-0	2-0	2008	2-0
Iowa	0-0	5-2	2009	5-2
Iowa State	0-0	0-1	2008	0-1
Jacksonville State	1-0	0-0	2004	1-0
Lipscomb	0-0	1-0	2008	1-0
Louisville	0-0	1-0	2008	1-0
Loyola-Chicago	0-0	3-1	2008	3-1
Memphis	0-0	0-1	2006	0-1
Michigan	0-0	5-3	2009	5-3
Michigan State	0-0	3-4	2009	3-4
Minnesota	0-0	4-2	2009	4-2
Missouri	0-0	1-1	2008	1-1
Missouri State	2-1	1-0	2008	3-1
Montana	1-0	0-0	2004	1-0
Murray State	0-1	0-0	2004	0-1
New Orleans	0-0	1-0	2006	1-0
Northern Colo.	0-0	1-0	2007	1-0
Northern Iowa	1-1	1-0	2009	2-1
Northwestern	0-0	5-3	2009	5-3
Oklahoma	0-0	1-1	2008	1-1
Ohio State	0-0	3-7	2009	3-7
Penn State	0-0	6-3	2009	6-3
SE Missouri State	1-0	1-0	2007	2-0
South Alabama	0-0	1-0	2006	1-0
TAMU-CC	0-0	1-0	2007	1-0
Tenn.-Martin	0-0	1-0	2006	1-0
Texas Southern	0-0	1-0	2008	1-0
Valparaiso	0-0	1-0	2008	1-0
Virginia	0-0	1-0	2007	1-0
Wagner	0-0	1-0	2007	1-0
Washington	0-0	1-0	2009	1-0
W. Carolina	0-0	1-0	2007	1-0
Wichita State	2-0	0-0	2004	2-0
Wisconsin	0-0	5-1	2009	5-1
Wisc.-Milwaukee	1-0	0-0	2004	1-0
Wofford	0-0	1-1	2008	1-1
Wright State	1-0	0-0	2004	1-0
Wyoming	1-0	0-0	2004	1-0
Xavier	0-0	0-2	2008	0-2



# #5 KEATON GRANT

SENIOR ... GUARD ... 6-4/201

KISSIMMEE, FLA. (BRIDGTON PREP SCHOOL)

## As a Senior (2009-10)

Chipped in with two points, two rebounds and two assists in the exhibition win over Kentucky Wesleyan ... Led all players with 14 points and five steals, while sharing game-high honors with three assists, in the win over California of Pennsylvania in the exhibition opener ... After the first healthy offseason of his career, will look to return to form that made him one of the league's top three-point threats and earned him honorable mention All-Big Ten honors in 2008.

## GRANT'S CAREER HIGHS

Points..... 22, 2x, last vs. Illinois (3/14/08)  
 Total Rebounds..... 12 vs. Washington (3/21/09)  
 Offensive Rebs..... 3 vs. Texas Southern (12/17/07)  
 Defensive Rebs..... 11 vs. Washington (3/21/09)  
 Field Goals..... 7 vs. Wofford (12/19/07)  
 Field Goal Att..... 15 at Michigan State (1/8/08)  
 3-Point Field Goals..... 5, 2x, last vs. Penn State (3/13/09)  
 3-Point Field Goal Att..... 12 at Ohio State (2/3/09)  
 Free Throws..... 8, 2x, last vs. Xavier (3/22/08)  
 Free Throw Att..... 10 vs. Xavier (3/22/08)  
 Assists..... 7 vs. Western Carolina (11/17/06)  
 Blocks..... 3, 2x, last vs. Northwestern (3/4/09)  
 Steals..... 5 vs. Lipscomb (11/20/07)  
 Minutes..... 43 at Ohio State (2/3/09)

## GRANT'S SEASON HIGHS

Points.....  
 Total Rebounds.....  
 Offensive Rebs.....  
 Defensive Rebs.....  
 Field Goals.....  
 Field Goal Att.....  
 3-Point Field Goals.....  
 3-Point Field Goal Att.....  
 Free Throws.....  
 Free Throw Att.....  
 Assists.....  
 Blocks.....  
 Steals.....  
 Minutes.....

## 2009-10 GAME-BY-GAME

Opponent	Min.	FG-A	Pct.	3FG-A	Pct.	FT-A	Pct.	RB	PF	A	TO	B	S	PTS
Cal State Northridge														
vs. South Dakota St.														
TBD														
TBD														
Central Michigan														
Wake Forest														
Buffalo														
Valparaiso														
at Alabama														
vs. Ball State														
SIU Edwardsville														
at Iowa														
West Virginia														
Minnesota														
at Wisconsin														
Ohio State														
at Northwestern														
at Illinois														
Michigan														
Wisconsin														
Penn State														
at Indiana														
at Michigan State														
Iowa														
at Ohio State														
Illinois														
at Minnesota														
Michigan State														
Indiana														
at Penn State														

\* - Game started

## OVERALL CAREER STATS

Year	G-S	Min/Avg	FG-FGA	Pct	3-Point FG-FGA	Pct	FT-FTA	Pct	Rebs			AVG	AST	TO	BLK	STL	PF-D	PTS/AVG
									O	D	Tot							
2006-07	34-21	690/20.3	51-139	.367	17-64	.266	31-51	.608	18	57	75	2.2	63	63	1	31	93-5	150/4.4
2007-08	32-29	911/28.5	109-254	.429	66-150	.440	74-87	.851	27	74	101	3.2	51	52	16	36	79-2	358/11.2
2008-09	37-20	1006/27.2	91-253	.360	61-175	.349	48-73	.658	16	93	109	2.9	69	51	16	23	90-2	291/7.9
2009-10	-	-	-	-	-	-	-	-	-	-	-	-	-	-	-	-	-	-
<b>TOTAL</b>	<b>103-70</b>	<b>2607/25.3</b>	<b>251-646</b>	<b>.389</b>	<b>144-389</b>	<b>.370</b>	<b>153-211</b>	<b>.725</b>	<b>61</b>	<b>224</b>	<b>285</b>	<b>2.8</b>	<b>183</b>	<b>166</b>	<b>33</b>	<b>90</b>	<b>262-9</b>	<b>799/7.9</b>

## BIG TEN CAREER STATS

Year	G-S	Min/Avg	FG-FGA	Pct	3-Point FG-FGA	Pct	FT-FTA	Pct	Rebs			AVG	AST	TO	BLK	STL	PF-D	PTS/AVG
									O	D	Tot							
2006-07	16-16	303/18.9	22-62	.355	6-27	.222	15-22	.682	8	16	24	1.5	21	34	0	13	39-1	65/4.1
2007-08	18-17	543/30.2	59-144	.410	39-86	.453	47-51	.922	16	43	59	3.3	35	32	7	12	40-1	204/11.3
2008-09	18-11	506/28.1	45-117	.385	28-79	.354	29-47	.617	6	34	40	2.2	33	27	10	11	46-1	147/8.2
2009-10	-	-	-	-	-	-	-	-	-	-	-	-	-	-	-	-	-	-
<b>TOTAL</b>	<b>52-44</b>	<b>1352/26.0</b>	<b>126-323</b>	<b>.390</b>	<b>73-192</b>	<b>.380</b>	<b>91-120</b>	<b>.758</b>	<b>30</b>	<b>93</b>	<b>123</b>	<b>2.4</b>	<b>89</b>	<b>93</b>	<b>17</b>	<b>36</b>	<b>125-3</b>	<b>416/8.0</b>



# #3 CHRIS KRAMER

SENIOR ... GUARD ... 6-3/214

HUNTINGTON, IND. (HUNTINGTON NORTH)

## As a Senior (2009-10)

Notched five points, five rebounds and two steals in the exhibition win over Kentucky Wesleyan ... Hit 3-of-5 shots from the floor for six points and shared team-high honors with five rebounds in the exhibition win over California of Pennsylvania ... Named one of the nation's top 10 defenders by ESPN's Fran Fraschilla, placed in the "Stopper" category ... Heralded as the Big Ten's best defender by Athlon.

## KRAMER'S CAREER HIGHS

Points..... 19, 2x, last at Michigan State (1/8/08)  
 Total Rebounds..... 7, 3x, last at Indiana (2/19/08)  
 Offensive Rebs..... 3, 3x, last vs. Northwestern (3/4/09)  
 Defensive Rebs..... 7 at Indiana (2/19/08)  
 Field Goals..... 7, 3x, last at Michigan State (1/8/08)  
 Field Goal Att..... 14 vs. Michigan (1/20/07)  
 3-Point Field Goals ..... 3 vs. Iowa (2/21/07)  
 3-Point Field Goal Att..... 6 vs. Iowa State (12/22/07)  
 Free Throws ..... 7, 2x, last vs. Missouri State (12/23/07)  
 Free Throw Att..... 10 vs. Missouri State (12/23/07)  
 Assists ..... 8 at Northwestern (2/16/08)  
 Blocks..... 3, 2x, last vs. Ohio State (3/15/09)  
 Steals..... 6, 3x, last vs. Northwestern (3/1/08)  
 Minutes..... 42 at Ohio State (2/3/09)

## KRAMER'S SEASON HIGHS

Points.....  
 Total Rebounds.....  
 Offensive Rebs.....  
 Defensive Rebs.....  
 Field Goals.....  
 Field Goal Att.....  
 3-Point Field Goals .....  
 3-Point Field Goal Att.....  
 Free Throws .....  
 Free Throw Att.....  
 Assists .....  
 Blocks.....  
 Steals.....  
 Minutes.....

## 2009-10 GAME-BY-GAME

Opponent	Min.	FG-A	Pct.	3FG-A	Pct.	FTA	Pct.	RB	PF	A	TO	B	S	PTS
Cal State Northridge														
vs. South Dakota St.														
TBD														
TBD														
Central Michigan														
Wake Forest														
Buffalo														
Valparaiso														
at Alabama														
vs. Ball State														
SIU Edwardsville														
at Iowa														
West Virginia														
Minnesota														
at Wisconsin														
Ohio State														
at Northwestern														
at Illinois														
Michigan														
Wisconsin														
Penn State														
at Indiana														
at Michigan State														
Iowa														
at Ohio State														
Illinois														
at Minnesota														
Michigan State														
Indiana														
at Penn State														

\* - Game started

## CAREER STATS

Year	G-S	Min/Avg	FG-FGA	Pct	3-Point FG-FGA	Pct	FT-FTA	Pct	Rebs		Tot	AVG	AST	TO	BLK	STL	PF-D	PTS/AVG
									O	D								
2006-07	30-24	828/27.6	77-179	.430	13-37	.351	49-69	.710	21	65	86	2.9	75	53	4	64	53-0	216/7.2
2007-08	33-28	950/28.8	83-183	.454	10-46	.217	47-76	.618	13	91	104	3.2	95	53	18	75	84-3	223/6.8
2008-09	35-28	952/27.2	60-134	.448	10-31	.323	53-69	.768	15	87	102	2.9	88	46	14	75	79-1	183/5.2
2009-10	-	-	-	-	-	-	-	-	-	-	-	-	-	-	-	-	-	-
<b>TOTAL</b>	<b>98-80</b>	<b>2262/27.9</b>	<b>220-496</b>	<b>.444</b>	<b>33-114</b>	<b>.289</b>	<b>149-214</b>	<b>.696</b>	<b>49</b>	<b>243</b>	<b>292</b>	<b>3.0</b>	<b>258</b>	<b>152</b>	<b>36</b>	<b>214</b>	<b>216-4</b>	<b>622/6.3</b>

## BIG TEN CAREER STATS

Year	G-S	Min/Avg	FG-FGA	Pct	3-Point FG-FGA	Pct	FT-FTA	Pct	Rebs		Tot	AVG	AST	TO	BLK	STL	PF-D	PTS/AVG
									O	D								
2006-07	16-16	469/29.3	33-86	.384	7-22	.318	30-42	.714	11	36	47	2.9	37	25	3	31	33-0	103/6.4
2007-08	18-18	559/31.1	44-103	.427	4-25	.160	21-33	.636	4	51	55	3.1	56	34	9	46	48-2	113/6.3
2008-09	17-11	470/27.6	34-68	.500	8-20	.400	21-27	.778	8	39	47	2.8	33	24	5	35	40-1	97/5.7
2009-10	-	-	-	-	-	-	-	-	-	-	-	-	-	-	-	-	-	-
<b>TOTAL</b>	<b>51-45</b>	<b>1498/29.4</b>	<b>111-257</b>	<b>.432</b>	<b>19-67</b>	<b>.284</b>	<b>72-102</b>	<b>.706</b>	<b>23</b>	<b>126</b>	<b>149</b>	<b>2.9</b>	<b>126</b>	<b>83</b>	<b>17</b>	<b>112</b>	<b>121-3</b>	<b>313/6.2</b>



# #30 MARK WOHLFORD

SENIOR ... GUARD ... 6-0/186

COLUMBUS, IND. (COLUMBUS EAST)

## As a Senior (2009-10)

Scored two points and hauled in two boards in the exhibition win over Kentucky Wesleyan ... Had a rebound and a pair of assists in the exhibition win over California of Pennsylvania ... One of the team's hardest workers, the former walkon is a vocal leader for the Boilermakers.

## WOHLFORD'S CAREER HIGHS

Points..... 2, 2x, last vs. Arkansas-Pine Bluff (12/6/08)  
 Total Rebounds..... 2 vs. Eastern Michigan (11/17/08)  
 Offensive Rebs..... 1, 2x, last vs. Arkansas-Pine Bluff (12/6/08)  
 Defensive Rebs..... 1, 5x, last vs. Michigan State (2/17/09)  
 Field Goals..... 1 vs. Loyola-Chicago (11/18/08)  
 Field Goal Att..... 2 vs. Arkansas-Pine Bluff (12/6/08)  
 3-Point Field Goals.....  
 3-Point Field Goal Att... 1, 2x, last vs. Ark.-Pine Bluff (12/6/08)  
 Free Throws..... 2 vs. Arkansas-Pine Bluff (12/6/08)  
 Free Throw Att..... 2 vs. Arkansas-Pine Bluff (12/6/08)  
 Assists..... 1, 3x, last vs. Ohio State (2/28/09)  
 Blocks.....  
 Steals.....  
 Minutes..... 10 vs. Arkansas-Pine Bluff (12/6/08)

## WOHLFORD'S SEASON HIGHS

Points.....  
 Total Rebounds.....  
 Offensive Rebs.....  
 Defensive Rebs.....  
 Field Goals.....  
 Field Goal Att.....  
 3-Point Field Goals.....  
 3-Point Field Goal Att.....  
 Free Throws.....  
 Free Throw Att.....  
 Assists.....  
 Blocks.....  
 Steals.....  
 Minutes.....

## 2009-10 GAME-BY-GAME

Opponent	Min.	FG-A	Pct.	3FG-A	Pct.	FTA	Pct.	RB	PF	A	TO	B	S	PTS
Cal State Northridge														
vs. South Dakota St.														
TBD														
TBD														
Central Michigan														
Wake Forest														
Buffalo														
Valparaiso														
at Alabama														
vs. Ball State														
SIU Edwardsville														
at Iowa														
West Virginia														
Minnesota														
at Wisconsin														
Ohio State														
at Northwestern														
at Illinois														
Michigan														
Wisconsin														
Penn State														
at Indiana														
at Michigan State														
Iowa														
at Ohio State														
Illinois														
at Minnesota														
Michigan State														
Indiana														
at Penn State														

\* - Game started

## CAREER STATS

Year	G-S	Min/Avg	FG-FGA	Pct	3-Point FG-FGA	Pct	FT-FTA	Pct	Rebs			AVG	AST	TO	BLK	STL	PF-D	PTS/AVG
									O	D	Tot							
2007-08	4-0	4/1.0	0-0	.000	0-0	.000	0-0	.000	0	1	1	0.3	0	0	0	0	0-0	0/0.0
2008-09	14-0	36/2.6	1-8	.125	0-2	.000	2-2	1.000	2	4	6	0.4	3	1	0	0	1-0	4/0.3
2009-10	-	-	-	-	-	-	-	-	-	-	-	-	-	-	-	-	-	-
<b>TOTAL</b>	<b>18-0</b>	<b>40/2.2</b>	<b>1-8</b>	<b>.125</b>	<b>0-2</b>	<b>.000</b>	<b>2-2</b>	<b>1.000</b>	<b>2</b>	<b>5</b>	<b>7</b>	<b>0.4</b>	<b>3</b>	<b>1</b>	<b>0</b>	<b>0</b>	<b>1-0</b>	<b>4/0.2</b>

## BIG TEN CAREER STATS

Year	G-S	Min/Avg	FG-FGA	Pct	3-Point FG-FGA	Pct	FT-FTA	Pct	Rebs			AVG	AST	TO	BLK	STL	PF-D	PTS/AVG
									O	D	Tot							
2007-08	4-0	4/1.0	0-0	.000	0-0	.000	0-0	.000	0	1	1	0.3	0	0	0	0	0-0	0/0.0
2008-09	6-0	8/1.3	0-1	.000	0-0	.000	0-0	.000	0	2	2	0.3	1	0	0	0	0-0	0/0.0
2009-10	-	-	-	-	-	-	-	-	-	-	-	-	-	-	-	-	-	-
<b>TOTAL</b>	<b>10-0</b>	<b>12/1.2</b>	<b>0-1</b>	<b>.000</b>	<b>0-0</b>	<b>.000</b>	<b>0-0</b>	<b>.000</b>	<b>0</b>	<b>3</b>	<b>3</b>	<b>0.3</b>	<b>1</b>	<b>0</b>	<b>0</b>	<b>0</b>	<b>0-0</b>	<b>0/0.0</b>



# #4 ROBBIE HUMMEL

JUNIOR ... FORWARD ... 6-8/208  
VALPARAISO, IND. (VALPARAISO)

### As a Junior (2009-10)

Netted a team-high 14 points, led all players with eight rebounds and added three assists and two steals in the exhibition win over Kentucky Wesleyan ... Scored nine points and shared game-high honors with three assists in the exhibition win over California of Pennsylvania ... Earned Big Ten Preseason All-Conference Team honors for the second-straight year ... Named to the Wooden Award and Naismith Trophy watch lists ... Earned third-team Preseason All-American recognition from Blue Ribbon, as well as fourth-team honors from FoxSports.com and honorable mention plaudits from Athlon ... Named to Preseason All-Big Ten teams by FoxSports.com, Athlon, Yahoo!/Rivals and Lindy's ... One of Fran Fraschilla's top 12 most versatile players on ESPN.com ... Tabbed the No. 2 small forward in college basketball and one of the nation's top 10 triple-double threats by Yahoo!/Rivals ... Named the No. 4 small forward in college basketball by The Sporting News ... Recognized as the No. 5 "Inside Out" player in college basketball and the No. 18 forward in the game by Athlon ... Tabbed the No. 15 big man in college basketball by CBSSports.com ... Slotted as the No. 15 forward in college basketball by Lindy's ... Featured on the cover of Athlon's preview magazine, as well as a regional cover of USA Today's annual preview.

### HUMMEL'S CAREER HIGHS

Points.....25 vs. Indiana State (12/13/08)  
Total Rebounds..... 14 vs. Davidson (12/20/08)  
Offensive Rebs.....6 at Ohio State (3/4/08)  
Defensive Rebs..... 12 vs. Davidson (12/20/08)  
Field Goals..... 9 vs. Michigan State (2/12/08)  
Field Goal Att..... 17 vs. Connecticut (3/26/09)  
3-Point Field Goals ..... 4, 4x, last vs. Illinois (3/14/09)  
3-Point Field Goal Att..... 10 vs. Connecticut (3/26/09)  
Free Throws ..... 8, 2x, last vs. Indiana State (12/13/08)  
Free Throw Att..... 10 vs. Louisville (12/15/07)  
Assists .....7 vs. Ball State (12/5/07)  
Blocks..... 3, 2x, last vs. Indiana (2/21/09)  
Steals..... 4, 3x, last at Indiana (2/19/08)  
Minutes.....39, 2x, last at Michigan (2/26/09)

### HUMMEL'S SEASON HIGHS

Points.....  
Total Rebounds.....  
Offensive Rebs.....  
Defensive Rebs.....  
Field Goals.....  
Field Goal Att.....  
3-Point Field Goals .....  
3-Point Field Goal Att.....  
Free Throws .....  
Free Throw Att.....  
Assists .....  
Blocks.....  
Steals.....  
Minutes.....

### 2009-10 GAME-BY-GAME

Opponent	Min.	FG-A	Pct.	3FG-A	Pct.	FTA	Pct.	RB	PF	A	TO	B	S	PTS
Cal State Northridge														
vs. South Dakota St.														
TBD														
TBD														
Central Michigan														
Wake Forest														
Buffalo														
Valparaiso														
at Alabama														
vs. Ball State														
SIU Edwardsville														
at Iowa														
West Virginia														
Minnesota														
at Wisconsin														
Ohio State														
at Northwestern														
at Illinois														
Michigan														
Wisconsin														
Penn State														
at Indiana														
at Michigan State														
Iowa														
at Ohio State														
Illinois														
at Minnesota														
Michigan State														
Indiana														
at Penn State														

\* - Game started

### CAREER STATS

Year	G-S	Min/Avg	FG-FGA	Pct	3-Point FG-FGA	Pct	FT-FTA	Pct	Rebs			AVG	AST	TO	BLK	STL	PF-D	PTS/AVG
									O	D	Tot							
2007-08	33-31	941/28.5	119-246	.484	42-94	.447	96-111	.865	85	116	201	6.1	84	46	22	43	98-3	376/11.4
2008-09	32-27	944/29.5	135-308	.438	59-155	.381	71-94	.755	53	170	223	7.0	62	32	20	37	78-2	400/12.5
2009-10	-	-	-	-	-	-	-	-	-	-	-	-	-	-	-	-	-	-
<b>TOTAL</b>	<b>65-58</b>	<b>1885/29.0</b>	<b>254-554</b>	<b>.458</b>	<b>101-249</b>	<b>.406</b>	<b>167-205</b>	<b>.815</b>	<b>138</b>	<b>286</b>	<b>424</b>	<b>6.5</b>	<b>146</b>	<b>78</b>	<b>42</b>	<b>80</b>	<b>176-5</b>	<b>776/11.9</b>

### BIG TEN CAREER STATS

Year	G-S	Min/Avg	FG-FGA	Pct	3-Point FG-FGA	Pct	FT-FTA	Pct	Rebs			AVG	AST	TO	BLK	STL	PF-D	PTS/AVG
									O	D	Tot							
2007-08	17-15	493/29.0	72-146	.493	30-63	.476	47-54	.870	41	55	96	5.6	45	23	11	21	45-0	221/13.0
2008-09	14-9	398/28.4	47-115	.409	23-65	.354	29-44	.659	19	59	78	5.6	22	17	10	15	44-0	146/10.4
2009-10	-	-	-	-	-	-	-	-	-	-	-	-	-	-	-	-	-	-
<b>TOTAL</b>	<b>31-24</b>	<b>891/28.7</b>	<b>119-261</b>	<b>.456</b>	<b>53-128</b>	<b>.414</b>	<b>76-98</b>	<b>.776</b>	<b>60</b>	<b>114</b>	<b>174</b>	<b>5.6</b>	<b>67</b>	<b>40</b>	<b>21</b>	<b>36</b>	<b>89-0</b>	<b>367/11.8</b>



# #25 JAJUAN JOHNSON

## JUNIOR ... FORWARD/CENTER ... 6-10/215

### INDIANAPOLIS, IND. (FRANKLIN CENTRAL)

#### As a Junior (2009-10)

Had eight points, five rebounds and three rejections in the exhibition win over Kentucky Wesleyan ... Netted 12 points on 6-of-12 shooting, hauled in four rebounds and blocked three shots in the exhibition win over California of Pennsylvania ... Named to Preseason All-Big Ten teams by FoxSports.com, Athlon, Yahoo!/Rivals and Lindy's ... Heralded as the No. 4 center in college basketball by Yahoo!/Rivals ... Recognized as the seventh and eighth-best center in college basketball by Lindy's and Athlon, respectively ...

Regarded as the No. 25 big man in the country by CBSSports.com ... Featured on the cover of Lindy's annual preview magazine.

### JOHNSON'S CAREER HIGHS

Points.....	30 at Ohio State (2/3/09)
Total Rebounds.....	15 vs. Illinois (12/30/08)
Offensive Rebs.....	6, 2x, last vs. Illinois (12/30/08)
Defensive Rebs.....	11 vs. Penn State (2/11/09)
Field Goals.....	10, 2x, last at Ohio State (2/3/09)
Field Goal Att.....	17 vs. Washington (3/21/09)
3-Point Field Goals.....	
3-Point Field Goal Att.....	2 vs. Illinois (3/14/09)
Free Throws.....	10 at Ohio State (2/3/09)
Free Throw Att.....	11 at Ohio State (2/3/09)
Assists.....	3 vs. Connecticut (3/26/09)
Blocks.....	7 at Northwestern (1/15/09)
Steals.....	2, 9x, last vs. Michigan State (2/17/09)
Minutes.....	38 vs. Penn State (2/11/09)

### JOHNSON'S SEASON HIGHS

Points.....	
Total Rebounds.....	
Offensive Rebs.....	
Defensive Rebs.....	
Field Goals.....	
Field Goal Att.....	
3-Point Field Goals.....	
3-Point Field Goal Att.....	
Free Throws.....	
Free Throw Att.....	
Assists.....	
Blocks.....	
Steals.....	
Minutes.....	

### 2009-10 GAME-BY-GAME

Opponent	Min.	FG-A	Pct.	3FG-A	Pct.	FTA	Pct.	RB	PF	A	TO	B	S	PTS
Cal State Northridge														
vs. South Dakota St.														
TBD														
TBD														
Central Michigan														
Wake Forest														
Buffalo														
Valparaiso														
at Alabama														
vs. Ball State														
SIU Edwardsville														
at Iowa														
West Virginia														
Minnesota														
at Wisconsin														
Ohio State														
at Northwestern														
at Illinois														
Michigan														
Wisconsin														
Penn State														
at Indiana														
at Michigan State														
Iowa														
at Ohio State														
Illinois														
at Minnesota														
Michigan State														
Indiana														
at Penn State														

\* - Game started

### CAREER STATS

Year	G-S	Min/Avg	FG-FGA	Pct	3-Point FG-FGA	Pct	FT-FTA	Pct	Rebs			AST	TO	BLK	STL	PF-D	PTS/AVG	
									O	D	Tot							
2007-08	34-17	563/16.6	67-159	.421	0-2	.000	48-74	.649	37	69	106	3.1	10	20	34	14	57-0	182/5.4
2008-09	37-35	997/26.9	190-352	.540	0-3	.000	117-159	.736	79	128	207	5.6	26	49	78	19	65-0	497/13.4
2009-10	-	-	-	-	-	-	-	-	-	-	-	-	-	-	-	-	-	-
<b>TOTAL</b>	<b>71-52</b>	<b>1560/22.0</b>	<b>257-511</b>	<b>.503</b>	<b>0-5</b>	<b>.000</b>	<b>165-233</b>	<b>.708</b>	<b>116</b>	<b>197</b>	<b>313</b>	<b>4.4</b>	<b>36</b>	<b>69</b>	<b>112</b>	<b>33</b>	<b>122-0</b>	<b>679/9.6</b>

### BIG TEN CAREER STATS

Year	G-S	Min/Avg	FG-FGA	Pct	3-Point FG-FGA	Pct	FT-FTA	Pct	Rebs			AST	TO	BLK	STL	PF-D	PTS/AVG	
									O	D	Tot							
2007-08	18-4	259/14.4	23-57	.404	0-1	.000	25-40	.625	14	22	36	2.0	6	10	18	8	31-0	71/3.9
2008-09	18-18	531/29.5	89-162	.549	0-0	.000	70-95	.737	39	81	120	6.7	15	30	41	10	33-0	248/13.8
2009-10	-	-	-	-	-	-	-	-	-	-	-	-	-	-	-	-	-	-
<b>TOTAL</b>	<b>36-22</b>	<b>790/21.9</b>	<b>112-219</b>	<b>.511</b>	<b>0-1</b>	<b>.000</b>	<b>95-135</b>	<b>.704</b>	<b>53</b>	<b>103</b>	<b>156</b>	<b>4.3</b>	<b>21</b>	<b>40</b>	<b>59</b>	<b>18</b>	<b>64-0</b>	<b>319/8.9</b>



# #33 E'TWAUN MOORE

JUNIOR ... GUARD ... 6-4/184

EAST CHICAGO, IND. (EAST CHICAGO)

### As a Junior (2009-10)

Tallied a game-high four assists in addition to his six points in the exhibition win over Kentucky Wesleyan ... Scored 11 points, handed out three assists and tallied three steals in the exhibition victory over California of Pennsylvania ... Named to the Wooden Award watch list ... Earned honorable mention Preseason All-America honors from Athlon ... Included on Preseason All-Big Ten Teams by Lindy's, Athlon and Yahoo!/Rivals ... Regarded as the No. 5 "Scorer" and No. 25 guard in college basketball by Athlon ...

Tabbed the No. 5 shooting guard in the nation by Yahoo!/Rivals, and the No. 6 player at the position by Lindy's ... Listed as the No. 10 wing in the game by CBSSports.com.

### MOORE'S CAREER HIGHS

Points.....28 at Northwestern (3/1/08)  
 Total Rebounds..... 11 at Northwestern (1/15/09)  
 Offensive Rebs..... 6 vs. Ohio State (2/28/09)  
 Defensive Rebs..... 10 at Northwestern (1/15/09)  
 Field Goals..... 10, 3x, last vs. Indiana (2/21/09)  
 Field Goal Att..... 18 vs. Xavier (3/22/08)  
 3-Point Field Goals ..... 5, 3x, last vs. Indiana (2/21/09)  
 3-Point Field Goal Att..... 10, 2x, last vs. Ohio State (3/15/09)  
 Free Throws ..... 8 vs. Northern Iowa (3/19/09)  
 Free Throw Att..... 9 vs. Northern Iowa (3/19/09)  
 Assists ..... 7 vs. Boston College (11/26/08)  
 Blocks..... 3 vs. Coppin State (11/22/08)  
 Steals..... 6 vs. Arkansas-Pine Bluff (12/6/08)  
 Minutes..... 44 vs. Ohio State (3/4/08)

### 2009-10 GAME-BY-GAME

Opponent	Min.	FG-A	Pct.	3FG-A	Pct.	FTA	Pct.	RB	PF	A	TO	B	S	PTS
Cal State Northridge														
vs. South Dakota St.														
TBD														
TBD														
Central Michigan														
Wake Forest														
Buffalo														
Valparaiso														
at Alabama														
vs. Ball State														
SIU Edwardsville														
at Iowa														
West Virginia														
Minnesota														
at Wisconsin														
Ohio State														
at Northwestern														
at Illinois														
Michigan														
Wisconsin														
Penn State														
at Indiana														
at Michigan State														
Iowa														
at Ohio State														
Illinois														
at Minnesota														
Michigan State														
Indiana														
at Penn State														

\* - Game started

### MOORE'S SEASON HIGHS

Points.....  
 Total Rebounds.....  
 Offensive Rebs.....  
 Defensive Rebs.....  
 Field Goals.....  
 Field Goal Att.....  
 3-Point Field Goals .....  
 3-Point Field Goal Att.....  
 Free Throws .....  
 Free Throw Att.....  
 Assists .....  
 Blocks.....  
 Steals.....  
 Minutes.....

### CAREER STATS

Year	G-S	Min/Avg	FG-FGA	Pct	3-Point FG-FGA	Pct	FT-FTA	Pct	Rebs			AVG	AST	TO	BLK	STL	PF-D	PTS/AVG
									O	D	Tot							
2007-08	34-31	1040/30.6	159-359	.443	66-152	.434	53-74	.716	29	102	131	3.9	88	58	15	32	84-1	437/12.9
2008-09	37-36	1222/33.0	188-445	.422	56-166	.337	80-105	.762	39	132	171	4.6	111	97	16	40	91-1	512/13.8
2009-10	-	-	-	-	-	-	-	-	-	-	-	-	-	-	-	-	-	-
<b>TOTAL</b>	<b>71-67</b>	<b>2262/31.9</b>	<b>347-804</b>	<b>.432</b>	<b>122-318</b>	<b>.384</b>	<b>133-179</b>	<b>.743</b>	<b>68</b>	<b>234</b>	<b>302</b>	<b>4.3</b>	<b>199</b>	<b>155</b>	<b>31</b>	<b>72</b>	<b>175-2</b>	<b>949/13.4</b>

### BIG TEN CAREER STATS

Year	G-S	Min/Avg	FG-FGA	Pct	3-Point FG-FGA	Pct	FT-FTA	Pct	Rebs			AVG	AST	TO	BLK	STL	PF-D	PTS/AVG
									O	D	Tot							
2007-08	18-18	568/31.6	92-201	.458	37-88	.420	38-51	.745	14	57	71	3.9	56	27	7	15	46-1	259/14.4
2008-09	18-18	616/34.2	91-214	.425	26-78	.333	38-49	.776	21	67	88	4.9	51	48	5	15	44-0	246/13.7
2009-10	-	-	-	-	-	-	-	-	-	-	-	-	-	-	-	-	-	-
<b>TOTAL</b>	<b>36-36</b>	<b>1184/32.9</b>	<b>183-415</b>	<b>.441</b>	<b>63-166</b>	<b>.380</b>	<b>76-100</b>	<b>.760</b>	<b>35</b>	<b>124</b>	<b>159</b>	<b>4.4</b>	<b>107</b>	<b>75</b>	<b>12</b>	<b>30</b>	<b>90-1</b>	<b>505/14.0</b>





# #23 LEWIS JACKSON

SOPHOMORE ... GUARD ... 5-9/165  
 DECATUR, ILL. (EISENHOWER)

### As a Sophomore (2009-10)

A lightning-quick, playmaking point guard who led the Boilers in assists a year ago en route to earning Big Ten All-Freshman Team honors.

### JACKSON'S CAREER HIGHS

**Points**..... 12, 2x, last at Illinois (2/8/09)  
**Total Rebounds**..... 6, 2x, last vs. Michigan State (2/17/09)  
**Offensive Rebs.**..... 3 at Illinois (2/8/09)  
**Defensive Rebs.**..... 5 vs. Connecticut (3/26/09)  
**Field Goals**..... 5, 2x, last at Illinois (2/8/09)  
**Field Goal Att.**..... 11 at Illinois (2/8/09)  
**3-Point Field Goals**..... 2, 2x, last at Penn State (1/6/09)  
**3-Point Field Goal Att.**..... 3, 2x, last at Penn State (1/6/09)  
**Free Throws**..... 5 vs. Washington (3/21/09)  
**Free Throw Att.**..... 6 vs. Washington (3/21/09)  
**Assists**..... 9 at Ohio State (2/3/09)  
**Blocks**..... 1, 3x, last vs. Penn State (2/11/09)  
**Steals**..... 3, 4x, last vs. Northern Iowa (3/19/09)  
**Minutes**..... 36 at Ohio State (2/3/09)

### JACKSON'S SEASON HIGHS

**Points**.....  
**Total Rebounds**.....  
**Offensive Rebs.**.....  
**Defensive Rebs.**.....  
**Field Goals**.....  
**Field Goal Att.**.....  
**3-Point Field Goals**.....  
**3-Point Field Goal Att.**.....  
**Free Throws**.....  
**Free Throw Att.**.....  
**Assists**.....  
**Blocks**.....  
**Steals**.....  
**Minutes**.....

### 2009-10 GAME-BY-GAME

Opponent	Min.	FG-A	Pct.	3FG-A	Pct.	FTA	Pct.	RB	PF	A	TO	B	S	PTS
Cal State Northridge														
vs. South Dakota St.														
TBD														
TBD														
Central Michigan														
Wake Forest														
Buffalo														
Valparaiso														
at Alabama														
vs. Ball State														
SIU Edwardsville														
at Iowa														
West Virginia														
Minnesota														
at Wisconsin														
Ohio State														
at Northwestern														
at Illinois														
Michigan														
Wisconsin														
Penn State														
at Indiana														
at Michigan State														
Iowa														
at Ohio State														
Illinois														
at Minnesota														
Michigan State														
Indiana														
at Penn State														

\* - Game started

### CAREER STATS

Year	G-S	Min/Avg	FG-FGA	Pct	3-Point FG-FGA	Pct	FT-FTA	Pct	Rebs			AST	TO	BLK	STL	PF-D	PTS/AVG	
									O	D	Tot							
2008-09	36-30	851/23.6	85-191	.445	11-33	.333	30-51	.588	26	63	89	2.5	118	74	3	33	84-1	211/5.9
2009-10	-	-	-	-	-	-	-	-	-	-	-	-	-	-	-	-	-	-
<b>TOTAL</b>	<b>36-30</b>	<b>851/23.6</b>	<b>85-191</b>	<b>.445</b>	<b>11-33</b>	<b>.333</b>	<b>30-51</b>	<b>.588</b>	<b>26</b>	<b>63</b>	<b>89</b>	<b>2.5</b>	<b>118</b>	<b>74</b>	<b>3</b>	<b>33</b>	<b>84-1</b>	<b>211/5.9</b>

### BIG TEN CAREER STATS

Year	G-S	Min/Avg	FG-FGA	Pct	3-Point FG-FGA	Pct	FT-FTA	Pct	Rebs			AST	TO	BLK	STL	PF-D	PTS/AVG	
									O	D	Tot							
2008-09	17-17	429/25.2	46-103	.447	6-20	.300	11-16	.688	14	27	41	2.4	61	39	2	13	40-1	109/6.4
2009-10	-	-	-	-	-	-	-	-	-	-	-	-	-	-	-	-	-	-
<b>TOTAL</b>	<b>17-17</b>	<b>429/25.2</b>	<b>46-103</b>	<b>.447</b>	<b>6-20</b>	<b>.300</b>	<b>11-16</b>	<b>.688</b>	<b>14</b>	<b>27</b>	<b>41</b>	<b>2.4</b>	<b>61</b>	<b>39</b>	<b>2</b>	<b>13</b>	<b>40-1</b>	<b>109/6.4</b>



# #24 RYNE SMITH

SOPHOMORE ... GUARD ... 6-3/178  
TOLEDO, OHIO (WHITMER)

## As a Sophomore (2009-10)

Poured in 10 points on 4-of-6 shooting, including 2-of-4 from distance, and grabbed five rebounds in the exhibition win over Kentucky Wesleyan ... Chipped in with three rebounds and two assists in the exhibition win over California of Pennsylvania ... After improving his defense and ballhandling in the offseason, the sharpshooter will look to make his way into Purdue's rotation.

## SMITH'S CAREER HIGHS

Points..... 6 at Ball State (12/9/08)  
Total Rebounds..... 2 vs. Eastern Michigan (11/17/08)  
Offensive Rebs.....  
Defensive Rebs..... 2 vs. Eastern Michigan (11/17/08)  
Field Goals..... 2 at Ball State (12/9/08)  
Field Goal Att..... 4, 2x, last vs. Loyola-Chicago (11/18/08)  
3-Point Field Goals..... 2 at Ball State (12/9/08)  
3-Point Field Goal Att... 3, 2x, last vs. Coppin State (11/11/08)  
Free Throws..... 2 vs. Iowa (1/18/09)  
Free Throw Att..... 2 vs. Iowa (1/18/09)  
Assists..... 1, 6x, last vs. Iowa (1/18/09)  
Blocks.....  
Steals..... 1, 3x, last vs. Iowa (1/18/09)  
Minutes..... 17 vs. Loyola-Chicago (11/18/08)

## SMITH'S SEASON HIGHS

Points.....  
Total Rebounds.....  
Offensive Rebs.....  
Defensive Rebs.....  
Field Goals.....  
Field Goal Att.....  
3-Point Field Goals.....  
3-Point Field Goal Att.....  
Free Throws.....  
Free Throw Att.....  
Assists.....  
Blocks.....  
Steals.....  
Minutes.....

## 2009-10 GAME-BY-GAME

Opponent	Min.	FG-A	Pct.	3FG-A	Pct.	FTA	Pct.	RB	PF	A	TO	B	S	PTS
Cal State Northridge														
vs. South Dakota St.														
TBD														
TBD														
Central Michigan														
Wake Forest														
Buffalo														
Valparaiso														
at Alabama														
vs. Ball State														
SIU Edwardsville														
at Iowa														
West Virginia														
Minnesota														
at Wisconsin														
Ohio State														
at Northwestern														
at Illinois														
Michigan														
Wisconsin														
Penn State														
at Indiana														
at Michigan State														
Iowa														
at Ohio State														
Illinois														
at Minnesota														
Michigan State														
Indiana														
at Penn State														

\* - Game started

## CAREER STATS

Year	G-S	Min/Avg	FG-FGA	Pct	3-Point FG-FGA	Pct	FT-FTA	Pct	Rebs			AVG	AST	TO	BLK	STL	PF-D	PTS/AVG
									O	D	Tot							
2008-09	18-0	95/5.3	6-21	.286	5-17	.294	2-2	1.000	0	3	3	0.2	6	2	0	3	3-0	19/1.1
2009-10	-	-	-	-	-	-	-	-	-	-	-	-	-	-	-	-	-	-
<b>TOTAL</b>	<b>18-0</b>	<b>95/5.3</b>	<b>6-21</b>	<b>.286</b>	<b>5-17</b>	<b>.294</b>	<b>2-2</b>	<b>1.000</b>	<b>0</b>	<b>3</b>	<b>3</b>	<b>0.2</b>	<b>6</b>	<b>2</b>	<b>0</b>	<b>3</b>	<b>3-0</b>	<b>19/1.1</b>

## BIG TEN CAREER STATS

Year	G-S	Min/Avg	FG-FGA	Pct	3-Point FG-FGA	Pct	FT-FTA	Pct	Rebs			AVG	AST	TO	BLK	STL	PF-D	PTS/AVG
									O	D	Tot							
2008-09	7-0	21/3.0	1-2	.500	1-2	.500	2-2	1.000	0	0	0	0.0	1	0	0	1	0-0	5/0.7
2009-10	-	-	-	-	-	-	-	-	-	-	-	-	-	-	-	-	-	-
<b>TOTAL</b>	<b>7-0</b>	<b>21/3.0</b>	<b>1-2</b>	<b>.500</b>	<b>1-2</b>	<b>.500</b>	<b>2-2</b>	<b>1.000</b>	<b>0</b>	<b>0</b>	<b>0</b>	<b>0.0</b>	<b>1</b>	<b>0</b>	<b>0</b>	<b>1</b>	<b>0-0</b>	<b>5/0.7</b>

















# 2009-10 GAME RECAPS

**EX1**  
Nov. 3, 2009

**California of Pennsylvania 44**  
**Purdue (7/7) 78**  
Attendance: 13,820

## Mackey Arena/West Lafayette, Ind.

Cal U	FG	3FG	FT	O-D-R	PF	TP	A	T	B	S	MIN
5 Williams, K.	5-9	0-0	3-7	1-4-5	3	13	1	1	0	0	31
10 Williams, T.	1-9	0-2	0-1	0-2-2	5	2	1	7	0	0	27
15 Young	2-6	1-1	5-6	2-3-7	4	10	1	3	0	0	19
20 Nixon	1-7	0-3	3-5	1-6-7	1	5	1	5	2	0	32
24 Vann	2-6	0-0	0-0	0-2-2	3	4	2	3	4	0	18
21 Moore	3-5	0-0	0-3	4-4-8	2	6	0	4	4	6	24
11 Berenato	1-5	1-3	0-0	1-2-3	3	3	1	2	0	0	14
4 Hatten	0-1	0-1	1-2	0-1-1	1	1	0	3	0	0	8
14 Byrd	0-1	0-0	0-0	0-1-1	1	0	0	4	0	0	11
3 Tipton	0-2	0-1	0-0	0-2-2	0	0	0	0	0	0	12
23 Niemiec	0-1	0-1	0-0	0-1-1	0	0	0	0	0	0	4
Team	4-2-6										
<b>Totals</b>	<b>15-52</b>	<b>2-12</b>	<b>12-24</b>	<b>13-30-43</b>	<b>23</b>	<b>44</b>	<b>6</b>	<b>32</b>	<b>6</b>	<b>6</b>	<b>200</b>

Purdue	FG	3FG	FT	O-D-R	PF	TP	A	T	B	S	MIN
3 Kramer	3-5	0-0	0-0	0-5-5	4	6	1	0	2	1	16
4 Hummel	3-9	2-2	1-2	1-2-3	0	9	3	0	1	1	20
5 Grant	4-5	2-3	4-5	1-1-2	0	14	3	1	1	5	19
25 Johnson	6-12	0-0	0-1	1-3-4	1	12	0	1	3	1	22
33 Moore	3-9	1-4	4-4	2-1-3	2	11	3	2	0	2	22
24 Smith	0-3	0-3	0-0	1-2-3	0	0	2	2	0	0	15
41 Bade	3-8	0-0	0-2	1-1-2	3	6	0	0	0	0	13
12 Barlow	1-2	0-0	4-6	1-1-2	2	6	2	2	0	0	16
30 Wohlford	0-0	0-0	0-2	0-1-1	1	0	2	1	0	0	11
21 Byrd	3-4	2-2	3-4	0-3-3	5	11	0	5	0	0	17
32 Hart	0-6	0-5	0-0	1-4-5	2	0	1	1	0	0	16
1 Loveless	0-0	0-0	0-0	0-0-0	1	0	0	0	0	0	4
2 Day	0-0	0-0	0-0	0-1-1	0	0	0	0	0	0	3
14 Anthrop	0-1	0-0	0-0	0-1-1	0	0	0	0	0	0	3
20 Coleman	1-2	1-2	0-0	0-0-0	1	3	0	0	0	0	3
Team	3-4-7										
<b>Totals</b>	<b>27-66</b>	<b>8-21</b>	<b>16-26</b>	<b>11-30-41</b>	<b>22</b>	<b>78</b>	<b>17</b>	<b>15</b>	<b>7</b>	<b>11</b>	<b>200</b>

	1st	2nd	OT	FG%	3FG%	FT%
Cal U	24	20	-	28.8	16.7	50.0
Purdue	42	36	-	40.9	38.1	61.5

Officials: Steve Welmer, J.D. Collins, Steve Skiles.

### RECAP

**WEST LAFAYETTE, Ind. (AP)** - Keaton Grant had 14 points and five steals, and the No. 7 Purdue Boilermakers beat California of Pennsylvania 78-44 in an exhibition game on Tuesday night.

Jajuan Johnson, a returning All-Big Ten selection, added 12 points and three blocks, and E'Twaun Moore and DJ. Byrd each scored 11 for the Boilermakers, who jumped out to an 18-point halftime lead before coasting.

Kelsey Williams had 13 points, Andrew Young scored 10 and Chris Moore added eight rebounds, six steals and four blocks for the Division II Vulcans.

Purdue raced out to a fast start, taking a 7-0 lead on Moore's jumper. The Boilermakers extended their advantage to 40-18 later in the first half on Byrd's free throw. The Vulcans didn't get closer than 17 in the second half.

**EX2**  
Nov. 9, 2009

**Kentucky Wesleyan 52**  
**Purdue (7/7) 74**  
Attendance: 13,737

## Mackey Arena/West Lafayette, Ind.

Kentucky Wesleyan	FG	3FG	FT	O-D-R	PF	TP	A	T	B	S	MIN
15 Stephens	2-8	2-4	1-2	0-3-3	1	7	1	1	0	1	18
25 Stinson	3-10	1-5	0-0	0-2-2	1	7	2	3	0	1	30
44 Ivey	0-3	0-2	0-0	0-3-3	5	0	3	0	1	3	24
31 Wilson	2-3	0-0	0-0	1-1-2	3	4	1	3	0	0	16
33 Williams	3-8	2-7	0-0	1-3-4	0	8	1	2	2	1	35
1 Rouse	0-3	0-1	0-0	2-2-4	3	0	0	4	0	1	19
12 Waller	3-7	1-1	9-10	1-3-4	1	16	0	3	0	1	21
20 Zuffa	0-4	0-3	0-0	0-2-2	0	0	0	0	0	0	16
3 Owsley	1-3	0-0	2-2	0-2-2	2	4	1	3	0	2	10
5 Richardson	2-4	1-1	1-2	1-1-2	1	6	0	1	0	0	11
Team	1-1-2										
<b>Totals</b>	<b>16-53</b>	<b>7-24</b>	<b>13-16</b>	<b>7-23-30</b>	<b>17</b>	<b>52</b>	<b>10</b>	<b>20</b>	<b>3</b>	<b>10</b>	<b>200</b>

Purdue	FG	3FG	FT	O-D-R	PF	TP	A	T	B	S	MIN
3 Kramer	1-1	1-1	2-2	0-5-5	1	5	1	3	1	2	18
4 Hummel	5-9	2-2	2-2	3-5-8	2	14	3	2	0	2	21
5 Grant	1-5	0-2	0-0	1-1-2	3	2	2	2	0	0	20
25 Johnson	3-5	0-0	2-2	1-4-5	2	8	1	4	3	0	22
33 Moore	1-9	0-3	4-6	1-1-2	1	6	4	1	1	1	23
24 Smith	4-6	2-4	0-0	1-4-5	0	10	0	1	0	1	21
21 Byrd	3-6	1-3	0-0	0-1-1	2	7	2	1	0	2	16
41 Bade	5-9	0-1	2-4	1-0-1	2	12	1	0	0	0	18
12 Barlow	1-3	1-2	0-0	2-1-3	5	5	0	2	0	0	8
32 Hart	1-3	1-2	0-0	1-1-2	1	3	1	0	1	0	13
30 Wohlford	1-1	0-0	0-0	0-2-2	1	2	0	1	0	0	11
14 Anthrop	0-0	0-0	0-0	0-1-1	1	0	2	1	0	0	5
1 Loveless	0-0	0-0	0-0	0-0-0	0	0	0	0	0	0	2
2 Day	0-0	0-0	0-0	0-0-0	1	0	0	0	0	0	2
Team	0-3-3										
<b>Totals</b>	<b>26-57</b>	<b>8-19</b>	<b>14-18</b>	<b>11-29-40</b>	<b>22</b>	<b>74</b>	<b>16</b>	<b>19</b>	<b>6</b>	<b>8</b>	<b>200</b>

	1st	2nd	OT	FG%	3FG%	FT%
KWC	20	32	-	30.2	29.2	81.2
Purdue	34	40	-	45.6	42.1	77.8

Officials: Ray Perone, Lamar Simpson, Bo Boroski.

### RECAP

**WEST LAFAYETTE, Ind. (AP)** - Robbie Hummel scored 14 points to help No. 7 Purdue beat Kentucky Wesleyan 74-52 on Monday night in its final exhibition game.

Freshman Patrick Bade scored 12 points and Ryne Smith added 10 for the Boilermakers, who open regular-season play Friday against Cal State Northridge.

Kwan Waller scored 16 points for Kentucky Wesleyan, a Division II school coming off a 55-52 win over Division I Evansville on Saturday.

Wesleyan guard Marico Stinson, a transfer from Indiana State who scored 24 points in a win over Purdue in 2006, was held to seven points on 3-of-10 shooting.

After falling behind 12-8 midway through the first half, the Boilermakers responded with an 18-0 run to lead 26-12 with 5:19 left in the first half. The Boilermakers held the Panthers without a field goal for a 7-minute stretch in the first half.

**2009-10 Purdue Boilermakers Basketball**  
**Purdue Combined Team Statistics (as of Nov 10, 2009)**  
**All games**

<b>RECORD:</b>	<b>OVERALL</b>	<b>HOME</b>	<b>AWAY</b>	<b>NEUTRAL</b>
ALL GAMES	2-0	2-0	0-0	0-0
CONFERENCE	0-0	0-0	0-0	0-0
NON-CONFERENCE	2-0	2-0	0-0	0-0

#	Player	gp-gs	min	avg	Total		3-Point		F-Throw		Rebounds				pf	dq	a	to	blk	stl	pts	avg		
					fg-fga	fg%	3fg-fga	3fg%	ft-fta	ft%	off	def	tot	avg										
04	Hummel, Robbie	2-2	41	20.5	8-18	.444	4-4	1.000	3-4	.750	4	7	11	5.5	2	0	6	2	1	3	23	11.5		
25	Johnson, JaJuan	2-2	44	22.0	9-17	.529	0-0	.000	2-3	.667	2	7	9	4.5	3	0	1	5	6	1	20	10.0		
41	Bade, Patrick	2-0	31	15.5	8-17	.471	0-1	.000	2-6	.333	2	1	3	1.5	5	0	0	1	0	1	18	9.0		
21	Byrd, D.J.	2-0	33	16.5	6-10	.600	3-5	.600	3-4	.750	0	4	4	2.0	7	1	2	6	0	2	18	9.0		
33	Moore, E'Twaun	2-2	45	22.5	4-18	.222	1-7	.143	8-10	.800	3	2	5	2.5	3	0	7	3	1	3	17	8.5		
05	Grant, Keaton	2-2	39	19.5	5-10	.500	2-5	.400	4-5	.800	2	2	4	2.0	3	0	5	3	1	5	16	8.0		
12	Barlow, Kelsey	2-0	24	12.0	2-5	.400	1-1	1.000	6-8	.750	2	2	4	2.0	7	1	2	4	0	0	11	5.5		
03	Kramer, Chris	2-2	34	17.0	4-6	.667	1-1	1.000	2-2	1.000	0	10	10	5.0	5	0	2	3	3	3	11	5.5		
24	Smith, Ryne	2-0	36	18.0	4-9	.444	2-7	.286	0-0	.000	2	6	8	4.0	0	0	2	3	0	1	10	5.0		
20	Coleman, Kyle	1-0	3	3.0	1-2	.500	1-2	.500	0-0	.000	0	0	0	0.0	1	0	0	0	0	0	3	3.0		
32	Hart, John	2-0	29	14.5	1-9	.111	1-7	.143	0-0	.000	2	5	7	3.5	3	0	2	1	1	0	3	1.5		
30	Wohlford, Mark	2-0	22	11.0	1-1	1.000	0-0	.000	0-2	.000	0	3	3	1.5	2	0	2	2	0	0	2	1.0		
14	Anthrop, Dru	2-0	8	4.0	0-1	.000	0-0	.000	0-0	.000	0	2	2	1.0	1	0	2	1	0	0	0	0.0		
02	Day, Bubba	2-0	5	2.5	0-0	.000	0-0	.000	0-0	.000	0	1	1	0.5	1	0	0	0	0	0	0	0.0		
01	Loveless, Stevie	2-0	6	3.0	0-0	.000	0-0	.000	0-0	.000	0	0	0	0.0	1	0	0	0	0	0	0	0.0		
Team											3	7	10											
Total.....		2	400		53-123	.431	16-40	.400	30-44	.682	22	59	81	40.5	44	2	33	34	13	19	152	76.0		
Opponents.....		2	400		31-105	.295	9-36	.250	25-40	.625	20	53	73	36.5	40	2	16	52	9	16	96	48.0		

<b>TEAM STATISTICS</b>	<b>PUR</b>	<b>OPP</b>	<b>Date</b>	<b>Opponent</b>	<b>Score</b>	<b>Att.</b>
SCORING	152	96	11/03/09	CAL U	w 78-44	13820
Points per game	76.0	48.0	11/09/09	KENTUCKY WESLEYAN	w 74-52	13737
Scoring margin	+28.0	-	* - Conference game			
FIELD GOALS-ATT	53-123	31-105				
Field goal pct	.431	.295				
3 POINT FG-ATT	16-40	9-36				
3-point FG pct	.400	.250				
3-pt FG made per game	8.0	4.5				
FREE THROWS-ATT	30-44	25-40				
Free throw pct	.682	.625				
F-Throws made per game	15.0	12.5				
REBOUNDS	81	73				
Rebounds per game	40.5	36.5				
Rebounding margin	+4.0	-				
ASSISTS	33	16				
Assists per game	16.5	8.0				
TURNOVERS	34	52				
Turnovers per game	17.0	26.0				
Turnover margin	+9.0	-				
Assist/turnover ratio	1.0	0.3				
STEALS	19	16				
Steals per game	9.5	8.0				
BLOCKS	13	9				
Blocks per game	6.5	4.5				
ATTENDANCE	27557	0				
Home games-Avg/Game	2-13778	0-0				
Neutral site-Avg/Game	-	0-0				

<b>Score by Periods</b>	<b>1st</b>	<b>2nd</b>	<b>Totals</b>
Purdue	76	76	152
Opponents	44	52	96

**2009-10 Purdue Boilermakers Basketball**  
**Purdue Team Game-by-Game (as of Nov 10, 2009)**  
**All games**

TEAM STATISTICS

Opponent	Date	Score		Total		3-Pointers		Free throws		Rebounds				pf	a	t/o	blk	stl	pts	avg
				fg-fga	pct	3fg-fga	pct	ft-fa	pct	off	def	tot	avg							
CAL U	11/03/09	78-44	W	27-66	.409	8-21	.381	16-26	.615	11	30	41	41.0	22	17	15	7	11	78	78.0
KENTUCKY WESLEYAN	11/09/09	74-52	W	26-57	.456	8-19	.421	14-18	.778	11	29	40	40.5	22	16	19	6	8	74	76.0
Purdue		152		53-123	.431	16-40	.400	30-44	.682	22	59	81	40.5	44	33	34	13	19	152	76.0
Opponents		96		31-105	.295	9-36	.250	25-40	.625	20	53	73	36.5	40	16	52	9	16	96	48.0

Games played: 2  
Points/game: 76.0  
FG Pct: 43.1  
3FG Pct: 40.0  
FT Pct: 68.2

Rebounds/game: 40.5  
Assists/game: 16.5  
Turnovers/game: 17.0  
Assist/turnover ratio: 1.0  
Steals/game: 9.5  
Blocks/game: 6.5

**2009-10 Purdue Boilermakers Basketball**  
**Purdue Team Game-by-Game Comparison (as of Nov 10, 2009)**  
**All games**

Opponent	1st	2nd	Score	Mar	Total FG	FG Pct	3-Pointers	3FG Pct	Free Throws	FT Pct	Rebounds	Assist	T/Over	Block	Steal	Fouls
CAL U	42/24	36/20	78-44	+34	27-66/15-52	.409/.288	8-21/2-12	.381/.167	16-26/12-24	.615/.500	41/43 (2)	17/6	15/32	7/6	11/6	22/23
KENTUCKY WESLEYAN	34/20	40/32	74-52	+22	26-57/16-53	.456/.302	8-19/7-24	.421/.292	14-18/13-16	.778/.813	40/30 +10	16/10	19/20	6/3	8/10	22/17

Note: Game totals are displayed in the format TEAM/OPPONENT for each category

**2009-10 Purdue Boilermakers Basketball  
Purdue Points-Rebounds-Assists (as of Nov 10, 2009)  
All games**

Opponent	Date	Score		01 LOVELESS,S	02 DAY,BUBBA	03 KRAMER,CHR	04 HUMMEL,ROB	05 GRANT,KEAT	12 BARLOW,KEL	14 ANTHROP,DR
CAL U	11/03/09	78-44	w	0-0-0	0-1-0	6-5-1	9-3-3	14-2-3	6-1-2	0-1-0
KENTUCKY WESLEYAN	11/09/09	74-52	w	0-0-0	0-0-0	5-5-1	14-8-3	2-2-2	5-3-0	0-1-2

Opponent	Date	Score		20 COLEMAN,KY	21 BYRD,DJ	24 SMITH,RYNE	25 JOHNSON,JA	30 WOHLFORD,M	32 HART,JOHN	33 MOORE,E,TW
CAL U	11/03/09	78-44	w	3-0-0	11-3-0	0-3-2	12-4-0	0-1-2	0-5-1	11-3-3
KENTUCKY WESLEYAN	11/09/09	74-52	w	DNP	7-1-2	10-5-0	8-5-1	2-2-0	3-2-1	6-2-4

Opponent	Date	Score		41 BADE,PATRI
CAL U	11/03/09	78-44	w	6-2-0
KENTUCKY WESLEYAN	11/09/09	74-52	w	12-1-0

**2009-10 Purdue Boilermakers Basketball  
Purdue Team High/Low Analysis (as of Nov 10, 2009)  
All games**

**Purdue - TEAM GAME HIGHS**

POINTS	78	CAL U (11/03/09)
	74	KENTUCKY WESLEYAN (11/09/09)
FIELD GOALS MADE	27	CAL U (11/03/09)
	26	KENTUCKY WESLEYAN (11/09/09)
FIELD GOAL ATTEMPTS	66	CAL U (11/03/09)
	57	KENTUCKY WESLEYAN (11/09/09)
FIELD GOAL PERCENTAGE	.456 (26-57)	KENTUCKY WESLEYAN (11/09/09)
	.409 (27-66)	CAL U (11/03/09)
3 PT FIELD GOALS MADE	8	KENTUCKY WESLEYAN (11/09/09)
	8	CAL U (11/03/09)
3 PT FG ATTEMPTS	21	CAL U (11/03/09)
	19	KENTUCKY WESLEYAN (11/09/09)
3 PT FG PERCENTAGE	.421 (8-19)	KENTUCKY WESLEYAN (11/09/09)
	.381 (8-21)	CAL U (11/03/09)
FREE THROWS MADE	16	CAL U (11/03/09)
	14	KENTUCKY WESLEYAN (11/09/09)
FREE THROW ATTEMPTS	26	CAL U (11/03/09)
	18	KENTUCKY WESLEYAN (11/09/09)
FREE THROW PERCENTAGE	.778 (14-18)	KENTUCKY WESLEYAN (11/09/09)
	.615 (16-26)	CAL U (11/03/09)
REBOUNDS	41	CAL U (11/03/09)
	40	KENTUCKY WESLEYAN (11/09/09)
ASSISTS	17	CAL U (11/03/09)
	16	KENTUCKY WESLEYAN (11/09/09)
STEALS	11	CAL U (11/03/09)
	8	KENTUCKY WESLEYAN (11/09/09)
BLOCKED SHOTS	7	CAL U (11/03/09)
	6	KENTUCKY WESLEYAN (11/09/09)
TURNOVERS	19	KENTUCKY WESLEYAN (11/09/09)
	15	CAL U (11/03/09)
FOULS	22	KENTUCKY WESLEYAN (11/09/09)
	22	CAL U (11/03/09)

**2009-10 Purdue Boilermakers Basketball  
Purdue High/Low Analysis (as of Nov 10, 2009)  
All games**

**Opponent - GAME HIGHS**

POINTS	52		KENTUCKY WESLEYAN (11/09/09)
	44		CAL U (11/03/09)
FIELD GOALS MADE	16		KENTUCKY WESLEYAN (11/09/09)
	15		CAL U (11/03/09)
FIELD GOAL ATTEMPTS	53		KENTUCKY WESLEYAN (11/09/09)
	52		CAL U (11/03/09)
FIELD GOAL PERCENTAGE	.302	(16-53)	KENTUCKY WESLEYAN (11/09/09)
	.288	(15-52)	CAL U (11/03/09)
3 PT FIELD GOALS MADE	7		KENTUCKY WESLEYAN (11/09/09)
	2		CAL U (11/03/09)
3 PT FG ATTEMPTS	24		KENTUCKY WESLEYAN (11/09/09)
	12		CAL U (11/03/09)
3 PT FG PERCENTAGE	.292	(7-24)	KENTUCKY WESLEYAN (11/09/09)
	.167	(2-12)	CAL U (11/03/09)
FREE THROWS MADE	13		KENTUCKY WESLEYAN (11/09/09)
	12		CAL U (11/03/09)
FREE THROW ATTEMPTS	24		CAL U (11/03/09)
	16		KENTUCKY WESLEYAN (11/09/09)
FREE THROW PERCENTAGE	.813	(13-16)	KENTUCKY WESLEYAN (11/09/09)
	.500	(12-24)	CAL U (11/03/09)
REBOUNDS	43		CAL U (11/03/09)
	30		KENTUCKY WESLEYAN (11/09/09)
ASSISTS	10		KENTUCKY WESLEYAN (11/09/09)
	6		CAL U (11/03/09)
STEALS	10		KENTUCKY WESLEYAN (11/09/09)
	6		CAL U (11/03/09)
BLOCKED SHOTS	6		CAL U (11/03/09)
	3		KENTUCKY WESLEYAN (11/09/09)
TURNOVERS	32		CAL U (11/03/09)
	20		KENTUCKY WESLEYAN (11/09/09)
FOULS	23		CAL U (11/03/09)
	17		KENTUCKY WESLEYAN (11/09/09)

**2009-10 Purdue Boilermakers Basketball  
Purdue High/Low Analysis (as of Nov 10, 2009)  
All games**

**Purdue - GAME LOWS**

POINTS	74		KENTUCKY WESLEYAN (11/09/09)
	78		CAL U (11/03/09)
FIELD GOALS MADE	26		KENTUCKY WESLEYAN (11/09/09)
	27		CAL U (11/03/09)
FIELD GOAL ATTEMPTS	57		KENTUCKY WESLEYAN (11/09/09)
	66		CAL U (11/03/09)
FIELD GOAL PERCENTAGE	.409	(27-66)	CAL U (11/03/09)
	.456	(26-57)	KENTUCKY WESLEYAN (11/09/09)
3 PT FIELD GOALS MADE	8		CAL U (11/03/09)
	8		KENTUCKY WESLEYAN (11/09/09)
3 PT FG ATTEMPTS	19		KENTUCKY WESLEYAN (11/09/09)
	21		CAL U (11/03/09)
3 PT FG PERCENTAGE	.381	(8-21)	CAL U (11/03/09)
	.421	(8-19)	KENTUCKY WESLEYAN (11/09/09)
FREE THROWS MADE	14		KENTUCKY WESLEYAN (11/09/09)
	16		CAL U (11/03/09)
FREE THROW ATTEMPTS	18		KENTUCKY WESLEYAN (11/09/09)
	26		CAL U (11/03/09)
FREE THROW PERCENTAGE	.615	(16-26)	CAL U (11/03/09)
	.778	(14-18)	KENTUCKY WESLEYAN (11/09/09)
REBOUNDS	40		KENTUCKY WESLEYAN (11/09/09)
	41		CAL U (11/03/09)
ASSISTS	16		KENTUCKY WESLEYAN (11/09/09)
	17		CAL U (11/03/09)
STEALS	8		KENTUCKY WESLEYAN (11/09/09)
	11		CAL U (11/03/09)
BLOCKED SHOTS	6		KENTUCKY WESLEYAN (11/09/09)
	7		CAL U (11/03/09)
TURNOVERS	15		CAL U (11/03/09)
	19		KENTUCKY WESLEYAN (11/09/09)
FOULS	22		CAL U (11/03/09)
	22		KENTUCKY WESLEYAN (11/09/09)

**2009-10 Purdue Boilermakers Basketball  
Purdue High/Low Analysis (as of Nov 10, 2009)  
All games**

**Opponent - GAME LOWS**

POINTS	44		CAL U (11/03/09)
	52		KENTUCKY WESLEYAN (11/09/09)
FIELD GOALS MADE	15		CAL U (11/03/09)
	16		KENTUCKY WESLEYAN (11/09/09)
FIELD GOAL ATTEMPTS	52		CAL U (11/03/09)
	53		KENTUCKY WESLEYAN (11/09/09)
FIELD GOAL PERCENTAGE	.288	(15-52)	CAL U (11/03/09)
	.302	(16-53)	KENTUCKY WESLEYAN (11/09/09)
3 PT FIELD GOALS MADE	2		CAL U (11/03/09)
	7		KENTUCKY WESLEYAN (11/09/09)
3 PT FG ATTEMPTS	12		CAL U (11/03/09)
	24		KENTUCKY WESLEYAN (11/09/09)
3 PT FG PERCENTAGE	.167	(2-12)	CAL U (11/03/09)
	.292	(7-24)	KENTUCKY WESLEYAN (11/09/09)
FREE THROWS MADE	12		CAL U (11/03/09)
	13		KENTUCKY WESLEYAN (11/09/09)
FREE THROW ATTEMPTS	16		KENTUCKY WESLEYAN (11/09/09)
	24		CAL U (11/03/09)
FREE THROW PERCENTAGE	.500	(12-24)	CAL U (11/03/09)
	.813	(13-16)	KENTUCKY WESLEYAN (11/09/09)
REBOUNDS	30		KENTUCKY WESLEYAN (11/09/09)
	43		CAL U (11/03/09)
ASSISTS	6		CAL U (11/03/09)
	10		KENTUCKY WESLEYAN (11/09/09)
STEALS	6		CAL U (11/03/09)
	10		KENTUCKY WESLEYAN (11/09/09)
BLOCKED SHOTS	3		KENTUCKY WESLEYAN (11/09/09)
	6		CAL U (11/03/09)
TURNOVERS	20		KENTUCKY WESLEYAN (11/09/09)
	32		CAL U (11/03/09)
FOULS	17		KENTUCKY WESLEYAN (11/09/09)
	23		CAL U (11/03/09)

**2009-10 Purdue Boilermakers Basketball**  
**Purdue Player High/Low Analysis (as of Nov 10, 2009)**  
**All games**

**Purdue - INDIVIDUAL GAME HIGHS**

Points	14		Hummel, Robbie vs Kentucky Wesleyan (11/09/09)
	14		Grant, Keaton vs Cal U (11/03/09)
	12		Bade, Patrick vs Kentucky Wesleyan (11/09/09)
	12		Johnson, JaJuan vs Cal U (11/03/09)
	11		Byrd, D.J. vs Cal U (11/03/09)
	11		Moore, E'Twaun vs Cal U (11/03/09)
Field Goals Made	6		Johnson, JaJuan vs Cal U (11/03/09)
	5		Hummel, Robbie vs Kentucky Wesleyan (11/09/09)
	5		Bade, Patrick vs Kentucky Wesleyan (11/09/09)
Field Goal Att.	12		Johnson, JaJuan vs Cal U (11/03/09)
	9		Moore, E'Twaun vs Kentucky Wesleyan (11/09/09)
	9		Bade, Patrick vs Kentucky Wesleyan (11/09/09)
	9		Hummel, Robbie vs Kentucky Wesleyan (11/09/09)
	9		Hummel, Robbie vs Cal U (11/03/09)
	9		Moore, E'Twaun vs Cal U (11/03/09)
FG Pct (min 5 made)	.556	(5-9)	Bade, Patrick vs Kentucky Wesleyan (11/09/09)
	.556	(5-9)	Hummel, Robbie vs Kentucky Wesleyan (11/09/09)
3-Point FG Made	2		Hummel, Robbie vs Kentucky Wesleyan (11/09/09)
	2		Smith, Ryne vs Kentucky Wesleyan (11/09/09)
	2		Hummel, Robbie vs Cal U (11/03/09)
	2		Grant, Keaton vs Cal U (11/03/09)
	2		Byrd, D.J. vs Cal U (11/03/09)
3-Point FG Att.	5		Hart, John vs Cal U (11/03/09)
	4		Smith, Ryne vs Kentucky Wesleyan (11/09/09)
	4		Moore, E'Twaun vs Cal U (11/03/09)
3-Pt FG Pct (min 2 made)	1.000	(2-2)	Hummel, Robbie vs Kentucky Wesleyan (11/09/09)
	1.000	(2-2)	Hummel, Robbie vs Cal U (11/03/09)
	1.000	(2-2)	Byrd, D.J. vs Cal U (11/03/09)
Free Throws Made	4		Moore, E'Twaun vs Kentucky Wesleyan (11/09/09)
	4		Moore, E'Twaun vs Cal U (11/03/09)
	4		Barlow, Kelsey vs Cal U (11/03/09)
	4		Grant, Keaton vs Cal U (11/03/09)
Free Throw Att.	6		Moore, E'Twaun vs Kentucky Wesleyan (11/09/09)
	6		Barlow, Kelsey vs Cal U (11/03/09)
FT Pct (min 3 made)	1.000	(4-4)	Moore, E'Twaun vs Cal U (11/03/09)
	.800	(4-5)	Grant, Keaton vs Cal U (11/03/09)
Rebounds	8		Hummel, Robbie vs Kentucky Wesleyan (11/09/09)
	5		Johnson, JaJuan vs Kentucky Wesleyan (11/09/09)
	5		Smith, Ryne vs Kentucky Wesleyan (11/09/09)
	5		Kramer, Chris vs Kentucky Wesleyan (11/09/09)
	5		Kramer, Chris vs Cal U (11/03/09)
	5		Hart, John vs Cal U (11/03/09)
Assists	4		Moore, E'Twaun vs Kentucky Wesleyan (11/09/09)
	3		Hummel, Robbie vs Kentucky Wesleyan (11/09/09)
	3		Moore, E'Twaun vs Cal U (11/03/09)
	3		Grant, Keaton vs Cal U (11/03/09)
	3		Hummel, Robbie vs Cal U (11/03/09)
Steals	5		Grant, Keaton vs Cal U (11/03/09)
	2		Kramer, Chris vs Kentucky Wesleyan (11/09/09)
	2		Byrd, D.J. vs Kentucky Wesleyan (11/09/09)
	2		Hummel, Robbie vs Kentucky Wesleyan (11/09/09)
	2		Moore, E'Twaun vs Cal U (11/03/09)
Blocked Shots	3		Johnson, JaJuan vs Kentucky Wesleyan (11/09/09)

	3	Johnson, JaJuan vs Cal U (11/03/09)
Turnovers	5	Byrd, D.J. vs Cal U (11/03/09)
	4	Johnson, JaJuan vs Kentucky Wesleyan (11/09/09)
Fouls	5	Barlow, Kelsey vs Kentucky Wesleyan (11/09/09)
	5	Byrd, D.J. vs Cal U (11/03/09)

**2009-10 Purdue Boilermakers Basketball**  
**Purdue Opponent High/Low Analysis (as of Nov 10, 2009)**  
**All games**

**OPPONENT INDIVIDUAL GAME HIGHS**

Points	16		Waller, Kwan vs Kentucky Wesleyan (11/09/09)
	13		Williams, Kelsey vs Cal U (11/03/09)
	10		Young, Andrew vs Cal U (11/03/09)
	8		Williams, Chris vs Kentucky Wesleyan (11/09/09)
	7		Stinson, Marico vs Kentucky Wesleyan (11/09/09)
	7		Stephens, Desmond vs Kentucky Wesleyan (11/09/09)
Field Goals Made	5		Williams, Kelsey vs Cal U (11/03/09)
	3		Waller, Kwan vs Kentucky Wesleyan (11/09/09)
	3		Williams, Chris vs Kentucky Wesleyan (11/09/09)
	3		Stinson, Marico vs Kentucky Wesleyan (11/09/09)
	3		Moore, Chris vs Cal U (11/03/09)
Field Goal Att.	10		Stinson, Marico vs Kentucky Wesleyan (11/09/09)
	9		Williams, Kelsey vs Cal U (11/03/09)
	9		Williams, Travis vs Cal U (11/03/09)
FG Pct (min 5 made)	.556	(5-9)	Williams, Kelsey vs Cal U (11/03/09)
3-Point FG Made	2		Stephens, Desmond vs Kentucky Wesleyan (11/09/09)
	2		Williams, Chris vs Kentucky Wesleyan (11/09/09)
3-Point FG Att.	7		Williams, Chris vs Kentucky Wesleyan (11/09/09)
	5		Stinson, Marico vs Kentucky Wesleyan (11/09/09)
3-Pt FG Pct (min 2 made)	.500	(2-4)	Stephens, Desmond vs Kentucky Wesleyan (11/09/09)
	.286	(2-7)	Williams, Chris vs Kentucky Wesleyan (11/09/09)
Free Throws Made	9		Waller, Kwan vs Kentucky Wesleyan (11/09/09)
	5		Young, Andrew vs Cal U (11/03/09)
Free Throw Att.	10		Waller, Kwan vs Kentucky Wesleyan (11/09/09)
	7		Williams, Kelsey vs Cal U (11/03/09)
FT Pct (min 3 made)	.900	(9-10)	Waller, Kwan vs Kentucky Wesleyan (11/09/09)
	.833	(5-6)	Young, Andrew vs Cal U (11/03/09)
Rebounds	8		Moore, Chris vs Cal U (11/03/09)
	7		Nixon, Jerial vs Cal U (11/03/09)
Assists	3		Ivey, Jay vs Kentucky Wesleyan (11/09/09)
	2		Stinson, Marico vs Kentucky Wesleyan (11/09/09)
	2		Vann, Travon vs Cal U (11/03/09)
Steals	6		Moore, Chris vs Cal U (11/03/09)
	3		Ivey, Jay vs Kentucky Wesleyan (11/09/09)
Blocked Shots	4		Moore, Chris vs Cal U (11/03/09)
	2		Williams, Chris vs Kentucky Wesleyan (11/09/09)
	2		Nixon, Jerial vs Cal U (11/03/09)
Turnovers	7		Williams, Travis vs Cal U (11/03/09)
	5		Nixon, Jerial vs Cal U (11/03/09)
Fouls	5		Ivey, Jay vs Kentucky Wesleyan (11/09/09)
	5		Williams, Travis vs Cal U (11/03/09)