

RUSHING RECORDS

► RUSHING YARDAGE

Game: 327

Larry Johnson at Indiana, 2002.

By a senior: 327

Larry Johnson at Indiana, 2002.

By a junior: 256

Curt Warner at Syracuse, 1981.

By a sophomore: 241

Curtis Enis vs. Southern California, 1996.

By a freshman: 208

Shelly Hammonds at Boston College, 1990.

By a true freshman: 206

Eric McCoo vs. Michigan State, 1998.

Half: 279

Larry Johnson (19 carries, 1st half)
vs. Michigan State, 2002.

Season: 2087

Larry Johnson, 2002.

By a senior: 2087

Larry Johnson, 2002.

By a junior: 1539

Ki-Jana Carter, 1994.

By a sophomore: 1236

Evan Royster, 2008.

By a freshman: 1002

D.J. Dozier, 1983.

Career: 3398

Curt Warner, 1979-82.

► RUSHING ATTEMPTS

Game: 41

John Cappelletti vs. N.C. State, 1973.

Season: 286

John Cappelletti, 1973.

Career: 654

Tony Hunt, 2003-06.

► RUSHING AVERAGE

Game: 44.0

Blair Thomas vs. Syracuse, 1986.

Season: 8.4

Blair Thomas, 1986.

Career: 7.2

Ki-Jana Carter, 1992-94.

► 100-YARD RUSHING GAMES

Season: 9

Ki-Jana Carter, 1994.

Career: 18

Curt Warner, 1979-82.

Consecutive Games: 8

Curtis Enis, 1997.

► 200-YARD RUSHING GAMES

Season: 4

Larry Johnson, 2002.

Career: 4

Larry Johnson, 1999-2002.

Consecutive Games: 3

John Cappelletti, 1973.

► RUSHING TOUCHDOWNS

Game: 6

Harry Robb vs. Gettysburg, 1917.

Half: 4

Leroy Thompson vs. Rutgers, 1990;

Ki-Jana Carter vs. Michigan State, 1994;

Larry Johnson vs. Michigan State, 2002.

Season: 26

Lydell Mitchell, 1971.

By a senior: 26

Lydell Mitchell, 1971.

By a junior: 23

Ki-Jana Carter, 1994.

By a sophomore: 13

Bill McCleary, 1907;

Harry Robb, 1917;

Curtis Enis, 1996.

By a freshman: 7

D.J. Dozier, 1983.

Career: 38

Lydell Mitchell, 1969-71.

CAREER LEADERS



Curt Warner
3398 yards



Tony Hunt
3320 yards



Blair Thomas
3301 yards

CAREER RUSHING YARDAGE

Yards	Att.	TD	
3398	649	24	Curt Warner, 1979-82
3320	654	25	Tony Hunt, 2003-06
3301	606	21	Blair Thomas, 1985-87, 89
3256	565	36	Curtis Enis, 1995-97
3227	624	25	D.J. Dozier, 1983-86
2953	460	26	Larry Johnson, 1999-2002
2934	501	38	Lydell Mitchell, 1969-71
2918	478	23	Evan Royster, 2007-present
2829	395	34	Ki-Jana Carter, 1992-94
2818	633	26	Matt Suhey, 1976-79
2639	519	29	John Cappelletti, 1972-73
2518	507	18	Eric McCoo, 1998-2001
2380	382	23	Lenny Moore, 1953-55
2236	454	30	Charlie Pittman, 1967-69

SEASON RUSHING YARDAGE

Yards	Att.	TD	
2087	271	20	Larry Johnson, 2002
1567	254	26	Lydell Mitchell, 1971
1539	198	23	Ki-Jana Carter, 1994
1522	286	17	John Cappelletti, 1973
1414	268	11	Blair Thomas, 1987
1386	277	11	Tony Hunt, 2006
1363	228	19	Curtis Enis, 1997
1341	264	5	Blair Thomas, 1989
1329	243	10	Rodney Kinlaw, 2007
1236	191	12	Evan Royster, 2008
1210	224	13	Curtis Enis, 1996
1169	205	6	Evan Royster, 2009
1117	233	12	John Cappelletti, 1972
1082	136	11	Lenny Moore, 1954
1047	174	6	Tony Hunt, 2005
1044	171	8	Curt Warner, 1981
1041	198	8	Curt Warner, 1982
1026	155	7	Ki-Jana Carter, 1993



► Curt Warner

SEASON LEADERS

Season	Player	Yards	Att.	Avg.	TD
1946	Elwood Petchel	373	71	5.0	7
1947	Fran Rogel	499	110	4.6	7
1948	Fran Rogel	602	152	4.0	5
1949	Fran Rogel	395	110	3.6	3
1950	Tony Orsini	563	146	3.9	5
1951	Ted Shattuck	579	135	4.3	4
1952	Bob Pollard	341	110	3.1	2
1953	Lenny Moore	601	108	5.6	7
1954	Lenny Moore	1082	136	8.0	11
1955	Lenny Moore	697	138	5.1	5
1956	Billy Kane	544	105	5.0	7
1957	Dave Kasperian	469	122	3.8	7
1958	Dave Kasperian	381	98	3.9	5
1959	Rich Lucas	325	99	3.3	6
1960	Jim Kerr	389	93	4.2	6
1961	Roger Kochman	666	129	5.2	6
1962	Roger Kochman	652	120	5.4	4
1963	Gary Klingensmith	450	102	4.4	3
1964	Tom Urbanik	625	134	4.7	8
1965	Dave McNaughton	884	193	4.6	7
1966	Bob Campbell	482	79	6.1	5
1967	Charlie Pittman	580	119	4.9	6
1968	Charlie Pittman	950	186	5.1	14
1969	Charlie Pittman	706	149	4.7	10
1970	Lydell Mitchell	751	134	5.6	6
1971	Lydell Mitchell	1567	254	6.2	26
1972	John Cappelletti	1117	233	4.8	12
1973	John Cappelletti	1522	286	5.3	17
1974	Tom Donchez	880	195	4.5	7
1975	Woody Petchel	621	148	4.2	5
1976	Steve Geise	560	116	4.8	3
1977	Matt Suhey	638	139	4.6	8
1978	Matt Suhey	720	184	3.9	7
1979	Matt Suhey	973	185	5.3	6
1980	Curt Warner	922	196	4.7	6
1981	Curt Warner	1044	171	6.1	8
1982	Curt Warner	1041	198	5.3	8
1983	D.J. Dozier	1002	174	5.8	7
1984	D.J. Dozier	691	125	5.5	4
1985	D.J. Dozier	723	154	4.7	4
1986	D.J. Dozier	811	171	4.7	10
1987	Blair Thomas	1414	268	5.3	11
1988	Gary Brown	689	136	5.1	6
1989	Blair Thomas	1341	264	5.1	5
1990	Leroy Thompson	573	152	3.8	8
1991	Richie Anderson	779	152	5.1	10
1992	Richie Anderson	900	195	4.6	18
1993	Ki-Jana Carter	1026	155	6.6	7
1994	Ki-Jana Carter	1539	198	7.8	23
1995	Curtis Enis	683	113	6.0	4
1996	Curtis Enis	1210	224	5.4	13
1997	Curtis Enis	1363	228	6.0	19
1998	Eric McCoo	822	127	6.5	3
1999	Eric McCoo	739	148	5.0	4
2000	Eric McCoo	692	140	4.9	5
2001	Larry Johnson	337	71	4.7	2
2002	Larry Johnson	2087	271	7.7	20
2003	Austin Scott	436	100	4.4	5
2004	Tony Hunt	777	169	4.6	7
2005	Tony Hunt	1047	174	6.0	6
2006	Tony Hunt	1386	277	5.0	11
2007	Rodney Kinlaw	1329	243	5.5	10
2008	Evan Royster	1236	191	6.5	12
2009	Evan Royster	1169	205	5.7	6

GAME RUSHING YARDAGE

Yards	Att.	TD	
327	28	4	Larry Johnson at Indiana, 2002
279	31	1	Larry Johnson vs. Illinois, 2002
279	19	4	Larry Johnson vs. Michigan State, 2002
257	23	2	Larry Johnson vs. Northwestern, 2002
256	26	1	Curt Warner at Syracuse, 1981
250	—	—	Shorty Miller vs. Carnegie Tech, 1913
243	14	2	Bob Pollard at Rutgers, 1951
241	27	3	Curtis Enis vs. Southern California, 1996
239	24	2	Bob Campbell vs. Syracuse, 1968
238	28	0	Curt Warner at Nebraska, 1981
227	27	5	Ki-Jana Carter vs. Michigan State, 1994
225	23	2	Matt Suhey vs. Army, 1979
220	41	3	John Cappelletti vs. North Carolina State, 1973
214	35	1	Blair Thomas vs. Notre Dame, 1987
211	29	2	Lydell Mitchell at Iowa, 1971
211	23	1	Curtis Enis vs. Ohio State, 1997
211	22	0	Eric McCoo vs. Ohio State, 1999
210	20	3	Ki-Jana Carter at Minnesota, 1994
209	24	5	Lydell Mitchell vs. Maryland, 1971
208	24	2	Shelly Hammonds at Boston College, 1990
206	28	1	Eric McCoo vs. Michigan State, 1998
204	25	4	John Cappelletti vs. Ohio U., 1973
202	37	0	John Cappelletti at Maryland, 1973

TOP 10 CAREER RUSHERS

Season	Yards	Att.	Avg.	TD	Season	Yards	Att.	Avg.	TD
Curt Warner					Larry Johnson				
1979	391	84	4.7	2	1999	171	43	3.9	1
1980	922	196	4.7	6	2000	358	75	4.8	3
1981	1044	171	6.1	8	2001	337	71	4.7	2
1982	1041	198	5.3	8	2002	2087	271	7.7	20
Career	3398	649	5.2	24	Career	2953	460	6.4	26
Tony Hunt					Lydell Mitchell				
2003	110	34	3.2	1	1969	616	113	5.5	6
2004	777	169	4.6	7	1970	751	134	5.6	6
2005	1047	174	6.0	6	1971	1567	254	6.2	26
2006	1386	277	5.0	11	Career	2934	501	5.9	38
Career	3320	654	5.1	25	Evan Royster				
Blair Thomas					2007	513	82	6.3	5
1985	42	14	3.0	0	2008	1236	191	6.5	12
1986	504	60	8.4	5	2009	1169	205	5.7	6
1987	1414	268	5.3	11	Career	2918	478	6.1	23
1989	1341	264	5.1	5	Ki-Jana Carter				
Career	3301	606	5.4	21	1992	264	42	6.3	4
Curtis Enis					1993	1026	155	6.6	11
1995	683	113	6.0	4	1994	1539	198	7.8	23
1996	1210	224	5.4	13	Career	2829	395	7.2	38
1997	1363	228	6.0	19	Matt Suhey				
Career	3256	565	5.8	36	1976	487	125	3.9	5
D.J. Dozier					1977	638	139	4.6	8
1983	1002	174	5.8	7	1978	720	184	3.9	7
1984	691	125	5.5	4	1979	973	185	5.3	6
1985	723	154	4.7	4	Career	2818	633	4.5	26
1986	811	171	4.7	10					
Career	3227	624	5.2	25					

CAREER 1,000 YARD RUSHERS

	Yards	Att.	TD
1. Curt Warner, 1979-82	3398	649	24
2. Tony Hunt, 2003-06	3320	654	25
3. Blair Thomas, 1985-87, 89	3301	606	21
4. Curtis Enis, 1995-97	3256	565	36
5. D.J. Dozier, 1983-86	3227	624	25
6. Larry Johnson, 1999-2002	2953	460	26
7. Lydell Mitchell, 1969-71	2934	501	38
8. Evan Royster, 2007-present	2918	478	23
9. Ki-Jana Carter, 1992-94	2829	395	34
10. Matt Suhey, 1976-79	2818	633	26
11. John Cappelletti, 1972-73	2639	519	29
12. Eric McCoo, 1998-2001	2518	497	18
13. Lenny Moore, 1953-55	2380	382	23
14. Charlie Pittman, 1967-69	2236	454	30
15. Booker Moore, 1977-80	2072	448	20
16. Jon Williams, 1980-83	2042	399	14
17. Franco Harris, 1969-71	2002	380	24
18. Richie Anderson, 1989-92	1756	363	29
19. Mike Archie, 1992-95	1694	305	14
20. Rodney Kinlaw, 2004-07	1657	323	12
21. Michael Robinson, 2002-05	1637	369	20
22. Fran Rogel, 1947-49	1496	372	15
23. Roger Kochman, 1959-62	1485	264	12
24. Bob Campbell, 1966-68	1480	242	14
25. Tom Donchez, 1971-74	1422	296	11
26. Steve Geise, 1975-77	1362	313	11
27. Gary Brown, 1987-90	1321	260	11
28. Steve Smith, 1983-86	1246	265	11
29. Leroy Thompson, 1987-90	1215	334	12
30. Aaron Harris, 1996-99	1166	241	19
31. Stephen Pitts, 1992-95	1156	215	5
32. Mike Guman, 1976-79	1130	276	12
33. Tony Mumford, 1981-84	1103	245	8
34. Tim Manoa, 1983-86	1098	223	5
35. Bob Torrey, 1976-78	1095	222	3
36. Duane Taylor, 1973-77	1060	228	10
37. Woody Petchel, 1973-75	1058	257	14



► Ki-Jana Carter

100 YARDS RUSHING IN A GAME

► By Two Players

- Chuck Peters (156), Steve Rollins (122) vs. Syracuse, 1938
- Larry Cooney (144), Floyd Lang (118) at Bucknell, 1945
- Ted Shattuck (160), Paul Anders (123) vs. Boston U., 1951
- Bob Pollard (243), Paul Anders (126) at Rutgers, 1951
- Lenny Moore (143), Billy Kane (133) at Pennsylvania, 1954
- Buddy Torris (144), Roger Kochman (133) vs. Holy Cross, 1961
- Bob Campbell (112), Charlie Pittman (106) vs. Kansas State, 1968
- Franco Harris (107), Charlie Pittman (104) at Pittsburgh, 1969
- Franco Harris (133), Lydell Mitchell (112) vs. Ohio U., 1970
- Lydell Mitchell (211), Franco Harris (145) at Iowa, 1971
- Lydell Mitchell (177), Franco Harris (104) vs. TCU, 1971
- Lydell Mitchell (209), Walt Addie (117) vs. Maryland, 1971
- Steve Geise (110), Mike Guman (107) vs. Army, 1976
- Steve Geise (145), Mike Guman (102) vs. North Carolina State, 1976
- Steve Geise (108), Matt Suhey (105) vs. Utah State, 1977
- Matt Suhey (225), Booker Moore (103) vs. Army, 1979
- Booker Moore (166), Matt Suhey (124) vs. West Virginia, 1979
- Mike Meade (107), Curt Warner (105) vs. Boston College, 1981
- Tony Mumford (128), David Clark (113) vs. William & Mary, 1984
- D.J. Dozier (143), Steve Smith (126) vs. Boston College, 1984
- Blair Thomas (154), John Greene (124) vs. Cincinnati, 1987
- Blair Thomas (115), Gerry Collins (104) at Syracuse, 1989
- Leroy Thompson (125), Gary Brown (105) vs. Temple, 1990
- Richie Anderson (129), Brian O'Neal (105) vs. Pittsburgh, 1992
- Mike Archie (107), Ki-Jana Carter (104) vs. Southern California, 1993
- Ki-Jana Carter (159), Mike Archie (120) at Maryland, 1993
- Tony Hunt (137), Austin Scott (116) vs. Akron, 2004
- Tony Hunt (114), Michael Robinson (112) vs. Minnesota, 2005
- Tony Hunt (151), Michael Robinson (125) vs. Wisconsin, 2005
- Stephfon Green (120), Evan Royster (105) at Illinois, 2009

100 YARDS RUSHING IN A GAME

► By Three Players

- Bill Rettig (109), Dave McNaughton (105), Mike Irwin (100) at Maryland, 1965
- Franco Harris (136), Lydell Mitchell (120), Charlie Pittman (106) vs. Boston College, 1969

LONGEST RUNS

Yards	Player
92*	Duane Taylor (14) & Dan Natale (78) at Syracuse, 1973
92**	Blair Thomas vs. Syracuse, 1986
90	Bill Suter at Navy, 1894
87	Bob Campbell vs. Syracuse, 1968
86	Bob Riggles at West Virginia, 1964
84	Chafie Fields vs. Texas, 1997 Fiesta
84	Larry Johnson vs. Illinois, 2002
83	Ki-Jana Carter vs. Oregon, 1995 Rose
80	Chuck Peters vs. Syracuse, 1938
80	Ron Younker at Indiana, 1954
80	Lenny Moore at Rutgers, 1955
80	Kevin Baugh vs. Colgate, 1980
80	David Clark vs. William & Mary, 1984
80	Gary Brown at Syracuse, 1987
80	Ki-Jana Carter at Minnesota, 1994
80	Ki-Jana Carter at Indiana, 1994
79	Sparky Brown vs. Bucknell, 1942
79	Lenny Moore at Pittsburgh, 1953
78	Shorty Miller vs. Carnegie Tech, 1912
78	Elwood Petchel at Fordham, 1947
78	Curtis Enis vs. Wisconsin, 1997
78	Larry Johnson vs. Michigan State, 2002
77**	Dick Jones at Boston U., 1953
77	Cordell Mitchell vs. Bowling Green, 1998
77**	Eric McCoo vs. Purdue, 1998
77	Tony Hunt vs. Akron, 2004
76**	David Clark at Rutgers, 1985
75	Bob Higgins at Pittsburgh, 1919
75	Bob Pollard at Rutgers, 1951
75	John Sacca vs. Cincinnati, 1991
73**	Walt Addie vs. Maryland, 1972
72	Harry Wilson vs. Navy, 1923
71	Bob Pollard at Rutgers, 1951
71	Lydell Mitchell vs. Maryland, 1969

*Fumble recovery; **non-scoring play.

Special Note:

- 109 Fritz Barrett vs. Geneva, 1911 (field measured 110 yards in length at that time)

► Class Breakdown

- By a senior:** 90, Bill Suter at Navy, 1894
- By a junior:** 86, Bob Riggles at West Virginia, 1964
- By a sophomore:** 92, Blair Thomas vs. Syracuse, 1986
- By a freshman:** 80, Kevin Baugh vs. Colgate, 1980; Gary Brown at Syracuse, 1987

100-YARD RUSHING GAMES

Yards Att. TD Game, Season

Curt Warner (18)

100	12	2	vs. Rutgers, 1979
149	10	2	vs. Colgate, 1980
100	22	2	at Maryland, 1980
146	24	0	vs. Miami (Fla.), 1980
155	18	1	vs. Ohio State, 1980 Fiesta
122	17	3	vs. Cincinnati, 1981
238	28	0	at Nebraska, 1981
117	22	2	vs. Temple, 1981
105	22	2	vs. Boston College, 1981
256	26	1	at Syracuse, 1981
104	21	0	at Pittsburgh, 1981
145	26	2	vs. Southern Cal, 1981 Fiesta
148	25	2	vs. Syracuse, 1982
183	28	3	at Boston College, 1982
106	19	2	vs. North Carolina State, 1982
143	25	0	at Notre Dame, 1982
118	22	0	vs. Pittsburgh, 1982
117	18	2	vs. Georgia, 1983 Sugar

Ki-Jana Carter (17)

120	15	1	vs. Minnesota, 1993
104	21	0	vs. Southern California, 1993
144	19	1	at Iowa, 1993
159	13	3	at Maryland, 1993
127	19	0	vs. Michigan, 1993
123	24	0	at Ohio State, 1993
138	23	2	vs. Indiana, 1993
210	20	3	at Minnesota, 1994
119	17	1	vs. Southern California, 1994
122	15	3	vs. Rutgers, 1994
165	26	0	at Michigan, 1994
137	19	4	vs. Ohio State, 1994
192	20	1	at Indiana, 1994
110	22	2	at Illinois, 1994
107	12	3	vs. Northwestern, 1994
227	27	5	vs. Michigan State, 1994
156	21	3	vs. Oregon, 1995 Rose

Curtis Enis (17)

132	14	3	vs. Temple, 1995
145	15	0	at Rutgers, 1995
146	25	0	vs. Ohio State, 1995
241	27	3	vs. Southern California, 1996
104	23	1	vs. Louisville, 1996
115	28	2	at Wisconsin, 1996
167	21	1	vs. Northwestern, 1996
114	21	1	at Michigan, 1996
165	28	1	vs. Michigan State, 1996
108	14	2	at Illinois, 1997
211	23	1	vs. Ohio State, 1997
112	26	2	vs. Minnesota, 1997
153	27	1	at Northwestern, 1997
103	18	1	vs. Michigan, 1997
186	37	3	at Purdue, 1997
138	17	2	vs. Wisconsin, 1997
106	16	1	at Michigan State, 1997

Blair Thomas (17)

132	3	1	vs. Syracuse, 1986
154	22	1	vs. Cincinnati, 1987
164	30	1	at Boston College, 1987
167	24	2	vs. Temple, 1987
116	20	3	vs. Rutgers, 1987
181	36	1	vs. West Virginia, 1987
138	25	1	Maryland at Baltimore, 1987
214	35	1	vs. Notre Dame, 1987
138	21	2	vs. Temple, 1989
118	27	0	vs. Boston College, 1989
115	17	1	at Syracuse, 1989
160	35	0	vs. Alabama, 1989
150	32	0	vs. West Virginia, 1989
125	26	0	Maryland at Baltimore, 1989
133	26	2	vs. Notre Dame, 1989
131	30	0	at Pittsburgh, 1989
186	35	1	vs. Brigham Young, 1989 Holiday

Yards Att. TD Game, Season

Tony Hunt (15)

137	8	1	vs. Akron, 2004
125	16	3	vs. UCF, 2004
140	15	1	vs. South Florida, 2005
114	21	2	vs. Minnesota, 2005
102	14	0	at Michigan, 2005
129	24	0	vs. Purdue, 2005
151	24	2	vs. Wisconsin, 2005
143	18	1	vs. Youngstown State, 2006
135	24	0	at Ohio State, 2006
137	28	3	vs. Northwestern, 2006
144	31	2	at Minnesota, 2006
142	31	1	at Purdue, 2006
167	16	3	vs. Temple, 2006
130	29	0	vs. Michigan State, 2006
158	31	0	vs. Tennessee, 2007 Outback

Lydell Mitchell (15)

123	19	1	at Kansas State, 1969
120	13	0	vs. Boston College, 1969
114	6	1	vs. Maryland, 1969
147	19	1	vs. Navy, 1970
112	18	3	vs. Ohio U., 1970
110	14	0	vs. Pittsburgh, 1970
103	16	4	at Navy, 1971
211	29	2	at Iowa, 1971
161	22	2	vs. Army, 1971
177	22	4	vs. TCU, 1971
128	24	2	at West Virginia, 1971
209	24	5	vs. Maryland, 1971
129	29	4	vs. North Carolina State, 1971
181	21	3	at Pittsburgh, 1971
146	27	0	vs. Texas, 1972 Cotton

John Cappelletti (13)

124	21	1	at Illinois, 1972
162	24	1	vs. Syracuse, 1972
154	34	0	at West Virginia, 1972
129	22	1	vs. North Carolina State, 1972
107	22	2	at Boston College, 1972
104	23	1	at Navy, 1973
187	34	2	at Air Force, 1973
151	17	0	vs. Army, 1973
130	24	4	vs. West Virginia, 1973
202	37	0	at Maryland, 1973
220	41	3	vs. North Carolina State, 1973
204	25	4	vs. Ohio U., 1973
161	37	1	vs. Pittsburgh, 1973

Lenny Moore (12)

125	16	1	vs. TCU, 1953
109	11	2	vs. Fordham, 1953
120	13	1	at Pittsburgh, 1953
124	17	1	at Illinois, 1954
123	13	2	vs. Virginia, 1954
139	17	1	vs. West Virginia, 1954
109	19	1	at TCU, 1954
143	15	3	at Pennsylvania, 1954
126	9	2	vs. Holy Cross, 1954
171	12	2	vs. Rutgers, 1954
146	22	1	vs. Syracuse, 1955
179	9	3	at Rutgers, 1955

Evan Royster (12)

126	21	1	vs. Purdue, 2007
141	17	3	vs. Oregon State, 2008
101	13	0	at Syracuse, 2008
139	19	0	vs. Illinois, 2008
141	18	1	at Purdue, 2008
174	18	1	vs. Michigan, 2008
134	19	1	vs. Temple, 2009
105	17	1	at Illinois, 2009
137	23	0	vs. Minnesota, 2009
100	20	0	at Michigan, 2009
118	15	1	at Northwestern, 2009
114	13	0	at Michigan State, 2009

Yards Att. TD Game, Season

D.J. Dozier (11)

102	8	0	vs. Iowa, 1983
107	27	0	at Temple, 1983
196	27	2	at Rutgers, 1983
163	17	1	vs. Alabama, 1983
113	16	1	at Boston College, 1983
159	22	1	vs. Syracuse, 1984
108	20	1	at West Virginia, 1984
143	21	1	vs. Boston College, 1984
125	17	0	vs. West Virginia, 1985
112	20	1	at Cincinnati, 1985
111	25	2	vs. Maryland, 1986

Charlie Pittman (10)

137	24	1	vs. West Virginia, 1967
106	15	3	at Maryland, 1967
124	19	0	vs. Florida State, 1967 Gator
161	18	1	vs. Navy, 1968
106	25	1	vs. Kansas State, 1968
125	25	1	at West Virginia, 1968
123	26	3	vs. Miami (Fla.), 1968
177	19	2	at Navy, 1969
106	24	0	vs. Boston College, 1969
104	25	2	at Pittsburgh, 1969

Eric McCoo (9)

163	18	0	vs. Purdue, 1998
127	11	1	vs. Northwestern, 1998
206	28	1	vs. Michigan State, 1998
130	13	1	at Iowa, 1999
211	22	0	vs. Ohio State, 1999
107	16	0	vs. Minnesota, 1999
131	17	1	vs. Louisiana Tech, 2000
106	16	0	vs. Purdue, 2000
102	9	0	at Michigan, 2000

Richie Anderson (8)

100	15	1	vs. West Virginia, 1991
136	26	2	vs. Notre Dame, 1991
167	27	2	at Pittsburgh, 1991
103	12	2	vs. Temple, 1992
138	20	3	vs. Maryland, 1992
116	27	1	vs. Miami (Fla.), 1992
133	24	3	at West Virginia, 1992
129	18	1	vs. Pittsburgh, 1992

Larry Johnson (8)

123	19	2	vs. Nebraska, 2002
147	17	2	vs. Louisiana Tech, 2002
111	14	1	at Wisconsin, 2002
257	23	2	vs. Northwestern, 2002
279	31	1	vs. Illinois, 2002
188	31	1	vs. Virginia, 2002
327	28	4	at Indiana, 2002
279	19	4	vs. Michigan State, 2002

Matt Suhey (8)

119	23	1	vs. Stanford, 1976
100	13	2	at Rutgers, 1977
105	21	0	vs. Utah State, 1977
225	23	2	vs. Army, 1979
124	20	0	vs. West Virginia, 1979
110	27	0	vs. Miami (Fla.), 1979
111	13	1	vs. Pittsburgh, 1979
112	19	0	vs. Tulane, 1979 Liberty

Bob Campbell (6)

137	14	2	at Pittsburgh, 1966
112	18	1	vs. Kansas State, 1968
104	17	2	vs. Army, 1968
104	17	0	at Pittsburgh, 1968
239	24	2	vs. Syracuse, 1968
101	18	0	vs. Kansas, 1969 Orange

2010 PENN STATE SPRING FOOTBALL

PENN STATE SINCE 2006: 2 BIG TEN TITLES • 51 WINS • 4 NEW YEAR'S BOWLS • 4 BOWL WINS • 8 FIRST TEAM ALL-AMERICANS • 13 ACADEMIC ALL-AMERICANS

Yards Att. TD Game, Season

Rodney Kinlaw (6)

129 23 1 vs. Buffalo, 2007
 168 28 2 vs. Iowa, 2007
 115 23 1 vs. Wisconsin, 2007
 168 27 1 at Temple, 2007
 125 28 2 at Michigan State, 2007
 143 21 0 vs. Texas A&M, 2007 Alamo

Franco Harris (5)

136 22 3 vs. Boston College, 1969
 107 13 1 at Pittsburgh, 1969
 133 19 1 vs. Ohio U., 1970
 145 28 4 at Iowa, 1971
 104 17 1 vs. TCU, 1971

Mike Archie (4)

107 10 0 vs. Southern California, 1993
 120 11 1 at Maryland, 1993
 134 30 2 vs. Illinois, 1993
 173 27 2 at Northwestern, 1993

Tom Donchez (4)

119 29 0 vs. Stanford, 1974
 166 35 0 vs. Navy, 1974
 120 24 1 vs. Syracuse, 1974
 116 25 1 vs. Baylor, 1975 Cotton

Steve Geise (4)

110 16 0 vs. Army, 1976
 145 12 1 vs. North Carolina State, 1976
 108 23 1 vs. Utah State, 1977
 111 26 1 vs. Arizona State, 1977 Fiesta

Roger Kochman (4)

111 8 1 at West Virginia, 1959
 105 14 1 vs. Syracuse, 1961
 107 21 1 vs. California, 1961
 133 26 3 vs. Holy Cross, 1961

Dave McNaughton (4)

137 27 2 at Syracuse, 1965
 116 22 1 at California, 1965
 112 22 1 vs. Kent State, 1965
 105 21 1 at Maryland, 1965

Booker Moore (4)

103 24 1 vs. Army, 1979
 166 18 3 vs. West Virginia, 1979
 100 11 0 vs. Syracuse, 1980
 112 21 0 at West Virginia, 1980

Fran Rogel (4)

117 16 1 vs. West Virginia, 1947
 110 30 0 at Pittsburgh, 1948
 110 21 0 at Washington State, 1948
 112 26 2 at West Virginia, 1949

Austin Scott (4)

100 21 3 vs. Kent State, 2003
 116 11 2 vs. Akron, 2004
 110 26 2 vs. Florida State, 2006 Orange
 116 28 2 vs. Notre Dame, 2007

Jon Williams (4)

140 27 1 vs. West Virginia, 1981
 192 27 1 vs. Notre Dame, 1981
 196 27 2 vs. West Virginia, 1983
 107 9 1 vs. Brown, 1983

Chuck Peters (3)

156 11 2 vs. Syracuse, 1938
 102 20 0 vs. Pittsburgh, 1939
 105 17 1 at Lehigh, 1940

Stephen Pitts (3)

132 12 0 at Iowa, 1995
 164 17 0 vs. Michigan, 1995
 118 15 0 vs. Auburn, 1996 Outback

Tom Urbanik (3)

109 29 2 vs. Maryland, 1964
 122 19 1 at Houston, 1964
 107 20 2 vs. Pittsburgh, 1964

Yards Att. TD Game, Season

Paul Anders (2)

123 17 0 vs. Boston U., 1951
 126 22 0 at Rutgers, 1951

Gary Brown (2)

102 17 1 vs. Maryland, 1988
 105 16 1 vs. Temple, 1990

David Clark (2)

113 6 1 vs. William & Mary, 1984
 107 9 0 at Rutgers, 1985

Bruce Gilmore (2)

110 13 2 vs. Boston U., 1956
 145 19 2 vs. Marquette, 1958

Stephfon Green (2)

132 9 1 vs. Temple, 2008
 120 13 1 at Illinois, 2009

Mike Guman (2)

107 25 4 vs. Army, 1976
 102 9 1 vs. North Carolina State, 1976

Billy Kane (2)

133 7 1 at Pennsylvania, 1954
 130 20 1 vs. West Virginia, 1956

Tony Orsini (2)

105 21 1 vs. Temple, 1950
 109 17 1 vs. Rutgers, 1950

Woody Petchel (2)

120 29 1 vs. West Virginia, 1975
 139 24 2 vs. Army, 1975

Johnny Petrella (2)

119 21 2 vs. West Virginia, 1940
 110 23 2 at South Carolina, 1941

Michael Robinson (2)

112 18 0 vs. Minnesota, 2005
 125 16 0 vs. Wisconsin, 2005

Leroy Thompson (2)

125 18 1 vs. Temple, 1990
 132 26 1 vs. Maryland, 1990

Bob Torrey (2)

105 14 0 vs. West Virginia, 1977
 107 9 0 vs. Arizona State, 1977 Fiesta

Buddy Torris (2)

108 21 1 at West Virginia, 1961
 144 22 2 vs. Holy Cross, 1961

Wally Triplett (2)

154 8 1 at Syracuse, 1948
 105 9 1 vs. West Virginia, 1948

Harry "Lighthouse" Wilson (2)

115 16 1 vs. Navy, 1923
 162 34 1 at Pennsylvania, 1923

Don Abbey

119 18 3 at Boston College, 1967

Walt Addie

117 8 1 vs. Maryland, 1971

Punk Berryman

160 17 0 at Harvard, 1915

Pat Botula

122 27 0 at Nebraska, 1958

Sparky Brown

108 13 2 vs. Syracuse, 1942

Joel Coles

151 12 0 vs. North Carolina State, 1980

Gerry Collins

104 19 0 at Syracuse, 1989

Larry Cooney

144 4 1 at Bucknell, 1945

Yards Att. TD Game, Season

Tom Donovan

113 10 1 vs. Stanford, 1975

Jeff Durkota

102 3 2 at Fordham, 1947

Chris Eberly

110 15 1 at Indiana, 1996

Chafie Fields

110 3 1 vs. Arizona, 1999

John Greene

124 11 2 vs. Cincinnati, 1987

Shelly Hammonds

208 24 2 at Boston College, 1990

Aaron Harris

152 11 1 vs. Iowa, 1996

Mike Irwin

100 6 1 at Maryland, 1965

Larry Joe

112 5 3 vs. Bucknell, 1946

Dick Jones

101 5 2 at Boston U., 1953

Floyd Lang

118 — 2 at Bucknell, 1945

Dan Lucyk

133 23 0 vs. California, 1966

Mike Meade

107 13 1 vs. Boston College, 1981

Shorty Miller

250 — 5 vs. Carnegie Tech, 1913

Zack Mills

138 15 1 vs. Ohio State, 2001

Cordell Mitchell

104 6 2 vs. Bowling Green, 1998

J.T. Morris

145 13 2 vs. Cincinnati, 1991

Tony Mumford

128 16 1 vs. William & Mary, 1984

Brian O'Neal

105 14 4 vs. Pittsburgh, 1992

Elwood Petchel

115 20 0 at Pittsburgh, 1946

Bob Pollard

243 14 2 at Rutgers, 1951

Bill Rettig

109 16 0 at Maryland, 1965

Bob Riggle

172 13 2 at West Virginia, 1964

Steve Rollins

122 16 0 vs. Syracuse, 1938

Tony Sacca

113 6 0 vs. Pittsburgh, 1990

Ted Shattuck

160 21 0 vs. Boston U., 1951

Steve Smith

126 23 2 vs. Boston College, 1984

Duane Taylor

113 16 0 at Ohio State, 1975

Joe Tepsic

135 15 1 vs. Syracuse, 1945

PASSING RECORDS

► PASSING YARDAGE

Game: 399
Zack Mills vs. Iowa, 2002.

By a senior: 366
Mike McQueary vs. Pittsburgh, 1997.

By a junior: 352
Kerry Collins at Michigan State, 1993.

By a sophomore: 399
Zack Mills vs. Iowa, 2002.

By a freshman: 280
Zack Mills vs. Ohio State;
vs. Southern Mississippi, 2001.

First Half: 254
Daryll Clark vs. Akron, 2009.

Second Half: 310
Zack Mills vs. Iowa, 2002.

Consecutive Games: 686
Zack Mills vs. Iowa (399) and
at Wisconsin (287), 2002.

Season: 3003
Daryll Clark, 2009.

By a senior: 3003
Daryll Clark, 2009.

By a junior: 2592
Daryll Clark, 2008.

By a sophomore: 2417
Zack Mills, 2002.

By a freshman: 1669
Zack Mills, 2001.

Career: 7212
Zack Mills, 2001-04.

► COMPLETIONS

Game: 33
Wally Richardson vs. Wisconsin, 1995.

Season: 234
Anthony Morelli, 2007.

Career: 606
Zack Mills, 2001-04.

Consecutive: 14
Kerry Collins at Minnesota, 1994.

► COMPLETION PERCENTAGE

Game: 91.7
Pete Liske at Oregon, 1963.

Season: 66.7
Kerry Collins, 1994.

Career: 56.3
Kerry Collins, 1991-94.

► PASS ATTEMPTS

Game: 54
Kerry Collins at Brigham Young, 1992.

Season: 402
Anthony Morelli, 2007.

Career: 1082
Zack Mills, 2001-04.

► YARDS PER ATTEMPT

Season: 10.15
Kerry Collins, 1994.

Career: 8.69
John Hufnagel, 1970-72.

► TOUCHDOWNS

Game: 5
Tony Sacca vs. Georgia Tech, 1991;
Rashard Casey vs. Louisiana Tech, 2000.

Season: 24
Daryll Clark, 2009.

Career: 43
Daryll Clark, 2006-09.

► TOUCHDOWN PASS IN CONSECUTIVE GAMES

In One Season: 11
Kerry Collins, 1994.

Over Two Seasons: 14
Kerry Collins, 1993-94.

► INTERCEPTIONS

Game: 4
Rich Lucas at Illinois, 1959;
Bob Parsons vs. Syracuse, 1970;
Todd Blackledge at Alabama, 1982;
Zack Mills at Boston College, 2004.

Season: 15
Vince O'Bara, 1950.

Career: 41
Todd Blackledge, 1980-82.

► PASSING EFFICIENCY RATING

Season: 172.86
Kerry Collins, 1994.

Career: 145.57
Mike McQueary, 1994-97.

CAREER LEADERS



Zack Mills
7212 yards



Tony Sacca
5869 yards



Daryll Clark
5742 yards


CAREER PASSING YARDAGE

Yards	Att.	Cmp.	TD	Int.	
7212	1082	606	41	39	Zack Mills, 2001-04
5869	824	401	41	24	Tony Sacca, 1988-91
5742	738	444	43	16	Daryll Clark, 2006-09
5382	665	371	37	32	Chuck Fusina, 1975-78
5304	657	370	39	21	Kerry Collins, 1991-94
5275	821	460	31	19	Anthony Morelli, 2004-07
4812	658	341	41	41	Todd Blackledge, 1980-82
4419	692	378	27	14	Wally Richardson, 1992, 94-96
3710	495	263	19	17	Kevin Thompson, 1996-99
3545	408	225	26	17	John Hufnagel, 1970-72
3531	505	248	23	21	Michael Robinson, 2002-05
3469	547	262	18	24	John Shaffer, 1983-86
3046	459	242	20	13	Rashard Casey, 1997-2000
2966	438	202	24	20	Doug Strang, 1981-84
2886	365	188	28	12	Tom Shuman, 1972-74
2730	307	171	22	11	Mike McQueary, 1994-97

SEASON PASSING YARDAGE

Yards	Att.	Cmp.	TD	Int.	
3003	381	232	24	10	Daryll Clark, 2009
2679	264	176	21	7	Kerry Collins, 1994
2651	402	234	19	10	Anthony Morelli, 2007
2592	321	192	19	6	Daryll Clark, 2008
2488	292	169	21	5	Tony Sacca, 1991
2424	386	208	11	8	Anthony Morelli, 2006
2417	333	188	17	10	Zack Mills, 2002
2350	311	162	17	10	Michael Robinson, 2005
2221	246	142	15	9	Chuck Fusina, 1977
2218	292	161	22	14	Todd Blackledge, 1982
2211	255	146	17	9	Mike McQueary, 1997
2198	335	193	18	6	Wally Richardson, 1995
2039	216	115	15	8	John Hufnagel, 1972
2001	309	163	14	8	Rashard Casey, 2000
1944	259	134	19	7	Doug Strang, 1983
1916	242	133	13	9	Kevin Thompson, 1999
1866	249	122	10	9	Tony Sacca, 1990
1859	242	137	11	12	Chuck Fusina, 1978
1732	279	145	7	8	Wally Richardson, 1996
1722	268	155	9	12	Zack Mills, 2004
1691	226	121	6	8	Kevin Thompson, 1998

► Kerry Collins



SEASON LEADERS

Season	Player	Yards	Att.	Cmp.	Int.	TD
1946	Elwood Petchel	287	37	16	4	2
1947	Elwood Petchel	353	38	18	3	5
1948	Elwood Petchel	628	100	48	11	9
1949	Owen Dougherty	281	28	12	5	3
1950	Vince O'Bara	640	103	38	15	3
1951	Bob Szajna	528	86	41	7	3
1952	Tony Rados	937	186	93	10	8
1953	Tony Rados	1025	171	81	12	8
1954	Don Bailey	393	80	33	2	5
1955	Bobby Hoffman	355	53	25	7	1
1956	Milt Plum	675	75	40	7	6
1957	Al Jacks	673	103	53	3	5
1958	Rich Lucas	483	80	36	4	3
1959	Rich Lucas	913	117	58	8	5
1960	Galen Hall	448	89	39	5	5
1961	Galen Hall	951	97	50	5	8
1962	Pete Liske	1037	162	91	4	12
1963	Pete Liske	1117	161	87	5	10
1964	Gary Wydman	832	149	70	6	1
1965	Jack White	1275	205	98	14	6
1966	Tom Sherman	943	135	58	4	6
1967	Tom Sherman	1616	205	104	9	13
1968	Chuck Burkhardt	1170	177	87	7	6
1969	Chuck Burkhardt	805	114	59	9	1
1970	Mike Cooper	429	64	32	6	4
1971	John Hufnagel	1185	136	86	6	10
1972	John Hufnagel	2039	216	115	8	15
1973	Tom Shuman	1375	161	83	5	13
1974	Tom Shuman	1355	183	97	6	12
1975	John Andress	991	149	71	4	2
1976	Chuck Fusina	1260	168	88	10	11
1977	Chuck Fusina	2221	246	142	9	15
1978	Chuck Fusina	1859	242	137	12	11
1979	Dayle Tate	1179	176	92	11	8
1980	Todd Blackledge	1037	159	76	13	7
1981	Todd Blackledge	1557	207	104	14	12
1982	Todd Blackledge	2218	292	161	14	22
1983	Doug Strang	1944	259	134	7	19
1984	Doug Strang	840	148	57	10	5
1985	John Shaffer	1366	228	103	10	8
1986	John Shaffer	1510	204	114	4	9
1987	Matt Knizner	1478	223	113	12	7
1988	Tony Sacca	821	146	54	5	4
1989	Tony Sacca	694	137	56	5	6
1990	Tony Sacca	1866	249	122	9	10
1991	Tony Sacca	2488	292	169	5	21
1992	John Sacca	1118	155	81	3	9
1993	Kerry Collins	1605	250	127	11	13
1994	Kerry Collins	2679	264	176	7	21
1995	Wally Richardson	2198	335	193	6	18
1996	Wally Richardson	1732	279	145	8	7
1997	Mike McQueary	2211	255	146	9	17
1998	Kevin Thompson	1691	226	121	8	6
1999	Kevin Thompson	1916	242	133	9	13
2000	Rashard Casey	2001	309	163	8	14
2001	Zack Mills	1669	230	127	12	9
2002	Zack Mills	2417	333	188	10	17
2003	Zack Mills	1404	251	136	5	6
2004	Zack Mills	1722	208	155	12	9
2005	Michael Robinson	2350	311	162	10	17
2006	Anthony Morelli	2424	386	208	8	11
2007	Anthony Morelli	2651	402	234	10	19
2008	Daryll Clark	2592	321	192	6	19
2009	Daryll Clark	3003	381	232	10	24

GAME PASSING YARDAGE

Yards	Att.	Cmp.	TD	Int.	
399	44	23	4	2	Zack Mills vs. Iowa, 2002
379	53	22	2	0	Michael Robinson vs. Wisconsin, 2003
366	36	21	2	0	Mike McQueary vs. Pittsburgh, 1997
358	41	26	2	2	Todd Blackledge at Miami (Fla.), 1981
353	40	29	3	1	Daryll Clark vs. Akron, 2009
352	42	23	3	1	Kerry Collins at Michigan State, 1993
341	26	16	4	0	Daryll Clark vs. Michigan State, 2008
328	16	14	2	0	Kerry Collins vs. Rutgers, 1994
317	54	28	1	0	Kerry Collins at Brigham Young, 1992
315	36	22	2	2	Chuck Fusina at N.C. State, 1977
310	27	19	4	0	Daryll Clark at Michigan State, 2009
303	37	21	3	0	John Sacca at Rutgers, 1992
302	51	27	1	1	Rashard Casey vs. Iowa, 2000
300	38	24	1	1	Kerry Collins at Illinois, 1994
298	38	21	1	3	Anthony Morelli at Illinois, 2007
295	39	23	3	1	Todd Blackledge vs. Nebraska, 1982
295	38	23	3	0	Anthony Morelli vs. Florida International, 2007
293	27	15	4	1	Chuck Fusina vs. Syracuse, 1978
293	49	29	1	0	Zack Mills vs. Purdue, 2004
292	22	16	1	0	Tony Sacca vs. Boston College, 1991
290	30	14	1	1	John Hufnagel vs. Maryland, 1972
289	24	16	1	1	Kerry Collins vs. Michigan State, 1994
288	41	20	1	1	John Sacca vs. Boston College, 1992
288	33	19	0	1	Anthony Morelli vs. Northwestern, 2006
287	37	21	0	1	Zack Mills at Wisconsin, 2002
287	32	21	1	0	Daryll Clark vs. Minnesota, 2009
286	29	19	2	0	Chuck Fusina vs. Maryland, 1977
286	19	12	3	1	Kerry Collins at Temple, 1994

TOP 10 CAREER PASSERS

Season	Yards	Att.	Cmp.	Int.	TD	Season	Yards	Att.	Cmp.	Int.	TD
Zack Mills						Anthony Morelli					
2001	1669	233	127	12	9	2004	45	13	5	1	0
2002	2417	330	188	10	17	2005	155	20	13	0	1
2003	1404	251	136	5	6	2006	2424	386	208	8	11
2004	1722	268	155	12	9	2007	2651	402	234	10	19
Career	7212	1082	606	39	41	Career	5275	821	460	19	31
Tony Sacca						Todd Blackledge					
1988	821	146	54	5	4	1980	1037	159	76	13	7
1989	694	137	56	5	6	1981	1557	207	104	14	12
1990	1866	249	122	9	10	1982	2218	292	161	14	22
1991	2488	292	169	5	21	Career	4812	658	341	41	41
Career	5869	824	401	24	41						
Daryll Clark						Wally Richardson					
2006	116	27	14	0	0	1992	312	45	24	0	2
2007	31	9	6	0	0	1993	Redshirt				
2008	2592	321	192	6	19	1994	177	33	16	0	0
2009	3003	381	232	10	24	1995	2198	335	193	6	18
Career	5742	738	444	16	43	1996	1732	279	145	8	7
Chuck Fusina						Kevin Thompson					
1975	42	9	4	1	0	1997	103	27	9	0	0
1976	1260	168	88	10	11	1998	1691	226	121	8	6
1977	2221	246	142	9	15	1999	1916	242	133	9	13
1978	1859	242	137	12	11	Career	3710	495	263	17	19
Career	5382	665	371	32	37						
Kerry Collins						John Hufnagel					
1991	95	6	3	1	1	1970	321	56	24	3	1
1992	925	137	64	2	4	1971	1185	136	86	6	10
1993	1605	250	127	11	13	1972	2039	216	115	8	15
1994	2679	264	176	7	21	Career	3545	408	225	17	26
Career	5304	657	370	21	39						

LONGEST PASS PLAYS

Yards	Players
92	Bob Higgins from Harold Hess at Pittsburgh, 1919
86	Jim Scott from Steve Joachim at Navy, 1971
82	Eric Hamilton from Matt Knizner vs. Pittsburgh, 1986
82	Freddie Scott from Kerry Collins vs. Rutgers, 1994
80	Paul Johnson from Tom Sherman at Maryland, 1967
80	Dean DiMidio from Doug Strang vs. Alabama, 1983
80	Stephon Green from Pat Devlin vs. Michigan, 2008
79	John Greene from Lance Loneragan vs. Maryland, 1988
79	Chafie Fields from Kevin Thompson at Miami (Fla.), 1999
79	Chaz Powell from Daryll Clark vs. Iowa, 2009
78	Chafie Fields from Kevin Thompson at Purdue, 1999
76	Tom Cherry from Chuck Burkhardt at UCLA, 1968
76	Jimmy Scott from John Hufnagel at Boston College, 1972
76	Chuck Herd from Tom Shuman vs. West Virginia, 1973
*75	Dick Barvinchak from John Andress at Iowa, 1975
75	David Daniels from Tom Bill vs. Temple, 1989
73	Matt Kranchick from Michael Robinson vs. Wisconsin, 2003
72	Les Walters from Milt Plum vs. Boston U., 1956
72	Chuck Herd from Tom Shuman vs. LSU, 1974 Orange
72	Scott Fitzkee from Chuck Fusina vs. Miami (Fla.), 1977
71	Eddie Drummond from Kevin Thompson vs. Akron, 1999
70	Rich Mauti from John Andress at Iowa, 1975
70	Deon Butler from Daryll Clark vs. Michigan State, 2008

*Non-scoring play.

▶ GAME COMPLETIONS

33	Wally Richardson vs. Wisconsin, 1995
29	Zack Mills vs. Purdue, 2004
29	Daryll Clark vs. Akron, 2009
28	Kerry Collins at Brigham Young, 1992
27	Rashard Casey vs. Iowa, 2000
27	Zack Mills vs. Ohio State, 2003
26	Todd Blackledge at Miami (Fla.), 1981
24	Tony Sacca at Miami (Fla.), 1991
24	Kerry Collins at Illinois, 1994
24	Wally Richardson at Michigan St., 1995
24	Zack Mills at Minnesota, 2004

▶ SEASON COMPLETIONS

234	Anthony Morelli, 2007
232	Daryll Clark, 2009
208	Anthony Morelli, 2006
192	Daryll Clark, 2008
193	Wally Richardson, 1995
188	Zack Mills, 2002
176	Kerry Collins, 1994
169	Tony Sacca, 1991
163	Rashard Casey, 2000
162	Michael Robinson, 2005
161	Todd Blackledge, 1982
155	Zack Mills, 2004
146	Mike McQueary, 1997
145	Wally Richardson, 1996
142	Chuck Fusina, 1977
137	Chuck Fusina, 1978
136	Zack Mills, 2003

▶ CAREER COMPLETIONS

606	Zack Mills, 2001-04
460	Anthony Morelli, 2004-07
444	Daryll Clark, 2006-09
401	Tony Sacca, 1988-91
378	Wally Richardson, 1992, 94-96
371	Chuck Fusina, 1975-78
370	Kerry Collins, 1991-94
341	Todd Blackledge, 1980-82
263	Kevin Thompson, 1996-99
262	John Shaffer, 1983-86
248	Michael Robinson, 2002-05
242	Rashard Casey, 1997-2000
225	John Hufnagel, 1970-72

▶ GAME PASSING ATTEMPTS

54	Kerry Collins at Brigham Young, 1992
51	Rashard Casey vs. Iowa, 2000
49	Zack Mills vs. Purdue, 2004
48	Wally Richardson vs. Wisconsin, 1995
46	Zack Mills at Minnesota, 2004
45	Wally Richardson at Michigan St., 1995
44	Zack Mills vs. Iowa, 2002
43	Michael Robinson vs. Wisconsin, 2003
42	Kerry Collins at Michigan State, 1993
42	Zack Mills vs. Ohio State, 2003
41	Todd Blackledge at Miami (Fla.), 1981
41	John Sacca vs. Boston College, 1992
41	Zack Mills at Boston College, 2004
40	Tony Sacca at Southern Cal, 1991
40	Daryll Clark vs. Akron, 2009

▶ SEASON PASSING ATTEMPTS

402	Anthony Morelli, 2007
386	Anthony Morelli, 2006
381	Daryll Clark, 2009
335	Wally Richardson, 1995
333	Zack Mills, 2002
321	Daryll Clark, 2008
311	Michael Robinson, 2005
292	Todd Blackledge, 1982
292	Tony Sacca, 1991
279	Wally Richardson, 1996
268	Zack Mills, 2004
264	Kerry Collins, 1994
259	Doug Strang, 1983
255	Mike McQueary, 1997
251	Zack Mills, 2003
250	Kerry Collins, 1993

▶ CAREER PASSING ATTEMPTS

1082	Zack Mills, 2001-04
824	Tony Sacca, 1988-91
821	Anthony Morelli, 2004-07
814	Zack Mills, 2001-04
738	Daryll Clark, 2006-09
692	Wally Richardson, 1992, 94-96
665	Chuck Fusina, 1975-78
658	Todd Blackledge, 1980-82
657	Kerry Collins, 1991-94
547	John Shaffer, 1983-86
505	Michael Robinson, 2002-05
495	Kevin Thompson, 1996-99

▶ GAME TD PASSES

5	Tony Sacca vs. Georgia Tech, 1991
5	Rashard Casey vs. La. Tech, 2000
4	Tom Sherman vs. Pittsburgh, 1967
4	Chuck Fusina vs. Syracuse, 1978
4	Todd Blackledge vs. Temple, 1982
4	Todd Blackledge vs. Maryland, 1982
4	Todd Blackledge vs. Rutgers, 1982
4	John Sacca vs. Minnesota, 1993
4	Kerry Collins vs. Rutgers, 1993
4	Wally Richardson vs. Auburn, 1996 Outback
4	Zack Mills vs. Iowa, 2002
4	Michael Robinson at Illinois, 2005
4	Anthony Morelli vs. Buffalo, 2007
4	Daryll Clark vs. Michigan State, 2008

▶ SEASON TD PASSES

24	Daryll Clark, 2009
22	Todd Blackledge, 1982
21	Tony Sacca, 1991
21	Kerry Collins, 1994
19	Doug Strang, 1983
19	Anthony Morelli, 2007
19	Daryll Clark, 2008
18	Wally Richardson, 1995
17	Mike McQueary, 1997
17	Zack Mills, 2002
17	Michael Robinson, 2005

▶ CAREER TD PASSES

43	Daryll Clark, 2006-09
41	Todd Blackledge, 1980-82
41	Tony Sacca, 1988-91
41	Zack Mills, 2001-04
39	Kerry Collins, 1991-94
37	Chuck Fusina, 1975-78
31	Anthony Morelli, 2004-07
28	Tom Shuman, 1972-74
27	Wally Richardson, 1992, 94-96
26	John Hufnagel, 1970-72
24	Pete Liske, 1961-63
24	Doug Strang, 1981-84

▶ SEASON TD PASS PCT.

8.08	Tom Shuman, 1973
7.95	Kerry Collins, 1994
7.85	Kevin Thompson, 1999
7.53	Todd Blackledge, 1982
7.41	Pete Liske, 1962
7.35	John Hufnagel, 1971
7.34	Doug Strang, 1983
7.19	Tony Sacca, 1991
6.94	John Hufnagel, 1972
6.67	Mike McQueary, 1997

▶ CAREER TD PASS PCT.

9.14	Elwood Petchel, 1946-48
7.67	Tom Shuman, 1972-74
7.17	Mike McQueary, 1994-97
6.76	Galen Hall, 1959-61
6.76	Pete Liske, 1961-63
6.48	John Sacca, 1992-93
6.37	John Hufnagel, 1970-72
6.23	Todd Blackledge, 1980-82
5.94	Kerry Collins, 1991-94
5.83	Daryll Clark, 2006-09

▶ SEASON YARDS/ATTEMPT

10.15	Kerry Collins, 1994
9.44	John Hufnagel, 1972
9.03	Chuck Fusina, 1977
9.00	Milt Plum, 1956
8.71	John Hufnagel, 1971
8.67	Mike McQueary, 1997
8.54	Tom Shuman, 1973
8.52	Tony Sacca, 1991
8.07	Daryll Clark, 2008

▶ CAREER YARDS/ATTEMPT

8.89	Mike McQueary, 1994-97
8.69	John Hufnagel, 1970-72
8.09	Chuck Fusina, 1975-78
8.07	Kerry Collins, 1991-94
7.91	Tom Shuman, 1972-74
7.78	Daryll Clark, 2006-09
7.49	Kevin Thompson, 1996-99
7.46	Tom Sherman, 1965-67
7.31	Todd Blackledge, 1980-82

▶ SEASON PASSING EFFICIENCY

172.86	Kerry Collins, 1994
151.84	John Hufnagel, 1971
149.76	Tony Sacca, 1991
148.04	John Hufnagel, 1972
146.38	Chuck Fusina, 1977
145.03	Mike McQueary, 1997
143.73	Tom Shuman, 1973
143.44	Daryll Clark, 2008
142.64	Daryll Clark, 2009
136.47	Milt Plum, 1956
134.23	Todd Blackledge, 1982
133.64	Doug Strang, 1983

▶ CAREER PASSING EFFICIENCY

145.57	Mike McQueary, 1994-97
140.83	John Hufnagel, 1970-72
140.41	Daryll Clark, 2006-09
137.33	Kerry Collins, 1991-94
136.68	Tom Shuman, 1972-74
132.48	Chuck Fusina, 1975-78
127.71	Pete Liske, 1961-63
127.00	Tom Bill, 1987-90
121.88	Kevin Thompson, 1996-99
121.83	Galen Hall, 1959-61
121.32	Todd Blackledge, 1980-82
119.63	Tom Sherman, 1965-67
119.09	Tony Sacca, 1988-91
117.38	Rashard Casey, 1997-2000
117.29	Zack Mills, 2001-04
117.09	Wally Richardson, 1992, 94-96

▶ SEASON INTERCEPTION PCT.

1.46	Kerry Collins, 1992
1.71	Tony Sacca, 1991
1.79	Wally Richardson, 1995
1.86	Daryll Clark, 2008
1.94	John Sacca, 1992
1.96	John Shaffer, 1986
2.07	Anthony Morelli, 2006
2.47	Pete Liske, 1962
2.48	Anthony Morelli, 2007
2.59	Rashard Casey, 2000
2.62	Daryll Clark, 2009
2.65	Kerry Collins, 1994
2.69	John Andress, 1975
2.70	Doug Strang, 1983
2.87	Wally Richardson, 1996
2.96	Tom Sherman, 1966

▶ CAREER INTERCEPTION PCT.

2.02	Wally Richardson, 1992, 94-96
2.14	Anthony Morelli, 2004-07
2.17	Daryll Clark, 2006-09
2.31	John Sacca, 1992-93
2.31	Anthony Morelli, 2004-07
2.82	Pete Liske, 1961-63
2.83	Rashard Casey, 1997-2000
3.20	Kerry Collins, 1991-94
3.29	Tom Shuman, 1972-74
3.43	Kevin Thompson, 1996-99
3.59	Mike McQueary, 1994-97
3.60	Zack Mills, 2001-04
3.67	John Andress, 1975-76
3.67	Tom Bill, 1987-90
4.04	Tom Sherman, 1965-67
4.17	John Hufnagel, 1970-72

200-YARD PASSING GAMES

Yards	Att.	TD	Game, Season
-------	------	----	--------------

Kerry Collins (16)

249	30	2 at West Virginia, 1992
317	54	1 at Brigham Young, 1992
222	25	4 vs. Rutgers, 1993
215	29	2 vs. Indiana, 1993
278	30	1 at Northwestern, 1993
352	42	3 at Michigan State, 1993
260	23	3 at Minnesota, 1994
248	33	2 vs. Southern California, 1994
328	16	2 vs. Rutgers, 1994
286	19	3 at Temple, 1994
231	32	3 at Michigan, 1994
265	23	2 vs. Ohio State, 1994
213	32	2 at Indiana, 1994
300	38	1 at Illinois, 1994
289	24	1 vs. Michigan State, 1994
200	30	0 vs. Oregon, 1995 Rose

Zack Mills (16)

240	24	1 vs. Miami (Fla.), 2001
244	38	0 vs. Michigan, 2001
280	32	2 vs. Ohio State, 2001
280	33	2 vs. Southern Mississippi, 2001
240	24	1 at Michigan State, 2001
259	19	0 vs. Nebraska, 2002
399	23	4 vs. Iowa, 2002
287	21	0 at Wisconsin, 2002
264	19	2 at Michigan, 2002
227	19	2 vs. Virginia, 2002
253	47	1 vs. Ohio State, 2003
230	36	0 at Northwestern, 2003
254	41	1 at Boston College, 2004
229	29	1 vs. UCF, 2004
250	46	1 at Minnesota, 2004
293	49	1 vs. Purdue, 2004

Daryll Clark (14)

215	23	2 vs. Oregon State, 2008
220	26	0 at Purdue, 2008
244	25	1 at Wisconsin, 2008
240	36	2 vs. Indiana, 2008
341	26	4 vs. Michigan State, 2008
273	36	2 vs. Southern Cal, 2009 Rose
353	40	3 vs. Akron, 2009
240	31	3 vs. Syracuse, 2009
234	19	3 vs. Eastern Illinois, 2009
287	32	1 vs. Minnesota, 2009
230	27	4 at Michigan, 2009
274	31	1 at Northwestern, 2009
310	27	4 at Michigan State, 2009
216	35	1 vs. LSU, 2010 Capital One

Chuck Fusina (11)

261	25	2 at West Virginia, 1976
219	19	2 at Temple, 1976
212	27	2 at Miami (Fla.), 1976
245	23	1 vs. Houston, 1977
286	29	2 vs. Maryland, 1977
230	32	1 vs. Kentucky, 1977
315	36	2 at North Carolina State, 1977
249	22	3 vs. Temple, 1977
211	24	1 at Kentucky, 1978
293	27	3 vs. Syracuse, 1978
234	29	1 vs. Maryland, 1978

Yards	Att.	TD	Game, Season
-------	------	----	--------------

Tony Sacca (11)

215	27	0 vs. Syracuse, 1988
206	20	2 vs. Brigham Young, 1989 Holiday
243	32	0 vs. Texas, 1990
243	34	1 at Southern California, 1990
277	34	3 at Notre Dame, 1990
206	24	5 vs. Georgia Tech, 1991
236	40	1 at Southern California, 1991
292	22	1 vs. Boston College, 1991
211	21	2 at Temple, 1991
263	38	2 at Miami (Fla.), 1991
220	28	0 vs. Rutgers, 1991

Anthony Morelli (11)

206	32	3 vs. Akron, 2006
288	33	0 vs. Northwestern, 2006
281	34	2 at Minnesota, 2006
220	37	2 vs. Michigan State, 2006
295	38	3 vs. Florida International, 2007
202	27	4 vs. Buffalo, 2007
298	38	1 at Illinois, 2007
233	31	1 vs. Iowa, 2007
216	28	1 vs. Wisconsin, 2007
210	35	1 vs. Purdue, 2007
260	33	3 at Temple, 2007

Todd Blackledge (9)

358	41	2 at Miami (Fla.), 1981
262	23	2 at Pittsburgh, 1981
203	25	4 vs. Temple, 1982
262	30	4 vs. Maryland, 1982
213	24	4 vs. Rutgers, 1982
295	39	3 vs. Nebraska, 1982
234	36	2 at Alabama, 1982
243	27	1 at Boston College, 1982
228	23	1 vs. Georgia, 1983 Sugar

Wally Richardson (9)

252	26	3 at Rutgers, 1995
259	48	1 vs. Wisconsin, 1995
281	29	2 at Purdue, 1995
202	24	2 at Iowa, 1995
220	45	2 at Michigan State, 1995
217	24	4 vs. Auburn, 1996 Outback
246	28	0 at Wisconsin, 1996
201	22	2 vs. Northwestern, 1996
281	31	1 vs. Michigan State, 1996

Michael Robinson (8)

379	43	2 vs. Wisconsin, 2003
220	17	3 vs. Cincinnati, 2005
274	23	3 vs. Central Michigan, 2005
271	36	3 at Northwestern, 2005
239	34	0 at Michigan, 2005
213	29	0 vs. Purdue, 2005
238	28	2 vs. Wisconsin, 2005
253	39	1 vs. Florida State, 2006 Orange

Yards	Att.	TD	Game, Season
-------	------	----	--------------

John Hufnagel (6)

220	19	1 at Tennessee, 1971
202	20	1 at Illinois, 1972
290	30	1 vs. Maryland, 1972
212	19	1 vs. North Carolina State, 1972
271	22	2 at Boston College, 1972
260	30	3 vs. Pittsburgh, 1972

Mike McQueary (6)

366	36	2 vs. Pittsburgh, 1997
219	18	3 at Louisville, 1997
266	21	3 at Illinois, 1997
222	23	0 at Northwestern, 1997
253	24	2 at Purdue, 1997
269	19	3 vs. Wisconsin, 1997

Doug Strang (5)

254	36	3 vs. Iowa, 1983
241	21	3 vs. Alabama, 1983
220	26	3 vs. West Virginia, 1983
274	24	3 vs. Notre Dame, 1983
246	23	2 at Pittsburgh, 1983

Kevin Thompson (4)

246	32	1 at Minnesota, 1998
269	26	1 vs. Illinois, 1998
232	29	0 vs. Pittsburgh, 1999
263	37	1 vs. Michigan, 1999

Rashard Casey (3)

208	24	2 vs. Illinois, 2000
302	51	1 vs. Iowa, 2000
218	18	3 vs. Michigan State, 2000

John Sacca (3)

303	37	3 at Rutgers, 1992
288	41	1 vs. Boston College, 1992
274	32	4 vs. Minnesota, 1993

Tom Sherman (3)

221	26	2 vs. Boston College, 1966
214	32	1 at Navy, 1967
209	24	4 vs. Pittsburgh, 1967

Matt Knizner (2)

200	27	1 vs. Temple, 1987
215	26	1 vs. Rutgers, 1987

Matt Senneca (2)

278	23	1 vs. Indiana, 2001
234	39	1 at Northwestern, 2001

Galen Hall

256	14	0 at Pittsburgh, 1961
-----	----	---	---------------------------

Dan Lonergan

205	29	1 vs. Nebraska, 1983
-----	----	---	--------------------------

Tony Rados

247	27	2 vs. West Virginia, 1953
-----	----	---	-------------------------------

John Shaffer

220	36	1 vs. Temple, 1985
-----	----	---	------------------------

Tom Shuman

226	20	1 vs. Baylor, 1975 Cotton
-----	----	---	-------------------------------

Jack White

227	27	1 at California, 1965
-----	----	---	---------------------------

RECEIVING RECORDS

► RECEPTIONS

Game: 13

Freddie Scott vs. Wisconsin, 1995.

By a senior: 11

O.J. McDuffie vs. Boston College, 1992.

By a junior: 13

Freddie Scott vs. Wisconsin, 1995.

By a sophomore: 11

Deon Butler vs. Northwestern, 2006.

By a freshman: 8

Maurice Humphrey at Northwestern, 2003.

Season: 63

O.J. McDuffie, 1992; Bobby Engram, 1995.

By a senior: 63

O.J. McDuffie, 1992; Bobby Engram, 1995.

By a junior: 55

Derrick Williams, 2007.

By a sophomore: 48

Bobby Engram, 1993;
Deon Butler, 2006.

By a freshman: 37

Deon Butler, 2005.

By a wide receiver: 63

O.J. McDuffie, 1992.

By a tight end: 41

Andrew Quarless, 2009.

By a running back: 41

Larry Johnson, 2002.

Career: 179

Deon Butler, 2005-08.

By a wide receiver: 179

Deon Butler, 2005-08.

By a tight end: 87

Andrew Quarless, 2006-09.

By a running back: 88

Tony Hunt, 2003-06.

► RECEIVING YARDAGE

Game: 216

Deon Butler vs. Northwestern, 2006.

By a senior: 212

O.J. McDuffie vs. Boston College, 1992.

By a junior: 155

Len Krouse at Syracuse, 1940.

By a sophomore: 216

Deon Butler vs. Northwestern, 2006.

By a freshman: 125

Deon Butler vs. Wisconsin, 2005.

Season: 1084

Bobby Engram, 1995.

By a senior: 1084

Bobby Engram, 1995.

By a junior: 1029

Bobby Engram, 1994.

By a sophomore: 973

Freddie Scott, 1994.

By a freshman: 691

Deon Butler, 2005.

By a wide receiver: 1084

Bobby Engram, 1994.

By a tight end: 600

Mickey Shuler, 1977.

By a running back: 349

Larry Johnson, 2002.

Career: 3026

Bobby Engram, 1991, 93-95.

By a wide receiver: 3026

Bobby Engram, 1991, 93-95.

By a tight end: 1343

Ted Kwalick, 1966-68.

By a running back: 799

Tony Hunt, 2003-06.

► RECEIVING YARDAGE AVG.

Season: 36.1

Jimmy Scott (12-433-3 TD), 1972.

Career: 30.7

Jimmy Scott (23-705-6 TD), 1971-73.

► TOUCHDOWNS

Game: 4

Bobby Engram vs. Minnesota, 1993.

By a senior: 3

Bobby Engram at Rutgers, 1995;
Joe Jurevicius at Louisville, 1997;
Tony Johnson vs. Indiana, 2003.

By a junior: 2, nine times;

(Last: Graham Zug
at Michigan State, 2009).

By a sophomore: 4

Bobby Engram vs. Minnesota, 1993.

By a freshman: 2

Kyle Brady vs. Cincinnati, 1991;
Deon Butler vs. Central Michigan, 2005;
Deon Butler vs. Wisconsin, 2005.


Season: 13

Bobby Engram, 1993.


CAREER LEADERS



Deon Butler
179 receptions



Bobby Engram
167 receptions



Derrick Williams
161 receptions

CAREER RECEPTIONS

Rec.	Yards	Avg.	TD	
179	2771	15.5	22	Deon Butler, 2005-08
167	3026	18.1	31	Bobby Engram, 1991, 93-95
161	1743	10.8	9	Derrick Williams, 2005-08
158	2015	12.7	13	Jordan Norwood, 2005-08
125	1988	15.9	16	O.J. McDuffie, 1988-92
117	1837	15.7	5	Jack Curry, 1965-67
110	2008	18.3	10	Bryant Johnson, 1999-2002
109	2006	18.4	25	Kenny Jackson, 1980-83
108	1825	16.9	15	Terry Smith, 1988-91
107	1702	15.9	11	Tony Johnson, 2000-03
94	1894	20.1	15	Joe Jurevicius, 1994-97
93	1520	16.3	11	Freddie Scott, 1993-95
88	1437	16.3	8	Chafie Fields, 1996-99
88	799	9.1	3	Tony Hunt, 2003-06
87	1146	13.2	8	Andrew Quarless, 2006-09
86	1343	15.6	10	Ted Kwalick, 1966-68
76	940	12.4	9	Kyle Brady, 1991-94

SEASON RECEPTIONS

Rec.	Yards	Avg.	TD	
63	977	15.5	9	O.J. McDuffie, 1992
63	1084	17.2	11	Bobby Engram, 1995
55	846	15.4	8	Terry Smith, 1991
55	529	9.6	3	Derrick Williams, 2007
52	1029	19.8	7	Bobby Engram, 1994
51	866	17.0	3	Bryant Johnson, 2001
48	873	18.2	13	Bobby Engram, 1993
48	917	19.1	4	Bryant Johnson, 2002
48	637	13.3	2	Deon Butler, 2006
48	785	16.4	6	Derek Moye, 2009
47	973	20.7	9	Freddie Scott, 1994
47	633	13.5	4	Deon Butler, 2007
47	810	17.2	7	Deon Butler, 2008
46	790	17.2	7	O.J. McDuffie, 1991
46	600	13.0	7	Graham Zug, 2009
45	472	10.5	2	Jordan Norwood, 2006
44	485	11.0	4	Derrick Williams, 2008
42	572	13.6	2	Jack Curry, 1965

By a senior: 11

Bobby Engram, 1995.

By a junior: 7

Kenny Jackson, 1982; Bobby Engram, 1994;
Graham Zug, 2009.

By a sophomore: 13

Bobby Engram, 1993.

By a freshman: 9

Deon Butler, 2005.

By a wide receiver: 13

Bobby Engram, 1993.

By a tight end: 5

Bob Parsons, 1971; Dan Natale, 1972.

By a running back: 5

Curt Warner, 1982.

Career: 31

Bobby Engram, 1991, 93-95.

By a wide receiver: 31

Bobby Engram, 1991, 93-95.

By a tight end: 10

Ted Kwalick, 1966-68.

By a running back: 9

Eric McCoo, 1998-2001.

SEASON LEADERS

Season	Player	Rec.	Yards	Avg.	TD
1946	Sam Tamburo	7	126	18.0	1
1947	Jeff Durkota	6	110	18.5	3
1948	Sam Tamburo	17	301	17.7	3
1949	Robert Hicks	10	196	19.6	2
1950	John Smidansky	23	383	16.7	3
1951	Don Malinak	14	138	9.9	2
1952	Jesse Arnelle	33	291	8.8	2
1953	Jim Garrity	30	349	11.6	1
1954	Jack Sherry	11	160	14.5	1
	Jim Garrity	11	131	11.9	0
1955	Billy Kane	9	184	20.4	2
1956	Billy Kane	16	232	14.4	0
1957	Les Walters	24	440	18.3	5
1958	Maurice Schleicher	9	127	14.1	0
	Dave Kasperian	9	107	11.9	2
	Norm Neff	9	106	11.8	2
1959	Dick Hoak	14	167	11.9	0
1960	Jim Kerr	13	163	12.5	2
	Henry Oppermann	13	131	10.1	1
1961	Jim Schwab	16	257	16.1	0
1962	Junior Powell	32	303	9.5	3
1963	Dick Anderson	21	229	10.9	2
1964	Bill Huber	25	347	13.9	1
1965	Jack Curry	42	572	13.6	2
1966	Jack Curry	34	584	17.2	1
1967	Jack Curry	41	681	16.6	2
1968	Ted Kwalick	31	403	13.0	2
1969	Greg Edmonds	20	246	12.3	0
1970	Greg Edmonds	38	506	13.3	6
1971	Bob Parsons	30	489	15.6	5
1972	Dan Natale	30	460	15.3	5
1973	Gary Hayman	30	525	17.5	3
1974	Jerry Jeram	17	259	15.2	2
	Tom Donchez	17	176	10.4	1
1975	Dick Barvinchak	17	327	19.2	0
1976	Mickey Shuler	21	281	12.9	3
1977	Mickey Shuler	33	600	18.2	1
1978	Scott Fitzkee	37	630	17.0	6
1979	Brad Scovill	26	331	12.7	3
1980	Kenny Jackson	21	386	18.4	5
1981	Gregg Garrity	23	415	18.0	1
1982	Kenny Jackson	41	697	17.0	7
1983	Kevin Baugh	36	547	15.2	5
1984	Herb Bellamy	16	306	19.1	2
1985	Ray Roundtree	15	285	19.0	2
1986	D.J. Dozier	26	287	11.0	2
1987	Blair Thomas	23	300	13.0	2
1988	Michael Timpson	22	342	15.6	2
1989	David Daniels	22	362	16.5	4
1990	David Daniels	31	538	17.4	4
1991	Terry Smith	55	846	15.4	8
1992	O.J. McDuffie	63	977	15.5	9
1993	Bobby Engram	48	873	18.2	13
1994	Bobby Engram	52	1029	19.8	7
1995	Bobby Engram	63	1084	17.2	11
1996	Joe Jurevicius	41	869	21.2	4
1997	Joe Jurevicius	39	817	20.9	10
1998	Corey Jones	27	368	13.6	2
1999	Chafie Fields	39	692	17.7	5
2000	Tony Stewart	38	451	11.9	2
2001	Bryant Johnson	51	866	17.0	3
2002	Bryant Johnson	48	917	19.1	4
2003	Tony Johnson	32	445	13.9	4
2004	Tony Hunt	39	334	8.6	0
2005	Deon Butler	37	691	18.7	9
2006	Deon Butler	48	637	13.3	2
2007	Derrick Williams	55	529	9.6	3
2008	Deon Butler	47	810	17.2	7
2009	Derek Moye	48	785	16.4	6


TOP 10 CAREER RECEIVERS

Season	Rec.	Yards	Avg.	TD	Season	Rec.	Yards	Avg.	TD
Deon Butler					Bryant Johnson				
2005	37	691	18.7	9	1999	7	140	20.0	2
2006	48	637	13.3	2	2000	4	85	21.3	1
2007	47	633	13.5	4	2001	51	866	17.0	3
2008	47	810	17.2	7	2002	48	917	19.1	4
Career	179	2771	15.5	22	Career	110	2008	18.3	10
Bobby Engram					Kenny Jackson				
1991	4	40	10.0	0	1980	21	386	18.4	5
1993	48	873	18.2	13	1981	19	440	23.2	6
1994	52	1029	19.8	7	1982	41	697	17.0	7
1995	63	1084	17.2	11	1983	28	483	17.3	7
Career	167	3026	18.1	31	Career	109	2006	18.4	25
Derrick Williams					Terry Smith				
2005	22	289	13.1	1	1988	8	151	18.9	1
2006	40	440	11.0	1	1989	16	298	18.6	2
2007	55	529	9.6	3	1990	29	530	18.3	4
2008	44	485	11.0	4	1991	55	846	15.4	8
Career	161	1743	10.8	9	Career	108	1825	16.9	15
Jordan Norwood					Tony Johnson				
2005	32	422	13.2	0	2000	14	204	14.6	1
2006	45	472	10.5	2	2001	27	504	18.7	3
2007	40	484	12.1	5	2002	34	549	16.1	3
2008	41	637	15.5	6	2003	32	445	13.9	4
Career	158	2015	12.7	13	Career	107	1702	15.9	11
O.J. McDuffie					Joe Jurevicius				
1988	4	42	10.5	0	1994	1	9	9.0	0
1989	11	164	14.9	1	1995	13	199	15.3	1
1990	1	15	15.0	0	1996	41	869	21.2	4
1991	46	790	17.2	6	1997	39	817	20.9	10
1992	63	977	15.5	9	Career	94	1894	20.1	15
Career	125	1988	15.9	16	Freddie Scott				
Jack Curry					1993	12	200	16.7	1
1965	42	572	13.6	2	1994	47	973	20.7	9
1966	34	584	17.2	1	1995	34	347	10.2	1
1967	41	681	16.6	2	Career	93	1520	16.3	11
Career	117	1837	15.7	5					

100 YARDS RECEIVING IN A GAME

► By Two Players

Jon Williams (119), Gregg Garrity (104) at Miami (Fla.), 1981
 David Daniels (154), Terry Smith (100) vs. Florida State, 1990 Blockbuster
 Bobby Engram (200), Freddie Scott (108) vs. Rutgers, 1994
 Bobby Engram (136), Freddie Scott (115) at Temple, 1994
 Bobby Engram (169), Freddie Scott (145) vs. Michigan State, 1994
 Bryant Johnson (146), Tony Johnson (111) vs. Iowa, 2002
 Matt Kranchick (136), Tony Johnson (122) vs. Wisconsin, 2003



► Bobby Engram



► O.J. McDuffie

CAREER RECEIVING YARDAGE

Yards	Rec.	TD	
3026	167	31	Bobby Engram, 1991, 93-95
2771	179	22	Deon Butler, 2005-08
2015	158	13	Jordan Norwood, 2005-08
2008	110	10	Bryant Johnson, 1999-2002
2006	109	25	Kenny Jackson, 1980-83
1988	125	16	O.J. McDuffie, 1988-92
1894	94	15	Joe Jurevicius, 1994-97
1837	117	5	Jack Curry, 1965-67
1825	108	15	Terry Smith, 1988-91
1743	161	9	Derrick Williams, 2005-08
1702	107	11	Tony Johnson, 2000-03
1520	93	11	Freddie Scott, 1993-95
1437	88	8	Chafie Fields, 1996-99
1343	86	10	Ted Kwalick, 1966-68
1263	65	11	Scott Fitzkee, 1975-78
1222	69	9	David Daniels, 1988-90
1132	71	5	Eddie Drummond, 1998-2001
1058	56	7	Jimmy Cefalo, 1974-77
1038	67	8	Dan Natale, 1972-74
1016	66	4	Mickey Shuler, 1975-77

SEASON RECEIVING YARDAGE

Yards	Rec.	TD	
1084	63	11	Bobby Engram, 1995
1029	52	7	Bobby Engram, 1994
977	63	9	O.J. McDuffie, 1992
973	47	9	Freddie Scott, 1994
917	48	4	Bryant Johnson, 2002
873	48	13	Bobby Engram, 1993
869	41	4	Joe Jurevicius, 1996
866	51	3	Bryant Johnson, 2001
846	55	8	Terry Smith, 1991
817	39	10	Joe Jurevicius, 1997
810	47	7	Deon Butler, 2008
790	46	6	O.J. McDuffie, 1991
785	48	6	Derek Moye, 2009
697	41	7	Kenny Jackson, 1982
692	39	5	Chafie Fields, 1999
691	37	9	Deon Butler, 2005
681	41	2	Jack Curry, 1967
652	35	5	Eddie Drummond, 1999
637	48	2	Deon Butler, 2006
633	47	4	Deon Butler, 2007
630	37	6	Scott Fitzkee, 1978
600	33	1	Mickey Shuler, 1977



► Deon Butler

GAME RECEIVING YARDAGE

Yards	Rec.	TD	
216	11	0	Deon Butler vs. Northwestern, 2006
212	11	1	O.J. McDuffie vs. Boston College, 1992
203	9	1	Bobby Engram at Purdue, 1995
200	8	1	Bobby Engram vs. Rutgers, 1994
177	5	2	Chafie Fields at Miami (Fla.), 1999
175	8	3	Bobby Engram at Rutgers, 1995
169	8	1	Bobby Engram vs. Michigan State, 1994
165	10	1	Terry Smith at Southern California, 1991
165	8	4	Bobby Engram vs. Minnesota, 1993
158	5	2	Kenny Jackson at Pittsburgh, 1981
156	4	1	Joe Jurevicius at Indiana, 1996
155	9	2	Len Krouse at Syracuse, 1940
150	7	2	Bobby Engram at Iowa, 1995
150	4	3	Joe Jurevicius at Louisville, 1997
149	6	1	Bryant Johnson vs. Miami (Fla.), 2001
148	10	1	Jack Curry at California, 1965
147	8	0	Bryant Johnson vs. Nebraska, 2002
146	8	2	Bryant Johnson vs. Iowa, 2002



► Kenny Jackson

100-YARD RECEIVING GAMES

Yards Rec. TD Game, Season

Bobby Engram (16)

165	8	4	vs. Minnesota, 1993
107	8	1	vs. Rutgers, 1993
112	6	2	vs. Indiana, 1993
132	8	1	at Northwestern, 1993
106	3	2	at Michigan State, 1993
107	7	1	vs. Tennessee, 1994 Citrus
200	8	1	vs. Rutgers, 1994
136	4	0	at Temple, 1994
102	6	1	vs. Ohio State, 1994
169	8	1	vs. Michigan State, 1994
106	7	0	vs. Texas Tech, 1995
175	8	3	at Rutgers, 1995
203	9	1	at Purdue, 1995
150	7	2	at Iowa, 1995
109	8	2	at Michigan State, 1995
113	4	2	vs. Auburn, 1996 Outback

Joe Jurevicius (9)

104	3	2	vs. Northern Illinois, 1996
135	5	0	at Wisconsin, 1996
156	4	1	at Indiana, 1996
131	3	1	vs. Northwestern, 1996
117	8	0	at Michigan, 1996
108	7	1	vs. Pittsburgh, 1997
150	4	3	at Louisville, 1997
101	4	2	vs. Wisconsin, 1997
117	8	0	at Michigan State, 1997

Bryant Johnson (8)

149	6	1	vs. Miami (Fla.), 2001
104	5	0	vs. Michigan, 2001
129	8	0	at Northwestern, 2001
132	10	1	vs. Southern Mississippi, 2001
107	5	0	at Michigan State, 2001
147	8	0	vs. Nebraska, 2002
146	8	2	vs. Iowa, 2002
138	7	1	at Michigan, 2002

O.J. McDuffie (7)

132	6	0	vs. Boston College, 1991
104	8	0	at Miami (Fla.), 1991
118	6	0	vs. Temple, 1992
129	8	2	at Rutgers, 1992
212	11	1	vs. Boston College, 1992
112	8	1	vs. Pittsburgh, 1992
111	6	0	vs. Stanford, 1993 Blockbuster

Deon Butler (6)

108	5	2	vs. Central Michigan, 2005
125	5	2	vs. Wisconsin, 2005
216	11	0	vs. Northwestern, 2006
110	7	2	at Syracuse, 2008
105	8	0	vs. Michigan, 2008
133	3	3	vs. Michigan State, 2008

Kenny Jackson (6)

158	5	2	at Pittsburgh, 1981
104	4	2	at Boston College, 1982
122	7	0	vs. North Carolina State, 1982
114	6	0	at Notre Dame, 1982
101	7	2	vs. Notre Dame, 1983
108	4	2	at Pittsburgh, 1983

Freddie Scott (6)

133	7	1	at Minnesota, 1994
133	6	1	vs. Southern California, 1994
108	3	1	vs. Rutgers, 1994
115	4	3	at Temple, 1994
145	6	1	vs. Michigan State, 1994
110	13	1	vs. Wisconsin, 1995



► Joe Jurevicius

Yards Rec. TD Game, Season

Terry Smith (5)

102	4	0	vs. Texas, 1990
100	5	1	vs. Florida St., 1990 Blockbuster
165	10	1	at Southern California, 1991
144	8	1	at Temple, 1991
114	6	0	at Pittsburgh, 1991

Ted Kwalick (4)

109	8	0	at Navy, 1967
128	3	1	at Boston College, 1967
119	3	1	at Syracuse, 1967
121	5	1	at Pittsburgh, 1968

Jordan Norwood (4)

110	6	0	vs. Florida State, 2006 Orange
116	8	1	vs. Oregon State, 2008
113	5	2	at Syracuse, 2008
127	5	0	vs. Michigan State, 2008

Jack Curry (3)

148	10	1	vs. California, 1965
140	9	1	vs. Ohio U., 1967
103	7	1	vs. Pittsburgh, 1967

David Daniels (3)

126	3	2	vs. Temple, 1989
119	9	1	vs. Pittsburgh, 1990
154	7	1	vs. Florida St., 1990 Blockbuster

Eddie Drummond (3)

115	4	0	vs. Pittsburgh, 1999
106	6	1	vs. Michigan, 1999
107	6	2	at Michigan State, 1999

Chafie Fields (3)

129	6	1	at Illinois, 1997
115	3	0	vs. Illinois, 1998
177	5	2	at Miami (Fla.), 1999

Gary Hayman (3)

113	5	1	at Navy, 1973
122	6	1	at Air Force, 1973
112	6	0	vs. North Carolina State, 1973

Tony Johnson (3)

132	5	0	vs. Indiana, 2001
111	4	1	vs. Iowa, 2002
122	7	0	vs. Wisconsin, 2003

Derek Moya (3)

138	6	1	vs. Akron, 2009
120	6	1	vs. Minnesota, 2009
123	6	1	at Northwestern, 2009

Yards Rec. TD Game, Season

Jimmy Cefalo (2)

102	3	1	vs. Baylor, 1975 Cotton
107	6	2	vs. Maryland, 1977

Gregg Garrity (2)

104	6	0	at Miami (Fla.), 1981
116	4	1	vs. Georgia, 1983 Sugar

Ray Roundtree (2)

114	4	2	vs. Alabama, 1987
107	4	1	vs. Rutgers, 1987

Mickey Shuler (2)

101	4	0	at Rutgers, 1977
100	4	0	vs. Houston, 1977

Les Walters (2)

100	2	2	vs. Boston U., 1956
103	4	2	at Syracuse, 1957

Kevin Baugh

103	8	0	at Boston College, 1983
-----	---	---	-------------------------

Tom Donovan

113	4	1	vs. Maryland, 1978
-----	---	---	--------------------

Greg Edmonds

115	7	2	at Wisconsin, 1970
-----	---	---	--------------------

Eric Hamilton

107	3	1	vs. Pittsburgh, 1986
-----	---	---	----------------------

Maurice Humphrey

121	5	1	vs. Indiana, 2003
-----	---	---	-------------------

Tony Hunt

110	7	0	at Minnesota, 2004
-----	---	---	--------------------

Matt Kranchick

136	4	1	vs. Wisconsin, 2003
-----	---	---	---------------------

Len Krouse

155	9	2	at Syracuse, 1940
-----	---	---	-------------------

Bob Parsons

110	5	0	vs. TCU, 1971
-----	---	---	---------------

Jimmy Scott

116	3	1	at Tennessee, 1972
-----	---	---	--------------------

Derrick Williams

104	7	0	at Temple, 2007
-----	---	---	-----------------

Jon Williams

119	8	1	at Miami (Fla.), 1981
-----	---	---	-----------------------

TOTAL OFFENSE RECORDS

► TOTAL OFFENSE YARDAGE

Game: 418
Zack Mills vs. Ohio State, 2001.

By a senior: 370
Mike McQueary vs. Pittsburgh, 1997.

By a junior: 350
Kerry Collins at Michigan State, 1993.

By a sophomore: 398
Michael Robinson vs. Wisconsin, 2003.

By a freshman: 418
Zack Mills vs. Ohio State, 2001.

Season: 3214
Daryll Clark, 2009.

By a senior: 3214
Daryll Clark, 2009.

By a junior: 2336
Anthony Morelli, 2006.

By a sophomore: 2618
Zack Mills, 2002.

By a freshman: 1856
Zack Mills, 2001.

Career: 7796
Zack Mills, 2001-04.

► TOUCHDOWNS

Game: 6
Harry Robb vs. Gettysburg, 1917;
Michael Robinson at Illinois, 2005.

Season: 31
Daryll Clark, 2009.

Career: 65
Daryll Clark, 2006-09.

► OFFENSIVE PLAYS

Game: 62
Rashard Casey vs. Iowa, 2000.

Season: 425
Anthony Morelli, 2006.

Career: 1406
Zack Mills, 2001-04.

CAREER LEADERS



Zack Mills
7796 yards



Daryll Clark
6361 yards



Tony Sacca
6000 yards

CAREER TOTAL OFFENSE

Yards	Rush	Pass	
7796	584	7212	Zack Mills, 2001-04
6361	619	5742	Daryll Clark, 2006-09
6000	131	5869	Tony Sacca, 1988-91
5300	-4	5304	Kerry Collins, 1991-94
5168	1637	3531	Michael Robinson, 2002-05
5162	-220	5382	Chuck Fusina, 1975-78
5154	-121	5275	Anthony Morelli, 2004-07
4911	99	4812	Todd Blackledge, 1980-82
4212	667	3545	John Hufnagel, 1970-72
4182	-237	4419	Wally Richardson, 1992, 94-96
3716	670	3046	Rashard Casey, 1997-2000
3604	-106	3710	Kevin Thompson, 1996-99
3398	3398	0	Curt Warner, 1979-82
3341	-128	3469	John Shaffer, 1983-86
3301	3301	0	Blair Thomas, 1985-87, 89
3256	3256	0	Curtis Enis, 1995-97
3227	3227	0	D.J. Dozier, 1983-86
3095	129	2966	Doug Strang, 1981-84

SEASON TOTAL OFFENSE

Yards	Rush	Pass	
3214	211	3003	Daryll Clark, 2009
3156	806	2350	Michael Robinson, 2005
2874	282	2592	Daryll Clark, 2008
2660	-19	2679	Kerry Collins, 1994
2638	-13	2651	Anthony Morelli, 2007
2618	201	2417	Zack Mills, 2002
2427	-61	2488	Tony Sacca, 1991
2336	-88	2424	Anthony Morelli, 2006
2316	315	2001	Rashard Casey, 2000
2201	162	2039	John Hufnagel, 1972
2191	-27	2218	Todd Blackledge, 1982
2184	-27	2211	Mike McQueary, 1997
2168	-53	2221	Chuck Fusina, 1977
2077	-121	2198	Wally Richardson, 1995
2003	137	1866	Tony Sacca, 1990
1923	7	1916	Kevin Thompson, 1999
1912	-32	1944	Doug Strang, 1983
1856	187	1669	Zack Mills, 2001
1794	72	1722	Zack Mills, 2004
1761	145	1616	Tom Sherman, 1967
1743	-116	1859	Chuck Fusina, 1978
1634	-98	1732	Wally Richardson, 1996
1613	8	1605	Kerry Collins, 1993
1612	-79	1691	Kevin Thompson, 1998



► Daryll Clark

SEASON LEADERS

Season	Player	Yards	Plays	TDR
1946	Elwood Petchel	660	106	8
1947	Elwood Petchel	581	80	8
1948	Elwood Petchel	737	158	12
1949	Owen Dougherty	521	81	5
1950	Vince O'Bara	692	140	5
1951	Ted Shattuck	579	137	4
1952	Tony Rados	876	205	11
1953	Tony Rados	1021	190	11
1954	Lenny Moore	1082	136	10
1955	Lenny Moore	697	138	5
1956	Milt Plum	745	111	6
1957	Al Jacks	675	125	5
1958	Rich Lucas	701	145	9
1959	Rich Lucas	1238	216	10
1960	Dick Hoak	680	112	6
1961	Galen Hall	1034	137	11
1962	Pete Liske	1292	231	16
1963	Pete Liske	1131	217	10
1964	Gary Wydman	956	248	2
1965	Jack White	1342	283	9
1966	Tom Sherman	1058	207	11
1967	Tom Sherman	1761	274	14
1968	Chuck Burkhardt	1182	218	6
1969	Chuck Burkhardt	773	171	2
1970	Lydell Mitchell	751	134	6
1971	Lydell Mitchell	1567	254	26
1972	John Hufnagel	2201	318	21
1973	John Cappelletti	1539	288	17
1974	Tom Shuman	1397	224	14
1975	John Andress	978	203	4
1976	Chuck Fusina	1172	198	14
1977	Chuck Fusina	2168	275	16
1978	Chuck Fusina	1743	293	13
1979	Dayle Tate	1187	234	8
1980	Todd Blackledge	1144	236	9
1981	Todd Blackledge	1576	252	17
1982	Todd Blackledge	2191	334	25
1983	Doug Strang	1912	319	24
1984	Doug Strang	1019	209	8
1985	John Shaffer	1323	279	12
1986	John Shaffer	1443	257	12
1987	Blair Thomas	1414	269	11
1988	Tony Sacca	809	188	4
1989	Blair Thomas	1341	266	5
1990	Tony Sacca	2003	300	11
1991	Tony Sacca	2427	376	25
1992	John Sacca	1179	180	9
1993	Kerry Collins	1613	276	13
1994	Kerry Collins	2660	276	21
1995	Wally Richardson	2077	375	18
1996	Wally Richardson	1634	308	7
1997	Mike McQueary	2184	308	18
1998	Kevin Thompson	1612	264	8
1999	Kevin Thompson	1923	274	13
2000	Rashard Casey	2316	421	19
2001	Zack Mills	1856	304	12
2002	Zack Mills	2618	420	20
2003	Zack Mills	1528	314	7
2004	Zack Mills	1794	319	13
2005	Michael Robinson	3156	474	28
2006	Anthony Morelli	2336	425	11
2007	Anthony Morelli	2638	450	19
2008	Daryll Clark	2874	400	29
2009	Daryll Clark	3214	465	31

GAME TOTAL OFFENSE

Yards	Rush	Pass	
418	138	280	Zack Mills vs. Ohio State, 2001
398	19	379	Michael Robinson vs. Wisconsin, 2003
389	-10	399	Zack Mills vs. Iowa, 2002
370	4	366	Mike McQueary vs. Pittsburgh, 1997
369	67	302	Rashard Casey vs. Iowa, 2000
363	92	271	John Hufnagel at Boston College, 1972
363	125	238	Michael Robinson vs. Wisconsin, 2005
360	2	358	Todd Blackledge at Miami (Fla.), 1981
358	5	353	Daryll Clark vs. Akron, 2009
350	-2	352	Kerry Collins at Michigan State, 1993
345	4	341	Daryll Clark vs. Michigan State, 2008
331	60	271	Michael Robinson at Northwestern, 2005
328	0	328	Kerry Collins vs. Rutgers, 1994
325	47	278	Matt Senneca vs. Indiana, 2001
320	3	317	Kerry Collins at Brigham Young, 1992
316	36	280	Zack Mills vs. Southern Mississippi, 2001
315	12	303	John Sacca at Rutgers, 1992
309	96	213	Michael Robinson vs. Purdue, 2005
306	67	237	Michael Robinson at Michigan, 2005
304	-6	310	Daryll Clark at Michigan State, 2009
303	13	290	John Hufnagel vs. Maryland, 1972
303	8	295	Todd Blackledge vs. Nebraska, 1982
302	94	208	Rashard Casey vs. Illinois, 2000
301	14	287	Zack Mills at Wisconsin, 2002
300	-15	315	Chuck Fusina at North Carolina State, 1977
300	113	187	Tony Sacca vs. Pittsburgh, 1990
300	0	300	Kerry Collins at Illinois, 1994

TOP 10 CAREER TOTAL OFFENSE

Season	Yards	Rush	Pass	TDR	Season	Yards	Rush	Pass	TDR
Zack Mills					Chuck Fusina				
2001	1856	187	1669	12	1975	79	37	42	0
2002	2618	201	2417	20	1976	1172	-88	1260	14
2003	1528	124	1404	7	1977	2168	-53	2221	16
2004	1794	72	1722	13	1978	1743	-116	1859	13
Career	7796	584	7212	52	Career	5162	-220	5382	43
Daryll Clark					Anthony Morelli				
2006	164	48	116	3	2004	33	-12	45	0
2007	109	78	31	2	2005	147	-8	155	2
2008	2874	282	2592	29	2006	2336	-88	2424	11
2009	3214	211	3003	31	2007	2638	-13	2651	19
Career	6361	619	5742	65	Career	5154	-121	5275	32
Tony Sacca					Todd Blackledge				
1988	809	-12	821	4	1980	1144	107	1037	9
1989	761	67	694	7	1981	1576	19	1557	17
1990	2003	137	1866	11	1982	2191	-27	2218	25
1991	2427	-61	2488	25	Career	4911	99	4812	51
Career	6000	131	5869	47	John Hufnagel				
Kerry Collins					1970	480	159	321	5
1991	90	-5	95	1	1971	1531	346	1185	13
1992	937	12	925	4	1972	2201	162	2039	21
1993	1613	8	1605	13	Career	4212	667	3545	39
1994	2660	-19	2679	21	Wally Richardson				
Career	5300	-4	5304	39	1992	313	1	312	3
Michael Robinson					1994	158	-19	177	0
2002	382	263	119	6	1995	2077	-121	2198	18
2003	1288	396	892	8	1996	1634	-98	1732	7
2004	342	172	170	1	Career	4182	-237	4419	28
2005	3156	806	2350	28					
Career	5168	1637	3531	43					

PUNT RETURN RECORDS

► PUNT RETURNS

Game: 9
Bruce Branch at Illinois, 1999.

Season: 41
Bruce Branch, 1998 & 1999;
Bryant Johnson, 2002.

Career: 109
Bruce Branch, 1998-2001.

► PUNT RETURN YARDAGE

Game: 145
Matt Suhey vs. North Carolina State, 1978.

Season: 528
Bryant Johnson, 2002.

Career: 1171
Bruce Branch, 1998-2001 (*Big Ten record*).

► PUNT RETURN YARDAGE AVERAGE

Game: 31.7
Derrick Williams (3 returns)
vs. Temple, 2006.

Season: 21.4
Don Jonas, 1960.

Career: 17.6
Ron Younker, 1953-54.

► TOUCHDOWNS

Game: 1
by many players; (Last: Derrick Williams
vs. Notre Dame, 2007).

Season: 2
Jimmy Cefalo, 1977;
O.J. McDuffie, 1991;
Bruce Branch, 1999.

Career: 4
Bruce Branch, 1998-2001.



► Bruce Branch

CAREER LEADERS



Ron Younker
17.6 average



Wally Triplett
16.5 average




Don Jonas
15.9 average

CAREER PUNT RETURN AVERAGE

Avg.	Ret.	Yards	TD	
<i>(Minimum 15 Returns)</i>				
17.6	16	281	0	Ron Younker, 1953-54
16.5	17	280	1	Wally Triplett, 1946-48
15.9	17	271	2	Don Jonas, 1958-61
15.8	24	378	1	Lenny Moore, 1953-55
15.3	15	229	0	Dick Hoak, 1958-60
14.0	24	337	1	Mike Archie, 1992-95
13.7	18	247	2	Jimmy Cefalo, 1974-77
13.2	47	619	2	Dennis Onkotz, 1967-69
13.0	23	300	1	Joe Vargo, 1963-64
12.8	56	717	2	Gary Hayman, 1972-73
12.6	84	1059	3	O.J. McDuffie, 1988-92

SEASON PUNT RETURN AVERAGE

Avg.	Ret.	Yards	TD	
<i>(Minimum 6 Returns)</i>				
21.4	7	150	1	Don Jonas, 1960
19.2	23	442	1	Gary Hayman, 1973
17.5	13	228	1	Lenny Moore, 1953
17.0	35	396	—	Shorty Miller, 1912
16.1	12	193	0	Ron Younker, 1954
16.0	14	224	0	Bob Pollard, 1951
15.7	6	94	0	Dick Hoak, 1959
15.2	13	197	1	Matt Suhey, 1978
14.6	19	278	1	O.J. McDuffie, 1989
14.2	11	156	1	Mike Irwin, 1965
13.7	18	247	2	Jimmy Cefalo, 1977



► Wally Triplett

SEASON LEADERS

Season	Player	Ret.	Yards	Avg.	TD
1946	Robert Williams	16	164	10.3	0
1947	Robert Williams	20	214	10.7	0
1948	Elwood Petchel	14	144	10.3	0
1949	Bill Luther	18	241	13.4	0
1950	George Jacob	8	51	6.4	0
1951	Bob Pollard	14	224	16.0	1
1952	Don Bailey	16	213	13.3	0
1953	Lenny Moore	13	228	17.5	1
1954	Ron Younker	12	193	16.1	0
1955	Lenny Moore	4	45	11.3	0
1956	Billy Kane	15	135	9.0	0
1957	Dave Kasperian	6	62	10.3	0
1958	Dick Hoak	9	135	15.0	0
1959	Dick Hoak	6	94	15.7	0
1960	Don Jonas	7	150	21.4	1
1961	Al Gursky	5	49	9.8	0
1962	Junior Powell	5	33	6.6	0
1963	Junior Powell	18	222	12.3	0
1964	Joe Vargo	19	233	12.3	1
1965	Mike Irwin	11	156	14.2	1
1966	Mike Irwin	11	112	10.2	0
1967	Dennis Onkotz	5	86	17.2	1
1968	Dennis Onkotz	18	208	11.6	0
1969	Dennis Onkotz	24	325	13.5	1
1970	Mike Smith	21	200	9.5	1
1971	John Cappelletti	28	274	9.8	0
1972	Gary Hayman	33	275	8.3	1
1973	Gary Hayman	23	442	19.2	1
1974	Jim Eaise	27	187	6.9	0
1975	Gary Petercuskie	11	81	7.4	0
1976	Rich Mauti	17	208	12.2	0
1977	Jimmy Cefalo	18	247	13.7	2
1978	Matt Suhey	13	197	15.2	1
1979	Mike Guman	14	102	7.3	0
1980	Kevin Baugh	5	88	17.6	1
1981	Kevin Baugh	10	101	10.1	0
1982	Kevin Baugh	29	315	10.8	0
1983	Kevin Baugh	18	167	9.3	0
1984	Kevin Woods	13	77	6.8	0
1985	Michael Timpson	13	164	12.6	0
1986	Jim Coates	36	309	8.6	0
1987	Michael Timpson	15	162	10.8	1
1988	Michael Timpson	16	162	10.1	1
1989	O.J. McDuffie	19	278	14.6	1
1990	Tisen Thomas	29	380	13.1	0
1991	O.J. McDuffie	33	358	10.8	2
1992	O.J. McDuffie	30	398	13.3	0
1993	Bobby Engram	33	402	12.2	0
1994	Mike Archie	11	126	11.5	0
1995	Bobby Engram	19	187	9.8	0
1996	Chris Campbell	24	242	10.1	1
1997	Chris Eberly	25	176	7.0	0
1998	Bruce Branch	41	446	10.9	1
1999	Bruce Branch	41	464	11.3	2
2000	Rod Perry	14	65	4.6	0
2001	Bruce Branch	22	245	11.1	1
2002	Bryant Johnson	41	528	12.9	1
2003	Calvin Lowry	26	240	9.2	0
2004	Calvin Lowry	28	232	8.3	0
2005	Calvin Lowry	32	340	10.6	0
2006	Derrick Williams	25	301	12.0	1
2007	Derrick Williams	23	254	11.0	1
2008	Derrick Williams	18	169	9.4	1
2009	Drew Astorino	7	55	7.9	0

LONGEST PUNT RETURNS

Yards	Player
100	Jim Boring vs. Johns Hopkins, 1933
92	Mark Robinson vs. Rutgers, 1982
90	Bruce Branch vs. Indiana, 1999
85	Wally Triplett vs. West Virginia, 1948
85	Mike Guman at West Virginia, 1978
84	O.J. McDuffie at Syracuse, 1989
83	Gary Hayman vs. North Carolina State, 1973
81	Bryant Johnson vs. Michigan State, 2002
80	Fritz Andrews vs. Lehigh, 1935
80	Bill Luther vs. Syracuse, 1949
79	Bruce Branch vs. Michigan, 1999
78	Joe Vargo at Houston, 1964
78	Derrick Williams vs. Notre Dame, 2007
77	Don Bailey at Syracuse, 1952
*75	Mike Smith vs. West Virginia, 1970
75	Jimmy Cefalo vs. Kentucky, 1977
75	Derrick Williams vs. Temple, 2006
74	Mike Irwin vs. West Virginia, 1965
73	Bruce Branch vs. Bowling Green, 1998
*71	Dennis Onkotz at Pittsburgh, 1969
71	Bruce Branch at Illinois, 2001
70	Dexter Very at Pennsylvania, 1911

*Non-scoring play.



► Jimmy Cefalo

TOP 10 CAREER PUNT RETURNERS

Season	Avg.	Ret.	Yards	TD	Season	Avg.	Ret.	Yards	TD
Ron Younker					Mike Archie				
1953	22.0	4	88	0	1992	44.5	2	89	1
1954	16.1	12	193	0	1993	26.0	3	78	0
Career	17.6	16	281	0	1994	11.5	11	126	0
Wally Triplett					Jimmy Cefalo				
1946	14.4	5	72	0	1995	5.5	8	44	0
1947	10.6	7	74	0	Career	14.0	24	337	1
1948	26.8	5	134	1	Dennis Onkotz				
Career	16.5	17	280	1	1967	17.2	5	86	1
Don Jonas					1968	11.6	18	208	0
1958	17.0	5	85	1	1969	13.5	24	325	1
1960	21.4	7	150	1	Career	13.2	47	619	2
1961	7.2	5	36	0	Joe Vargo				
Career	15.9	17	271	2	1963	16.8	4	67	0
Lenny Moore					1964	12.3	19	233	1
1953	17.5	13	228	1	Career	13.0	23	300	1
1954	15.0	7	105	0	Gary Hayman				
1955	11.3	4	45	0	1972	8.3	33	275	1
Career	15.8	24	378	1	1973	19.2	23	442	1
Dick Hoak					Career	12.8	56	717	2
1958	15.0	9	135	0					
1959	15.7	6	94	0					
1960	—	0	0	0					
Career	15.3	15	229	0					

KICKOFF RETURN RECORDS

► KICKOFF RETURNS

Game: 7
Gary Brown at West Virginia, 1988.

Season: 26
Kevin Baugh, 1983.

Career: 67
Kenny Watson, 1996-2000.

► KICKOFF RETURN YARDAGE

Game: 201
Gary Brown vs. Texas, 1990.

Season: 581
A.J. Wallace, 2007.

Career: 1506
Kenny Watson, 1996-2000.

► KICKOFF RETURN YARDAGE AVERAGE

Game: 47.5
A.J. Wallace (2 returns) vs. Akron, 2006.

Season: 43.0
Gary Brown, 1990.

Career: 29.6
Larry Joe, 1946-48.

► TOUCHDOWNS

Game: 1
by many players; (Last: A.J. Wallace vs. Ohio State, 2007).

Season: 2
Chuck Peters, 1940;
Curt Warner, 1980.

Career: 3
Curt Warner, 1979-82.

► Kenny Watson



CAREER LEADERS



Larry Joe
29.6 average



Curt Warner
28.8 average




Charlie Pittman
28.4 average

CAREER KICKOFF RETURN AVERAGE

Avg.	Ret.	Yards	TD	
<i>(Minimum 16 Returns)</i>				
29.6	16	473	1	Larry Joe, 1946-48
28.8	32	922	3	Curt Warner, 1979-82
28.4	17	483	1	Charlie Pittman, 1967-69
26.9	18	484	1	Gary Hayman, 1972-73
26.3	25	658	1	Blair Thomas, 1985-87, 89
25.7	23	591	1	Roger Kochman, 1959-62
24.6	19	468	0	Lydell Mitchell, 1969-71
24.4	25	609	0	Shelly Hammonds, 1990-93
24.3	23	560	0	Lenny Moore, 1953-55
24.2	38	920	0	Gary Brown, 1987-90
24.0	47	1128	1	A.J. Wallace, 2006-09
23.9	22	526	0	Leroy Thompson, 1987-90

SEASON KICKOFF RETURN AVERAGE

Avg.	Ret.	Yards	TD	
<i>(Minimum 8 Returns)</i>				
43.0	8	344	0	Gary Brown, 1990
35.0	10	350	2	Curt Warner, 1980
32.6	9	293	1	Larry Joe, 1947
31.9	12	383	1	Blair Thomas, 1986
29.6	8	237	1	Gary Hayman, 1973
29.6	8	237	0	Rodney Kinlaw, 2005
29.0	17	493	1	Curt Warner, 1979
28.7	10	287	1	Charlie Pittman, 1967
28.0	8	224	1	Rich Mauti, 1975
27.4	9	247	0	Bob Riggle, 1965
26.7	17	454	1	Larry Johnson, 2001
26.5	16	424	0	Shelly Hammonds, 1993
26.4	22	581	1	A.J. Wallace, 2007
26.3	12	316	1	Paul Johnson, 1969



► Lenny Moore

SEASON LEADERS

Season	Player	Ret.	Yards	Avg.	TD
1940	Chuck Peters	5	261	52.2	2
1946	Robert Williams	3	77	25.7	0
1947	Larry Joe	9	293	32.6	1
1948	Larry Joe	6	147	24.5	0
1949	Owen Dougherty	8	132	16.5	0
1950	Earle Mundell	9	227	25.2	0
1951	Ted Shattuck	9	168	18.7	0
1952	Richard Jones	13	303	23.3	0
1953	Lenny Moore	5	136	27.2	0
1954	Lenny Moore	4	142	35.5	0
1955	Billy Kane	13	273	21.0	0
1956	Billy Kane	7	197	28.1	0
1957	Dave Kasperian	6	191	31.9	0
1958	Dave Kasperian	2	90	45.0	0
1959	Dick Hoak	6	215	35.8	0
1960	Jim Kerr	8	158	19.8	0
1961	Roger Kochman	10	229	22.9	0
1962	Roger Kochman	10	218	21.8	0
1963	Gary Klingensmith	10	245	24.5	0
1964	Don Kunit	9	223	24.8	0
1965	Bob Riggle	9	247	27.4	0
1966	Mike Irwin	16	285	17.9	0
1967	Bob Campbell	5	179	35.8	0
1968	Charlie Pittman	4	110	27.5	0
1969	Paul Johnson	12	316	26.3	1
1970	Lydell Mitchell	16	410	25.6	0
1971	John Cappelletti	15	355	23.7	0
1972	Gary Hayman	10	247	24.7	0
1973	Gary Hayman	8	237	29.6	1
1974	Jimmy Cefalo	9	159	17.7	0
1975	Rich Mauti	8	224	28.0	1
1976	Rich Mauti	13	217	16.7	0
1977	Booker Moore	6	155	25.8	0
1978	Matt Suhey	5	103	20.6	0
1979	Curt Warner	17	493	29.0	1
1980	Curt Warner	10	350	35.0	2
1981	Jon Williams	8	133	16.6	0
1982	Kevin Baugh	18	404	22.4	0
1983	Kevin Baugh	26	503	19.3	0
1984	Jim Coates	12	277	23.1	0
1985	Blair Thomas	9	217	24.1	0
1986	Blair Thomas	12	383	31.9	1
1987	Leroy Thompson	10	245	24.5	0
1988	Gary Brown	22	427	19.4	0
1989	Bobby Samuels	10	197	19.7	0
1990	Gary Brown	8	344	43.0	0
1991	Richie Anderson	9	222	24.7	0
1992	O.J. McDuffie	14	323	23.1	0
1993	Shelly Hammonds	16	424	26.5	0
1994	Mike Archie	11	240	21.8	0
1995	Stephen Pitts	17	364	21.4	0
1996	Kenny Watson	16	376	23.5	0
1997	Chris Eberly	22	530	24.1	0
1998	Eddie Drummond	7	117	16.7	0
1999	Kenny Watson	22	522	23.7	0
2000	Larry Johnson	18	444	24.7	0
2001	Larry Johnson	17	454	26.7	1
2002	Larry Johnson	11	219	19.9	0
2003	Calvin Lowry	16	300	18.8	0
2004	Rodney Kinlaw	10	198	19.8	0
2005	Rodney Kinlaw	8	237	29.6	0
2006	A.J. Wallace	16	388	24.2	0
2007	A.J. Wallace	22	581	26.4	1
2008	Derrick Williams	20	515	25.8	2
2009	Chaz Powell	16	371	23.2	0

LONGEST KICKOFF RETURNS

Yards	Player
101	Chuck Peters vs. New York U., 1940
100	Fritz Barrett vs. Carnegie Tech, 1910
100	Roger Kochman vs. Syracuse, 1959
100	Rich Mauti at Temple, 1975
98	Thomas Evans vs. Marshall, 1930
98	Gary Hayman at Maryland, 1973
97	Larry Johnson at Illinois, 2001
97	A.J. Wallace vs. Ohio State, 2007
96	Chuck Peters at Lehigh, 1940
95	Shorty Miller at Pennsylvania, 1911
95	Charlie Way vs. Ursinus, 1919
95	Harry Wilson vs. Navy, 1923
95	Cy Lungren vs. Marietta, 1926
95	Larry Joe vs. Bucknell, 1947
95	Curt Warner vs. Pittsburgh, 1979
*95	Gary Brown vs. Texas, 1990
94	Harry Harrison at Pennsylvania, 1936
94	John Patrick vs. Bucknell, 1936
94	Derrick Williams vs. Illinois, 2008
91	Paul Johnson vs. Colorado, 1969
91	Blair Thomas vs. Pittsburgh, 1986

*Non-scoring play.

TOP 10 CAREER KICKOFF RETURNERS

Season	Avg.	Ret.	Yards	TD	Season	Avg.	Ret.	Yards	TD
Larry Joe					Roger Kochman				
1946	33.0	1	33	0	1959	48.0	3	144	1
1947	32.6	9	293	1	1961	22.9	10	229	0
1948	24.5	6	147	0	1962	21.8	10	218	0
Career	29.6	16	473	1	Career	25.7	23	591	1
Curt Warner					Lydell Mitchell				
1979	29.0	17	493	1	1969	25.0	1	25	0
1980	35.0	10	350	2	1970	25.6	16	410	0
1981	15.8	5	79	0	1971	16.5	2	33	0
1982	—	0	0	0	Career	24.6	19	468	0
Career	28.8	32	922	3	Shelly Hammonds				
Charlie Pittman					1990	25.0	3	75	0
1967	28.7	10	287	1	1991	18.3	6	110	0
1968	27.5	4	110	0	1992	—	0	0	0
1969	28.7	3	86	0	1993	26.5	16	424	0
Career	28.4	17	483	1	Career	24.4	25	609	0
Gary Hayman					Lenny Moore				
1972	24.7	10	247	0	1953	27.2	5	136	0
1973	29.6	8	237	1	1954	31.8	5	159	0
Career	26.9	18	484	1	1955	20.4	13	265	0
Blair Thomas					Career	24.3	23	560	0
1985	24.1	9	217	0	Gary Brown				
1986	31.9	12	383	1	1987	17.8	4	71	0
1987	14.5	4	58	0	1988	19.4	22	427	0
1989	—	0	0	0	1989	19.5	4	78	0
Career	26.3	25	658	1	1990	43.0	8	344	0
					Career	24.2	38	920	0

CAREER LEADERS



Larry Johnson
5045 yards



Curt Warner
4982 yards



Blair Thomas
4512 yards

ALL-PURPOSE RUNNING RECORDS

► YARDAGE

Game: 341

Curt Warner at Syracuse, 1981.

By a senior: 327

Larry Johnson at Indiana, 2002.

By a junior: 341

Curt Warner at Syracuse, 1981.

By a sophomore: 265

Charlie Pittman vs. West Virginia, 1967.

By a freshman: 280

Curt Warner vs. Rutgers, 1979.

Season: 2655

Larry Johnson, 2002.

By a senior: 2655

Larry Johnson, 2002.

By a junior: 1772

Blair Thomas, 1987.

By a sophomore: 1364

Curt Warner, 1980.

By a freshman: 1191

D.J. Dozier, 1983.

Career: 5045

Larry Johnson, 1999-2002.

CAREER ALL-PURPOSE RUNNING YARDAGE

Yards	Rush	Rec.	Ret.	
5045	2953	681	1411	Larry Johnson, 1999-2002
4982	3398	662	922	Curt Warner, 1979-82
4512	3301	477	734	Blair Thomas, 1985-87, 89
4231	3320	799	112	Tony Hunt, 2003-06
4156	594	1743	1819	Derrick Williams, 2005-08
4043	155	3026	862	Bobby Engram, 1991, 93-95
4034	3256	506	272	Curtis Enis, 1995-97
3904	2934	470	500	Lydell Mitchell, 1969-71
3895	3227	613	55	D.J. Dozier, 1983-86
3817	330	1988	1499	O.J. McDuffie, 1988-92
3735	2639	207	889	John Cappelletti, 1971-73
3549	2818	328	403	Matt Suhey, 1976-79
3543	2380	89	1074	Lenny Moore, 1953-55
3436	2518	726	192	Eric McCoo, 1998-2001
3286	2918	360	8	Evan Royster, 2007-09
3229	2829	172	228	Ki-Jana Carter, 1992-94

SEASON ALL-PURPOSE RUNNING YARDAGE

Yards	Rush	Rec.	Ret.	
2655	2087	349	219	Larry Johnson, 2002
1831	133	977	721	O.J. McDuffie, 1992
1772	1414	300	58	Blair Thomas, 1987
1754	1567	154	33	Lydell Mitchell, 1971
1743	1539	123	81	Ki-Jana Carter, 1994
1645	1386	259	0	Tony Hunt, 2006
1607	1522	69	16	John Cappelletti, 1973
1578	1363	215	0	Curtis Enis, 1997
1535	1341	118	76	Blair Thomas, 1989
1501	1210	291	0	Curtis Enis, 1996
1486	1082	44	360	Lenny Moore, 1954
1475	1329	128	18	Rodney Kinlaw, 2007
1474	1117	138	219	John Cappelletti, 1972

GAME ALL-PURPOSE RUNNING YARDAGE


Yards	Rush	Rec.	Ret.	
341	256	20	65	Curt Warner at Syracuse, 1981
327	327	0	0	Larry Johnson at Indiana, 2002
302	115	0	187	Harry Wilson vs. Navy, 1923
297	279	0	18	Larry Johnson vs. Illinois, 2002
295	88	49	158	Bob Campbell at Navy, 1967
289	279	10	0	Larry Johnson vs. Michigan State, 2002
282	0	112	170	Gary Hayman vs. North Carolina State, 1973
282	132	0	150	Stephen Pitts vs. Iowa, 1995
280	100	71	109	Curt Warner vs. Rutgers, 1979
280	43	212	25	O.J. McDuffie vs. Boston College, 1992
278	162	42	74	Harry Wilson at Pennsylvania, 1923
278	243	0	35	Bob Pollard at Rutgers, 1951
278	238	26	14	Curt Warner at Nebraska, 1981
269	186	83	0	Curtis Enis at Purdue, 1997
265	137	45	83	Charlie Pittman vs. West Virginia, 1967
263	257	6	0	Larry Johnson vs. Northwestern, 2002

► Larry Johnson



SEASON LEADERS

Season	Player	Yards	Rush	Rec.	Ret.
1946	Elwood Petchel	495	373	0	122
1947	Larry Joe	656	350	0	306
1948	Wally Triplett	734	424	90	220
1949	Bill Luther	605	200	0	405
1950	Tony Orsini	745	563	29	153
1951	Ted Shattuck	833	579	80	174
1952	Bob Pollard	589	341	84	164
1953	Lenny Moore	1013	601	8	404
1954	Lenny Moore	1486	1082	44	360
1955	Lenny Moore	1044	697	37	310
1956	Billy Kane	1085	530	232	333
1957	Dave Kasperian	830	469	108	253
1958	Dave Kasperian	624	381	107	141
1959	Jim Kerr	710	320	122	268
1960	Jim Kerr	799	389	163	247
1961	Roger Kochman	1154	666	226	262
1962	Roger Kochman	1176	652	254	270
1963	Gary Klingensmith	871	450	173	248
1964	Don Kunit	734	418	94	223
1965	Mike Irwin	974	398	217	359
1966	Bob Campbell	842	482	139	221
1967	Charlie Pittman	927	580	60	287
1968	Charlie Pittman	1262	950	196	116
1969	Charlie Pittman	919	706	127	86
1970	Lydell Mitchell	1271	751	110	410
1971	Lydell Mitchell	1754	1567	154	33
1972	John Cappelletti	1474	1117	138	219
1973	John Cappelletti	1607	1522	69	16
1974	Tom Donchez	1056	880	176	0
1975	Woody Petchel	697	621	14	72
1976	Mike Guman	601	470	127	44
1977	Jimmy Cefalo	872	72	507	293
1978	Matt Suhey	1131	720	111	300
1979	Matt Suhey	1127	973	99	55
1980	Curt Warner	1364	922	92	350
1981	Curt Warner	1229	1044	106	79
1982	Curt Warner	1376	1041	335	0
1983	Kevin Baugh	1224	7	547	670
1984	D.J. Dozier	796	691	50	55
1985	D.J. Dozier	810	723	87	0
1986	D.J. Dozier	1098	811	287	0
1987	Blair Thomas	1772	1414	300	58
1988	Gary Brown	1268	689	152	427
1989	Blair Thomas	1535	1341	118	76
1990	Leroy Thompson	835	573	245	17
1991	O.J. McDuffie	1367	102	790	475
1992	O.J. McDuffie	1831	133	977	721
1993	Bobby Engram	1324	15	873	436
1994	Ki-Jana Carter	1743	1539	123	81
1995	Bobby Engram	1407	94	1084	229
1996	Curtis Enis	1501	1210	291	0
1997	Curtis Enis	1578	1363	215	0
1998	Eric McCoo	956	822	35	99
1999	Eric McCoo	1028	739	249	40
2000	Eric McCoo	980	692	288	0
2001	Larry Johnson	982	337	136	509
2002	Larry Johnson	2655	2087	349	219
2003	Tony Johnson	541	0	445	96
2004	Tony Hunt	1223	777	334	112
2005	Tony Hunt	1253	1047	206	0
2006	Tony Hunt	1645	1386	259	0
2007	Rodney Kinlaw	1475	1329	128	18
2008	Derrick Williams	1412	243	485	684
2009	Evan Royster	1364	1169	187	8



► D.J. Dozier

TOP 10 CAREER ALL-PURPOSE RUNNERS

Season	Yards	Rush	Rec.	Ret.	Season	Yards	Rush	Rec.	Ret.
Larry Johnson					Bobby Engram				
1999	475	171	74	230	1991	90	0	40	50
2000	933	358	122	453	1993	1324	15	873	436
2001	982	337	136	509	1994	1222	46	1029	147
2002	2655	2087	349	219	1995	1407	94	1084	229
Career	5045	2953	681	1411	Career	4043	155	3026	862
Curt Warner					Curtis Enis				
1979	1013	391	129	493	1995	955	683	0	272
1980	1364	922	92	350	1996	1501	1210	291	0
1981	1229	1044	106	79	1997	1578	1363	215	0
1982	1376	1041	335	0	Career	4034	3256	506	272
Career	4982	3398	662	922	Lydell Mitchell				
Blair Thomas					1969	879	616	206	57
1985	259	42	0	217	1970	1271	751	110	410
1986	946	504	59	383	1971	1754	1567	154	33
1987	1772	1414	300	58	Career	3904	2934	470	500
1989	1535	1341	118	76	D.J. Dozier				
Career	4512	3301	477	734	1983	1191	1002	189	0
Tony Hunt					1984	796	691	50	55
2003	110	110	0	0	1985	810	723	87	0
2004	1223	777	334	112	1986	1098	811	287	0
2005	1253	1047	206	0	Career	3895	3227	613	55
2006	1645	1386	259	0	O.J. McDuffie				
Career	4231	3320	799	112	1988	48	6	42	0
Derrick Williams					1989	530	88	164	278
2005	668	105	289	274	1990	41	1	15	25
2006	955	145	440	370	1991	1367	102	790	475
2007	1121	101	529	491	1992	1831	133	977	721
2008	1412	243	485	684	Career	3817	330	1988	1499
Career	4156	594	1743	1819					

PUNTING RECORDS

► PUNTS

Game: 14
Joe Colone at Cornell, 1942.

By a senior: 12, by four players;
(Last: Scott Fitzkee at Temple, 1978).

By a junior: 11
Jeremy Kapinos vs. Florida State,
2006 Orange.

By a sophomore: 12
Bob Parsons vs. Missouri, 1970 Orange.

By a freshman: 14
Joe Colone at Cornell, 1942.

Season: 79
John Bruno Jr., 1984.

By a senior: 68
George Reynolds, 1983.

By a junior: 71
David Royer, 2001.

By a sophomore: 79
John Bruno Jr., 1984.

By a freshman: 71
Ralph Giacomarro, 1979.

Career: 251
Jeremy Kapinos, 2003-06.

► PUNTING YARDAGE

Game: 453
Doug Helkowski at Alabama, 1988.

Season: 3273
John Bruno Jr., 1984.

By a senior: 2899
George Reynolds, 1983.

By a junior: 2880
David Royer, 2001.

By a sophomore: 3273
John Bruno Jr., 1984.

By a freshman: 2850
Jeremy Kapinos, 2003.

Career: 10,476
Jeremy Kapinos, 2003-06.

► PUNTING YARDAGE AVG.

Game: 54.8
Ralph Giacomarro (4 punts)
at Syracuse, 1981.

By a senior: 52.4
Bob Campbell (5 punts)
vs. Miami (Fla.), 1968.

By a junior: 54.8
Ralph Giacomarro (4 punts)
at Syracuse, 1981.

By a sophomore: 52.0
Jeremy Kapinos (5 punts)
vs. Purdue, 2004.

By a freshman: 48.7
Jeremy Kapinos (6 punts)
vs. Boston College, 2003.

Season: 43.6
Ralph Giacomarro, 1981.


By a senior: 43.3
Jeremy Boone, 2009.

By a junior: 43.6
Ralph Giacomarro, 1981.

By a sophomore: 43.3
Ralph Giacomarro, 1980.

By a freshman: 41.9
Jeremy Kapinos, 2003.

Career: 43.1
Jeremy Boone, 2007-09.



► Jeremy Boone

CAREER LEADERS



Jeremy Boone
43.1 average



George Reynolds
43.0 average



Ralph Giacomarro
41.8 average

CAREER PUNTING AVERAGE

Avg.	Punts	Yards	
<i>(Minimum 45 Punts)</i>			
43.1	151	6512	Jeremy Boone, 2007-09
43.0	72	3096	George Reynolds, 1980-83
41.8	225	9402	Ralph Giacomarro, 1979-82
41.8	186	7782	Pat Pidgeon, 1996-99
41.7	204	8508	John Bruno Jr., 1984-86
41.7	251	10476	Jeremy Kapinos, 2003-06
40.5	62	2511	Chris Claus, 1987
40.0	193	7711	David Royer, 1999-2002
39.0	241	9391	Doug Helkowski, 1988-91
38.9	153	5948	Bob Parsons, 1969-71
38.6	56	2163	Chris Bahr, 1973-75
38.4	79	3035	Joe Colone, 1946-48
38.4	119	4568	Darrell Kania, 1994-96

SEASON PUNTING AVERAGE

Avg.	Punts	Yards	
<i>(Minimum 30 Punts)</i>			
43.6	55	2395	Ralph Giacomarro, 1981
43.3	52	2252	Ralph Giacomarro, 1980
43.3	53	2296	Jeremy Boone, 2009
43.0	59	2538	Jeremy Boone, 2007
43.0	39	1678	Jeremy Boone, 2008
42.9	60	2575	John Bruno Jr., 1985
42.6	68	2899	George Reynolds, 1983
42.6	55	2341	Pat Pidgeon, 1997
42.6	59	2512	Pat Pidgeon, 1998
41.9	68	2850	Jeremy Kapinos, 2003
41.8	61	2549	Jeremy Kapinos, 2004
41.7	61	2555	Jeremy Kapinos, 2006
41.4	34	1408	Chuck Raisig, 1962
41.4	79	3273	John Bruno Jr., 1984
41.4	55	2276	Pat Pidgeon, 1999
41.3	61	2552	Jeremy Kapinos, 2005

GAME PUNTING AVERAGE

Avg.	Punts	Yards	
<i>(Minimum 4 Punts)</i>			
54.8	4	219	Ralph Giacomarro at Syracuse, 1981
52.4	5	262	Bob Campbell vs. Miami (Fla.), 1968
52.0	5	260	Jeremy Kapinos vs. Purdue, 2004
51.4	5	257	Jeremy Boone vs. Texas A&M, 2007 Alamo
51.0	4	204	Doug Helkowski vs. Texas, 1990
50.5	6	303	Jeremy Kapinos at Ohio State, 2004
50.5	6	303	Jeremy Kapinos at Ohio State, 2006
49.5	4	198	Jeremy Boone at Illinois, 2009
48.7	6	292	Jeremy Kapinos vs. Boston College, 2003
48.5	4	194	Chris Bahr vs. Alabama, 1975
48.4	5	242	Ralph Giacomarro vs. Miami (Fla.), 1980
48.3	4	193	Ralph Giacomarro vs. Alabama, 1981
48.3	4	193	Ralph Giacomarro vs. Pittsburgh, 1982

SEASON LEADERS

Season	Player	Punts	Yards	Avg.	Blk
1946	Joe Colone	30	1120	37.3	0
1947	Joe Colone	28	1120	40.0	0
1948	Joe Colone	21	795	37.9	0
1949	Bill Luther	34	1180	34.8	1
1950	Vince O'Bara	51	1638	32.1	1
1951	Art Betts	53	1855	35.2	1
1952	Ted Kemmerer	52	1904	36.7	2
1953	Don Eyer	10	330	33.0	2
1954	Don Bailey	26	898	34.5	0
1955	Jim Hochberg	10	436	43.6	0
1956	Milt Plum	33	1297	39.3	0
1957	Rich Lucas	21	750	35.7	0
1958	Rich Lucas	29	1083	37.3	0
1959	Dick Pae	14	492	35.1	0
1960	Chuck Raisig	40	1389	34.7	0
1961	Pete Liske	24	880	36.7	0
1962	Chuck Raisig	34	1408	41.4	0
1963	Frank Hershey	46	1632	35.5	0
1964	Frank Hershey	57	2128	37.3	0
1965	Wayne Corbett	44	1658	37.7	0
1966	Wayne Corbett	63	2365	37.5	2
1967	Bob Campbell	12	541	45.1	0
1968	Steve Brezna	46	1739	37.8	1
1969	Bob Parsons	58	2353	40.6	1
1970	Bob Parsons	54	2009	37.2	0
1971	Bob Parsons	41	1586	38.7	0
1972	Brian Masella	55	2085	37.9	0
1973	Brian Masella	48	1757	36.6	0
1974	Brian Masella	56	2201	39.3	0
1975	Chris Bahr	56	2163	38.6	0
1976	Scott Fitzkee	59	2087	35.4	0
1977	Scott Fitzkee	44	1699	38.6	0
1978	Scott Fitzkee	65	2335	35.9	0
1979	Ralph Giacomarro	71	2822	39.8	1
1980	Ralph Giacomarro	52	2252	43.3	2
1981	Ralph Giacomarro	55	2395	43.6	0
1982	Ralph Giacomarro	47	1933	41.1	2
1983	George Reynolds	68	2899	42.6	1
1984	John Bruno Jr.	79	3273	41.4	0
1985	John Bruno Jr.	60	2575	42.9	1
1986	John Bruno Jr.	65	2660	40.9	0
1987	Chris Clauss	62	2511	40.5	0
1988	Doug Helkowski	68	2668	39.2	3
1989	Doug Helkowski	57	2175	38.2	4
1990	Doug Helkowski	59	2327	39.4	2
1991	Doug Helkowski	57	2221	39.0	0
1992	Jamie Dreese	39	1599	41.0	1
1993	V.J. Muscillo	55	2014	36.6	0
1994	Darrell Kania	23	849	36.9	0
1995	Darrell Kania	45	1682	37.4	0
1996	Darrell Kania	51	2037	39.9	0
1997	Pat Pidgeon	55	2341	42.6	0
1998	Pat Pidgeon	59	2512	42.6	1
1999	Pat Pidgeon	55	2276	41.4	0
2000	David Royer	62	2411	38.9	2
2001	David Royer	71	2880	40.6	0
2002	David Royer	50	2053	41.1	0
2003	Jeremy Kapinos	68	2850	41.9	2
2004	Jeremy Kapinos	61	2549	41.8	0
2005	Jeremy Kapinos	61	2522	41.3	0
2006	Jeremy Kapinos	61	2555	41.9	0
2007	Jeremy Boone	59	2538	43.0	0
2008	Jeremy Boone	39	1678	43.0	0
2009	Jeremy Boone	53	2296	43.3	3

LONGEST PUNTS

Yards	Player
89	Coop French at Iowa, 1930
78	Jeremy Kapinos at Ohio State, 2004
76	Chris Clauss vs. Rutgers, 1987
73	Milt Plum at Ohio State, 1956
71	Joe Colone at Syracuse, 1946
71	John Bruno Jr. vs. Boston College, 1985
70	Coop French at Iowa, 1930
70	Joe Colone at Syracuse, 1946
70	Jeremy Kapinos vs. Purdue, 2004
70	Jeremy Boone at Illinois, 2007
69	Bob Parsons at Colorado, 1970
68	Jeremy Kapinos at Ohio State, 2006
68	Jeremy Boone at Indiana, 2007
67	Joe Colone vs. Navy, 1947
67	Art Betts vs. Michigan State, 1951
67	Wayne Corbett at Pittsburgh, 1965
66	Frank Hershey vs. Maryland, 1964
66	Jeremy Boone at Illinois, 2009
65	W.G. Cooper vs. Villanova, 1935
65	Tom Cherry vs. UCLA, 1967
65	Bob Parsons vs. Colorado, 1969
64	Brian Masella vs. Maryland, 1972
64	Scott Fitzkee vs. Maryland, 1977
64	Ralph Giacomarro at Syracuse, 1981
64	Ralph Giacomarro at North Carolina State, 1981
64	David Royer vs. Ohio State, 2001

TOP CAREER PUNTERS

Season	Avg.	Punts	Yds.	Blk	Season	Avg.	Punts	Yds.	Blk
Jeremy Boone					Chris Clauss				
2007	43.0	59	2538	0	1987	40.5	62	2511	0
2008	43.0	39	1678	0	Career	40.5	62	2511	0
2009	43.3	53	2296	3	David Royer				
Career	43.1	151	6512	3	1999	36.7	10	367	0
George Reynolds					2000	38.9	62	2411	2
1981	43.0	1	43	0	2001	40.6	71	2880	0
1982	51.3	3	154	0	2002	41.1	50	2053	0
1983	42.6	68	2899	1	Career	40.0	193	7711	2
Career	43.0	72	3096	1	Doug Helkowski				
Ralph Giacomarro					1988	39.2	68	2668	3
1979	39.8	71	2822	1	1989	38.2	57	2175	4
1980	43.3	52	2252	2	1990	39.4	59	2327	2
1981	43.6	55	2395	0	1991	39.0	57	2221	0
1982	41.1	47	1933	2	Career	39.0	241	9391	9
Career	41.8	225	9402	5	Bob Parsons				
Pat Pidgeon					1969	40.6	58	2353	1
1996	38.4	17	653	0	1970	37.2	54	2009	0
1997	42.6	55	2341	0	1971	38.7	41	1586	0
1998	42.6	59	2512	1	Career	38.9	153	5948	1
1999	41.4	55	2276	0	Chris Bahr				
Career	41.8	186	7782	1	1975	38.6	56	2163	0
John Bruno Jr.					Career	38.6	56	2163	0
1984	41.4	79	3273	0	Joe Colone				
1985	42.9	60	2575	1	1946	37.3	30	1120	0
1986	40.9	65	2660	0	1947	40.0	28	1120	0
Career	41.7	204	8508	1	1948	37.9	21	795	0
Jeremy Kapinos					Career	38.4	79	3035	0
2003	41.9	68	2850	2	Darrell Kania				
2004	41.8	61	2549	0	1994	36.9	23	849	0
2005	41.3	61	2522	0	1995	37.4	45	1682	0
2006	41.9	61	2555	0	1996	39.9	51	2037	1
Career	41.7	251	10476	2	Career	38.4	119	4568	1

SCORING RECORDS

► POINTS

Game: 36
Harry Robb vs. Gettysburg, 1917.

By a senior: 32
Charles Atherton vs. Gettysburg, 1894.

By a junior: 30
Ki-Jana Carter vs. Michigan State, 1994.

By a sophomore: 36
Harry Robb vs. Gettysburg, 1917.

By a freshman: 24
Mike Guman vs. Army, 1976.

Season: 174
Lydell Mitchell, 1971.

By a senior: 174
Lydell Mitchell, 1971.

By a junior: 138
Ki-Jana Carter, 1994.

By a sophomore: 96
Kevin Kelly, 2006.

By a freshman: 99
Kevin Kelly, 2005.

Career: 425
Kevin Kelly, 2005-08.

► TOUCHDOWNS

Game: 6
Harry Robb vs. Gettysburg, 1917.

Season: 29
Lydell Mitchell, 1971.

Career: 41
Lydell Mitchell, 1969-71.

In Consecutive Games: 14
Curtis Enis, 1996 (3) through 1997 (11).


► KICKING POINTS

Game: 19
Travis Forney vs. Michigan State, 1998.

Season: 120
Kevin Kelly, 2008.

Career: 417
Kevin Kelly, 2005-08.

CAREER LEADERS



Kevin Kelly
425 points



Craig Fayak
282 points



Brett Conway
276 points

► EXTRA POINTS

Game: 10
Charles Atherton vs. Gettysburg, 1894;
Travis Forney vs. Akron, 1999.

Season: 62
Brett Conway, 1994.

Career: 183
Kevin Kelly, 2005-08.

► EXTRA POINT ATTEMPTS

Game: 10
Charles Atherton vs. Gettysburg, 1894;
Travis Forney vs. Akron, 1999.

Season: 63
Brett Conway, 1994.

Career: 185
Kevin Kelly, 2005-08.

► EXTRA POINT ACCURACY

Game: 100.0
Charles Atherton (10-10)
vs. Gettysburg, 1894;
Travis Forney (10-10) vs. Akron, 1999.

Season: 100.0
(Minimum 30 PAT)
Matt Bahr (31-31), 1978;
Massimo Manca (37-37), 1986;
Brett Conway (37-37), 1995; (39-39), 1996;
Travis Forney (44-44), 1999;
Kevin Kelly (60-60), 2008;
Collin Wagner (46-46), 2009.

Career: 100.0
Herb Menhardt (54-54), 1978-80.

Consecutive Made: 119
Brett Conway, 1994-96.

► FIELD GOALS

Game: 5
Brian Franco at Nebraska, 1981;
Massimo Manca vs. Notre Dame, 1985;
Travis Forney vs. Michigan State, 1998.

Half: 4
Matt Bahr vs. SMU, 1978.

Season: 22
Matt Bahr, 1978;
Kevin Kelly, 2006.

Career: 78
Kevin Kelly, 2005-08.

In Consecutive Games: 31
Kevin Kelly, 2005-08 (NCAA record).

► FIELD GOAL ATTEMPTS

Game: 6
Massimo Manca at West Virginia, 1986;
Travis Forney vs. Michigan State, 1998.

Season: 34
Kevin Kelly, 2006.

Career: 107
Kevin Kelly, 2005-08.

In Consecutive Games: 41
Kevin Kelly, 2005-08.

► FIELD GOAL ACCURACY

Game: 100.0
(Minimum 5 Attempts)
Brian Franco (5-5) vs. Nebraska, 1981;
Massimo Manca (5-5) vs. Notre Dame, 1985.

Season: 83.3
Brett Conway (10-12), 1994.

Career: 77.6
Nick Gancitano (38-49), 1981-83.

50-Yard Percentage: 40.0
Chris Bahr (6-15), 1973-75.

Consecutive Made: 13
Craig Fayak, 1992.



► Lydell Mitchell

SEASON LEADERS

Season	Player	Points	TD	PAT	FG
1946	Elwood Petchel	42	7	0	0
1947	Fran Rogel	36	6	0	0
1948	Wally Triplett	36	6	0	0
1949	Vince O'Bara	31	5	1-2	0
1950	Tony Orsini	30	5	0	0
1951	Ted Shattuck	30	5	0	0
1952	Bill Leonard	27	0	21-23	2
1953	Jim Garrity	48	4	17-19	1
1954	Lenny Moore	78	13	0	0
1955	Lenny Moore	30	5	0	0
	Milt Plum	30	3	*12-14	0
1956	Billy Kane	42	7	0	0
1957	Dave Kasperian	48	8	0	0
1958	Dave Kasperian	46	7	*0	0
1959	Rich Lucas	36	6	0	0
	Jim Kerr	36	6	0	0
1960	Jim Kerr	52	8	*0	0
1961	Roger Kochman	56	9	*0	0
1962	Roger Kochman	48	8	0	0
1963	Ron Coates	33	0	18-19	5-13
1964	Tom Urbanik	48	8	0	0
1965	Mike Irwin	42	7	0	0
	Dave McNaughton	42	7	0	0
1966	Tom Sherman	57	5	*7-10	6-8
1967	Don Abbey	88	9	*23-26	3-14
1968	Charlie Pittman	84	14	0	0
1969	Charlie Pittman	66	11	0	0
1970	Franco Harris	48	8	0	0
1971	Lydell Mitchell	174	29	0	0
1972	John Cappelletti	78	13	0	0
1973	John Cappelletti	102	17	0	0
1974	Tom Donchez	48	8	0	0
1975	Chris Bahr	73	0	19-20	18-33
1976	Mike Guman	48	8	0	0
1977	Matt Bahr	81	0	39-41	14-24
1978	Matt Bahr	97	0	31-31	22-27
1979	Herb Menhardt	70	0	28-28	14-20
1980	Herb Menhardt	71	0	26-26	15-21
1981	Brian Franco	81	0	36-37	15-21
1982	Curt Warner	78	13	0	0
1983	Nick Gancitano	85	0	34-36	17-21
1984	Nick Gancitano	49	0	19-19	10-14
1985	Massimo Manca	91	0	28-28	21-26
1986	Massimo Manca	79	0	37-37	14-23
1987	Blair Thomas	80	13	*0	0
1988	Gary Brown	44	7	*0	0
1989	Ray Tarasi	77	0	20-21	19-23
1990	Craig Fayak	74	0	29-30	15-21
1991	Craig Fayak	93	0	42-46	17-26
1992	Richie Anderson	116	19	*0	0
1993	Craig Fayak	79	0	40-42	13-23
1994	Ki-Jana Carter	138	23	0	0
1995	Brett Conway	85	0	37-37	16-24
1996	Brett Conway	93	0	39-39	18-24
1997	Curtis Enis	122	20	*0	0-0
1998	Travis Forney	89	0	29-30	20-29
1999	Travis Forney	107	0	44-44	21-26
2000	Ryan Primanti	64	0	22-25	14-20
2001	Eric McCoo	54	9	0	0
2002	Larry Johnson	140	23	*0	0
2003	Robbie Gould	49	0	22-24	9-16
2004	Robbie Gould	43	0	22-23	7-13
2005	Kevin Kelly	99	0	*49-50	16-23
2006	Kevin Kelly	96	0	30-31	22-34
2007	Kevin Kelly	110	1	44-45	20-26
2008	Kevin Kelly	120	0	60-60	20-24
2009	Collin Wagner	91	0	46-46	15-22

*Does not include one two-point conversion.

CAREER SCORING

Points	TD	PAT	FG	
425	1	*183	78	Kevin Kelly, 2005-08
282	0	132	50	Craig Fayak, 1990-93
276	0	141	45	Brett Conway, 1993-96
258	0	117	47	Travis Forney, 1996-99
246	41	0	0	Lydell Mitchell, 1969-71
232	0	115	39	Robbie Gould, 2001-04
230	38	**1	0	Curtis Enis, 1995-97
206	0	86	40	Massimo Manca, 1982, 84-86
206	34	**1	0	Larry Johnson, 1999-2002
204	34	0	0	Ki-Jana Carter, 1992-94
198	33	0	0	Curt Warner, 1979-82
192	32	0	0	Charlie Pittman, 1967-69
192	32	0	0	Bobby Engram, 1991, 93-95
191	0	74	39	Matt Bahr, 1976-78
190	0	76	38	Nick Gancitano, 1981-84

*Two-point conversion run; **two-point conversion pass reception.

SEASON SCORING

Points	TD	PAT	FG	
174	29	0	0	Lydell Mitchell, 1971
140	23	**1	0	Larry Johnson, 2002
138	23	0	0	Ki-Jana Carter, 1994
122	20	**1	0	Curtis Enis, 1997
120	0	60	20	Kevin Kelly, 2008
119	11	—	—	Pete Mauthe, 1909
116	19	*1	0	Richie Anderson, 1992
110	1	44	20	Kevin Kelly, 2007
107	0	44	21	Travis Forney, 1999
102	17	0	0	John Cappelletti, 1973
99	0	*49	16	Kevin Kelly, 2005
97	0	31	22	Matt Bahr, 1978
96	0	30	22	Kevin Kelly, 2006
93	0	42	17	Craig Fayak, 1991
93	0	39	18	Brett Conway, 1996
92	0	62	10	Brett Conway, 1994
91	0	28	21	Massimo Manca, 1985
91	0	46	15	Collin Wagner, 2009
89	0	29	20	Travis Forney, 1998
88	9	25	3	Don Abbey, 1967
85	0	34	17	Nick Gancitano, 1983
85	0	37	16	Brett Conway, 1995

*Does not include one two-point conversion.

GAME SCORING

Points	TD	PAT	FG	
36	6	0	0	Harry Robb vs. Gettysburg, 1917
33	4	9	0	Carl Forkum at Pittsburgh, 1903
*32	3	10	0	Charles Atherton vs. Gettysburg, 1894
30	5	0	0	Shorty Miller vs. Carnegie Tech, 1913
30	5	0	0	Lydell Mitchell at Navy, 1971
30	5	0	0	Lydell Mitchell vs. Maryland, 1971
30	5	0	0	Ki-Jana Carter vs. Michigan State, 1994
28	4	4	0	Johnny Roepke vs. Gettysburg, 1927
25	4	1	0	Tom Sherman vs. California, 1966
24	4	0	0	John Cappelletti vs. West Virginia, 1973
24	4	0	0	John Cappelletti vs. Ohio U., 1973
24	4	0	0	Mike Guman vs. Army, 1976
24	4	0	0	Leroy Thompson vs. Rutgers, 1990
24	4	0	0	Richie Anderson vs. Maryland, 1992
24	4	0	0	Brian O'Neal vs. Pittsburgh, 1992
24	4	0	0	Bobby Engram vs. Minnesota, 1993
24	4	0	0	Ki-Jana Carter vs. Ohio State, 1994
24	4	0	0	Bobby Engram at Rutgers, 1995
24	4	0	0	Curtis Enis at Purdue, 1997
24	4	0	0	Larry Johnson vs. Michigan State, 2002

TOP 10 CAREER SCORERS

Season	Points	TD	PAT	FG	Season	Points	TD	PAT	FG
Kevin Kelly					Robbie Gould				
2005	99	0	*49	16	2001	47	0	29	6
2006	96	0	30	22	2002	93	0	42	17
2007	110	1	44	20	2003	49	0	22	9
2008	120	0	60	20	2004	43	0	22	7
Career	425	1	*183	78	Career	232	0	115	39
Craig Fayak					Curtis Enis				
1990	74	0	29	15	1995	24	4	0	0
1991	93	0	42	17	1996	84	14	0	0
1992	36	0	21	5	1997	122	20	**1	0
1993	79	0	40	13	Career	230	38	**1	0
Career	282	0	132	50	Massimo Manca				
Brett Conway					1982	34	0	19	5
1993	6	0	3	1	1984	2	0	2	0
1994	92	0	62	10	1985	91	0	28	21
1995	85	0	37	16	1986	79	0	37	14
1996	93	0	39	18	Career	206	0	86	40
Career	276	0	141	45	Larry Johnson				
Travis Forney					1999	12	2	0	0
1996	3	0	3	0	2000	24	4	0	0
1997	59	0	41	6	2001	30	5	0	0
1998	89	0	29	20	2002	140	23	**1	0
1999	107	0	44	21	Career	206	34	**1	0
Career	258	0	117	47	Ki-Jana Carter				
Lydell Mitchell					1992	24	4	0	0
1969	36	6	0	0	1993	42	7	0	0
1970	36	6	0	0	1994	138	23	0	0
1971	174	29	0	0	Career	204	34	0	0
Career	246	41	0	0					

*Two-point conversion run;
**Two-point conversion pass reception.

50-YARD FIELD GOALS

Yards	Player
55	Chris Bahr at Temple, 1975
55	Chris Bahr at Ohio State, 1975
55	Chris Bahr at Syracuse, 1975
54	Herb Menhardt at North Carolina State, 1979
53	Massimo Manca vs. Notre Dame, 1985
53	Kevin Kelly vs. Iowa, 2007
52	Chris Bahr vs. West Virginia, 1975
52	Eric Etze at Notre Dame, 1988
52	Brett Conway vs. Temple, 1996
52	Kevin Kelly at Syracuse, 2008
51	Pete Mauthe at Pittsburgh, 1912
51	Brett Conway vs. Michigan, 1995
51	Ryan Primanti vs. Illinois, 2000
51	Robbie Gould at Wisconsin, 2002
50	Chris Bahr at Syracuse, 1973
50	Chris Bahr at Pittsburgh, 1974
50	Matt Bahr vs. Syracuse, 1978
50	Massimo Manca vs. Alabama, 1985
50	Massimo Manca vs. Notre Dame, 1985
50	Craig Fayak at Alabama, 1990
50	Travis Forney at Minnesota, 1998
50	Robbie Gould vs. Virginia, 2002
50	Kevin Kelly at Wisconsin, 2008

CAREER FIELD GOALS

FG	FGA	Pct.	LG	
78	107	72.9	53	Kevin Kelly, 2005-08
50	80	62.5	50	Craig Fayak, 1990-93
47	63	74.6	50	Travis Forney, 1996-99
45	61	73.7	52	Brett Conway, 1993-96
40	59	67.6	53	Massimo Manca, 1982, 84-86
39	61	63.9	50	Matt Bahr, 1976-78
39	61	63.9	51	Robbie Gould, 2001-04
38	49	77.6	48	Nick Gancitano, 1981-84
35	63	55.6	55	Chris Bahr, 1973-75
29	41	70.7	54	Herb Menhardt, 1978-80
27	42	64.3	49	Ray Tarasi, 1986-89
26	37	70.2	50	Travis Forney, 1996-99
20	—	—	—	Larry Vorhis, 1906-09
17	23	73.9	48	Brian Franco, 1980-81

SEASON FIELD GOALS

FG	FGA	Pct.	LG	
22	27	81.5	50	Matt Bahr, 1978
22	34	64.7	49	Kevin Kelly, 2006
21	26	80.8	53	Massimo Manca, 1985
21	26	80.8	47	Travis Forney, 1999
20	29	68.9	50	Travis Forney, 1998
20	26	76.9	53	Kevin Kelly, 2007
20	24	83.3	52	Kevin Kelly, 2008
19	23	82.6	49	Ray Tarasi, 1989
18	33	54.6	55	Chris Bahr, 1975
18	24	75.0	52	Brett Conway, 1996
17	21	81.0	48	Nick Gancitano, 1983
17	26	65.4	50	Craig Fayak, 1991
17	22	77.3	51	Robbie Gould, 2002
16	24	66.7	51	Brett Conway, 1995
16	23	69.6	47	Kevin Kelly, 2005
15	21	71.4	44	Herb Menhardt, 1980
15	21	71.4	48	Brian Franco, 1981
15	22	68.2	50	Craig Fayak, 1990
15	22	68.2	47	Collin Wagner, 2009
14	24	58.3	38	Matt Bahr, 1977
14	20	70.0	54	Herb Menhardt, 1979
14	23	60.9	49	Massimo Manca, 1986
14	20	70.0	51	Ryan Primanti, 2000

GAME FIELD GOALS

FG	FGA	LG	
5	5	48	Brian Franco at Nebraska, 1981
5	5	50	Massimo Manca vs. Notre Dame, 1985
5	6	40	Travis Forney vs. Michigan State, 1998
4	4	50	Chris Bahr at Pittsburgh, 1974
4	5	37	Matt Bahr vs. Rutgers, 1978
4	5	41	Matt Bahr at Ohio State, 1978
4	4	41	Matt Bahr vs. SMU, 1978
4	4	37	Matt Bahr vs. North Carolina State, 1978
4	4	35	Massimo Manca vs. Maryland, 1982
4	4	31	Nick Gancitano vs. Pittsburgh, 1982
4	5	50	Massimo Manca vs. Alabama, 1985
4	6	42	Massimo Manca at West Virginia, 1986
4	4	49	Ray Tarasi vs. West Virginia, 1989
4	4	48	Craig Fayak at Pittsburgh, 1991
4	4	42	Brett Conway at Purdue, 1995
4	6	50	Travis Forney at Minnesota, 1998
4	4	51	Robbie Gould at Wisconsin, 2002
4	4	33	Kevin Kelly vs. Purdue, 2005
4	4	36	Kevin Kelly vs. Northwestern, 2006
4	4	26	Collin Wagner vs. LSU, 2010 Capital One

INTERCEPTION RECORDS

► INTERCEPTIONS

Game: 4
Mike Smith vs. Ohio U., 1970.

Season: 10
Neal Smith, 1969;
Pete Harris, 1978.

Career: 19
Neal Smith, 1967-69.

► INTERCEPTION RETURN YARDAGE

Game: 108
Mark Robinson at Pittsburgh, 1981.

Season: 207
Alan Zemaitis, 2003 (*Big Ten record*).

Career: 299
Darren Perry, 1988-91.

► TOUCHDOWNS

Game: 2
Jeff Hite vs. Maryland, 1974.

Season: 2
Dennis Onkotz, 1967;
Jeff Hite, 1974;
Scott Radevic, 1982;
Darren Perry, 1991;
Rich Gardner, 2002.

Career: 3
Dennis Onkotz, 1967-69;
Darren Perry, 1988-91.



► Neal Smith

CAREER LEADERS



Neal Smith
19 interceptions



Pete Harris
15 interceptions



Darren Perry
15 interceptions

CAREER INTERCEPTIONS

Int.	Yards	TD	
19	152	1	Neal Smith, 1967-69
15	183	0	Pete Harris, 1976-78, 80
15	299	3	Darren Perry, 1988-91
13	106	1	Kim Herring, 1993-96
12	211	1	Junior Powell, 1961-63
12	30	0	Derek Bochna, 1990-93
12	135	0	Brian Miller, 1993-96
12	269	1	Alan Zemaitis, 2002-05
12	234	0	Anthony Scirrotto, 2005-08
11	143	0	Don Eyer, 1951-53
11	275	3	Dennis Onkotz, 1967-69
10	136	1	Lenny Moore, 1953-55
10	91	0	Milt Plum, 1954-56
10	66	0	Dick Gingrich, 1964-65
10	172	0	Buddy Ellis, 1971-73
10	121	0	Ray Isom, 1983-86

SEASON INTERCEPTIONS

Int.	Yards	TD	
10	78	1	Neal Smith, 1969
10	155	0	Pete Harris, 1978
8	67	0	Don Eyer, 1952
8	101	0	Jack Sherry, 1952
8	74	0	Neal Smith, 1968
7	72	0	Milt Plum, 1956
7	66	0	Dick Gingrich, 1965
7	125	1	Darren Perry, 1990
7	64	0	Kim Herring, 1996
6	43	0	Bob Pollard, 1951
6	96	1	Lenny Moore, 1954
6	56	0	Tim Montgomery, 1967
6	179	2	Dennis Onkotz, 1967
6	97	0	Sherrod Rainge, 1989
6	139	1	Leonard Humphries, 1990
6	122	2	Darren Perry, 1991
6	120	1	David Macklin, 1998
6	35	0	Alan Zemaitis, 2005
6	122	0	Anthony Scirrotto, 2006

LONGEST INTERCEPTION RETURNS

Yards	Player
98	Wayne Berfield at Boston U., 1958
91	Mark Robinson at Pittsburgh, 1981
*90	Alan Zemaitis at Purdue, 2003
85	Tom Silvano vs. Gettysburg, 1934
85	Scott Radevic at West Virginia, 1982
83	Yaacov Yisrael at Iowa, 2003
82	Coop French at Pennsylvania, 1929
*82	Pete Curkendall vs. Maryland, 1986
*80	Buddy Torris at Holy Cross, 1960
80	Aaron Collins vs. Indiana, 1995

*Non-scoring play.

SEASON LEADERS

Season	Player	Int.	Yards	Avg.	TD
1946	Elwood Petchel	4	40	10.0	0
1947	Bill Luther	5	65	13.0	0
1948	Elwood Petchel	4	15	3.8	0
1949	Bill Luther	4	80	20.0	0
1950	Bill Leonard	3	94	31.3	1
	Chan Johnson	3	55	18.3	0
1951	Bob Pollard	6	43	7.2	0
1952	Jack Sherry	8	101	14.3	0
	Don Eyer	8	67	8.4	0
1953	Lenny Moore	3	40	13.3	0
1954	Lenny Moore	6	96	16.0	1
1955	Sam Valentine	2	40	20.0	0
	Milt Plum	2	9	4.5	0
1956	Milt Plum	7	72	10.3	0
1957	Paul North	2	10	5.0	0
	Dave Kasperian	2	0	0.0	0
1958	Jim Kerr	5	122	24.4	1
1959	Rich Lucas	5	114	22.8	0
1960	Don Jonas	3	45	15.0	0
1961	Junior Powell	3	2	0.7	0
1962	Junior Powell	5	140	28.0	1
1963	Don Caum	4	81	20.3	0
	Junior Powell	4	69	17.3	0
1964	Frank Hershey	3	41	13.7	0
	Dick Gingrich	3	20	6.7	0
	Mike Irwin	3	16	5.6	0
1965	Dick Gingrich	7	66	9.4	0
1966	Bob Capretto	3	6	2.0	0
	Tim Montgomery	3	4	1.3	0
	John Runnells	3	3	1.0	0
	John Sladki	3	0	0.0	0
1967	Dennis Onkotz	6	179	29.8	2
	Tim Montgomery	6	56	9.3	0
1968	Neal Smith	8	74	9.3	0
1969	Neal Smith	10	78	7.8	1
1970	Mike Smith	5	89	19.8	1
1971	Gary Gray	5	11	2.2	0
1972	Buddy Ellis	3	61	20.3	0
1973	Jim Bradley	4	59	14.8	0
1974	Jeff Hite	3	104	34.7	2
	Greg Buttle	3	7	2.3	0
1975	Tom Odell	4	30	7.5	0
1976	Bill Crummy	3	52	17.3	0
	Matt Millen	3	27	9.0	0
1977	Gary Petercuskie	2	11	5.5	0
	Tom DePaso	2	7	3.5	0
	Pete Harris	2	0	0.0	0
	Ron Hostetler	2	0	0.0	0
1978	Pete Harris	10	155	15.5	0
1979	Giuseppe Harris	3	40	13.3	0
1980	Paul Lankford	4	33	8.3	0
1981	Roger Jackson	5	19	3.8	0
1982	Scott Radecic	4	142	35.5	2
	Mark Robinson	4	89	22.3	0
1983	Michael Zordich	3	19	6.3	0
1984	Chris Sydnor	5	14	2.8	0
1985	Ray Isom	4	39	9.8	0
1986	Duffy Cobbs	4	-6	-1.5	0
1987	Brian Chizmar	3	18	6.0	0
1988	Sherrrod Rainge	3	39	13.0	0
1989	Sherrrod Rainge	6	97	16.2	0
1990	Darren Perry	7	125	17.9	1
1991	Darren Perry	6	122	20.3	2
1992	Derek Bochna	3	10	3.3	0
1993	Tony Pittman	5	40	8.0	0
1994	Brian Miller	4	25	6.3	0
1995	Brian Miller	5	28	5.6	0

SEASON LEADERS

Season	Player	Int.	Yards	Avg.	TD
1996	Kim Herring	7	64	9.1	0
1997	Aaron Collins	3	61	20.3	1
1998	David Macklin	6	120	20.0	1
1999	Askari Adams	3	108	36.0	2
	Derek Fox	3	34	11.3	0
	James Boyd	3	0	0.0	0
2000	Shamar Finney	3	63	21.0	1
	Bhawoh Jue	3	31	10.3	0
	James Boyd	3	24	8.0	0
2001	Shamar Finney	2	44	22.0	0
	Bruce Branch	2	31	15.5	0
2002	Bryan Scott	4	47	11.8	0
	Shawn Mayer	4	7	1.8	0
2003	Alan Zemaitis	4	207	51.8	1
2004	Calvin Lowry	4	74	18.5	0
	Anwar Phillips	4	47	11.8	0
2005	Alan Zemaitis	6	35	5.9	0
2006	Anthony Scirrotto	6	122	20.3	0
2007	Anthony Scirrotto	3	98	32.7	0
2008	Lydell Sargeant	4	55	13.8	0
2009	A.J. Wallace	3	14	4.7	0

CAREER INTERCEPTION LEADERS

Season	Int.	Yards	Avg.	TD	Season	Int.	Yards	Avg.	TD
Neal Smith					Brian Miller				
1967	1	0	0.0	0	1994	4	25	6.3	0
1968	8	74	9.3	0	1995	5	28	5.6	0
1969	10	78	7.8	1	1996	3	82	27.3	0
Career	19	152	8.0	1	Career	12	135	11.3	0
Pete Harris					Anthony Scirrotto				
1977	2	0	0.0	0	2005	1	0	0.0	0
1978	10	155	15.5	0	2006	6	122	20.3	0
1980	3	28	9.3	0	2007	3	98	32.7	0
Career	15	183	12.2	0	2008	2	14	7.0	0
Darren Perry					Career	12	234	19.5	0
1988	1	9	9.0	0	Alan Zemaitis				
1989	1	43	43.0	0	2002	0	0	0.0	0
1990	7	125	17.9	1	2003	4	207	51.8	1
1991	6	122	20.3	2	2004	2	27	13.5	0
Career	15	299	19.9	3	2005	6	35	5.9	0
Kim Herring					Career	12	269	22.4	1
1994	2	21	10.5	0	Don Eyer				
1995	4	21	5.3	1	1951	3	76	25.3	0
1996	7	64	9.1	0	1952	8	67	8.4	0
Career	13	106	8.2	1	1953	0	0	—	0
Junior Powell					Career	11	143	13.0	0
1961	3	2	0.7	0	Dennis Onkotz				
1962	5	140	28.0	1	1967	6	179	29.8	2
1963	4	69	17.3	0	1968	4	83	20.8	1
Career	12	211	17.6	1	1969	1	13	13.0	0
Derek Bochna					Career	11	275	25.0	3
1990	2	0	0.0	0					
1991	3	7	2.3	0					
1992	3	10	3.3	0					
1993	4	13	3.3	0					
Career	12	30	2.5	0					