

PROVIDENCE COLLEGE BASKETBALL 2009-10

PROVIDENCE COLLEGE (12-8, 4-4) vs. UNIVERSITY OF CINCINNATI (13-7, 4-4)

Saturday, January 30, 2010 (8:00 p.m.) - Fifth Third Arena (13,176)

Game #21 -- ESPN

2009-10 SCHEDULE & RESULTS

OCTOBER			
31	Sat.	MERRIMACK (exhibition) at Alumni Hall	W, 97-74
NOVEMBER			
7	Sat.	STONEHILL (exhibition)	W, 91-55
13	Fri.	BRYANT!	W, 96-53
14	Sat.	BUCKNELL!	W, 76-65
15	Sun.	MERCER!	W, 79-77
20	Fri. at	Alabama	L, 84-75
24	Tue.	VERMONT	W, 106-64
28	Sat.	BOSTON COLLEGE	Cox L, 82-77
DECEMBER			
1	Tue. at	Northeastern	Cox W, 76-72
5	Sat. at	Rhode Island	Cox L, 86-82
7	Mon.	BROWN	W, 78-62
9	Wed. at	George Washington	W, 110-97
12	Sat.	IONA	L, 82-73
21	Mon.	YALE	W, 87-78
30	Wed. at	Notre Dame *	Cox/ESPN 360 L, 93-78
JANUARY			
3	Sun. at	St. John's *	Cox/ESPN 360 W, 74-59
6	Wed.	LOUISVILLE *	ESPNU L, 92-70
9	Sat.	RUTGERS *	Cox/ESPN 360 W, 94-81
14	Thu. at	DePaul *	ESPN2 W, 79-62
17	Sun. at	Marquette *	Cox L, 93-63
23	Sat.	USF *	ESPNU L, 109-105 OT
27	Wed.	#19/#19 CONNECTICUT *	Cox/ESPN 360 W, 81-66
30	Sat. at	Cincinnati *	ESPNU 8:00 p.m.
FEBRUARY			
2	Tue. at	#4/#4 Syracuse *	Cox 7:00 p.m.
6	Sat.	MARQUETTE *	Cox Noon
9	Tue.	#7/#11 GEORGETOWN *	ESPN2 7:00 p.m.
13	Sat. at	#3/#3 Villanova *@	ESPNU 2:00 p.m.
17	Wed.	#9/#9 WEST VIRGINIA *	Cox 7:00 p.m.
23	Tue.	#4/#4 SYRACUSE *	ESPNU 7:00 p.m.
27	Sat. at	USF *	ESPN360 7:00 p.m.
MARCH			
4	Thu. at	#17/#17 Pittsburgh *	ESPN/ESPN2 9:00 p.m.
6	Sat.	SETON HALL *	ESPN360 7:00 p.m.
9-13	Wed-Sat.	BIG EAST CHAMPIONSHIP #	ESPN TBA

Times are Eastern Standard
All games will be broadcast on WEEI 103.7 FM
HOME GAMES IN BOLD CAPS
! - World Vision Invitational (Providence, R.I.)
@ - at Wachovia Center (Philadelphia, Pa.)
- at Madison Square Garden (New York, N.Y.)
* - BIG EAST Game

GENERAL INFORMATION

Location:	Providence, R.I. 02918
Founded:	1917
Enrollment:	3,938
President:	Rev. Brian J. Shanley, O.P.
Athletic Director:	Bob Driscoll
Conference:	BIG EAST
Home Arena:	Dunkin' Donuts Center (12,410)
1st Yr of Basketball:	1926-27 (83rd season)
All-Time Record:	1,286-846 (.603)
Years in NCAA Tour:	15 times -- 2004 (last appearance)
Years in NIT:	18 Times -- 2009 (last appearance)
Head Coach:	Keno Davis (Iowa '95)
Website:	www.coachkenodavis.com
Career Record:	59-27/Third Season
Record at PC:	31-22/Second Season
Ass't Coaches:	Chris Davis, Rodell Davis, Pat Skerry
Coord. of BB Oper.:	Cary Collins
Coord. Player Develop:	Michael Mennenga
Sports Info:	Arthur Parks (401) 865-2759
Cell Phone:	(401) 378-7334
Website:	www.friars.com

MEDIA INFO

Television: ESPN - Justin Kutcher (play-by-play), Dickey Simpkins '94 (analyst), Anthony Buford (analyst)
Radio: 103.7 WEEI FM - John Rooke (play-by-play) and Joe Hassett (analyst)
Live Internet Audio Broadcast: www.friars.com

PROVIDENCE COLLEGE ROSTER

PROBABLE STARTERS

NO	NAME
4	Sharaud Curry <i>Gainesville, Ga./Wheeler High School</i>
21	Jamine Peterson <i>Brooklyn, N.Y./Notre Dame Prep</i>
23	Brian McKenzie <i>Brooklyn, N.Y./Xaverian High School</i>
32	Vincent Council <i>Brooklyn, N.Y./Patterson School (N.C.)</i>
42	Bilal Dixon <i>Jersey City, N.J./Queen of Peace High School</i>

2009-10 Stats

PTS/REB	POS	HT	WT	CL
15.0/2.2	G	5-10	170	Sr.
17.9/10.3	F	6-6	230	So.
6.2/4.4	G	6-4	205	Sr.
9.0/3.6	G	6-2	180	Fr.
8.9/6.4	F/C	6-8	228	Fr.

OFF THE BENCH

1	Duke Mondy <i>Grand Rapids, Mich./Catholic Central High School</i>	3.9/2.3	G	6-3	196	Fr.
2	Marshon Brooks <i>Stone Mountain, Ga./Tucker High School</i>	15.0/4.6	G/F	6-5	190	Jr.
3	Johnnie Lacy <i>Milwaukee, Wis./Notre Dame Prep</i>	1.9/0.7	G	6-0	170	Fr.
5	Kyle Wright <i>Hartford, Conn./Monroe College</i>	3.2/2.0	G/F	6-6	215	Jr.
10	Kadeem Batts <i>Powder Springs, Ga./John McEachern High School</i>	-/-	F	6-8	235	Fr.
12	Luke Burchett <i>Western Springs, Ill./Fenwick High School</i>	-/-	G	6-0	185	Sr.
15	Xavier Davis <i>Smithfield, R.I./Smithfield High School</i>	-/-	G	5-11	160	Fr.
41	Chris Carter <i>Worcester, Mass./Shepherd Regional High School</i>	0.0/0.5	G	6-4	180	Jr.
44	Russ Permenter <i>Temple, Texas/Temple College</i>	2.0/2.0	F	6-9	230	Jr.
45	James Still <i>Detroit, Mich./Detroit Community High School</i>	1.1/1.4	F	6-9	210	Fr.
55	Ray Hall <i>Denver, Colo./J.K. Mullen High School</i>	0.0/0.3	C	6-11	265	Sr.

PRONUNCIATION GUIDE

Sharaud Curry -- SHA - ROD Jamine Peterson - JA-MAIN Bilal Dixon -- BA-LIE-AL
Duke Mondy -- MUN-DEE

FRIARS VERSUS CINCINNATI... The Friars will play the first game of a two-game road swing on Saturday, January 30 against Cincinnati at Fifth Third Arena. The Friars have posted a 4-1 mark all-time versus the Bearcats. The Friars are 2-0 at home and 2-1 on the road all-time against Cincinnati. In the first meeting between the Friars and the Bearcats, Cincinnati earned a 66-64 home win on February 17, 2006 in Cincinnati. Last season, Providence defeated the Bearcats twice. PC earned an 87-79 win in Cincinnati on January 7, 2009, before earning the sweep of the season series with a 72-63 win in Providence on January 19, 2009.

SCOUTING THE BEARCATS... Cincinnati enters the game with a 13-7 record overall and a 4-4 mark in BIG EAST action. In their most recent game, the Bearcats were defeated at Louisville, 68-60, on January 24. Preseason BIG EAST Rookie of the Year Lance Stephenson leads the team in scoring, averaging 12.2 points per game. Senior guard Deonta Vaughn, a Preseason BIG EAST First Team selection, is second on the team with 12.0 points per game, but is averaging 15.3 points in league games. Vaughn also leads Cincinnati in assists (3.5 apg). Sophomore forward Yancy Gates leads the team in rebounding with 6.7 rebounds per game and is third in scoring with 10.7 points per contest.

2009-10 PROVIDENCE COLLEGE BASKETBALL - Game Notes

Friars' Last 10 vs. Syracuse

Date	Site	Result
1/12/99	Syracuse, N.Y.	W, 67-58
2/5/00	Providence, R.I.	L, 74-58
3/8/01	New York, N.Y. *	L, 55-54
1/5/02	Providence, R.I.	L, 73-66
2/7/04	Providence, R.I.	W, 74-61
1/15/05	Providence, R.I.	L, 75-71
2/26/05	Syracuse, N.Y.	L, 91-66
2/24/07	Providence, R.I.	L, 71-67
1/27/08	Syracuse, N.Y.	L, 71-64
1/28/09	Providence, R.I.	W, 100-94
Totals	51 meetings	10-41 (.196)

* BIG EAST Tournament (Madison Square Garden)

Friars vs. Cincinnati

Date	Site	Result
2/17/06	Cincinnati, Ohio	L, 66-64
2/6/07	Providence, R.I.	W, 71-70
3/2/08	Cincinnati, Ohio	W, 81-79 OT
1/7/09	Cincinnati, Ohio	W, 87-79
1/19/09	Providence, R.I.	W, 72-63
Totals	5 meetings	4-1 (.800)

Curry On All-Time Scoring List

Place	Player	Points
12.	Weyinmi Efejuku '09	1,500
13.	Jim Hadnot '62	1,467
14.	John Egan '61	1,434
15.	Jeff Xavier '09	1,430
16.	Bob Cooper '77	1,424
17.	Sharaud Curry '10	1,423
18.	Kevin Stacom '74	1,383
19.	Billy Donovan '87	1,328
20.	Erron Maxey '01	1,306
21.	Donnie McGrath '06	1,282
22.	Jim Larranaga '71	1,258

PC BIG EAST Honors

Date	Award	Player
12/28	Weekly Honor Roll	J. Peterson
1/4	Weekly Honor Roll	S. Curry
1/18	Rookie of the Week	V. Council

Most PC Double-Doubles Since '90

Player	Season	D/D
1. Michael Smith	1993-94	18
2. Ryan Gomes	2002-03	17
3. Herbert Hill	2006-07	14
4. Ryan Gomes	2003-04	13
5. Michael Smith	1991-92	12
6. Jamine Peterson	2009-10	11
7. Geoff McDermott	2006-07	10
Michael Smith	1992-93	10
Marques Bragg	1990-91	10

NEXT GAME...The Friars will complete their two-game road swing with a game against No. 4 Syracuse on Tuesday, February 2 at 7:00 p.m. in the Carrier Dome. The Friars have posted a 10-41 mark all-time versus the Orange. The Friars are 6-20 at home, 3-17 on the road and 1-4 on neutral courts all-time against Syracuse. The two teams first met on December 29, 1969 with Syracuse earning a 94-83 win in Charlotte, N.C. Last season, the Friars defeated No. 15 Syracuse 100-94 on January 28, 2009 at the Dunkin' Donuts Center. Syracuse's last win in the series was a 71-64 triumph at the Carrier Dome on January 27, 2008.

COACHES VS. CANCER...The Providence coaching staff will join other coaching staffs across the nation on Saturday by wearing sneakers to their games. The NABC is encouraging member coaches and their staffs to wear sneakers with their regular game suits at games held over the weekend to show support for the Coaches vs. Cancer program. Suits and Sneakers will unite coaches from across the country in the common effort to raise awareness for the fight to save lives from cancer.

FRIARS ALL-TIME VERSUS TOP-25 TEAMS...With the win over No. 19 Connecticut on January 27, the Friars have now posted a 98-212 (.316) mark all-time versus top-25 teams. Last season, PC was 2-7 versus ranked teams, including an 81-73 win over No. 1 ranked Pittsburgh on February 24, 2009 at the Dunkin' Donuts Center.

BETTER LATE THAN NEVER...The Friars played the 19th-ranked UConn Huskies on Wednesday and came away with an 81-66 victory. It marked the first time the Friars have faced a ranked squad this season. Playing a ranked team in the 20th game of the season marks the longest the Friars have gone into a season before facing a ranked foe since the 1966-67 season when PC played 11th-ranked Boston College in the 21st game of the season.

ROAD WARRIORS...The Friars have played eight road games this season, which is tops in the BIG EAST. In those eight games, the team has posted a 4-4 mark. PC's four road wins this season is tied for second in the league. The Friars have earned road wins at Northeastern on December 1, at George Washington on December 9, at St. John's on January 3 and at DePaul on January 14.

PROVIDENCE OFFENSE RANKED NINTH IN THE NATION...One of the strengths of the Friars this season has been their ability to score. The Friars entered the week with their offense ranked ninth in the nation and fourth in the BIG EAST in points per game at 82.9. The Friars have scored 80 or more points eight times and 100 or more points three times in 19 games.

CURRY STEPS UP IN LEAGUE PLAY...For the second-straight season, senior guard Sharaud Curry (Gainesville, Ga.) has hit his stride in BIG EAST play. Curry is averaging 17.9 points per game in BIG EAST play and is shooting 38.7 percent (12-31) from 3-point territory, up from his 13.0 points per game and 23.9 percent (17-71) mark from beyond the arc in non-conference play. In 2008-09, Curry averaged 8.3 points and 4.3 assists, and shot 30.2 percent (13-43) from three in non-conference play. In the Friars' 18 league games and two BIG EAST Tournament games, he averaged 14.1 points and 4.3 assists per game and shot 44.8 percent (43-96) from behind the arc.

CURRY RANKS 17TH ON ALL-TIME SCORING LIST...With his 24-point performance against USF, senior guard Sharaud Curry (Gainesville, Ga.) passed Kevin Stacom '74 to move into the 17th spot on the team's all-time scoring list. With 1,423 career points, Curry needs to score two points to pass Bob Cooper '77 and become the 16th all-time leading scorer at Providence College.

CURRY SMOOTH AT THE LINE...Senior guard Sharaud Curry (Gainesville, Ga.) has excelled from the free-throw line in his career at Providence, and this season has been no different. Curry has connected on 90.9 percent (90-99) of his free-throw attempts in 2009-10, good for second in the BIG EAST and 11th nationally. He has converted his last 28 free-throw at-

2009-10 PROVIDENCE COLLEGE BASKETBALL - Game Notes

tempts and has not missed a freebie since the January 9 game versus Rutgers. His 88.3 (303-343) career free-throw percentage ranks first all-time at Providence College.

DIXON IS LEAD BLOCKER FOR FRIAR DEFENSE...Freshman forward/center Bilal Dixon (Jersey City, N.J.) has rejected shots left and right this season to pace the Friars' interior defense. Dixon is averaging 2.20 blocks per game this season, good for fourth in the BIG EAST. He has posted at least one block in 19-of-20 contests and at least two blocks in 14 games. Dixon has recorded a career-high five rejections twice this season in games against Boston College (11/28) and at St. John's (1/3).

PC RANKS FIRST IN BIG EAST IN OFFENSIVE REBOUNDING AND TOTAL REBOUNDING...The Friars rank first in the BIG EAST in offensive rebounds (17.2) and total rebounds with 42.2 per game. In the Friars' 20 games this season, PC has out-rebounded opponents, 845-775, for a +3.5 advantage. PC has recorded at least 40 rebounds in 14 of 20 games in 2009-10. The team's 56 rebounds against Brown were the most by PC since the Friars recorded 57 rebounds against Seton Hall on January 5, 1994. PC also eclipsed the 50-rebound mark in games against Bryant (52), Mercer (55), Vermont (52) and Connecticut (53).

PETERSON LEADS PC IN SCORING AND REBOUNDING...Sophomore Jamine Peterson (Brooklyn, N.Y.) ranks first on the Friars with 17.9 points and 10.3 rebounds per game. He has posted at least 10 points in 17-of-20 games this season and 10 or more rebounds in 11 contests. The 6-6 forward leads the Friars with nine 20-point performances in 2009-10, including a career-high 29-point night versus Rutgers on January 9 to go along with 20 rebounds. Peterson also leads the Friars with 11 double-doubles on the year which is tied for the tops in the BIG EAST with Notre Dame's Luke Harangody. His 22-rebound performance against Mercer on November 22 is the third-highest single-game rebounding total in the nation this season. Peterson averaged 4.7 points and 2.9 rebounds per game as a freshman in 2007-08 and did not see any action last season.

PETERSON DOMINATES ON THE BOARDS...Sophomore Jamine Peterson (Brooklyn, N.Y.) leads the Friars in rebounding this season. The 6-6 sophomore ranks first in the BIG EAST in offensive rebounds (4.2 rpg) and is second overall in rebounding (10.3 rpg). He is one of only three BIG EAST players to average a double-double this season, joining Herb Pope of Seton Hall and Greg Monroe of Georgetown.

PETERSON HAS TWO 20-REBOUND EFFORTS THIS SEASON... Sophomore Jamine Peterson (Brooklyn, N.Y.) is one of only two players in the nation this season to register 20 or more rebounds in more than one game this season. Peterson grabbed a career-high 22 rebounds against Mercer on November 15. He also recorded 20 rebounds versus Rutgers on January 9.

BROOKS SECOND ON FRIARS IN SCORING...Junior forward Marshon Brooks (Stone Mountain, Ga.) is tied for second on the Friars in scoring, averaging 15.0 ppg. Brooks has scored 10 or more points in 16-of-20 games this season and at least 20 points in five contests. In the January 23 game versus USF, Brooks set a new BIG EAST career high with 25 points.

COUNCIL HAVING STRONG FRESHMAN CAMPAIGN...Freshman guard Vincent Council (Brooklyn, N.Y.) has made a significant impact in his first season with the Friars. He ranks first on the team with 79 assists on the season (4.0 apg) and he is fourth in scoring with 9.0 points per game. On January 17 at Marquette, Council tallied a personal-best 24 points to lead the Friars. For his efforts, Council was named BIG EAST Rookie of the Week on January 18. Council has also taken care of the ball from the point, as his assist-to-turnover ratio (1.88) ranks 12th-best in the BIG EAST.

FOLLOW HEAD COACH KENO DAVIS ON THE WEB...Head Coach Keno Davis has embraced the world wide web and this fall he launched his own web site at coachkenodavis.com. He also has his own Twitter page and Facebook page. Both of those pages can be accessed from his web site.

UConn RECAP/NOTES

FRIARS EARN 81-66 TRIUMPH OVER NO. 19/19 CONNECTICUT...The Friars upset No. 19 Connecticut, 81-66, on Wednesday, January 27 at the Dunkin' Donuts Center. The win marked the Friars' fourth win in the last five tries against the Huskies. After UConn led 29-19 midway through the first half, PC responded with an 8-0 run to cut the Huskies' lead to two (29-27). The Friars played well in the period's final five minutes and entered halftime with a 36-35 lead. With the Friars clinging to a 55-50 advantage early in the second half, UConn completed an 8-0 run to retake the lead

Official Basketball Box Score -- Game Totals -- Final Statistics														
South Florida vs Providence College														
1/23/10 8:05 p.m. at Providence, R.I. - Dunkin' Donuts Center														
South Florida 109 • 12-7,2-5														
#	Player	Total	3-Ptr	Rebounds			PF	TP	A	TO	Bk	Stl	Min	
		FG-FGA	FG-FGA	FT-FTA	Off	Def	Tot							
32	FITZPATRICK, Toarlyn	f 4-4	1-1	3-4	5	3	8	5	12	0	3	2	1	28
31	FAMOUS, Jarrid	c 7-26	0-0	3-4	4	3	7	5	17	0	0	0	1	30
03	HOWARD, Chris	g 5-11	1-3	1-2	1	4	5	1	12	2	1	0	0	44
20	JONES, Dominique	g 15-23	2-6	14-18	3	7	10	4	46	8	3	0	3	45
33	MERCER, Mike	q 7-16	0-1	5-6	4	3	7	4	19	4	0	0	3	33
10	CRATER, Anthony	f 1-3	0-2	1-2	1	0	1	0	3	2	2	0	2	29
11	RIVAS, Alex	g 0-0	0-0	0-0	0	1	1	1	0	0	2	0	0	5
13	KARDOK, Ryan	g 0-0	0-0	0-0	0	0	0	1	0	0	0	0	1	3
22	NORIEGA, Shaun	g 0-0	0-0	0-0	0	0	0	0	0	0	0	0	0	2
23	BURWELL, Mike	g 0-1	0-1	0-0	0	0	0	0	0	0	0	0	0	6
	Team				1	0	1							
	Totals	39-74	4-14	27-38	19	21	40	21	109	17	11	2	11	225
	FG % 1st Half:	15-33 45.5%	2nd half:	21-35 60.0%	OT:	3-4 50.0%	Game:	39-74 52.7%	Deadball					
	3FG % 1st Half:	0-5 0.0%	2nd half:	3-6 50.0%	OT:	1-3 33.3%	Game:	4-14 28.6%	Rebounds					
	FT % 1st Half:	9-12 75.0%	2nd half:	11-16 68.8%	OT:	7-10 70.0%	Game:	27-38 71.1%	7					
Providence College 105 • 11-8,3-4														
#	Player	Total	3-Ptr	Rebounds			PF	TP	A	TO	Bk	Stl	Min	
		FG-FGA	FG-FGA	FT-FTA	Off	Def	Tot							
21	PETERSON, Jamine	f 10-21	4-9	2-4	5	5	10	2	26	2	2	0	3	38
42	DIXON, Bilal	c 2-5	0-0	3-4	2	5	7	4	7	0	3	1	0	22
04	CURRY, Sharaud	q 7-13	4-8	6-6	0	0	0	1	24	2	2	0	1	39
24	MCKENZIE, Brian	g 7-21	1-2	1-2	3	3	6	4	4	3	3	0	0	29
32	COUNCIL, Vincent	g 6-8	0-0	5-8	4	2	6	3	17	5	2	0	1	36
01	MONDY, Duke	g 0-1	0-1	0-0	0	0	0	1	0	1	0	0	2	11
02	BROOKS, Marshon	g 10-17	2-4	3-4	2	3	5	5	25	2	2	1	1	34
03	LACY, Johnnie	f 1-2	0-1	0-0	0	0	0	0	2	0	0	0	0	8
05	WRIGHT, Kyle	g 0-1	0-0	0-0	0	0	0	0	0	0	0	0	0	2
45	STILL, James	g 0-0	0-0	0-0	0	0	0	1	0	0	0	0	0	6
	Team				0	2	2							
	Totals	37-70	11-25	20-28	16	20	36	21	105	15	14	2	8	225
	FG % 1st Half:	16-32 50.0%	2nd half:	17-29 58.6%	OT:	4-9 44.4%	Game:	37-70 52.9%	Deadball					
	3FG % 1st Half:	5-13 38.5%	2nd half:	4-10 40.0%	OT:	0-2 0.0%	Game:	11-25 44.0%	Rebounds					
	FT % 1st Half:	6-10 60.0%	2nd half:	12-16 75.0%	OT:	2-2 100.0	Game:	20-28 71.4%	4					
Officials: Doug Simmons, Jeff Clark, Earl Walton														
Technical fouls: South Florida-None; Providence College-None.														
Attendance: 9184														
Score by periods					1st	2nd	OT	Total						
South Florida					39	56	14	109	Points	In	Off	2nd	Fast	Bench
Providence College					43	52	10	105	PC	66	20	19	14	3
										50	19	8	27	
Last FG - USF 01:29; PC 01:00.03														
Largest lead - USF by 5 01:01.02; PC by 15 2nd-10:44.														
Score tied - 4 times.														
Lead changed - 10 times.														

2009-10 PROVIDENCE COLLEGE BASKETBALL - Game Notes

at 58-55 with 9:32 to go in the contest. The Friars answered back with a dominant 18-1 run of their own over the next 6:54 to take a 73-59-point lead, highlighted by effective penetration by Vincent Council (four assists during the stretch) that led to a bevy of free throws and lay-ins by Providence. The run was capped by a massive dunk by Bilal Dixon off another good feed from Council. The Friars took their largest lead of the game at 18 (81-63) on free throws by Curry with 1:07 to play. After making only 33.3 percent (14-42) of their shots in the first half, the Friars shot a much improved 48.5 percent (16-of-33) from the field in the second half and made their free throws down the stretch, as Curry connected on 8-of-8 attempts in the final two minutes.

PC FUELED BY STRONG PRESSURE DEFENSE...On a night where the Friars shot below their 43.4 percent average from the field, PC earned the victory against No. 19 Connecticut by utilizing an effective pressure defense. PC forced 19 UConn turnovers and made 14 steals, the most thefts by the Friars since the team made 16 steals on January 3 at St. John's. The Friars' halfcourt defense was also critical and fueled the team's 18-1 run in the second half, as the Huskies' shot only 31.3 percent (10-32) from the field in the stanza.

COUNCIL POSTS AN IMPRESSIVE STAT LINE...Freshman guard Vincent Council (Brooklyn, N.Y.) scored eight points, registered eight assists, grabbed seven rebounds and recorded four steals in 29 minutes of action against 19th-ranked Connecticut on January 27. His eight assists, seven rebounds and four steals were all career highs.

FIRST WIN OVER RANKED TEAM SINCE NO. 1 PITT LAST SEASON... With the triumph over No. 19 Connecticut, PC earned its first win over a ranked team since the 81-73 victory over No. 1/1 Pittsburgh on Feb. 24, 2009.

TWO FRIARS POST 10 REBOUNDS FOR FIRST TIME SINCE '07...Sophomore forward Jamine Peterson (Brooklyn, N.Y.) and freshman forward center Bilal Dixon (Jersey City, N.J.) grabbed 14 and 12 rebounds, respectively, for the Friars in the 81-66 win over No. 19 Connecticut. It marked the first time since December 22, 2007, when Geoff McDermott and Weyinmi Efejuku each pulled down 10 boards, that two Friars recorded 10 or more rebounds in a game.

BIG EAST NOTES

THREE FRIARS POST 20 POINTS AGAINST BULLS...Three Friars scored at least 20 points in the January 23 game versus USF for the first time since February 4, 2009 in a game against Villanova. Sophomore forward Jamine Peterson (Brooklyn, N.Y.) scored 26 points to lead the team while junior guard/forward Marshon Brooks (Stone Mountain, Ga.) recorded a BIG EAST career best 25 points. Senior guard Sharaud Curry (Gainesville, Ga.) added 24 points and made four 3-pointers.

USF AND PC POST HISTORIC SCORING TOTALS...The total of 214 points scored in the USF-PC game on January 23 ranks as the third highest combined scoring output in BIG EAST history for regular season games. It also marked the first time since November 25, 1991 that the Friars and their opponent eclipsed the 100-point mark. In that contest, PC fell to Chaminade, 111-108, in overtime in the Maui Invitational.

COUNCIL NAMED BIG EAST ROOKIE OF THE WEEK...Freshman guard Vincent Council (Brooklyn, N.Y.) averaged 14.5 points and 4.0 assists in a pair of BIG EAST road games against DePaul and Marquette on January 14 and 17. For his efforts, Council earned BIG EAST Rookie of the Week for the first time in his career. It marked the first Rookie of the Week honor for a Friar since Geoff McDermott received the award on December 27, 2005. Council recorded a career-best 24 points in the game against the Golden Eagles.

COUNCIL POSTS CAREER-BEST 24 POINTS...In the loss to Marquette on January 17, freshman guard Vincent Council (Brooklyn, N.Y.) scored a career-high 24 points and added four assists to lead the Friars. He made 8-of-16 field goals in the game and connected on all five of his free-throw attempts in a career-best 36 minutes of action.

PETERSON'S DUNK MAKES ESPN TOP 10 AGAIN...Sophomore forward Jamine Peterson (Brooklyn, N.Y.) has made some athletic dunks during his career at Providence. This season, two of those dunks have been featured on ESPN's Top 10 during Sports Center. His most recent dunk was the No. 6 Top Play on January 15. Peterson was featured after taking a lob pass from senior Sharaud Curry (Gainesville, Ga.) on a fast break and slamming it in versus DePaul. Earlier in the season, Peterson took an inbound pass from freshman Vincent Council (Brooklyn, N.Y.) and dunked the ball versus Vermont. Peterson's dunk was the No. 1 in the Top 10 on November 25.

FRIARS WIN CONSECUTIVE BIG EAST ROAD GAMES...The Friars' 79-62 win at DePaul on January 14 was the team's second consecutive BIG EAST road win. In the Friars' previous road win, PC won at St. John's, 74-59, on January 3. It marks the first time since 2006 that the Friars have won consecutive BIG EAST road games.

FRIARS REGISTER 18 ASSISTS AT DEPAUL...The Friars moved the ball well in the January 14 win at DePaul, recording 18 assists on

2009-10 PROVIDENCE COLLEGE BASKETBALL - Game Notes

Friars With 20 PTS/REB

Rank	Player	Times
1.	Marvin Barnes '74	18
2.	Jim Hadnot '62	7
3.	John Thompson '64	2
	John Ritch '57	2
4.	Jamine Peterson '12	1
	Ray Johnson '71	1
	Herbert Hill '07	1

NCAA Most Rebounds, Single Game, '09-10

Date	Player (Team)	Opponent	Reb.
12/22/09	Kevin Thompson (Morgan St.)	Towson	25
12/9/09	Justin Nabors (Lamar)	Louisiana Col.	24
11/13/09	George Odufwa (N. Texas)	Cameron	24
11/15/09	Jamine Peterson (PC)	Mercer	22
1/13/10	William Mosley (NW St.)	Southeastern La.	21
1/2/10	Jordan Glynn (SF Austin)	Texas College	21
12/29/09	Olu Ashaolu (Louisiana Tech)	Houston	21

*Note: Peterson also posted 20 rebounds versus Rutgers, tied for the fifth-highest single-game total this season.

Friar Double-Doubles

Date	Player/Opponent	Stats
11/13/09	B. Dixon vs. Bryant	16p-11r
11/15/09	J. Peterson vs. Mercer	10p-22r
11/20/09	J. Peterson at Alabama	27p-14r
11/28/09	J. Peterson vs. BC	15p-11r
12/5/09	J. Peterson at URI	20p-11r
12/9/09	S. Curry at GW	16p-13a
12/9/09	J. Peterson at GW	18p-12r
12/12/09	J. Peterson vs. Iona	13p-14r
12/21/09	J. Peterson vs. Yale	25p-13r
1/9/10	J. Peterson vs. Rutgers	29p-20r
1/14/10	J. Peterson at DePaul	16p-10r
1/23/10	J. Peterson vs. USF	26p, 10r
1/27/10	J. Peterson vs. UConn	23p, 14r
1/27/10	B. Dixon vs. UConn	11p, 12r

28 field goals. PC also has posted at least 18 assists in games against Vermont (21 assists), George Washington (21 assists), Bryant (19 assists) and Brown (19 assists) this season. Good ball movement is a key to successfully running Head Coach Keno Davis' up-tempo offensive system. This season, the Friars are 5-0 when posting 18 or more assists. In 2008-09, PC was 12-1 when dishing out 18 or more helpers.

PETERSON SEVENTH FRIAR TO RECORD 20/20 GAME...With his 29-point, 20-rebound performance against Rutgers, sophomore forward Jamine Peterson (Brooklyn, N.Y.) became the seventh Friar to eclipse the 20-point, 20-rebound total in a game. The feat has now been accomplished 33 times in Friar history. The last time a PC student-athlete reached the impressive plateau, Herbert Hill tallied 20 points and 20 rebounds on November 26, 2006 against George Washington.

3-Pointers In A Game At PC

Date	Opponent	Stats
1/19/04	Loyola-Chicago	17
2/4/09	Villanova	17
11/28/90	Brown	16
12/9/09	at George Washington	16
2/11/04	at Villanova	15

PETERSON BECOMES 12th BIG EAST PLAYER TO HAVE 20/20 GAME...Sophomore Jamine

Peterson (Brooklyn, N.Y.) is the 12th player to post at the least 20 points and 20 rebounds in a BIG EAST game. The mark has been eclipsed 13 times in BIG EAST history, with DeJuan Blair of Pittsburgh being the only player to accomplish the feat twice. Other notable players to reach the plateau include Derrick Coleman (Syracuse), Jerome Lane (Pittsburgh), Ed Pinckney (Villanova) and Hasheem Thabeet (UConn). Georgetown's Michael Sweetney is the only player to ever reach the 30-point, 20-rebound mark in a league game. He recorded 35 points and 20 rebounds against Notre Dame on February 9, 2002. Peterson was one point away from reaching the 30/20 mark.

FRIARS EARN BIG EAST HONOR ROLL SELECTIONS...Senior guard Sharaud Curry (Gainesville, Ga.) was named to the BIG EAST Honor Roll on January 4 after averaging 24.5 points, 3.5 assists and 2.5 steals in games at Notre Dame and St. John's. It marked the second-straight week in which a Providence player was selected to the honor roll. Sophomore forward Jamine Peterson (Brooklyn, N.Y.) garnered the accolade on December 28 after posting 25 points and 13 rebounds against Yale on December 21.

CURRY HAS CAREER NIGHT AT ST. JOHN'S...Senior guard Sharaud Curry (Gainesville, Ga.) recorded a BIG EAST career-best 26 points in the January 3 game at St. John's and added five assists and four steals. The 26-point performance was also a season-high for Curry and marked the third time this season that he eclipsed the 20-point mark. For his efforts, Curry was named to the BIG EAST Honor Roll on January 4.

PC REACHES 100-POINT MARK THREE TIMES IN 2009-10...The Friars' 110 points at George Washington marked the first time the Friars scored 110 points in a game since PC posted 111 points against Sacred Heart on November 20, 2008. This season, the Friars also posted over 100 points in the 106-64 win over Vermont on November 24 and 105 in the loss to USF on January 23. PC's 110, 106 and 105-point games are three of the five highest offensive outputs this season by a BIG EAST team. Seton Hall posted a conference-best 134 points against VMI on December 12.

FRIARS PRESSURE THE JOHNNIES...The Friars used an effective pressure defense against St. John's to force 23 turnovers, the most by the Red Storm since February 2008. The 23 turnovers also tied the season-high for a Friar opponent this season, as PC also forced 23 turnovers against Vermont on November 24. Providence also made 16 steals against the Red Storm, the most by the Friars since the team made 19 thefts against the Catamounts.

RAY HALL SEES ACTION...Senior center Ray Hall (Denver, Colo.) played in Friars' loss at Notre Dame on December 30. Hall played nine minutes in the game. For Hall, it marked the first time he has played since the conclusion of the 2007-08 season. Hall suffered a leg injury that was diagnosed as career ending, however, he has rehabilitated the injury and now is able to play for the Friars. He missed all of the 2008-09 season with the injury.

2009-10 PROVIDENCE COLLEGE BASKETBALL - Game Notes

Most Points Scored/Single Game, BIG EAST

Rank	Date	Team	Opponent	Points
1.	12/12/09	Seton Hall	VMI	134
2.	12/9/09	Providence	George Washington	110
3.	1/23/10	USF	Providence	109
4.	11/24/09	Providence	Vermont	106
5.	1/23/10	Providence	USF	105
6.	11/16/09	Villanova	Penn	103

2010-11 PC Recruiting Class Update

Name	Hometown	High School	Stats (per game)
Gerard Coleman	+W. Roxbury, Mass.	Tilton School (N.H.)	26.0 ppg, 3.0 apg, 4.0 rpg, 2.0 spg
Ron Giplaye	Lowell, Mass.	Notre Dame Prep (Mass.)	14.0 ppg, 8.0 rpg
Joe Young!	Houston, Texas	Yates High School	^* 34.1 ppg, 6.2 rpg, 4.3 apg, 3.4 spg
^Team Ranked No. 1 in the nation according to Rivals.com and Max Prep rankings			
*Team Ranked No. 3 in the nation according to USA Today			
+Coleman ranked #54 in ESPNU Top 100			
! Young ranked #99 in ESPNU Top 100; Young named MVP of T-Mobile Invitational;			
Young named McDonald's All-America Nominee			

NON-CONFERENCE NOTES

FRIARS POST 2-2 RECORD IN NON-CONFERENCE ROAD GAMES...With the win at George Washington on December 9, the Friars posted a 2-2 non-conference road record. The four non-conference road games are the most played by a Friar team since the 1982-83 season. In addition to GW, PC also won at Northeastern, 76-72, on December 1. The Friars were defeated by Rhode Island, 86-82, on December 5 and Alabama, 84-75, on November 20.

PC EARNS TWO NON-CONFERENCE ROAD WINS FOR FIRST TIME SINCE 2004-05...The road win against GW was the Friars' second non-conference victory away from the Dunkin' Donuts Center. It marks the first time the Friars have won two road non-conference games in a season since PC defeated Memphis and San Diego State on December 23 and 31, 2004. The Friars also won at Northeastern on December 1.

THREE RECRUITS SIGN WITH FRIARS...Student-athletes Gerard Coleman (West Roxbury, Mass.), Ron Giplaye (Lowell, Mass.) and Joe Young (Houston, Texas) each signed a National Letter of Intent on November 11 to attend Providence College beginning in September 2010. The class is ranked 23rd in the country by MaxPreps. Coleman, a 6-foot-4-inch, 170-pound guard attends the Tilton School in Tilton, N.H. Coleman is the 11th-ranked shooting guard in the Class of 2010 according to Rivals.com and he is rated No. 16 by Scout.com. Giplaye, a 6-foot-6-inch, 230-pound forward attends Notre Dame Prep School in Fitchburg, Mass. The New England Recruiting Report ranked him as the seventh-best prospect for the class of 2010 in New England. Young, a 6-foot-2-inch, 175-pound guard attends Yates High School in Houston. He is ranked as the ninth-best player in Texas, according to TexasHoops.com.

FRIARS CONCLUDE NON-CONFERENCE SEASON...With the Friars' 87-78 win over Yale the team concluded its non-conference season with an 8-4 mark. It is the second consecutive season that the Friars have registered an 8-4 record in non-conference action. Last season, PC finished the year with a 19-14 mark and a 10-8 record in BIG EAST play.

FRIARS SHOOT OVER 50 PERCENT...In the Friars' 87-78 win over Yale on December 21, PC shot 50.7 percent (34-67) from the field. It marked the third time this season that the Friars shot over 50 percent for a game. In PC's 110-97 win at George Washington on December 9, the team shot 52.3 percent (34-65) from the field. In a 76-72 win at Northeastern on December 1, Providence shot 56.4 percent (31-55) from the field and 54.5 percent (6-11) from beyond the arc.

SIX FRIARS SCORE IN DOUBLE FIGURES AT GW...Six Friars posted double-digit point totals against George Washington on December 9. It marked the first time since the 100-94 win against No. 15 Syracuse on January 28, 2009 that PC had six players score 10 or more points. Against the Colonials, sophomore Marshon Brooks (Stone Mountain, Ga.) led the Friars with 19 points, sophomore Jamine Peterson (Brooklyn, N.Y.) and freshman Bilal Dixon (Jersey City, N.J.) posted 18 points, senior Brian McKenzie (Brooklyn, N.Y.) had 17, senior Sharaud Curry (Gainesville, Ga.) recorded 16 points and freshman Vincent Council (Brooklyn, N.Y.) added 10.

CURRY POSTS THIRD CAREER DOUBLE-DOUBLE...Senior Sharaud Curry (Gainesville, Ga.) posted his third career double-double in the team's win at George Washington on December 9. Curry recorded 16 points and 13 assists in the victory. The last time he posted a double-double was when he had 12 points and 10 assists at UConn on January 27, 2007.

CURRY RECORDS CAREER-BEST 13 ASSISTS...Senior guard Sharaud Curry (Gainesville, Ga.) set a career-high with 13 assists at George Washington, eclipsing his previous high of 12 set on December 2, 2006 at URI. For Curry, it marked the fourth time in his career that he posted at least 10 assists in a game.

CURRY POSTS MOST ASSISTS BY FRIAR SINCE 2002...Curry's 13 assists against George Washington were the most dished out by a Friar since Donnie McGrath '06 posted 13 against Ohio University on November 30, 2002. The school record for assists in a game is 16, set by Vinnie Ernst '63 (twice) and Carlton Screen '90.

2009-10 PROVIDENCE COLLEGE BASKETBALL - Game Notes

PC POSTS MOST REBOUNDS IN GAME SINCE 1994...The Friars recorded a season-high 56 rebounds against Brown and held a +18 advantage on the glass. The 56 rebounds marked the highest total for a PC team since the Friars recorded 57 rebounds against Seton Hall on January 5, 1994.

FRIARS RECORD 19 STEALS AGAINST VERMONT...Providence made 19 steals in the November 24 game against Vermont. It marked the most steals in a game for PC since the Friars made 23 thefts against Maine on December 21, 2004. PC also forced 23 Vermont turnovers, leading to a 33-13 advantage in points off turnovers for the Friars.

PROVIDENCE COLLEGE CAPTURES 14TH IN-SEASON TOURNAMENT TITLE...With the Friars' 3-0 mark in the World Vision Invitational, Providence captured its 14th in-season tournament title and its first four-team, three-game tournament championship since PC won the Holiday Festival in New York City on December 26-30, 1966. The Friars have made 56 in-season tournament appearances. After winning three games in the World Vision Invitational, the team has now posted a 73-53 (.579) mark in those 56 tournaments.

PETERSON HAS CAREER-REBOUNDING NIGHT...Sophomore forward Jamine Peterson (Brooklyn, N.Y.) posted a career-high 22 rebounds in the 79-77 win over Mercer, the most rebounds by a Friar since Michael Smith '94 grabbed 26 in a 96-82 win for the Friars on January, 25, 1994. Peterson's 11 offensive rebounds is tied for third-most in single-game history at PC. The 22-rebound effort is the third-highest single-game total in the nation this season.

FRIARS SET SCHOOL RECORD FOR FEWEST TURNOVERS VS. MERCER...Providence committed only three turnovers in the 79-77 win over Mercer, breaking the school record of five set in games against URI on January 20, 1982 and Georgetown on March 9, 1991. The Friars had one turnover in the second half against the Bears.

FRIARS HOLD BRYANT TO 18 POINTS IN A HALF...In the Friars' 96-53 win over Bryant on November 13, Bryant's 18 first-half points marked the fewest in a half by a Friar opponent since Rutgers posted only 16 second-half points against PC on January 9, 2008.

DIXON POSTS DOUBLE-DOUBLE IN FIRST COLLEGIATE GAME...Freshman forward/center Bilal Dixon (Jersey City, N.J.) posted a double-double with 16 points and 11 rebounds versus Bryant. It marked the first time a Friar has recorded a double-double in his collegiate debut since Ben Perkins notched 10 points and 12 rebounds against Vermont on November 18, 1997. Dixon joins an impressive list of former Friars who opened their careers with double-doubles, including Bruce Campbell '78 (10p, 10r), Marvin Barnes '71 (23p, 18r) and John Thompson '61 (23p, 16r).

THREE FRIARS NAMED TO ALL-TOURNAMENT TEAM... Providence was a perfect 3-0 in the World Vision Invitational on November 13-15 in Providence. PC had three players named to the All-Tournament Team. Senior Sharaud Curry (Gainesville, Ga.) and sophomore Jamine Peterson (Brooklyn, N.Y.) each earned All-Tournament honors and junior Marshon Brooks (Stone Mountain, Ga.) was named the 2009 World Vision Invitational MVP.

FRIARS POST 43-POINT WIN...On November 13, the Friars earned a 96-53 win over Bryant in the first game of the World Vision Invitational. The 43-point victory for the Friars marked the team's largest margin of victory since PC defeated Morgan State by 44 points in a 91-47 win on December 27, 2001. It also was the team's largest margin of victory in a season opener since Providence defeated Assumption, 97-47, on November 23, 1985.

PROVIDENCE ALL-TIME... In 83 seasons of basketball, the Friars have posted a 1,286-846 mark (.603). The team's all-time record at the Dunkin' Donuts Center is 458-186 (.711). PC has posted a 7-3 record at the Dunk' this season.

PRESEASON NOTES

PC PICKED 13TH IN BIG EAST PRESEASON COACHES' POLL...The Friars were picked 13th out of 16 schools in the 2009-10 BIG EAST Preseason Coaches' Poll, which was released at media day at Madison Square Garden in New York City on Wednesday, October 21. Villanova was picked first with 218 points and 10 first place votes. The coaches selected Notre Dame forward Luke Harangody as the BIG EAST Preseason Player of the Year for the second-straight season.

NEW FACES IN FRIARTOWN...The Friar roster features six freshmen and two junior college transfers in 2009. The seven new scholarship players on the roster are the most on a Friar team since the 1999-00 season, when PC welcomed eight new scholarship players to the Renaissance City. The returning players on the roster are senior guard Sharaud Curry (Gainesville, Ga.), senior center Ray Hall (Denver, Colo.), senior guard Brian McKenzie (Brooklyn, N.Y.), junior forward/guard Marshon Brooks (Stone Mountain, Ga.), sophomore forward Jamine Peterson (Brooklyn, N.Y.) and freshman forward/center Bilal Dixon (Jersey City, N.J.).

2009-10 PROVIDENCE COLLEGE BASKETBALL - Keno Davis



On April 15, 2008, the Keno Davis era began at Providence College. The 37-year-old Davis became the 14th head coach of the College's storied men's basketball program.

"It is an honor to now be a part of Providence College basketball and it is a dream come true for me to be in the BIG EAST," Davis said after being introduced as the new head coach at the College. "I want to make Providence and the entire state of Rhode Island excited about

college basketball. I think it's at a tipping point where we can do something special here!"

Davis quickly got to work as he guided the Friars to a 19-14 mark in 2008-09, which included a 10-8 record in BIG EAST play. As he led the team to 19 victories, he established a Providence College record for the most wins by a head coach in his first season. With a 10-8 record in league play, the Friars finished tied for seventh place in the league standings. The team's 19 overall wins and 10 BIG EAST victories marked the most by the Friars since the 2004 season. During the regular season, he saw his team earn two victories over top-15 teams, including an 81-73 win over No. 1 ranked Pittsburgh. It marked just the second time that the Friars defeated a No. 1 ranked team and the first time in 33 years. Davis also led the team to a win over DePaul in the second round of the BIG EAST Tournament -- the team's first BIG EAST tourney victory since 2003. He also led the team back to the post-season as the Friars earned an at-large bid to the NIT Tournament.

Davis came to PC after spending the 2007-08 season as the head coach at Drake University. Davis, a 1995 graduate of the University of Iowa, was named the 2008 National Coach of the Year by six organizations, including the Associated Press, the U.S. Basketball Writers Association and The Sporting News.

In making the appointment, Providence College President Reverend Brian Shanley, O.P. said, "We are very excited to have Keno Davis leading our men's basketball program. We were looking for someone who could inspire and I believe he will. Keno talked to us about developing the right kind of character in his players and as a priest and a teacher, the thing I care about most with respect to athletics is not winning, but it's building character. I believe that we have a coach who will build the character of our student-athletes. And, oh yes, he will win!"

In his first season as a head coach, Davis led the Drake Bulldogs to a 28-5 mark, which included a 15-3 record in the Missouri Valley Conference. His team captured its first MVC regular season title since 1971 and its first ever MVC Tournament title. Drake became the first MVC school to win both the regular season and league tournament titles since 2002. For his efforts, he was named the Missouri Valley Conference Coach of the Year. The Bulldogs also made their first trip to the NCAA Tournament since 1971. Drake was defeated in the First Round of the NCAA Tournament by Western Kentucky, 101-99, in overtime.

During the 2008 season, Drake was nationally ranked for a school-record eight consecutive weeks. The Bulldogs finished ranked 14th in the Associated Press Poll and 23rd in the ESPN/

USA Today Coaches Poll. Davis had all this success in his first season after inheriting a team that was 17-15 in 2007 and lost four starters to graduation. His 2008 squad was picked to finish ninth in the MVC.

"I believe Keno Davis has the knowledge, passion, commitment and ability to bring Providence College basketball to another level," Providence College Athletics Director Bob Driscoll said. "Throughout his career he has demonstrated that he is an excellent leader and teacher. From the first moment I met Keno, I was impressed with his competitive nature and his desire to return Friar basketball to national prominence. His hiring is one of the many steps we have taken to improve the Friar men's basketball program."

Prior to being selected as the head coach at Drake, Davis served as an assistant under his father, Dr. Tom Davis, at Drake from 2003-07. He began his coaching career in 1995 as an assistant under Bruce Pearl at Southern Indiana. He left Southern Indiana in 1997 and took an assistant position under Gary Garner at Southeast Missouri State. He was at Southeast Missouri State for six seasons.

Although he never lived in Rhode Island prior to becoming the Friars' head coach, Davis was no stranger to New England. In fact, he spent much of his childhood just one hour from the Ocean State as he lived on Commonwealth Avenue in Newton, Massachusetts adjacent to the Boston College campus. Davis' father, Tom, served as the head coach of the Eagles from 1977-82. While living in Massachusetts, Keno Davis grew to love New England and appreciate college basketball. He also saw the early days of the BIG EAST and has watched closely as the league has become a basketball powerhouse.

Keno Davis was exposed to basketball at a very young age as he watched his father as a head coach. Dr. Tom Davis is one of the winningest coaches all-time in the NCAA. In 32 seasons as a head coach at Lafayette (1971-77), Boston College (1977-82), Stanford (1982-86), Iowa (1986-99) and Drake (2003-07), he registered a 598-355 mark (.628), which included 18 post-season appearances and 16 20-win seasons. He also was named the 1987 Associated Press National Coach of the Year. When Keno earned the same honor in 2007, it marked the first time ever that a father and son duo had captured the national coach of the year honor.

Keno Davis has written two books on basketball, "Pressure Defense," which was published in 1994, and "Camp Success," published in 2004.

Davis and wife, Krista, have one son, Brady, who was born on November 12, 2007.



2009-10 PROVIDENCE COLLEGE BASKETBALL - Keno Davis

Second Year at PC: 12-8/4-4
First Year at PC: 19-14/10-8
Overall at PC: 31-22/14-12
 Overall at Drake: 28-5
3-Year CAREER: 59-27
 BIG EAST TOURNAMENT: 1-1

BIG EAST GAMES: 14-12
NON-LEAGUE GAMES AT PC: 17-10
 NCAA TOURNAMENT: 0-1 (2008)
 NIT: 0-1 (2009)

2008-09 (19-14/10-8)...Led Providence to a 19-14 record and the school's 18th NIT appearance... The 19 wins and 10 BIG EAST victories were the most by the Friars since the 2003-04 season and the most by a first year coach at PC...Registered a 10-8 mark and seventh place finish in the BIG EAST... Helped Providence record the school's first BIG EAST Tournament victory since 2002-03 with an 83-74 victory over DePaul in the Second Round...PC earned two wins over ranked teams, including a 100-94 victory over No. 15 Syracuse and an 81-73 triumph versus No. 1 Pittsburgh...The victory over Pitt marked the school's first victory over a No. 1 ranked team since the 1976-77 season.

2007-08 (28-5/15-3)...Earned six National Coach of the Year honors, including, Associated Press, U.S. Basketball Writers Association and The Sporting News... Led Drake to a 28-5 mark and its first NCAA Tournament appearance since 1971... His team captured its first MVC regular season title since 1971 and its first ever MVC Tournament title... Drake became the first MVC school to win both the regular season and league tournament titles since 2002. ... Was named MVC Coach of the Year... Registered a 15-3 mark in MVC action.... Drake was nationally ranked for a school-record eight consecutive weeks and finished 14th in the Associated Press Final Poll and 23rd in the ESPN/USA Today Final Poll.

The Davis Facts File

Full Name
Keno Davis

Date of Birth
3/10/72

Place of Birth
Easton, Pa.

Family
Wife, Krista; son, Brady (2)

College
Iowa '95

Coaching Experience

2008 - Head Coach, Providence College
 2007-08 Head Coach, Drake University
 2003-07 Assistant Coach, Drake University
 1997-03 Assistant Coach, Southeast Missouri State
 1995-97 Assistant Coach, Southern Indiana

Coaching Honors

2008 - Associated Press National Coach of the Year
 2008 - U.S. Basketball Writers Coach of the Year
 2008 - Sporting News Coach of the Year
 2008 - CollegeHoops.net Coach of the Year
 2008 - Basketball Times Coach of the Year
 2008 - Hugh Durham Award, Mid-Major Coach of the Year
 2008 - Missouri Valley Conference Coach of the Year

KENO DAVIS COACHING RECORD

YEAR	SCHOOL	RECORD	PCT	CONF. REC.	FINISH	TOUR.	POST SEASON
2007-08	Drake	28-5	.848	15-3	1st	3-0	NCAA 0-1
2008-09	Providence	19-14	.576	10-8	7th (tied)	1-1	NIT 0-1
2009-10	Providence	12-8	.600	4-4	-	-	-
Career	3 years	59-27	.686	29-15	One Title	4-1	0-2

Davis vs. Opponents

COMBINED RECORD - 59-27 (.686)

Team	W	L
Alabama	0	1
Baylor	0	1
Boston College	0	2
Bradley	1	1
Brown	2	0
Bryant	2	0
Bucknell	1	0
Butler	1	0
Charlotte	1	0
Chicago State	1	0
Cincinnati	2	0
Connecticut	1	1
Cornell	1	0
Creighton	3	0
Dartmouth	1	0
DePaul	3	0
Duquesne	1	0
Evansville	2	0
Georgetown	0	1
George Washington	1	0
Illinois State	3	0
Indiana State	3	0
Iona	0	1
Iowa	1	0
Iowa State	1	0
Jackson State	1	0
Louisville	0	3
Maine	1	0
Marquette	0	2
Mercer	1	0
Miami (Fla.)	0	1
Milwaukee	1	0
Missouri State	1	1
North Carolina Central	1	0
Northeastern	1	1
Northern Iowa	2	0
Notre Dame	0	2
Pittsburgh	1	0
Rhode Island	1	1
Rutgers	3	0
Sacred Heart	1	0
Saint Mary's	0	2
San Diego	1	0
Seton Hall	1	0
South Florida	1	1
Southern Illinois	1	1
St. John's	2	0
Syracuse	1	0
Texas Pan American	1	0
Vermont	1	0
Villanova	0	2
Western Kentucky	0	1
West Virginia	0	1
Wichita State	2	0
Yale	1	0
TOTAL	59	27

WHAT THEY ARE SAYING ABOUT KENO DAVIS... "Coach Keno Davis did an impressive job in his first season with the Friars. He guided the team to wins over No. 1 Pittsburgh and nationally-ranked Syracuse. I believe he has the program headed in the right direction. I am excited to see the team's progress this season and I look forward to following the Friars this season." - **Former Friar and current Minnesota Timberwolves forward Ryan Gomes '05**

"Keno Davis is one of the top young up-and-coming coaches in the industry. He has that combination that makes coaches successful at the highest level - he gets the most out of his players, is a terrific at evaluating talent and obviously he's proven - in just one season - that he can coach. You look at what he did at Drake in recruiting many of the players and then coaching them to the NCAA tournament in one of the season's biggest surprises a year ago and it was extremely impressive." — **FOXSports.com Senior Basketball Writer Jeff Goodman**

"I can't remember a coach who made as big an impact in his 'rookie' year as Keno Davis. But what gets lost in the fuss over how he did as a first-year head coach is that he was very much a part of building the Drake program to the point where it could enjoy that level of success. He didn't just walk in and take over a ready-made team. He helped to scout, recruit and coach the Drake players who came together in such a magical season. That's why I voted for him for coach of the year." — **Sporting News' Mike DeCourcy**

2009-10 PROVIDENCE COLLEGE BASKETBALL - By The Numbers

2009-10 PROVIDENCE COLLEGE WINS AND LOSSES

FRIARS RECORD WHEN....

Providence shoots 50% or better from the floor	3-1
Providence shoots less than 50% from the floor	9-7
Providence holds opponent to 50% or less from the floor	12-4
Providence opponent shoots 50% or better from the floor	0-4
Providence outrebounds opponent.....	9-2
Opponent outrebounds Providence	1-6
Rebounds are tied	2-0
Providence makes 40% of three point tries	3-2
Providence makes less than 40% of three point tries	9-6
Providence scores less than 60 points.....	0-0
Providence scores 60 or more points	12-8
Providence scores 70 or more points	12-7
Providence scores 80 or more points.....	6-2
Opponent held to less than 60 points.....	2-0
Opponent scores 60 or more points.....	10-8
Opponent scores 70 or more points.....	5-8
Opponent scores 80 or more points.....	2-8

FRIARS WHEN AHEAD, TIED AND TRAILING IN 2009-10....

	WHEN AHEAD	WHEN TIED	WHEN TRAILING
Halftime	9-4	0-0	3-4
10 Minutes Left	9-2	0-0	3-6
5 Minutes Left	12-1	0-0	0-7

2009-10 STARTING LINEUPS RECORDS:

Brooks, Peterson, Dixon, Curry, McKenzie: 9-6
 Brooks, Peterson, Dixon, McKenzie, Council: 1-0
 Peterson, Dixon, Curry, McKenzie, Council: 2-2

RECORDS AS STARTERS IN 2009-10

10-6: Marshon Brooks
 12-8: Jamine Peterson
 12-8: Bilal Dixon
 12-8: Brian McKenzie
 11-8: Sharaud Curry
 3-2: Vincent Council

GAMES LOST - INJURY/ILLNESS (28) IN 2009-10

Burchett (17), Hall (11)

GAMES PC PLAYERS LED IN 2009-10:

Scoring: Peterson (8), Curry (3), Brooks (2), Council (1)
 Rebounding: Peterson (11), Dixon (2)
 Scoring and Rebounding: Peterson (6)
 DOUBLE/DOUBLES: Peterson (11), Dixon (2), Curry (1)
 20-POINT GAMES: Peterson (9), Brooks (5), Curry (3), Council (1)
 30-POINT GAMES: None

PC By The Numbers 2009-10

OVERALL RECORD:	12-8
LAST FIVE GAMES:	3-2
LAST TEN GAMES:	5-5
HOME:	8-4
ROAD:	4-4
NEUTRAL:	0-0
OVERTIME GAMES:	0-1
BIG EAST RECORD:	4-4
BIG EAST HOME:	2-2
BIG EAST AWAY:	2-2
LONGEST WIN STREAK:	3
LONGEST HOME WIN STREAK:	3
BIG EAST HOME WIN STREAK:	1
BIG EAST ROAD WIN STREAK:	2
LONGEST LOSING STREAK:	1
WHEN LEADING AT HALFTIME:	9-4
AWAY:	3-2
HOME:	6-2
NEUTRAL:	0-0
WHEN TRAILING AT HALFTIME:	3-4
HOME:	2-2
AWAY:	1-2
NEUTRAL:	0-0
WHEN TIED AT HALFTIME:	0-0
HOME:	0-0
AWAY:	0-0
NEUTRAL:	0-0
RECORD BY THE DAY:	
Record on Monday	2-0
Record on Tuesday	2-0
Record on Wednesday	2-2
Record on Thursday	1-0
Record on Friday	1-1
Record on Saturday	2-4
Record on Sunday	2-1
RECORD BY THE MONTH:	
November	4-2
December	4-3
January	4-3
February	0-0
March	0-0
BY CONFERENCE:	
Atlantic 10	1-1
Atlantic Coast	0-1
Atlantic Sun	1-0
America East	1-0
Colonial	1-0
Ivy	2-0
Metro Atlantic Athletic	0-1
Northeast	1-0
Patriot	1-0
SEC	0-1

FRIARS' MARGIN DIFFERENTIAL

	1	2	3	4	5	6	7	8	9	10	11	12	13	14	15	16-20	21-25	26-30	31-35	35+	
Lost				2	1				1				1	1			1	1			
Won	1		1						1	1		2	1	2	1						2

2009-10 PROVIDENCE COLLEGE BASKETBALL - The Last Time...

THE LAST TIME PROVIDENCE COLLEGE...

WON IN OVERTIME... (1/22/09) Providence 98 at Seton Hall 93 OT
LOST IN OVERTIME... (1/23/10) USF 109 at Providence 105 OT
PLAYED DOUBLE OVERTIME... (2/15/05) #18 Connecticut 94 at Providence 89 2OT
PLAYED A RANKED OPPONENT...(1/27/10) Providence 81, #19/19 Connecticut 66
WAS RANKED... (3/15/04) 21st Associated Press Poll, 19th ESPN/USA Today Coaches Poll
DEFEATED A TOP-25 OPPONENT ON THE ROAD... (1/24/04) Providence 66 at #4/#4 Connecticut 56
DEFEATED A TOP-25 OPPONENT AT HOME... (1/27/10) #19/#19 Connecticut 66 vs. Providence 81
DEFEATED AT TOP-25 OPPONENT IN A NEUTRAL ARENA... #18/18 Arkansas 51 vs. Providence 67 (11/16/07) Puerto Rico Tip Off
DEFEATED A TOP-10 OPPONENT ON THE ROAD... (1/24/04) Providence 66 at #4/#4 Connecticut 56
DEFEATED A TOP-10 OPPONENT AT HOME... (2/24/09) #1/#1 Pittsburgh 73 at Providence 81
WON BY 50 OR MORE... (2/22/01) Binghamton 58 at #25 Providence 119
SCORED 100 OR MORE... (1/23/10) Providence 105 vs. USF 109
BOTH TEAMS SCORED 100 OR MORE... (1/23/10) Providence 105 vs. USF 109 (ot)
SCORED 90 POINTS... (1/23/10) Providence 105 vs. USF 109 (ot)
SCORED LESS THAN 50... (11/18/06) Brown 51 at Providence 41
BOTH TEAMS SCORED LESS THAN 50... (2/26/00) Boston College 40 at Providence 45
ALLOWED 100 OR MORE... (1/23/10) Providence 105 vs. USF 109 (ot)
ALLOWED 50 OR LESS... (1/9/08) Rutgers 50 at Providence 76
SHOT OVER 60% FG... (1/25/06) Providence 79 (60.0 percent) at Rutgers 69
SHOT UNDER 35% FG... (1/3/10) Providence 74 (33.3 percent), St. John's 59
HELD OPPONENT UNDER 30% FG... (12/4/04) Rhode Island 58 (27.8%) at Providence 65
MADE 10 3-POINT FG... (1/23/10) Providence 105 (11 Three-Point FGs) vs. USF 109 OT
MADE 15 OR MORE 3-POINT FG...(12/9/09) Providence 110 (16 Three-Point FGs) at George Washington 97
DID NOT MAKE A 3-POINT FG... (2/12/00) Rutgers 69 at Providence 60 (0-5, 3 PT FG)
ATTEMPTED 50 FREE THROWS... (1/5/99) West Virginia 87 at Providence 90 (59 FT Attempts)
MADE 40 FREE THROWS... (1/5/99) West Virginia 87 at Providence 90 (40 FT)
HAD 50 OR MORE REBOUNDS... (1/27/10) Providence 81 (53 Rebounds) vs. #19/19 Connecticut 66
HAD 25 OR LESS REBOUNDS... (1/17/10) Providence 63 (22 rebounds) at Marquette 93
HAD 20 OR MORE ASSISTS... (12/9/09) Providence 110 (21 assists) at George Washington 97
HAD 20 OR MORE TURNOVERS... (3/12/09) Providence 55 (26 turnovers) at #5/#5 Louisville 73
MADE 15 OR MORE STEALS... (1/3/10) Providence 74 (16 steals) at St. John's 59
BLOCKED 10 OR MORE SHOTS... (12/7/09) Brown 62 at Providence 78 (11 blocks)
HAD SIX OR MORE PLAYERS IN DOUBLE FIGURES... (12/9/09) Providence 110 at Providence 97 (6 players)
HAD SEVEN OR MORE PLAYERS IN DOUBLE FIGURES... (11/18/08) Dartmouth 82 at Providence 100 (7 players)

THE LAST TIME A PROVIDENCE COLLEGE PLAYER...

SCORED 50 OR MORE... (12/15/73) Marvin Barnes (52 points) vs. Austin Peay
SCORED 40 OR MORE... (1/23/91) Eric Murdock (48 points) vs. Pittsburgh
SCORED 30 OR MORE... (2/21/09) Weyinmi Efejuku (31 points) vs. Notre Dame
SCORED 25 OR MORE... (1/23/10) Jamine Peterson (26 points), Marshon Brooks (25 points) vs. USF
SCORED 20 OR MORE...(1/27/10) Jamine Peterson (23 points) vs. #19/19 Connecticut
HIT 15 FIELD GOALS... (12/20/05) Randall Hanke (15 field goals, 34 points) vs. Northeastern
HIT 10 THREE POINT FG... (2/23/00) Donta Wade (10, 3PT FG) at Notre Dame
HIT 9 THREE POINT FG... (2/2/05) Donnie McGrath (9, 3PT FG) vs. Virginia
HIT 8 THREE POINT FG... (2/2/05) Donnie McGrath (9, 3PT FG) vs. Virginia
HIT 7 THREE POINT FG... (11/24/07) Jeff Xavier (7, 3PT FG) vs. Florida State
HIT 6 THREE POINT FG... (2/4/09) Sharaud Curry (6, 3PT FG) vs. #17/#16 Villanova
MADE 15 FREE THROWS... (3/1/09) Weyinmi Efejuku (15 FT) at Rutgers
HAD 25 REBOUNDS... (1/25/94) Michael Smith (26 rebounds) vs. Syracuse
HAD 20 REBOUNDS... (1/9/10) Jamine Peterson (20 rebounds) vs. Rutgers
HAD 15 REBOUNDS... (1/9/10) Jamine Peterson (20 rebounds) vs. Rutgers
TWO PLAYERS HAD 10 REBOUNDS... (1/27/10) Jamine Peterson (14 rebounds) and Bilal Dixon (12 rebounds) vs. #19/#19 Connecticut
HAD 15 ASSISTS... (12/8/69) Jim Larranaga (15 Assists) vs. VCU
HAD 10 ASSISTS... (12/9/09) Sharaud Curry (13 Assists) at George Washington
HAD 10 STEALS... (1/22/02) John Linehan (11 Steals) vs. Rutgers
HAD 8 STEALS... (1/22/02) John Linehan (11 Steals) vs. Rutgers
HAD 12 BLOCKS... (12/8/71) Marvin Barnes (12 Blocks) vs. Buffalo
HAD 11 BLOCKS... (12/11/71) Marvin Barnes (11 Blocks) at St. Joseph's
HAD 10 BLOCKS... (12/2/00) Karim Shabazz (10 Blocks) vs. Rhode Island
HAD 5 BLOCKS... (1/3/10) Bilal Dixon at St. John's (5 Blocks)
REGISTERED A TRIPLE-DOUBLE... (12/22/06) Geoff McDermott (12 pts, 11 rebs, 10 assists) vs. Harvard
REGISTERED A DOUBLE-DOUBLE... (1/27/10) Jamine Peterson (23 pts, 14 rebs), Bilal Dixon (11 pts, 12 rebs) vs. #19/#19 Connecticut
TWO PLAYERS REGISTERED A DOUBLE-DOUBLE... (1/27/10) Jamine Peterson (23 pts, 14 rebs), Bilal Dixon (11 pts, 12 rebs) vs. #19/#19 Connecticut
THREE PLAYERS REGISTERED A DOUBLE-DOUBLE... (12/2/06) Geoff McDermott (15 pts., 11 rebs), Sharaud Curry (16 pts, 12 asts.), Jon Kale (13 pts, 11 rebs.) vs. Rhode Island
TWO PLAYERS HAD 20 POINTS...(1/23/10) Jamine Peterson (26 points), Marshon Brooks (25 points), Sharaud Curry (24 points) vs. USF
THREE PLAYERS HAD 20 POINTS... (1/23/10) Jamine Peterson (26 points), Marshon Brooks (25 points), Sharaud Curry (24 points) vs. USF

2009-10 PROVIDENCE COLLEGE BASKETBALL - BIG EAST Notes

2009-10 BIG EAST Preseason Player of the Year

Luke Harangody, Notre Dame

2009-10 BIG EAST Preseason Rookie of the Year

Lance Stephenson, Cincinnati

2009-10 Preseason All-BIG EAST First Team

Luke Harangody, Notre Dame (POY), F, Sr., 6-8, 255, Schererville, Ind.

Deonta Vaughn, Cincinnati, G, Sr., 6-1, 190, Indianapolis, Ind.

Greg Monroe, Georgetown, C, So., 6-11, 247, New Orleans, La.

Lazar Hayward, Marquette, F, Sr., 6-6, 225, Buffalo, N.Y.

Scottie Reynolds, Villanova, G, Sr., 6-2, 195, Herndon, Va.

2009-10 Preseason All-BIG EAST Second Team

Jerome Dyson, Connecticut, G, Sr., 6-3, 190, Potomac, Md.

Kemba Walker, Connecticut, G, So., 6-1, 172, Bronx, N.Y.

Samardo Samuels, Louisville, F, So., 6-9, 260, Trelawny, Jamaica

Jeremy Hazell, Seton Hall, G, Jr., 6-5, 185, Bronx, N.Y.

Dominique Jones, USF, G, Jr., 6-4, 205, Lake Wales, Fla.

Devin Ebanks, West Virginia, F, So., 6-9, 210, Long Island City, N.Y.

2009-10 Preseason All-BIG EAST Honorable Mention

Stanley Robinson, Connecticut, F, Sr., 6-9, 210, Birmingham, Ala.

Arinze Onuaku, Syracuse, C, Sr., 6-9, 275, Lanham, Md.

2009-10 Preseason Coaches' Poll

1. Villanova (10)	218
2. West Virginia (5)	215
3. Connecticut (1)	185
4. Louisville	179
5. Georgetown	161
6. Syracuse	152
7. Cincinnati	135
8. Notre Dame	132
9. Pittsburgh	119
10. Seton Hall	110
11. St. John's	82
12. Marquette	78
13. Providence	52
14. USF	44
15. Rutgers	43
16. DePaul	15

Regular Season Finishes By Place

First - 0	
Second - 1	(2001#)
Third - 2	(2003#, 2004)
Fourth - 4	(1987*, 1993, 1994*, 1997)
Fifth - 3	(1986, 1989*, 1990*)
Sixth - 4	(1995*, 1996, 1999*, 2002#)
Seventh - 5	(1980, 1982*, 1983, 1991*, 2009*)
Eighth - 5	(1981, 1984*, 1985, 1988, 1998)
Ninth - 2	(1992, 2005)
Tenth - 1	(2007)
Twelfth - 2	(2000, 2008)
Thirteenth - 1	(2006)

* TIES, # East Division

2009-10 BIG EAST Standings

Updated through games of 1/28

	BIG EAST			Overall		
	W	L	Pct.	W	L	Pct.
Villanova (3/3)	8	0	1.000	19	1	.950
Syracuse (4/4)	7	1	.875	20	1	.952
Pittsburgh (17/17)	6	2	.750	16	4	.800
West Virginia (9/9)	5	2	.667	16	3	.842
Georgetown (7/11)	6	3	.667	15	4	.789
Louisville	4	3	.571	13	7	.650
Notre Dame (-/rv)	4	4	.500	15	7	.682
Cincinnati	4	4	.500	13	7	.650
Providence	4	4	.500	12	8	.600
Connecticut (19/19)	3	4	.429	13	7	.650
Marquette	3	5	.375	12	8	.600
Seton Hall	3	5	.375	12	7	.632
USF	3	5	.375	13	7	.650
St. John's	2	6	.250	12	8	.600
DePaul	1	7	.125	8	12	.400
Rutgers	0	8	.000	9	11	.450


Friar Regular Season Finishes

1979-80	Seventh	(Seven Teams)
1980-81	Eighth	(Eight Teams)
1981-82	Seventh*	(Eight Teams)
1982-83	Eighth	(Nine Teams)
1983-84	Seventh *	(Nine Teams)
1984-85	Eighth	(Nine Teams)
1985-86	Fifth	(Nine Teams)
1986-87	Fourth *	(Nine Teams)
1987-88	Eighth	(Nine Teams)
1988-89	Fifth *	(Nine Teams)
1989-90	Fifth *	(Nine Teams)
1990-91	Seventh *	(Nine Teams)
1991-92	Ninth	(10 Teams)
1992-93	Fourth	(10 Teams)
1993-94	Fourth *	(10 Teams)
1994-95	Sixth *	(10 Teams)
1995-96	Sixth	(13 Teams)
1996-97	Fourth	(13 Teams)
1997-98	Eighth	(13 Teams)
1998-99	Sixth*	(13 Teams)
1999-00	Twelfth	(13 Teams)
2000-01	Second#	(14 Teams/2 Div.)
2001-02	Sixth#	(14 Teams/2 Div.)
2002-03	Third#	(14 Teams/2 Div.)
2003-04	Third	(14 Teams)
2004-05	Ninth	(12 Teams)
2005-06	Thirteenth *	(16 Teams)
2006-07	Tenth	(16 Teams)
2007-08	Twelfth*	(16 Teams)
2008-09	Seventh*	(16 Teams)

#East Division

*Tied

#1 Duke Mondy Fr. 6-3 196 Grand Rapids, Mich.



Duke Mondy #1
Freshman G 6-3 196 Grand Rapids, Mich./Catholic Central High School

2009-10: Recorded five points, seven rebounds and three assists in collegiate debut versus Bryant (11/13/09)...Notched six points on two clutch 3-pointers against Bucknell (11/14/09)...Registered six points and three rebounds at Alabama (11/20/09)...Scored eight points and made four steals versus Vermont (11/24/09)...Posted eight points and made three steals against Louisville (1/6/10)...Scored nine points and grabbed three rebounds at DePaul (1/14/09)...Recorded 10 points and three rebounds against #19 Connecticut (1/27/10).

HIGH SCHOOL: Attended Catholic Central High School...Averaged 22 points, eight rebounds, five assists and three steals in 2009... He helped his team register a 17-5 mark...Earned All-State and All-Conference honors in 2009...Finished in the top-10 in scoring in the state of Michigan as a senior...Named to the 2008 Brann's Holiday Basketball All-Tournament Team...Averaged 15 points, seven rebounds and six assists per game as a junior...Played for the Michigan Mustangs AAU team in 2007 and 2008.

PROFILE

Name: Murray Deshawn Mondy

Nickname: Duke

Birthdate: December 2, 1990

Major: Undeclared

Family: Son of Nicole Farmer and Murray Mondy. Has two brothers, Demarcus Farmer and Marques Mondy.

Favorite Teams: New York Yankees and Detroit Lions

Favorite Athlete: Tracy McGrady

Favorite Movie: Paid In Full, Above The Rim, Through The Fire

Favorite Food: Steak and chicken

Hobbies: Playing video games and hanging out with friends

Biggest Thrill In Sports: Tracy McGrady scoring 13 points and hitting game-winning three-pointer in 33 seconds

AT PROVIDENCE OVERALL STATS

Year	GP-GS	Min/Avg	Total		3-Point		FT-FTA		Pct		Rebounds		PF-FO	Ast	TO	Blk	Stl	Pts/Avg
			FG-FGA	Pct	FG-FGA	Pct	Pct	Off-Def	Tot	Avg								
2009-10	20-0	276/13.8	29-77	.377	15-50	.300	4-7	.571	13-32	45	2.3	28-0	20	14	3	23	77/3.9	
TOTAL	20-0	276/13.8	29-77	.377	15-50	.300	4-7	.571	13-32	45	2.3	28-0	20	14	3	23	77/3.9	

CAREER HIGHS

DUKE MONDY

MINUTES	25
POINTS	10
REBOUNDS	7
FIELD GOALS	4
FG ATTEMPTS	8
FG PCT.	.750
FREE THROWS	2
FT ATTEMPTS	2
FT PCT	1.000
3PT	2
3PT FGA	6
3PT FG%	1.000
ASSISTS	3
TURNOVERS	2
BLOCKS	1
STEALS	4

OVERALL

#19 Connecticut (1/27/10)	25
#19 Connecticut (1/27/10)	10
Bryant (11/13/09)	3
#19 Connecticut (1/27/10)	4
Louisville (1/6/10)	8
DePaul (1/14/10)	.750
DePaul (1/14/10)	2
Three times	2
DePaul (1/14/10)	1.000
Five times	2
Louisville (1/6/10)	6
DePaul (1/14/10)	1.000
Twice	2
Three times	1
Twice	1
Vermont (11/24/09)	3

BIG EAST

#19 Connecticut (1/27/10)	25
#19 Connecticut (1/27/10)	10
Twice	3
#19 Connecticut (1/27/10)	4
Louisville (1/6/10)	8
DePaul (1/14/10)	.750
DePaul (1/14/10)	2
Twice	2
DePaul (1/14/10)	1.000
Twice	2
Louisville (1/6/10)	6
DePaul (1/14/10)	1.000
Twice	2
Four times	1
Louisville (1/6/10)	1
Louisville (1/6/10)	3


#1 Duke Mondy Fr. 6-3 196 Grand Rapids, Mich.

Duke Mondy Career Game-By-Game...

2009-10...

DATE	OPP.	SCORE	POINTS	REB.	ASST.	STEALS
11/13/09	Bryant	W-96-53	5	7	3	1
11/14/09	Bucknell	W-76-65	6	2	0	1
11/15/09	Mercer	W-79-77	1	2	2	1
11/20/09	at Alabama	L, 84-75	6	3	1	0
11/24/09	Vermont	W-106-64	8	2	1	4
11/28/09	Boston College	L-82-77	3	4	1	2
12/1/09	at Northeastern	W-76-72	2	1	0	1
12/5/09	at Rhode Island	L-86-82	2	1	0	0
12/7/09	Brown	W-78-62	4	2	1	2
12/9/09	at G. Washington	W-110-97	0	4	3	1
12/12/09	Iona	L-82-73	0	3	0	0
12/21/09	Yale	W-87-78	0	1	0	0
12/30/09	at Notre Dame	L-93-78	5	1	0	0
1/3/10	at St. John's	W-74-59	0	2	2	1
1/6/10	Louisville	L-92-70	8	1	2	3
1/9/10	Rutgers	W-94-81	3	0	2	1
1/14/10	at DePaul	W-79-62	9	3	1	0
1/17/10	at Marquette	L-93-63	5	3	0	1
1/23/10	USF	L-109-105 (ot)	0	0	1	2
1/27/10	#19 Connecticut	W-81-66	10	3	0	2
			77	45	20	23
	Totals		3.9 ppg	2.3 rpg	1.0 apg	1.2 spg

#2 Marshon Brooks Jr. 6-5 190 Stone Mountain, Ga.



Marshon Brooks #2
Junior G/F 6-5 190 Stone Mountain, Ga./Tucker High School

2009-10: Posted 10 points, seven rebounds, four assists and three steals versus Bryant (11/13/09)...Recorded 15 points, six rebounds and five assists against Bucknell (11/14/09)...Notched a game-high 26 points and grabbed seven rebounds versus Mercer (11/15/09)...**Named World Vision Invitational Most Valuable Player (11/15/09)**...Scored 22 points and grabbed five rebounds at Alabama (11/20/09)...Registered a game-high 24 points on 8-of-10 shooting and made five steals against Vermont (11/24/09)...Scored 16 points and grabbed four rebounds versus Boston College (11/28/09)...Had 10 points, four assists and three steals at Northeastern (12/1/09)...Posted eight points and six rebounds versus Brown (12/7/09)...Scored a team-high 19 points at George Washington (12/9/09)...Scored 18 points and registered seven rebounds versus Iona (12/12/09)...Registered 13 points versus Yale (12/21/09)...Registered 12 points, six rebounds and three assists at Notre Dame (12/30/09)...Posted 10 points, five rebounds and four steals at St. John's (1/3/10)...Tallied a team-high 21 points and grabbed four rebounds against Louisville (1/6/10)...Notched 15 points and six rebounds versus Rutgers (1/9/10)...Scored a team-high 17 points and recorded seven rebounds at DePaul (1/14/10)...Recorded 25 points and five rebounds against USF (1/23/10).

2008-09: Scored four points and grabbed six rebounds versus Northeastern (11/15/08)...Registered 18 points, seven rebounds and three blocks against Dartmouth (11/18/08)...Posted 24 first-half points and finished with 30 points and five steals versus Sacred Heart (11/20/08)...Recorded eight points against Maine (11/22/08)...Scored 10 points and grabbed five rebounds versus Baylor (11/27/08)...Scored 12 points and was 5-of-9 from the field versus Charlotte (11/28/08)...Scored nine points versus Saint Mary's (11/30/08)...Posted 22 points and pulled down five rebounds against Brown (12/03/08)...Registered 14 points and five rebounds versus URI (12/06/08)...Scored 13 points at Boston College (12/20/08)...Had a team-high 18 points and added four rebounds against Bryant (12/22/08)...Recorded 15 points and had three steals versus St. John's (12/31/08)...Registered eight points at Cincinnati (1/7/09)...Posted a team-high 18 points and added four rebounds at #9 Georgetown (1/10/09)...Tallied a team-best 21 points and added six rebounds and three blocks versus #14 Marquette (1/17/09)...Scored 14 points at Seton Hall (1/22/09)...Registered 17 points and grabbed four rebounds and three steals versus #15 Syracuse (1/28/09)...Notched nine points at #2 Connecticut (1/31/09)...Did not play at West Virginia (2/7/09) due to an injury...Scored 14 points at South Florida (2/10/09)...Scored 12 points and grabbed six rebounds versus Rutgers (2/14/09)...Had seven points at #7 Louisville (2/18/09)...Posted six points, five rebounds, three assists and three steals against #1 Pittsburgh (2/24/09)...Recorded six points and six rebounds in NIT First Round versus Miami (3/18/09)...Earned the team's Coca-Cola Promising Prospect Award.

2007-08: Scored four points and grabbed four rebounds versus Harvard (11/24/07) in his collegiate debut...Scored four points and had two rebounds against Maine (11/27/07)...Scored seven points and was 4-4 from the free-throw line at #10 Marquette (1/3/08)...Recorded a team-high 15 points versus #22 Pittsburgh (2/12/08)...Scored 15 points on 6-10 shooting against Cincinnati (3/2/08).

HIGH SCHOOL: Attended Tucker High School 2003-07...Helped Tucker High School post a 31-2 mark and capture the Class AAAA state title...Averaged 20.1 points, 6.0 assists and 8.0 rebounds in 33 games in 2007...Shot 53.3 percent from the field overall and 39 percent (47-119) from three-point territory as a senior...Earned 2007 Class AAAA All-State honors...Named MVP of the Peach State Classic and the East West All-Star Game...Averaged 9.8 points, 6.0 assists and 5.0 rebounds as a junior...Scored 57 points in a 16-and-under AAU game.

PROFILE

Name: Marshon S. Brooks
 Birthdate: January 26, 1989
 Major: Social Science
 Family: Son of Darlyn Brooks and Freddie Woods. Has one sister, Naya.
 Favorite Team: Los Angeles Lakers
 Favorite Athlete: Kobe Bryant
 Hobbies: Playing video games and basketball
 Biggest Thrill In Sports: When Kobe Bryant scored 81 points versus the Raptors
 What I would Like to Do After I Leave Providence: Own my own business

AT PROVIDENCE OVERALL STATS

Year	GP-GS	Min/Avg	FG-FGA	Total		3-Point		Pct	Off-Def	Tot	Rebounds			TO	Blk	Stl	Pts/Avg
				Pct	FG-FGA	Pct	FT-FTA				PF-FO	Ast	TO				
2007-08	18-0	167/9.3	21-55	.382	5-19	.263	15-21	.714	8-9	17	0.9	12-0	7	13	3	6	62/3.4
2008-09	32-0	696/21.8	122-279	.437	40-128	.313	54-79	.684	44-71	115	3.6	58-0	44	44	23	34	338/10.6
2009-10	20-16	519/26.0	114-236	.483	32-79	.405	39-57	.684	40-51	91	4.6	40-1	34	36	13	31	299/15.0
TOTAL	70-16	1382/19.7	257-570	.451	77-226	.341	108-157	.688	92-131	223	3.2	110-1	85	93	39	71	699/10.0

CAREER HIGHS

MARSHON BROOKS

MINUTES	34	Three times
POINTS	30	Sacred Heart (11/20/08)
REBOUNDS	7	Four times
FIELD GOALS	11	Sacred Heart (11/20/08)
FG ATTEMPTS	18	Mercer (11/15/09)
FG PCT.	1.000	vs. DePaul (3/11/09)
FREE THROWS	7	at Alabama (11/20/09)
FT ATTEMPTS	8	Three times
FT PCT	1.000	14 times
3PT	5	Sacred Heart (11/20/08)
3PT FGA	8	Twice
3PT FG%	1.000	West Virginia (2/23/08)
ASSISTS	5	Bucknell (11/14/09)
TURNOVERS	7	at Alabama (11/20/09)
BLOCKS	3	Three times
STEALS	5	Three times

BIG EAST

34	USF (1/23/10)
25	USF (1/23/10)
7	DePaul (1/14/10)
10	USF (1/23/10)
17	USF (1/23/10)
.727	Louisville (1/6/10)
6	#9 Georgetown (1/10/09)
8	Twice
1.000	Eight times
4	#15 Syracuse (1/28/09)
7	Twice
1.000	West Virginia (2/23/08)
4	#14 Marquette (1/17/09)
3	Twice
3	#14 Marquette (1/17/09)
4	St. John's (1/3/10)

#2 Marshon Brooks Jr. 6-5 190 Stone Mountain, Ga.

Marshon Brooks Career Game-By-Game...

2007-08...

DATE	OPP.	SCORE	POINTS	REB.	ASST.	STEALS
11/24/07	Harvard	W-93-70	4	4	3	0
11/27/07	Maine	W-78-48	4	2	1	0
12/01/07	vs. Boston College	W-98-89 (ot)	0	0	0	0
12/06/07	vs. South Carolina	L-68-67	0	0	0	0
12/09/07	Brown	W-70-51	0	1	0	0
1/03/08	at #10 Marquette	L-96-67	7	1	0	1
1/05/08	at DePaul	L-70-65	0	0	0	0
1/09/08	Rutgers	W-76-50	0	0	0	0
1/12/08	USF	W-86-70	0	0	0	0
1/27/08	at Syracuse	L-71-64	0	0	0	0
2/12/08	at #22 Pittsburgh	L-82-63	15	0	0	0
2/16/08	#23 Louisville	L-80-72	0	1	0	0
2/18/08	#12 Georgetown	L-68-58	3	1	1	0
2/23/08	at West Virginia	L-80-53	5	2	0	0
3/2/08	at Cincinnati	W-81-79 ot	15	3	1	1
3/6/08	#13 Connecticut	W-85-76	6	1	1	2
3/8/08	Villanova	L-73-63	3	1	0	2
3/12/08	West Virginia	L-58-53	0	0	0	1
			62	16	7	7
		Totals	3.6 ppg	1.0 rpg	0.4 apg	0.4 spg


2009-10...

DATE	OPP.	SCORE	POINTS	REB.	ASST.	STEALS
11/13/09	Bryant	W-96-53	10	7	4	3
11/14/09	Bucknell	W-76-65	15	6	5	0
11/15/09	Mercer	W-79-77	26	7	3	2
11/20/09	at Alabama	L, 84-75	22	5	1	1
11/24/09	Vermont	W-106-64	24	3	2	5
11/28/09	Boston College	L-82-77	16	4	1	0
12/1/09	at Northeastern	W-76-72	10	1	4	3
12/5/09	at Rhode Island	L-86-82	4	1	2	0
12/7/09	Brown	W-78-65	8	6	1	2
12/9/09	at G. Washington	W-110-97	19	3	0	0
12/12/09	Iona	L-82-73	18	7	0	2
12/21/09	Yale	W-87-78	13	3	1	1
12/30/09	at Notre Dame	L-93-78	12	6	3	1
1/3/10	at St. John's	W-74-59	10	5	0	4
1/6/10	Louisville	L-92-70	21	4	2	2
1/9/10	Rutgers	W-94-81	15	6	1	1
1/14/10	at DePaul	W-79-62	17	7	1	1
1/17/10	at Marquette	L-93-63	5	1	0	0
1/23/10	USF	L-109-105 (ot)	25	5	2	1
1/27/10	#19 Connecticut	W-81-66	9	4	1	2
			299	91	34	31
		Totals	15.0 ppg	4.6 rpg	1.7 apg	1.6 spg

2008-09...

11/15/08	Northeastern	L-70-66	4	6	0	0
11/18/08	Dartmouth	W-100-82	18	7	1	0
11/20/08	Sacred Heart	W-111-87	30	2	0	5
11/22/08	Maine	W-83-62	8	3	1	0
11/27/08	vs. Baylor	L-72-56	10	5	0	0
11/28/08	vs. Charlotte	W-67-62	12	2	0	1
11/30/08	vs. Saint Mary's	L-81-75	9	1	2	1
12/03/08	Brown	W-86-62	22	5	2	0
12/06/08	Rhode Island	W-66-65	14	5	1	0
12/17/08	Jackson State	W-85-71	4	4	0	1
12/20/08	at Boston College	L-81-76	13	4	0	1
12/22/08	Bryant	W-91-64	18	4	3	1
12/31/08	St. John's	W-75-54	15	2	1	3
1/3/09	DePaul	W-62-54	4	3	2	1
1/7/09	at Cincinnati	W-87-79	8	3	1	2
1/10/09	at #9 Georgetown	L-82-75	18	4	2	0
1/17/09	#14 Marquette	L-91-82	21	6	4	2
1/19/09	Cincinnati	W-72-63	2	1	0	1
1/22/09	at Seton Hall	W-98-93 OT	14	3	1	1
1/28/09	#15 Syracuse	W-100-94	17	4	3	3
1/31/09	at #2 Connecticut	L-94-61	9	3	1	0
2/4/09	#17 Villanova	L-94-91	1	3	1	1
2/10/09	at South Florida	W-77-62	14	2	3	0
2/14/09	Rutgers	W-78-68	12	6	3	0
2/18/09	at #7 Louisville	L-94-76	7	2	2	0
2/21/09	Notre Dame	L-103-84	8	5	2	0
2/24/09	#1 Pittsburgh	W-81-73	6	5	3	3
3/1/09	at Rutgers	W-73-66	0	1	0	0
3/5/09	at #11 Villanova	L-97-80	7	3	1	0
3/11/09	vs. DePaul	W-83-74	3	3	1	0
3/12/09	vs. #5 Louisville	L-73-55	4	2	2	5
3/18/09	vs. Miami (Fla.)	L-78-66	6	6	1	2
			338	115	44	34
		Totals	10.6 ppg	3.6 rpg	1.4 apg	1.1 spg

#3 Johnnie Lacy Fr. 6-0 170 Milwaukee, Wis.



Johnnie Lacy #3
Freshman G 6-0 170 Milwaukee, Wis./Notre Dame Prep.

2009-10: Posted seven points in first collegiate game versus Bryant (11/13/09)...Dished out three assists against Vermont (11/24/09)...Scored nine points versus Iona (12/12/09)...Scored four points and recorded three rebounds versus Yale (12/21/09)... Scored five points, made three steals, grabbed two rebounds and recorded two assists at DePaul (1/14/10)...Registered four points and three assists at Marquette (1/17/10).

HIGH SCHOOL: Attended Notre Dame Prep in Fitchburg, Mass in 2009...Averaged 15 points and six assists per game...Was one of the top-ranked high school point guards in the country... Dave Telep ranked him as the ninth best point guard in the nation, while Scout.com puts him at No. 12 and ESPN.com rated him at No. 25...Played for Milwaukee Bay View High School in 2008... Averaged 21.7 ppg at Milwaukee Bay View...Played for the Playground Elite AAU team for seven years.

PROFILE

Name: Johnnie S. Lacy
 Birthdate: February 11, 1990
 Major: Undeclared
 Family: Son of Alberta Jones. Has one brother, Rondeal Jones.
 Favorite Team: Los Angeles Lakers
 Favorite Athlete: Kobe Bryant
 Favorite Movie: Friday
 Favorite Food: Hamburgers
 Favorite Book: Harry Potter
 Biggest Thrill In Sports: The fans screaming
 What I Would Like To Do After I Leave Providence: Get a well-paying job

AT PROVIDENCE OVERALL STATS

Year	GP-GS	Min/Avg	Total		3-Point		FT-FTA		Rebounds		PF-FO	Ast	TO	Blk	Stl	Pts/Avg	
			FG-FGA	Pct	FG-FGA	Pct	Pct	Off-Def	Tot	Avg							
2009-10	19-0	166/8.7	12-47	.255	1-20	.050	11-14	.786	8-6	14	0.7	16-1	14	9	0	7	36/1.9
TOTAL	19-0	166/8.7	12-47	.255	1-20	.050	11-14	.786	8-6	14	0.7	16-1	14	9	0	7	36/1.9

CAREER HIGHS

JOHNNIE LACY

MINUTES	23	Marquette (1/17/10)
POINTS	9	Iona (12/12/09)
REBOUNDS	3	Yale (12/21/09)
FIELD GOALS	3	Twice
FG ATTEMPTS	8	Twice
FG PCT.	.500	Iona (12/12/09)
FREE THROWS	4	Marquette (1/17/10)
FT ATTEMPTS	5	Marquette (1/17/10)
FT PCT	1.000	Three times
3PT	1	DePaul (1/14/10)
3PT FGA	5	DePaul (1/14/10)
3PT FG%	.200	DePaul (1/14/10)
ASSISTS	3	Twice
TURNOVERS	3	Vermont (11/24/09)
BLOCKS		
STEALS	3	DePaul (1/14/10)

OVERALL

BIG EAST

MINUTES	23	Marquette (1/17/10)
POINTS	5	DePaul (1/14/10)
REBOUNDS	2	Twice
FIELD GOALS	2	DePaul (1/14/10)
FG ATTEMPTS	8	DePaul (1/14/10)
FG PCT.	.250	DePaul (1/14/10)
FREE THROWS	4	Marquette (1/17/10)
FT ATTEMPTS	5	Marquette (1/17/10)
FT PCT	1.000	#19 Connecticut (1/27/10)
3PT	1	DePaul (1/14/10)
3PT FGA	5	DePaul (1/14/10)
3PT FG%	.200	DePaul (1/14/10)
ASSISTS	3	Marquette (1/17/10)
TURNOVERS	1	Twice
BLOCKS		
STEALS	3	DePaul (1/14/10)

#3 Johnnie Lacy Fr. 6-0 170 Milwaukee, Wis.

Johnnie Lacy Career Game-By-Game...

2009-10...

DATE	OPP.	SCORE	POINTS	REB.	ASST.	STEALS
11/13/09	Bryant	W-96-53	7	1	1	1
11/14/09	Bucknell	W-76-65	0	1	0	0
11/20/09	at Alabama	L-84-75	0	0	1	0
11/24/09	Vermont	W-106-64	3	1	3	0
11/28/09	Boston College	L-82-77	0	0	0	0
12/1/09	at Northeastern	W-76-72	0	0	0	1
12/5/09	at Rhode Island	L-86-82	0	0	1	0
12/7/09	Brown	W-78-62	0	1	0	0
12/9/09	at G. Washington	W-110-97	0	0	1	0
12/12/09	Iona	L-82-73	9	1	1	1
12/21/09	Yale	W-87-78	4	3	0	1
12/30/09	at Notre Dame	L-93-78	0	0	0	0
1/3/10	at St. John's	W-74-59	0	2	0	0
1/6/10	Louisville	L-92-70	0	1	1	0
1/9/10	Rutgers	W-94-81	0	0	0	0
1/14/10	at DePaul	W-79-62	5	2	2	3
1/17/10	at Marquette	L-93-63	4	1	3	0
1/23/10	USF	L-109-105 (ot)	2	0	0	0
1/27/10	#19 Connecticut	W-81-66	2	0	0	0
			36	14	14	7
		Totals	1.9 ppg	0.7 rpg	0.7 apg	0.4 spg

#4 Sharaud Curry Sr. 5-10 170 Gainesville, Ga.



Sharaud Curry #4

Senior

G

5-10

170

Gainesville, Ga./Wheeler High School

2009-10: Registered 12 points versus Bryant (11/13/09)...Notched a team-high 17 points, including an 8-of-8 mark from the free throw line, against Bucknell (11/14/09)...Posted 16 points and four rebounds vs. Mercer (11/15/09)...**Named to World Vision Invitational All-Tournament Team (11/15/09)**...Recorded nine points and five assists against Vermont (11/24/09)...Led the team with 20 points and eight assists versus Boston College (11/28/09)...Scored a game-high 19 points at Northeastern (12/1/09)...Had 17 points and five assists at Rhode Island (12/5/09)...Notched 16 points, 13 assists and five rebounds at George Washington (12/9/09)...Recorded nine points, five rebounds and three assists versus Iona (12/12/09)...Scored 13 points and added four assists versus Yale (12/21/09)...Scored 23 points and recorded seven rebounds versus Notre Dame (12/30/09)...Registered 26 points, five assists and four steals at St. John's (1/3/10)...Posted 12 points and four assists versus Louisville (1/6/10)...Recorded 21 points, four assists and three steals against Rutgers (1/9/10)...Registered 12 points and six assists at DePaul (1/14/10)...Tallied 24 points and went 6-of-6 from the free-throw line against USF (1/23/10)...Recorded 18 points and went 10-of-10 from the free-throw line against #19 Connecticut (1/27/10).

2008-09: Recorded six assists versus Northeastern (11/15/08)...Had 10 points and four assists against Dartmouth (11/18/08)...Posted 15 points and eight assists versus Sacred Heart (11/20/08)...Dished out seven assists against Maine (11/22/08)...Registered 14 points and eight assists versus Brown (12/03/08)...Scored eight points and had three assists versus URI (12/06/08)...Posted 10 points and six assists against Jackson State (12/17/08)...Recorded 16 points and had four steals against Bryant (12/22/08)...Had 16 points and eight assists versus St. John's (12/31/08)...Registered 13 points, five rebounds and three assists against DePaul (1/3/09)...Scored 15 points at Cincinnati (1/7/09)...Posted six points and dished out a game-high nine assists at #9 Georgetown (1/10/09)...Had 11 points against #14 Marquette (1/17/09)...Tallied 12 points and had five assists, four steals and zero turnovers versus Cincinnati (1/19/09)...Scored 13 points and had four assists at Seton Hall (1/22/09)...Registered a team-high 22 points on 8-of-10 shooting against #15 Syracuse (1/28/09)...Tied his BIG EAST high with 10 assists at #2 Connecticut (1/31/09)...Notched a team-high 25 points on six 3-pointers and added five assists versus #16 Villanova (2/4/09)...Scored 13 points and was 5-5 from the line versus West Virginia (2/7/09)...Posted 11 points and dished out a game-high six assists at South Florida (2/10/09)...Registered 12 points and five assists versus Rutgers (2/18/09)...Recorded 23 points and was 8-of-8 from the free throw line against Notre Dame (2/21/09)...Scored 15 points versus #1 Pittsburgh

(2/14/09)...Tallied 15 points at #7 Louisville (2/18/09)...Recorded 23 points and was 8-of-8 from the free throw line against Notre Dame (2/21/09)...Scored 15 points versus #1 Pittsburgh (2/24/09)...Posted nine points and grabbed five rebounds at Rutgers (3/1/09)...Scored 14 points and had five assists at #11 Villanova (3/5/09)...Had a team-high 25 points vs. DePaul in BIG EAST Tournament Second Round (3/11/09)...Finished tops in the BIG EAST in conference play in free-throw shooting (.873) and three-point field goal percentage (.451)...Earned the team's Ernie D Team Leader Award.

2007-08: Missed the first nine games of the season with an injury...Scored three points and had three assists in eight minutes versus Sacred Heart (12/19/07)...Did not play in the final 21 games of the season.

2006-07: Registered 18 points and seven assists versus Fairleigh Dickinson (11/14/06)...Scored 14 points versus Brown (11/18/06)...Scored 18 points and made four steals in 40 minutes of action versus #23 Boston College (11/22/06)...Registered 27 points and was 4-4 from the free-throw line versus George Washington (11/26/06)...Scored 16 points and six assists versus Columbia (11/28/06)...Recorded a double-double with 16 points and 12 assists versus Rhode Island (12/2/06)...Scored eight points, dished out nine assists and made five steals to lead PC to a 67-50 win over Fairfield (12/4/06)...Recorded 15 points versus #7 Florida (12/6/06)...Scored 17 points, had five rebounds and five assists versus Maine (12/9/06)...Netted 19 points, dished off six assists, and had four steals versus Holy Cross (12/19/06)...Scored 22 points and had eight assists versus Harvard (12/22/06)...Scored 13 points with seven rebounds at Louisville (1/13/07)...Scored 19 points and had five assists at Seton Hall (1/17/07)...Recorded 13 points and four assists against Rutgers (1/20/07)...Netted 18 points versus Villanova (1/23/07)...Registered a double-double with 12 points and 10 assists versus Connecticut (1/27/07)...Registered 17 points and four rebounds at #14 Marquette (2/3/07)...Scored nine of his 24 points in the last 1:45 of the game versus Cincinnati (2/6/07)...Registered 20 points and five rebounds in 40 minutes of action versus #7 Pittsburgh (2/10/07)...Tallied 11 points, five rebounds and four assists against Notre Dame (2/15/07)...Scored 18 points and was 6-6 from the free-throw line versus St. John's (2/17/07)...Recorded four assists and five rebounds versus #22 West Virginia (2/20/07)...Tallied 14 points and added three rebounds and three assists against Syracuse (2/24/07)...Scored 17 points and registered five assists at South Florida (2/28/07)...Scored 10 points and added four assists at St. John's (3/4/07)...**Named All-BIG EAST Honorable Mention (3/5/07)**...Registered 10 points, three assists, and three steals vs. Bradley in the opening round of the NIT (3/14/07).

2005-06: Scored four points and registered three rebounds versus Vermont (11/21/05)...Scored 10 points and was 4-4 from the free-throw line versus New Hampshire (11/23/05)...Recorded 14 points and six assists versus Fairfield (11/28/05)...Scored six points versus Rhode Island (12/3/05)...Scored all 20 of his points in the second half and was 3-4 from three-point territory versus Florida (12/6/05)...Registered six assists and four points versus Memphis (12/10/05)...Scored eight points, recorded five rebounds and added seven assists against Northeastern (12/20/05)...Scored a game-high 25 points as he shot 10-14 from the field versus Yale (12/22/05)...Scored 13 points and grabbed five rebounds versus San Diego State (12/27/05)...Tallied 18 points and six assists against Loyola (1/3/06)...Scored seven points and dished off five assists at Georgetown (1/5/06)...Scored nine points versus Louisville (1/7/06)...Scored 19 points at Notre Dame (1/14/06)...Registered five assists and four rebounds versus DePaul (1/21/06)...Scored 12 points, grabbed four rebounds and registered four assists at Rutgers (1/25/06)...Scored 15 points, grabbed six rebounds and did not have a turnover in 38 minutes versus #1 Connecticut (1/28/06)...Had 13 points and six steals against Seton Hall (2/1/06)...Scored a game-high 19 points and added five assists versus St. John's (2/4/06)...**Named BIG EAST Rookie of the Week on February 6**...Scored 10 points and had four assists versus DePaul (2/7/06)...Had seven points and two steals versus #9 Pittsburgh (2/15/06)...Scored 12 points and grabbed four rebounds at Cincinnati (2/17/06)...Scored 24 points, recorded seven assists and recorded four rebounds at No. 9 Pittsburgh (2/25/06)...Tied a career-high with 25 points including three three-pointers against Notre Dame (3/1/06)...**Named to the BIG EAST All-Rookie Team (3/7/06)**...Earned the team's Promising Prospect Award (4/10/06).

HIGH SCHOOL: Attended Gainesville High School (2001-02) and Wheeler High School (2002-05)...Finished his career ranked third all-time at Wheeler with 1,874 points...Scored more than 40 points four times in his career, including a career-high 45 points...Registered 530 assists in three seasons at Wheeler...Averaged 21 points, seven assists and three steals for his high school career...Helped Wheeler capture the Georgia Class AAAAA title in 2003 and 2005... Averaged 25 points per game as a junior and 21 points and seven assists per game as a senior...Was named the Class AAAAA Player of the Year by the *Atlanta Journal Constitution*, *Marietta Daily Journal* and Georgia Sports Writers...Named Cobb County Player of the Year in 2005...Averaged 20 points and nine assists per game while helping Gainesville reach the Final Four and capture the region title in 2002...Played for the Georgia Stars AAU squad.

PROFILE

Name: Morris Sharaud Curry

Birthdate: May 16, 1987

Nickname: Sharaud, Smooove

Major: Social Science

Family: Son of Stephanie and Morris Curry. Has two brothers, Shamain and Shamal.

Favorite Teams: Atlanta Hawks, Los Angeles Lakers

Favorite Athletes: Allen Iverson, Mike Bibby, Tony Parker

Hobbies: Working out, playing basketball and video games

Biggest Thrill In Sports: Winning

What I would Like to Do After I Leave Providence: Be a point guard in the NBA and establish a business

AT PROVIDENCE OVERALL STATS

Year	Total			3-Point			Rebounds			PF-FO			TO			Blk	Stl	Pts/Avg
	GP-GS	Min/Avg	FG-FGA Pct	FG-FGA Pct	FT-FTA Pct	Off-Def	Tot	Avg	Ast	TO	Blk	Stl	Pts/Avg					
2005-06	27-23	899/33.3	118-276 .428	37-103 .359	49-55 .891	33-52	85	3.1	76-1	95	71	2	29	322/11.9				
2006-07	27-27	984/36.4	140-334 .419	52-139 .374	82-91 .901	29-47	76	2.8	68-2	120	97	0	34	414/15.3				
2007-08	1-0	8/8.0	1-3 .333	1-1 1.000	0-1 .000	0-0	0	0.0	0-0	3	0	0	0	3/3.0				
2008-09	33-33	1049/31.8	123-298 .413	57-146 .390	82-97 .845	11-53	64	1.9	58-0	139	69	0	35	385/11.7				
2009-10	20-19	615/30.8	90-225 .400	29-102 .284	90-99 .909	15-29	44	2.2	30-0	76	45	1	25	299/15.0				
TOTAL	108-102	3555/32.9	472-1136 .415	176-491 .358	303-343 .883	88-181	269	2.5	232-3	433	282	3	123	1423/13.2				

CAREER HIGHS

SHARAUD CURRY

	MINUTES	POINTS	REBOUNDS	FIELD GOALS	FG ATTEMPTS	FG PCT.	FREE THROWS	FT ATTEMPTS	FT PCT	3PT	3PT FGA	3PT FG%	ASSISTS	TURNOVERS	BLOCKS	STEALS
	40	27	7	10	21	.800	10	11	1.000	6	10	1.000	13	6	1	6
	Five times	George Washington (11/26/06)	Twice	Three times	Twice	#15 Syracuse (1/28/09)	#19 Connecticut (1/27/10)	Rutgers (1/9/10)	54 times	#17 Villanova (2/4/09)	Twice	Six times	George Washington (12/9/09)	Three Times	Three times	Seton Hall (2/1/06)

BIG EAST

	MINUTES	POINTS	REBOUNDS	FIELD GOALS	FG ATTEMPTS	FG PCT.	FREE THROWS	FT ATTEMPTS	FT PCT	3PT	3PT FGA	3PT FG%	ASSISTS	TURNOVERS	BLOCKS	STEALS
	40	26	7	10	21	.800	10	11	1.000	6	10	1.000	10	6	1	6
	Four Times	St. John's (1/3/10)	Twice	Twice	Twice	#15 Syracuse (1/28/09)	#19 Connecticut (1/27/10)	Rutgers (1/9/10)	26 times	#17 Villanova (2/4/09)	#17 Villanova (2/4/09)	Five times	Twice	Twice	Twice	Seton Hall (2/1/06)

#4 Sharaud Curry Sr. 5-10 170 Gainesville, Ga.

Sharaud Curry Career Game-By-Game...

2005-06...

DATE	OPP.	SCORE	POINTS	REB.	ASST.	STEALS
11/21/05	Vermont	W-87-77	4	3	2	2
11/23/05	New Hampshire	W-75-51	10	1	3	1
11/28/05	at Fairfield	W-81-78	14	2	6	0
11/30/05	at Wichita State	L-82-74	2	0	3	1
12/3/05	at Rhode Island	L-77-69	6	2	1	0
12/6/05	#8 Florida	L-87-77	20	4	2	3
12/10/05	#7 Memphis	L-97-89	4	2	6	0
12/20/05	Northeastern	W-92-70	8	5	7	1
12/22/05	Yale	W-76-63	25	3	3	2
12/27/05	San Diego State	W-80-65	13	5	2	1
1/3/06	Loyola	W-94-81	18	3	6	2
1/6/06	at Georgetown	L-72-62	7	2	5	1
1/7/06	#9 Louisville	L-72-67	9	2	3	2
1/14/06	at Notre Dame	L-92-77	19	2	0	0
1/17/06	at #12 West Virginia	L-64-48	8	5	4	0
1/21/06	DePaul	W-76-75	4	4	5	0
1/25/06	at Rutgers	W-79-69	12	4	4	0
1/28/06	#1 Connecticut	L-76-62	15	6	3	0
2/1/06	Seton Hall	L-77-74	13	3	3	6
2/4/06	St. John's	W-81-73	19	4	5	1
2/7/06	at DePaul	W-61-60	10	2	4	0
2/15/06	#9 Pittsburgh	L-85-77	7	3	2	2
2/17/06	at Cincinnati	L-66-64	12	4	2	0
2/21/06	USF	W-77-56	8	5	2	0
2/25/06	at #9 Pittsburgh	L-81-68	24	4	7	1
3/1/06	Notre Dame	L-82-75	25	3	2	2
3/4/06	at Marquette	L-88-78	6	2	3	1
Totals			322	85	95	29
Totals			12.0 ppg	3.2 rpg	3.5 apg	1.1 spg

2006-07...

DATE	OPP.	SCORE	POINTS	REB.	ASST.	STEALS
11/14/06	Fairleigh Dickinson	W-96-71	18	3	7	2
11/18/06	Brown	L-51-41	14	1	2	1
11/22/06	#23 Boston College	W-73-64	18	3	3	4
11/26/06	George Washington	W-86-67	27	2	1	1
11/28/06	Columbia	W-81-55	16	1	6	0
12/2/06	Rhode Island	W-95-66	16	4	12	1
12/4/06	Fairfield	W-67-50	8	0	9	5
12/6/06	at #7 Florida	L-85-67	15	3	3	0
12/9/06	Maine	W-94-79	17	5	5	0
12/19/06	Holy Cross	W-77-68	19	4	6	2
12/22/06	Harvard	W-101-92	22	2	8	2
1/13/07	at Louisville	L-78-63	13	7	2	0
1/17/07	at Seton Hall	L-69-68	19	4	5	0
1/20/07	Rutgers	W-78-63	13	2	4	2
1/23/07	Villanova	L-82-73	18	0	3	1
1/27/07	at Connecticut	W-84-72	12	5	10	1
2/3/07	at #14 Marquette	L-69-62	17	2	4	0
2/6/07	Cincinnati	W-71-70	24	2	2	0
2/10/07	at #7 Pittsburgh	L-74-68	20	5	3	1
2/15/07	at Notre Dame	L-81-78	11	5	4	0
2/17/07	St. John's	W-71-66	18	3	3	2
2/20/07	#22 West Virginia	W-64-61	3	5	4	0
2/24/07	Syracuse	L-71-67	14	3	0	3
2/28/07	at South Florida	W-77-72	17	1	5	2
3/4/07	at St. John's	L-77-64	10	1	4	1
3/7/07	vs. West Virginia	L-92-79	5	3	2	0
3/14/07	at Bradley	L-90-78	10	0	3	3
Totals			414	76	120	34
Totals			15.3 ppg	2.8 rpg	4.4 apg	1.3 spg

2007-08...

DATE	OPP.	SCORE	POINTS	REB.	ASST.	STEALS
12/19/07	Sacred Heart	W-94-89	3	0	3	0
Totals			3.0 ppg	0.0 rpg	3.0 apg	0.0 spg

2008-09...

DATE	OPP.	SCORE	POINTS	REB.	ASST.	STEALS
11/15/08	Northeastern	L-70-66	2	2	6	0
11/18/08	Dartmouth	W-100-82	10	2	4	1
11/20/08	Sacred Heart	W-111-87	15	3	8	0
11/22/08	Maine	W-83-62	2	2	7	0
11/27/08	vs. Baylor	L-72-56	2	1	3	0
11/28/08	vs. Charlotte	W-67-62	8	3	1	1
11/30/08	vs. Saint Mary's	L-81-75	8	2	2	1
12/03/08	Brown	W-86-62	14	0	8	1
12/06/08	Rhode Island	W-66-65	8	2	3	1
12/17/08	Jackson State	W-85-71	10	4	6	3
12/20/08	at Boston College	L-81-76	4	2	2	0
12/22/08	Bryant	W-91-64	16	0	1	4
12/31/08	St. John's	W-75-54	16	2	8	1
1/3/09	DePaul	W-62-54	13	5	3	0
1/7/09	at Cincinnati	W-87-79	15	2	3	0
1/10/09	at #9 Georgetown	L-82-75	6	1	9	2
1/17/09	#14 Marquette	L-91-82	11	2	3	0
1/19/09	Cincinnati	W-72-63	12	3	5	4
1/22/09	at Seton Hall	W-98-93 OT	13	1	4	0
1/28/09	#15 Syracuse	W-100-94	22	1	4	1
1/31/09	at #2 Connecticut	L-94-61	5	1	10	3
2/4/09	#17 Villanova	L-94-91	25	1	5	0
2/7/09	at West Virginia	L-86-59	13	1	3	0
2/10/09	at South Florida	W-77-62	11	3	6	1
2/14/09	Rutgers	W-78-68	12	2	5	4
2/18/09	at #7 Louisville	L-94-76	15	2	1	0
2/21/09	Notre Dame	L-103-84	23	1	3	0
2/24/09	#1 Pittsburgh	W-81-73	15	2	2	1
3/1/09	at Rutgers	W-73-66	9	5	3	2
3/5/09	at #1 Villanova	L-97-80	14	1	5	0
3/11/09	vs. DePaul	W-83-74	25	2	2	1
3/12/09	vs. #5 Louisville	L-73-55	6	1	1	0
3/18/09	vs. Miami (Fla.)	L-78-66	5	2	3	2
Totals			385	64	139	35
Totals			11.7 ppg	1.9 rpg	4.2 apg	1.1 spg

2009-10...

DATE	OPP.	SCORE	POINTS	REB.	ASST.	STEALS
11/13/09	Bryant	W-96-53	12	0	2	2
11/14/09	Bucknell	W-76-65	17	3	1	1
11/15/09	Mercer	W-79-77	16	4	2	2
11/20/09	at Alabama	L-84-75	3	2	0	0
11/24/09	Vermont	W-106-64	9	3	5	3
11/28/09	Boston College	L-82-77	20	0	8	1
12/1/09	at Northeastern	W-76-72	19	3	3	1
12/5/09	at Rhode Island	L-86-82	17	3	5	1
12/7/09	Brown	W-78-62	5	3	4	3
12/9/09	at G. Washington	W-110-97	16	5	13	0
12/12/09	Iona	L-82-73	9	5	3	0
12/21/09	Yale	W-87-78	13	0	4	0
12/30/09	at Notre Dame	L-93-78	23	7	2	1
1/3/10	at St. John's	W-74-59	26	0	5	4
1/6/10	Louisville	L-92-70	10	0	4	0
1/9/10	Rutgers	W-94-81	21	1	4	3
1/14/10	at DePaul	W-79-62	12	2	6	1
1/17/10	at Marquette	L-93-63	7	1	1	0
1/23/10	USF	L-109-105 (ot)	24	0	2	1
1/27/10	#19 Connecticut	W-81-66	18	1	2	1
Totals			299	44	76	25
Totals			15.0 ppg	2.2 rpg	3.8 apg	1.3 spg

#5 Kyle Wright Jr. 6-6 215 Hartford, Conn.



Kyle Wright #5
Junior G/F 6-6 215 Hartford, Conn./Monroe College

2009-10: Posted four points in Friar debut versus Bryant (11/13/09)...Recorded five rebounds at Alabama (11/20/09)...Scored 13 points and grabbed six rebounds against Vermont (11/24/09)...Notched 15 points and four rebounds versus Brown (12/7/09)... Hit two-of-three 3-point attempts for six points at George Washington (12/9/09)...Scored eight points versus Iona (12/12/09)... Registered nine points versus Yale (12/21/09).

2008-09: Named MVP of the 2008 Greater Hartford Summer Pro-Am Basketball League...Attended Monroe College and played for Head Coach Jeffrey Brustad...Started 32 of 33 games and averaged 17.9 points and 4.8 rebounds per game...Shot 42 percent (94-224) from three-point territory...Named MVP of the 2009 Region XV Tournament...Earned 2009 NJCAA Division 1 All-America Honorable Mention honors...Helped Monroe post a 30-3 mark.

HIGH SCHOOL: Attended Brewster Academy 2003-06...Played for Head Coach Jason Smith at Brewster...Averaged 13 points, six rebounds and three assists per game as a senior...Played for Head Coach J.R. Margrave for the Connecticut Basketball Club AAU team.

PROFILE

Name: Kyle Austin Wright
 Birthdate: November 13, 1987
 Major: Management
 Family: Son of Elease and Dana Wright. Has one sister, Leah.
 Favorite Team: Los Angeles Lakers
 Favorite Athlete: Kobe Bryant
 Favorite Movie: The Departed
 Favorite Food: Macaroni & cheese
 Favorite Book: The Art of War
 Interesting Fact: Named MVP of the 2008 Greater Hartford Summer Pro-Am Basketball League
 Biggest Thrill In Sports: Seeing someone get dunked on
 What I Would Like To Do After I Leave Providence: Own a gym and play professional basketball

AT PROVIDENCE OVERALL STATS

Year	GP-GS	Min/Avg	Total		3-Point		Rebounds			PF-FO	Ast	TO	Blk	Stl	Pts/Avg		
			FG-FGA	Pct	FG-FGA	Pct	FT-FTA	Pct	Off-Def							Tot	Avg
2009-10	20-0	211/10.6	21-52	.404	14-38	.368	8-9	.889	13-26	39	2.0	18-0	12	5	5	4	64/3.2
TOTAL	20-0	211/10.6	21-52	.404	14-38	.368	8-9	.889	13-26	39	2.0	18-0	12	5	5	4	64/3.2

CAREER HIGHS

KYLE WRIGHT

		OVERALL
MINUTES	24	Brown (12/7/09)
POINTS	15	Brown (12/7/09)
REBOUNDS	6	Vermont (11/24/09)
FIELD GOALS	5	Twice
FG ATTEMPTS	8	Brown (12/7/09)
FG PCT.	.714	Vermont (11/24/09)
FREE THROWS	2	Four times
FT ATTEMPTS	3	Yale
FT PCT	1.000	Three tiems
3PT	3	Twice
3PT FGA	5	Brown (12/7/09)
3PT FG%	.750	Vermont (11/24/09)
ASSISTS	3	Brown (12/7/09)
TURNOVERS	1	Vermont (11/24/09)
BLOCKS	2	Brown (12/7/09)
STEALS	1	Three times

BIG EAST

12	DePaul (1/14/10)
3	Twice
3	Twice
1	Twice
3	Louisville (1/6/10)
.500	Notre Dame (12/30/09)
1	Twice
2	Twice
.500	Twice
2	Twice
2	Louisville (1/6/10)
1	St. John's (1/3/10)
1	Twice


#5 Kyle Wright Jr. 6-6 215 Hartford, Conn.

Kyle Wright Career Game-By-Game...

2009-10...

DATE	OPP.	SCORE	POINTS	REB.	ASST.	STEALS
11/13/09	Bryant	W-96-53	4	2	2	0
11/14/09	Bucknell	W-76-65	3	2	0	0
11/15/09	Mercer	W-79-77	0	4	1	0
11/20/09	at Alabama	L-84-75	0	5	0	0
11/24/09	Vermont	W-106-64	13	6	1	1
11/28/09	Boston College	L-82-77	0	2	0	0
12/1/09	at Northeastern	W-76-72	0	2	1	0
12/5/09	at Rhode Island	L-86-82	0	1	0	0
12/7/09	Brown	W-78-62	15	4	3	0
12/9/09	at G. Washington	W-110-97	6	1	0	0
12/12/09	Iona	L-82-73	8	1	0	1
12/21/09	Yale	W-87-78	9	1	0	0
12/30/09	at Notre Dame	L-93-78	3	0	0	0
1/3/10	at St. John's	W-74-59	0	3	0	0
1/6/10	Louisville	L-92-70	3	1	0	1
1/9/10	Rutgers	W-94-81	0	1	2	0
1/14/10	at DePaul	W-79-62	0	3	2	0
1/17/10	at Marquette	L-93-63	0	0	0	1
1/23/10	USF	L-109-105 (ot)	0	0	0	0
1/27/10	#19 Connecticut	W-81-66	0	0	0	0
			64	39	12	4
		Totals	3.2 ppg	2.0 rpg	0.6 apg	0.2 spg

#21 Jamine Peterson So. 6-6 230 Brooklyn, N.Y.



Jamine Peterson #21

Sophomore F 6-6 230 Brooklyn, N.Y./Notre Dame Prep.

2009-10: Notched a game-high 18 points and posted five rebounds, three blocks and four steals versus Bryant (11/13/09)... Posted eight points and six rebounds against Bucknell (11/14/09)...Recorded 10 points and a game-high 22 rebounds, including 11 offensive, versus Mercer (11/15/09)...Recorded a game-high 27 points and 14 rebounds at Alabama (11/20/09)...Notched 20 points, five rebounds and three steals against Vermont (11/24/09)...Posted third double-double in four games with 15 points and 11 rebounds versus Boston College (11/28/09)...Registered 18 points and nine rebounds at Northeastern (12/1/09)...Notched 20 points and 11 rebounds at Rhode Island (12/5/09)...Posted a game-high 22 points and added nine rebounds versus Brown (12/7/09)...Tallied 18 points, connected on three-of-five 3-point attempts and added 12 rebounds at George Washington (12/9/09)...Scored 13 points, registered 14 rebounds and made five steals versus Iona (12/12/09)...Recorded 25 points and a game-high 13 rebounds versus Yale (12/21/09)...Recorded a game-high 24 points and also registered nine rebounds versus Notre Dame (12/30/09)...Scored 14 points and added five rebounds at St. John's (1/3/10)...Notched 29 points and 20 rebounds vs. Rutgers (1/9/10), becoming only the seventh Friar ever to record at least 20 points and 20 rebounds...Scored 16 points and grabbed 10 rebounds at DePaul (1/14/10)...Tallied 26 points, 10 rebounds and three steals against USF (1/23/10)...Registered game highs of 23 points and 14 rebounds against #19 Connecticut (1/27/10).

2008-09: Did not see action in 2008-09.

2007-08: Grabbed two rebounds versus Temple (11/15/06)...Scored 11 points and was 5-8 from the field versus Harvard (11/24/07)...Recorded four points, three rebounds and two steals versus Maine (11/27/07)...Tallied 14 points and seven rebounds against Boston College (12/01/07)...Scored 10 points and grabbed three rebounds against South Carolina (12/06/07)...Scored 13 points on 6-8 shooting in 11 minutes versus Brown (12/09/07)...Registered 10 points and five rebounds versus Florida State (12/22/07)...Scored 10 points and grabbed five rebounds versus #10 Marquette (1/3/08)...

HIGH SCHOOL: Attended Notre Dame Prep. in 2006-07...Averaged 15.2 points and 11.0 rebounds while helping Notre Dame to a 32-3 mark...Helped Notre Dame capture the Prep School national title in 2007...Named MVP of the Prep School Tip Off Classic in November 2006...Attended Boys & Girls High School in Brooklyn, N.Y. in 2002-06...Earned First Team All-City honors at Boys & Girls High School...Averaged 24.7 points and 14.0 rebounds in 2006.

PROFILE

Name: Jamine Peterson

Birthdate: July 29, 1988

Nickname: Greedy

Major: Undeclared

Family: Son of Pamela Peterson. Has two brothers, Donelle and Michael, and two sisters, Atilia and Shante

Favorite Team: Houston Rockets

Favorite Athlete: Tracy McGrady

Hobbies: Video games, handball, and football.

What I would Like to Do After I Leave Providence: Play professional basketball

AT PROVIDENCE OVERALL STATS

Year	GP-GS	Min/Avg	Total		3-Point		FT-FTA		Pct		Rebounds		PF-FO	Ast	TO	Blk	Stl	Pts/Avg
			FG-FGA	Pct	FG-FGA	Pct	Pct	Off-Def	Tot	Avg								
2007-08	25-0	263/10.5	47-100	.470	0-1	.000	23-39	.590	37-35	72	2.9	27-0	4	18	11	8	117/4.7	
2009-10	20-20	567/28.4	136-303	.449	27-84	.321	59-100	.590	84-121	205	10.3	45-0	22	27	10	29	358/17.9	
TOTAL	45-20	830/18.4	183-403	.454	27-85	.318	82-139	.590	121-156	277	6.2	72-0	26	45	21	37	475/10.6	

CAREER HIGHS

JAMINE PETERSON

MINUTES	38	USF (1/23/10)
POINTS	29	Rutgers (1/9/10)
REBOUNDS	22	Mercer (11/15/09)
FIELD GOALS	12	Yale (12/21/09)
FG ATTEMPTS	24	#19 Connecticut (1/27/10)
FG PCT.	1.000	Twice
FREE THROWS	8	Alabama (11/20/09)
FT ATTEMPTS	10	Three times
FT PCT	1.000	Four times
3PT	4	USF (1/23/10)
3PT FGA	9	USF (1/23/10)
3PT FG%	1.000	Vermont (11/24/09)
ASSISTS	3	Twice
TURNOVERS	3	Twice
BLOCKS	3	Twice
STEALS	5	Iona (12/12/09)

OVERALL

MINUTES	38	USF (1/23/10)
POINTS	29	Rutgers (1/9/10)
REBOUNDS	20	Rutgers (1/9/10)
FIELD GOALS	11	Rutgers (1/9/10)
FG ATTEMPTS	24	#19 Connecticut (1/27/10)
FG PCT.	1.000	Twice
FREE THROWS	7	Notre Dame (12/30/09)
FT ATTEMPTS	10	Twice
FT PCT	1.000	Rutgers (1/9/08)
3PT	4	USF (1/23/10)
3PT FGA	9	USF (1/23/10)
3PT FG%	.500	Twice
ASSISTS	3	#19 Connecticut (1/27/10)
TURNOVERS	3	Three times
BLOCKS	3	#22 Pittsburgh (2/12/08)
STEALS	4	#19 Connecticut (1/27/10)

BIG EAST

MINUTES	38	USF (1/23/10)
POINTS	29	Rutgers (1/9/10)
REBOUNDS	20	Rutgers (1/9/10)
FIELD GOALS	11	Rutgers (1/9/10)
FG ATTEMPTS	24	#19 Connecticut (1/27/10)
FG PCT.	1.000	Twice
FREE THROWS	7	Notre Dame (12/30/09)
FT ATTEMPTS	10	Twice
FT PCT	1.000	Rutgers (1/9/08)
3PT	4	USF (1/23/10)
3PT FGA	9	USF (1/23/10)
3PT FG%	.500	Twice
ASSISTS	3	#19 Connecticut (1/27/10)
TURNOVERS	3	Three times
BLOCKS	3	#22 Pittsburgh (2/12/08)
STEALS	4	#19 Connecticut (1/27/10)

#21 Jamine Peterson So. 6-6 230 Brooklyn, N.Y.

Jamine Peterson Career Game-By-Game...

2007-08...

DATE	OPP.	SCORE	POINTS	REB.	ASST.	STEALS
11/15/07	vs. Temple	W-66-64	0	2	0	0
11/16/07	vs. #18 Arkansas	W-67-51	0	0	0	0
11/24/07	Harvard	W-93-70	11	4	0	2
11/27/07	Maine	W-78-48	4	3	0	2
12/01/07	vs. Boston College	W-98-89 (ot)	14	7	0	0
12/04/07	at Rhode Island	L-77-60	1	6	1	0
12/06/07	vs. South Carolina	L-68-67	10	3	0	1
12/09/07	Brown	W-70-51	13	3	0	0
12/19/07	Sacred Heart	W-94-89	2	1	0	0
12/22/07	Florida State	W-101-95	10	5	0	0
12/31/07	Saint Peter's	W-83-78	9	9	1	1
1/03/08	at #10 Marquette	L-96-67	10	5	0	1
1/05/08	at DePaul	L-70-65	4	2	1	0
1/09/08	Rutgers	W-76-50	2	1	0	0
1/12/08	South Florida	W-86-70	0	3	0	0
1/17/08	at UConn	W-77-65	0	2	0	0
1/24/08	Seton Hall	L-88-75	1	0	0	0
1/27/08	at Syracuse	L-71-64	7	1	0	0
1/31/08	at Notre Dame	L-81-74 ot	4	1	0	0
2/2/08	West Virginia	L-77-65	0	1	0	0
2/9/08	at St. John's	L-64-62	4	0	0	0
2/12/08	at #22 Pittsburgh	L-82-63	0	4	1	0
2/18/08	#12 Georgetown	L-68-58	3	3	0	0
2/23/08	at West Virginia	L-80-53	0	0	0	0
3/12/08	West Virginia	L-58-53	8	6	0	1
			117	72	4	8
	Totals		4.7 ppg	2.9 rpg	0.2 apg	0.3 spg

2009-10...

DATE	OPP.	SCORE	POINTS	REB.	ASST.	STEALS
11/13/09	Bryant	W-96-53	18	5	1	4
11/14/09	Bucknell	W-76-65	8	6	0	1
11/15/09	Mercer	W-79-77	10	22	3	0
11/20/09	at Alabama	L-84-75	27	14	0	1
11/24/09	Vermont	W-106-64	20	5	2	3
11/28/09	Boston College	L-82-77	15	11	1	2
12/1/09	at Northeastern	W-76-72	18	9	0	0
12/5/09	at Rhode Island	L-86-82	20	11	1	0
12/7/09	Brown	W-78-62	22	9	2	0
12/9/09	at G. Washington	W-110-97	18	12	1	1
12/12/09	Iona	L-82-73	13	14	0	5
12/21/09	Yale	W-87-78	25	13	1	0
12/30/09	at Notre Dame	L-93-78	24	9	1	1
1/3/10	at St. John's	W-74-59	14	5	0	0
1/6/10	Louisville	L-92-70	3	5	2	1
1/9/10	Rutgers	W-94-81	29	20	0	1
1/14/10	at DePaul	W-79-62	16	10	2	2
1/17/10	at Marquette	L-93-63	9	1	0	0
1/23/10	USF	L-109-105 (ot)	26	10	2	3
1/27/10	#19 Connecticut	W-81-66	23	14	3	4
			358	205	22	29
	Totals		17.9 ppg	10.3 rpg	1.1 apg	1.5 spg

#23 Brian McKenzie Sr. 6-4 205 Brooklyn, N.Y.



Brian McKenzie #23

Senior G 6-4 205 Brooklyn, N.Y./Xaverian High School

2009-10: Posted 11 points and made three 3-pt field goals versus Bryant (11/13/09)...Registered 10 points and eight rebounds against Bucknell (11/14/09)...Had seven points versus Mercer (11/15/09)...Scored nine points against Vermont (11/24/09)...Grabbed eight rebounds at Northeastern (12/1/09)...Recorded 13 points and nine rebounds at Rhode Island (12/1/09)...Tallied seven rebounds versus Brown (12/7/09)...Posted 17 points and connected on four-of-five 3-point attempts at George Washington (12/9/09)...Scored seven points and recorded seven rebounds versus Iona (12/12/09)...Scored six points and recorded four rebounds versus Yale (12/21/09)...Notched 12 points and made 3-of-4 3-point field goals at St. John's (1/3/10)...Registered 11 points and grabbed six rebounds versus Rutgers (1/9/10).

2008-09: Scored 12 points versus Northeastern (11/15/08)...Registered 12 points, nine rebounds and five assists against Dartmouth (11/18/08)...Had seven points and four rebounds versus Sacred Heart (11/20/08)...Recorded six points against Maine (11/22/08)...Posted four points and three rebounds versus Jackson State (12/17/08)...Registered eight points and a team-high five assists versus Bryant (12/22/08)...Scored eight points and grabbed four rebounds versus Cincinnati (1/7/09)...Had nine points on 3-of-4 shooting from 3-point range at #9 Georgetown (1/10/09)...Notched a team-high nine rebounds at #2 Connecticut (1/31/09)...Tallied seven points and grabbed four rebounds at South Florida (2/10/09)...Posted a season-high 13 points and shot 4-of-7 from 3-point territory in NIT First Round vs. Miami (3/18/09)...Earned the team's Coca-Cola Promising Prospect Award.

2007-08: Scored 12 points and grabbed five rebounds versus Temple (11/15/07)...Recorded a game-high 18 points, six steals and registered five rebounds against No. 18 Arkansas...Scored five points and registered four rebounds versus Miami (11/18/07)...Scored 20 points and grabbed a game-high seven rebounds versus Harvard (11/24/07)...Recorded 13 points, four rebounds and four assists against Maine (11/27/07)...Was 3-4 from beyond the arc for nine points versus Boston College (12/01/07)...Scored eight points to go along with four rebounds and four assists against South Carolina (12/06/07)...Registered 13 points and grabbed seven rebounds versus Brown (12/09/07)...Scored 12 points and grabbed five rebounds versus Sacred Heart (12/19/07)...Registered nine points and three rebounds versus Florida State (12/22/07)...Scored a game-high 21 points and grabbed six rebounds versus #10 Marquette (1/3/08)...Scored a game-high 24 points on 10-14 shooting against Rutgers (1/9/08)...Scored five points, grabbed six rebounds and recorded six assists versus South Florida (1/12/08)...Scored 20 points and was 4-4 from three-point territory at UConn (1/17/08)...Scored 11 points versus Seton Hall (1/24/08)...Scored 10 points and grabbed seven rebounds versus Notre Dame (1/31/08)...Scored 11 points and had four rebounds against West Virginia (2/2/08)...Recorded 11 points and five assists against DePaul (2/5/08)...Scored 13 points against #23 Louisville (2/16/08)...Scored 16 points on 6-10 shooting versus #12 Georgetown (2/18/08)...Had 10 points and six rebounds at West Virginia (2/23/08)...Had 18 points and five rebounds against Cincinnati (3/2/08).

2006-07: Scored three points and grabbed three rebounds in his collegiate debut versus Fairleigh Dickinson (11/14/06)...Recorded six points and two rebounds versus Holy Cross (12/19/06)...Registered six points versus Florida State (12/29/06)...Netted three points and had four assists versus Longwood (1/2/07)...Recorded 12 points at Seton Hall (1/17/07)...Dished four assists versus Villanova (1/23/07)...Scored 11 points at Connecticut (1/27/07)...Registered a career-high 16 points on 6-8 shooting including 4-6 from the three-point line versus Notre Dame (2/15/07)...Tallied eight points, six rebounds and four assists versus #22 West Virginia (2/20/07)...Scored three points, tied a career-high with six rebounds and had a career-high five assists versus Syracuse (2/24/07)...Grabbed a career-high seven rebounds at St. John's (3/4/07)...Tallied eight points on 3-5 shooting versus West Virginia (3/7/07)...Earned the team's Promising Prospect Award (4/10/07).

HIGH SCHOOL: Attended Xaverian High School from 2002-2006...Was a two-sport athlete in baseball and basketball...Averaged 18 points, eight rebounds, and five assists per game as a senior...Helped Xaverian win the Catholic League Championship, City Championship, and New York State Championship in 2005 with an overall record of 23-13...Captained the basketball team his senior year...Named First Team All City in 2006...Three-point champion at the winter DWI tournament in 2006...Earned an Advanced New York Regents Diploma...Participated in the IB program as well as the New York Leadership Conference...A member of the Honor Society.

PROFILE

Name: Brian McKenzie
 Birthdate: March 28, 1988
 Nickname: B-Mac
 Major: Management
 Family: Son of Janet and Leroy McKenzie
 Favorite Team: Miami Heat
 Favorite Athletes: Ray Allen, Rip Hamilton
 Hobbies: Movies, computers
 Biggest Thrill In Sports: Winning the City Championship (2004-2005); hit winning three-pointer at the buzzer
 What I would Like to Do After I Leave Providence: Continue playing basketball.

AT PROVIDENCE OVERALL STATS

Year	GP-GS	Min/Avg	Total		3-Point		Rebounds										
			FG-FGA	Pct	FG-FGA	Pct	FT-FTA	Pct	Off-Def	Tot	Avg	PF-FO	Ast	TO	Blk	Stl	Pts/Avg
2006-07	28-0	426/15.2	38-104	.365	24-78	.308	4-12	.333	18-31	49	1.8	40-0	33	24	4	11	104/3.7
2007-08	31-30	878/28.3	128-273	.469	56-138	.406	27-37	.730	40-74	114	3.7	87-2	62	55	3	33	339/10.9
2008-09	33-7	628/19.0	52-163	.319	25-94	.266	24-35	.686	29-61	90	2.7	60-2	36	39	3	20	153/4.6
2009-10	20-20	461/23.1	42-107	.393	25-70	.357	15-28	.536	31-57	88	4.4	50-0	15	26	0	13	124/6.2
TOTAL	112-57	2393/21.4	260-647	.402	130-380	.342	70-112	.625	118-223	341	3.0	237-4	146	144	10	77	720/6.4

CAREER HIGHS BRIAN MCKENZIE

MINUTES	37	DePaul (1/5/08)
POINTS	24	Rutgers (1/9/08)
REBOUNDS	9	Three times
FIELD GOALS	10	Rutgers (1/9/08)
FG ATTEMPTS	14	Rutgers (1/9/08)
FG PCT.	1.000	#1 Pittsburgh (2/24/09)
FREE THROWS	6	Dartmouth (11/18/08)
FT ATTEMPTS	7	Dartmouth (11/18/08)
FT PCT	1.000	11 times
3PT	4	Four times
3PT FGA	10	Notre Dame (1/31/08)
3PT FG%	1.000	Connecticut (1/17/08)
ASSISTS	6	South Florida (1/12/08)
TURNOVERS	4	Twice
BLOCKS	2	Fairleigh Dickinson (11/14/06)
STEALS	6	#18 Arkansas (11/16/07)

OVERALL

MINUTES	37	DePaul (1/5/08)
POINTS	24	Rutgers (1/9/08)
REBOUNDS	9	Three times
FIELD GOALS	10	Rutgers (1/9/08)
FG ATTEMPTS	14	Rutgers (1/9/08)
FG PCT.	1.000	#1 Pittsburgh (2/24/09)
FREE THROWS	6	Dartmouth (11/18/08)
FT ATTEMPTS	7	Dartmouth (11/18/08)
FT PCT	1.000	11 times
3PT	4	Four times
3PT FGA	10	Notre Dame (1/31/08)
3PT FG%	1.000	Connecticut (1/17/08)
ASSISTS	6	South Florida (1/12/08)
TURNOVERS	4	Twice
BLOCKS	2	Fairleigh Dickinson (11/14/06)
STEALS	6	#18 Arkansas (11/16/07)

BIG EAST

MINUTES	37	DePaul (1/5/08)
POINTS	24	Rutgers (1/9/08)
REBOUNDS	9	at #2 Connecticut (1/31/09)
FIELD GOALS	10	Rutgers (1/9/08)
FG ATTEMPTS	14	Rutgers (1/9/08)
FG PCT.	1.000	#1 Pittsburgh (2/24/09)
FREE THROWS	5	#10 Marquette (1/3/08)
FT ATTEMPTS	6	#10 Marquette (1/3/08)
FT PCT	1.000	Six times
3PT	4	Twice
3PT FGA	10	Notre Dame (1/31/08)
3PT FG%	1.000	Connecticut (1/17/08)
ASSISTS	6	South Florida (1/12/08)
TURNOVERS	4	#22 Pittsburgh (2/12/08)
BLOCKS	1	Notre Dame (2/15/07)
STEALS	2	Three times

#23 Brian McKenzie Sr. 6-4 205 Brooklyn, N.Y.

Brian McKenzie Career Game-By-Game...

2006-07...

DATE	OPP.	SCORE	POINTS	REB.	ASST.	STEALS
11/14/06	Fairleigh Dickinson	W-96-71	3	3	0	0
11/18/06	Brown	L-51-41	3	1	0	1
11/22/06	#23 Boston College	W-73-64	1	0	0	0
11/26/06	George Washington	W-86-67	0	0	0	0
12/4/06	Fairfield	W-67-50	0	0	0	0
12/6/06	at #7 Florida	L-85-67	0	0	0	0
12/19/06	Holy Cross	W-77-68	6	2	2	1
12/22/06	Harvard	W-101-92	7	1	0	1
12/29/06	vs. Florida State	L-92-62	6	1	1	1
1/2/07	Longwood	W-107-29	3	2	4	2
1/4/07	#15 Marquette	W-74-59	0	1	0	0
1/6/07	Seton Hall	W-91-69	0	0	1	0
1/13/07	at Louisville	L-78-63	0	0	0	0
1/17/07	at Seton Hall	L-69-68	12	0	0	0
1/20/07	Rutgers	W-78-63	3	1	1	1
1/23/07	Villanova	L-82-73	0	0	0	0
1/27/07	at Connecticut	W-84-72	11	1	0	0
2/3/07	at #14 Marquette	L-69-62	5	1	1	0
2/6/07	Cincinnati	W-71-70	3	1	1	0
2/10/07	at #7 Pittsburgh	L-74-68	0	2	0	0
2/15/07	at Notre Dame	L-81-78	16	4	0	0
2/17/07	St. John's	W-71-66	0	2	1	0
2/20/07	#22 West Virginia	W-64-61	8	6	4	1
2/24/07	Syracuse	L-71-67	3	6	5	0
2/28/07	at South Florida	W-77-72	2	1	2	0
3/4/07	at St. John's	L-77-64	0	7	1	0
3/7/07	vs. West Virginia	L-92-79	8	1	2	1
3/14/07	at Bradley	L-90-78	4	3	1	0
Totals			104	49	33	11
			3.7 ppg	1.7 rpg	1.2 apg	0.4 spg

2007-08...

DATE	OPP.	SCORE	POINTS	REB.	ASST.	STEALS
11/15/07	vs. Temple	W-66-64	12	5	1	0
11/16/07	vs. #18 Arkansas	W-67-51	18	5	2	6
11/18/07	vs. Miami	L-64-58	5	4	1	3
11/24/07	Harvard	W-93-70	20	7	3	2
11/27/07	Maine	W-78-48	13	4	4	2
12/01/07	vs. Boston College	W-98-89 (ot)	9	2	1	0
12/04/07	at Rhode Island	L-77-60	12	3	1	2
12/06/07	vs. South Carolina	L-68-67	8	4	4	1
12/09/07	Brown	W-70-51	13	7	2	2
12/19/07	Sacred Heart	W-94-89	12	5	2	0
12/22/07	Florida State	W-101-95	9	3	1	2
12/31/07	Saint Peter's	W-83-78	4	2	1	1
1/03/08	at #10 Marquette	L-96-67	21	6	3	2
1/05/08	at DePaul	L-70-65	4	2	3	1
1/09/08	Rutgers	W-76-50	24	5	0	1
1/12/08	USF	W-86-70	5	6	6	0
1/17/08	at UConn	W-77-65	20	3	0	0
1/24/08	Seton Hall	L-88-75	11	2	0	0
1/27/08	at Syracuse	L-71-64	2	1	2	0
1/31/08	at Notre Dame	L-81-74 (ot)	10	7	3	1
2/2/08	West Virginia	L-77-65	11	4	2	0
2/5/08	DePaul	W-79-65	11	3	5	0
2/9/08	at St. John's	L-64-62	2	2	2	0
2/12/08	at #22 Pittsburgh	L-82-63	5	3	2	1
2/16/08	#23 Louisville	L-80-72	13	2	0	1
2/18/08	#12 Georgetown	L-68-58	16	1	3	0
2/23/08	at West Virginia	L-80-53	10	6	3	0
3/2/08	at Cincinnati	W-81-79 (ot)	18	5	0	0
3/6/08	#13 Connecticut	W-85-76	7	1	1	2
3/8/08	Villanova	L-73-63	5	2	4	0
3/12/08	West Virginia	L-58-53	11	2	0	3
Totals			341	114	60	33
			11.0 ppg	3.7 rpg	1.9 apg	1.1 spg

2008-09...

DATE	OPP.	SCORE	POINTS	REB.	ASST.	STEALS
11/15/08	Northeastern	L-70-66	12	3	1	1
11/18/08	Dartmouth	W-100-82	12	9	5	1
11/20/08	Sacred Heart	W-111-87	7	4	1	1
11/22/08	Maine	W-83-62	6	2	0	0
11/27/08	vs. Baylor	L-72-56	2	2	1	1
11/28/08	vs. Charlotte	W-67-62	6	0	0	0
11/30/08	vs. Saint Mary's	L-81-75	7	3	2	0
12/03/08	Brown	W-86-62	2	3	3	0
12/06/08	Rhode Island	W-66-65	2	1	0	0
12/17/08	Jackson State	W-85-71	4	3	0	2
12/20/08	at Boston College	L-81-76	5	4	0	0
12/22/08	Bryant	W-91-64	8	3	5	3
12/31/08	St. John's	W-75-54	0	6	1	0
1/3/09	DePaul	W-62-54	0	4	1	1
1/7/09	at Cincinnati	W-87-79	8	4	3	0
1/10/09	at #9 Georgetown	L-82-75	9	2	0	0
1/17/09	#14 Marquette	L-91-82	4	4	0	0
1/19/09	Cincinnati	W-72-63	6	2	0	1
1/22/09	at Seton Hall	W-98-93 OT	3	2	1	0
1/28/09	#15 Syracuse	W-100-94	5	4	5	2
1/31/09	at #2 Connecticut	L-94-61	4	9	0	0
2/4/09	#17 Villanova	L-94-91	6	0	0	0
2/7/09	at West Virginia	L-86-59	4	1	0	1
2/10/09	at South Florida	W-77-62	7	4	1	1
2/14/09	Rutgers	W-78-68	5	1	0	0
2/18/09	at #7 Louisville	L-94-76	0	1	1	0
2/21/09	Notre Dame	L-103-84	0	3	0	0
2/24/09	#1 Pittsburgh	W-81-73	4	0	1	1
3/1/09	at Rutgers	W-73-66	2	2	0	1
3/5/09	at #11 Villanova	L-97-80	0	1	2	0
3/11/09	vs. DePaul	W-83-74	0	1	0	0
3/12/09	vs. #5 Louisville	L-73-55	0	0	0	1
3/18/09	vs. Miami (Fla.)	L-78-66	13	2	2	1
Totals			153	90	36	20
			4.6 ppg	2.7 rpg	1.1 apg	0.6 spg

2009-10...

DATE	OPP.	SCORE	POINTS	REB.	ASST.	STEALS
11/13/09	Bryant	W-96-53	11	3	1	0
11/14/09	Bucknell	W-76-65	10	8	0	2
11/15/09	Mercer	W-79-77	7	2	0	0
11/20/09	at Alabama	L-84-75	5	2	0	0
11/24/09	Vermont	W-106-64	9	3	2	1
11/28/09	Boston College	L-82-77	0	1	0	1
12/1/09	at Northeastern	W-76-72	3	8	1	0
12/5/09	at Rhode Island	L-86-82	13	9	0	0
12/7/09	Brown	W-78-62	5	7	2	2
12/9/09	at G. Washington	W-110-97	17	3	0	1
12/12/09	Iona	L-72-83	7	7	1	2
12/21/09	Yale	W-87-78	6	4	1	2
12/30/09	at Notre Dame	L-93-78	3	3	1	0
1/3/10	at St. John's	W-74-59	12	5	0	1
1/6/10	Louisville	L-92-70	0	1	1	0
1/9/10	Rutgers	W-94-81	11	6	1	1
1/14/10	at DePaul	W-79-62	1	2	0	0
1/17/10	at Marquette	L-93-63	0	5	1	0
1/23/10	USF	L-109-105 (ot)	4	6	3	0
1/27/10	#19 Connecticut	W-81-66	0	3	0	0
Totals			124	88	15	13
			6.2 ppg	4.4 rpg	0.8 apg	0.7 spg

#32 Vincent Council Fr. 6-2 180 Brooklyn, N.Y.



Vincent Council #32

Freshman G 6-2 180 Brooklyn, N.Y./Patterson School

2009-10: Posted four points, four rebounds and three assists in collegiate debut versus Bryant (11/13/09)...Recorded 10 points, four rebounds and four assists against Bucknell (11/14/09)...Had seven points and two assists versus Mercer (11/15/09)...Scored four points, grabbed four rebounds and registered four assists at Alabama (11/20/09)...Notched seven points, four rebounds and three assists against Vermont (11/24/09)...Scored 12 points and shot a perfect 3-for-3 from 3-point territory versus Boston College (11/28/09)...Posted 11 points and five assists at Northeastern (12/1/09)...Had 16 points, six rebounds and six assists at Rhode Island (12/5/09)...Tallied four points, six rebounds and four assists versus Brown (12/7/09)...Posted 10 points and four rebounds at George Washington (12/9/09)...Recorded 13 points, three rebounds, three assists and three steals versus Yale (12/21/09)...Notched five points, four rebounds, six assists and three steals at St. John's (1/3/10)...Notched 11 points and dished out four assists versus Louisville (1/6/10)...Scored nine points, registered six assists and grabbed five rebounds versus Rutgers (1/9/10)...Scored five points and recorded four assists at DePaul (1/14/10)...Tallied 24 points and added four assists at Marquette (1/17/10)...**Named BIG EAST Rookie of the Week (1/18/10)**...Recorded 17 points, six rebounds and a team-high five assists against USF (1/23/10)...Registered eight points, seven rebounds, eight assists and four steals against #19 Connecticut (1/27/10)

HIGH SCHOOL: Attended Patterson School in Lenoir, North Carolina...Helped Patterson, which had been the No. 1 ranked prep school boys basketball team for most of the season, finish with a 34-3 mark in 2009...Played for legendary prep school coach Chris Chaney...Averaged 10.2 points and 10.1 assists per game as a senior...Shot 53 percent from three-point territory...Ranked 11th amongst point guards by ESPN.com and Scout.com ranked him 34th...Attended Lincoln High School (N.Y.) in 2008...Averaged 10 points and 10 assists at Lincoln as a junior.

PROFILE

Name: Vincent Maurice Council

Birthdate: October 15, 1990

Major: Undeclared

Family: Son of Janell and Vincent Council. Has one brother, Jordan, and one sister, Bria.

Favorite Team: Dallas Mavericks

Favorite Athlete: Deron Williams

Favorite Movie: The Wood

Favorite Food: Spaghetti

Favorite Book: Harry Potter

Biggest Thrill In Sports: A buzzer-beater shot

AT PROVIDENCE OVERALL STATS

Year	GP-GS	Min/Avg	Total		3-Point		FT-FTA	Pct	Rebounds			PF-FO	Ast	TO	Blk	Stl	Pts/Avg
			FG-FGA	Pct	FG-FGA	Pct			Tot	Avg							
2009-10	20-5	515/25.8	56-136	.412	12-31	.387	55-75	.733	29-42	71	3.6	41-0	79	42	3	18	179/9.0
TOTAL	20-5	515/25.8	56-136	.412	12-31	.387	55-75	.733	29-42	71	3.6	41-0	79	42	3	18	179/9.0

CAREER HIGHS

VINCENT COUNCIL

MINUTES	36
POINTS	24
REBOUNDS	7
FIELD GOALS	8
FG ATTEMPTS	16
FG PCT.	.750
FREE THROWS	5
FT ATTEMPTS	9
FT PCT	1.000
3PT	3
3PT FGA	6
3PT FG%	1.000
ASSISTS	8
TURNOVERS	5
BLOCKS	1
STEALS	4

OVERALL

Twice	36
Marquette (1/17/10)	24
#19 Connecticut (1/27/10)	7
Marquette (1/17/10)	8
Marquette (1/17/10)	16
USF (1/23/10)	.750
Six times	5
DePaul (1/14/10)	9
Five times	1.000
Twice	3
Marquette (1/17/10)	6
Three times	.500
#19 Connecticut (1/27/10)	8
Twice	5
Twice	1
#19 Connecticut (1/27/10)	4

BIG EAST

Twice	36
Marquette (1/17/10)	24
#19 Connecticut (1/27/10)	7
Marquette (1/17/10)	8
Marquette (1/17/10)	16
USF (1/23/10)	.750
Six times	5
DePaul (1/14/10)	9
Marquette (1/17/10)	1.000
Marquette (1/17/10)	3
Marquette (1/17/10)	6
Marquette (1/17/10)	.500
#19 Connecticut (1/27/10)	8
#19 Connecticut (1/27/10)	5
Notre Dame (12/30/09)	1
#19 Connecticut (1/27/10)	4


#32 Vincent Council Fr. 6-2 180 Brooklyn, N.Y.

Vincent Council Career Game-By-Game...

2009-10...

DATE	OPP.	SCORE	POINTS	REB.	ASST.	STEALS
11/13/09	Bryant	W-96-53	4	4	3	1
11/14/09	Bucknell	W-76-65	10	4	4	0
11/15/09	Mercer	W-79-77	7	2	2	0
11/20/09	at Alabama	L-84-75	4	4	4	0
11/24/09	Vermont	W-106-64	7	4	3	1
11/28/09	Boston College	L-82-77	12	2	2	1
12/1/09	at Northeastern	W-76-72	11	2	5	0
12/5/09	at Rhode Island	L-86-82	16	6	6	1
12/7/09	Brown	W-78-62	4	6	4	1
12/9/09	at G. Washington	W-110-97	10	4	3	0
12/12/09	Iona	L-82-73	2	1	1	0
12/21/09	Yale	W-78-87	13	3	3	3
12/30/09	at Notre Dame	L-93-78	0	2	2	2
1/3/10	at St. John's	W-74-59	5	4	6	3
1/6/10	Louisville	L-92-70	11	1	4	0
1/9/10	Rutgers	W-94-81	9	5	6	0
1/14/10	at DePaul	W-79-62	5	1	4	0
1/17/10	at Marquette	L-93-63	24	3	4	0
1/23/10	USF	L-109-105 (ot)	17	6	5	1
1/27/10	#19 Connecticut	W-81-66	8	7	8	4
			179	71	79	18
		Totals	9.0 ppg	3.6 rpg	4.0 apg	0.9 spg

#42 Bilal Dixon Fr. 6-8 228 Jersey City, N.J.



Bilal Dixon #42

Freshman

F/C

6-8

228

Jersey City, N.J./Queen of Peace High School

2009-10: Recorded a double-double with 16 points and 11 rebounds in first collegiate game versus Bryant (11/13/09)...Posted five points and a game-high nine rebounds against Bucknell (11/14/09)...Scored six points and registered four rebounds at Alabama (11/20/09)...Notched five points and seven rebounds against Vermont (11/24/09)...Had 10 points, nine rebounds and five blocks versus Boston College (11/28/09)...Scored 11 points at Northeastern (12/1/09)...Registered 10 points and seven rebounds at Rhode Island (12/5/09)...Tallied 13 points, six rebounds and three blocks versus Brown (12/7/09)...Notched 18 points and seven rebounds at George Washington (12/9/09)...Registered eight points and eight rebounds versus Notre Dame (12/30/09)...Posted seven points, eight rebounds and five blocks at St. John's (1/3/10)...Recorded 12 points and four rebounds versus Louisville (1/6/10)...Had six points and three blocks against Rutgers (1/9/10)...Scored 10 points and grabbed seven rebounds at DePaul (1/14/10)...Tallied nine points and three blocks at Marquette (1/17/10)...Registered 11 points and 12 rebounds against #19 Connecticut (1/27/10).

2008-09: Did not see action in 2008-09.

HIGH SCHOOL: Attended Queen of Peace High School 2006-08...Helped Head Coach Chris Boyces' Queen of Peace team post an 18-0 mark in conference action in 2008...Averaged 19 points, 14 rebounds, six blocks and two assists in 2008...Was named Second Team All-State, All-League, All-County and Conference Player of the Year as a senior...Averaged 14 points and 13 rebounds as a junior at Queen of Peace...Earned All-League honors in 2007...Played under Head Coach Bob Hurley at St. Anthony's during his freshman and sophomore seasons...Spent four seasons playing for Head Coach Andre Ambrose on the United Brooklyn AAU team (2005-08)...Played one season (2008) for the Juice All-Stars AAU squad...Served as a youth retreat counselor at Queen of Peace.

PROFILE

Name: Bilal J. Dixon

Birthdate: April 14, 1990

Major: Management

Family: Son of Gail Cummings and Umar Dixon. Has one sister, Danielle.

Favorite Team: Boston Celtics

Favorite Athletes: LeBron James, Tracy McGrady and Kevin Garnett

Hobbies: Bowling, spending time with family and friends and working out at Hoopland

Interesting Fact: Cousin, Sky Lindsay, plays on the St. John's women's basketball team

Biggest Thrill In Sports: Playing one-on-one with Ben Gordon, playing in the Jordan Classic and being interviewed for Max Preps on MSG Network

What I would Like to Do After I Leave Providence: Own business dealing with sports

AT PROVIDENCE OVERALL STATS

Year	GP-GS	Min/Avg	Total		3-Point		FT-FTA	Pct	Off-Def	Tot	Avg	PF-FO	Ast	TO	Blk	Stl	Pts/Avg
			FG-FGA	Pct	FG-FGA	Pct											
2009-10	20-20	459/23.0	75-137	.547	0-1	.000	28-49	.571	54-74	128	6.4	68-3	8	28	44	15	178/8.9
TOTAL	20-20	459/23.0	75-137	.547	0-1	.000	28-49	.571	54-74	128	6.4	68-3	8	28	44	15	178/8.9

CAREER HIGHS

BILAL DIXON

MINUTES	29
POINTS	18
REBOUNDS	12
FIELD GOALS	8
FG ATTEMPTS	13
FG PCT.	1.000
FREE THROWS	4
FT ATTEMPTS	7
FT PCT	1.000
3PT	
3PT FGA	1
3PT FG%	
ASSISTS	2
TURNOVERS	3
BLOCKS	5
STEALS	3

OVERALL

MINUTES	Twice
POINTS	George Washington (12/9/09)
REBOUNDS	#19 Connecticut (1/27/10)
FIELD GOALS	Bryant (11/13/09)
FG ATTEMPTS	George Washington (12/9/09)
FG PCT.	Twice
FREE THROWS	George Washington (12/9/09)
FT ATTEMPTS	#19 Connecticut (1/27/10)
FT PCT	Twice
3PT	
3PT FGA	Iona (12/12/09)
3PT FG%	
ASSISTS	Bryant (11/13/09)
TURNOVERS	Twice
BLOCKS	Twice
STEALS	St. John's (1/3/10)

BIG EAST

MINUTES	Twice
POINTS	Louisville (1/6/10)
REBOUNDS	#19 Connecticut
FIELD GOALS	Louisville (1/6/10)
FG ATTEMPTS	#19 Connecticut (1/27/10)
FG PCT.	Louisville (1/6/10)
FREE THROWS	Four times
FT ATTEMPTS	#19 Connecticut (1/27/10)
FT PCT	Notre Dame (12/30/09)
3PT	
3PT FGA	
3PT FG%	
ASSISTS	Three times
TURNOVERS	Twice
BLOCKS	St. John's (1/3/10)
STEALS	St. John's (1/3/10)

#42 Bilal Dixon Fr. 6-8 228 Jersey City, N.J.

Bilal Dixon Career Game-By-Game...

2009-10...

DATE	OPP.	SCORE	POINTS	REB.	ASST.	STEALS
11/13/09	Bryant	W-96-53	16	11	2	1
11/14/09	Bucknell	W-76-65	5	9	0	1
11/15/09	Mercer	W-79-77	5	4	0	2
11/20/09	at Alabama	L-84-75	6	4	0	0
11/24/09	Vermont	W-106-64	5	7	1	0
11/28/09	Boston College	L-82-77	10	9	1	1
12/1/09	at Northeastern	W-76-72	11	3	0	0
12/5/09	at Rhode Island	L-86-82	10	7	0	0
12/7/09	Brown	W-78-62	13	6	0	1
12/9/09	at G. Washington	W-110-97	18	7	0	1
12/12/09	Iona	L-82-73	5	4	0	0
12/21/09	Yale	W-87-78	4	4	1	0
12/30/09	at Notre Dame	L-93-78	8	8	0	0
1/3/10	at St. John's	W-74-59	7	8	0	3
1/6/10	Louisville	L-92-70	12	4	0	0
1/9/10	Rutgers	W-94-81	6	3	1	2
1/14/10	at DePaul	W-79-62	10	7	0	1
1/17/10	at Marquette	L-93-63	9	4	1	1
1/23/10	USF	L-109-105 (ot)	7	7	0	0
1/27/10	#19 Connecticut	W-81-66	11	12	1	1
			178	128	7	15
		Totals	8.9 ppg	6.4 rpg	0.4 apg	0.8 spg

#44 Russ Permenter Jr. 6-9 230 Temple, Texas



Russ Permenter #44

Junior F 6-9 230 Temple, Texas/Temple College

2009-10: Posted seven points and four rebounds in Friar debut versus Bryant (11/13/09)...Grabbed four rebounds and blocked three shots against Brown (12/7/09)...Notched six points at George Washington (12/9/09).

2008-09: Attended Temple College in Temple, Texas and played for Head Coach Kirby Johnson...Averaged 17.9 points, 8.4 rebounds and 3.2 blocks per game... Earned North Texas Junior College Athletic Conference First Team accolades...Led the league in blocks and ranked third in scoring and rebounding...Was a 2009 Region VII All-Star selection...Posted a game-high 23 points and recorded 11 rebounds in the 2009 Region VII vs. USA All-Star Game.

2007-08: Attended University of Texas-San Antonio...Played 14 games and averaged 3.1 points and 1.5 rebounds.

HIGH SCHOOL: Attended Temple High School...Averaged 22 points, 14 rebounds and 6.6 blocks as a senior in 2007 for Head Coach Bruce Etheridge...Shot 65 percent...Named District 13-5A MVP and First Team All-District as a senior...Was ranked 27th among Texas high school seniors in 2007, according to TexasHoops.com.

PROFILE

Name: Russell D. Permenter

Birthdate: October 26, 1988

Major: Management

Family: Son of Linda Jackson and James Permenter. Has two brothers, Eric and Quint.

Favorite Team: Los Angeles Lakers

Favorite Athletes: Kobe Bryant and Hakeem Olajuwon

Favorite Movies: Goodfellas, The Dark Knight

Favorite Foods: Crab legs and chicken fried steak

Hobbies: Playing basketball, working out, hanging out with friends and playing video games

Biggest Thrill In Sports: Having people cheer for me

What I Would Like To Do After I Leave Providence: Play professional basketball

AT PROVIDENCE OVERALL STATS

Year	GP-GS	Min/Avg	Total		3-Point		FT-FTA		Rebounds		PF-FO	Ast	TO	Blk	Stl	Pts/Avg	
			FG-FGA	Pct	FG-FGA	Pct	Pct	Off-Def	Tot	Avg							
2009-10	12-0	101/8.4	8-19	.421	1-1	1.000	7-14	.500	7-17	24	2.0	22-1	0	4	10	1	24/2.0
TOTAL	12-0	101/8.4	8-19	.421	1-1	1.000	7-14	.500	7-17	24	2.0	22-1	0	4	10	1	24/2.0

CAREER HIGHS

RUSS PERMENTER

	Overall	Big East
MINUTES	16 Vermont (11/24/09)	#19 Connecticut (1/27/10)
POINTS	7 Bryant (11/13/09)	
REBOUNDS	4 Twice	1 Twice
FIELD GOALS	2 Three times	
FG ATTEMPTS	3 Twice	1 Notre Dame (12/30/09)
FG PCT.	1.000 Bryant (11/13/09)	
FREE THROWS	2 Three times	
FT ATTEMPTS	4 Iona (12/12/09)	
FT PCT	1.000 Twice	
3PT	1 Bryant (11/13/09)	
3PT FGA	1 Bryant (11/13/09)	
3PT FG%	1.000 Bryant (11/13/09)	
ASSISTS		
TURNOVERS	2 Vermont (11/24/09)	1 Notre Dame (12/30/09)
BLOCKS	2 Bryant (11/13/09)	1 Notre Dame (12/30/09)
STEALS	1 Vermont (11/24/09)	

#44 Russ Permenter Jr. 6-9 230 Temple, Texas

Russ Permenter Career Game-By-Game...

2009-10...

DATE	OPP.	SCORE	POINTS	REB.	ASST.	STEALS
11/13/09	Bryant	W-96-53	7	4	0	0
11/14/09	Bucknell	W-76-65	0	3	0	0
11/15/09	Mercer	W-79-77	2	2	0	0
11/20/09	at Alabama	L-84-75	2	1	0	0
11/24/09	Vermont	W-106-64	4	2	0	1
11/28/09	Boston College	L-82-77	1	1	0	0
12/7/09	Brown	W-78-62	0	4	0	0
12/9/09	at G. Washington	W-110-97	6	2	0	0
12/12/09	Iona	L-82-73	2	1	0	0
12/21/09	Yale	W-87-78	0	2	0	0
12/30/09	at Notre Dame	L-93-78	0	1	0	0
1/27/10	#19 Connecticut	W-81-66	0	1	0	0
			24	24	0	1
	Totals		2.0 ppg	2.0 rpg	0.0 apg	0.1 spg

#45 James Still Fr. 6-9 210 Detroit, Mich.



James Still #45

Freshman F 6-9 210 Detroit, Mich./Detroit Community High School

2009-10: Posted five rebounds and three blocks in first collegiate game versus Bryant (11/13/09)...Scored five points versus Mercer (11/15/09)...Recorded four points and seven rebounds versus Vermont (11/24/09)...Grabbed four rebounds versus Brown (12/7/09)...Scored four points at DePaul (1/14/10).

HIGH SCHOOL: Attended Detroit Community High School...Averaged 27 points, 11 rebounds and seven blocks in 2009...Finished in the top-10 in scoring in the state of Michigan as a senior...Earned All-State and All-Metro Detroit honors in 2009...Nominated for Michigan's 2009 "Mr. Basketball" Award...Played for Head Coach Anthony Woods at Detroit Community...Featured in the Nov. 2008 issue of *SLAM Magazine*...He averaged 14.0 points, 12.6 rebounds and 3.0 blocks per game in 2008...Played for the Michigan Hurricanes AAU team.

PROFILE

Name: James Luther Still
 Birthdate: December 31, 1990
 Major: Education

Family: Son of Inger Towns and James Still.
 Favorite Team: Los Angeles Lakers
 Favorite Athlete: Kobe Bryant
 Favorite Movie: Bad Boys II
 Favorite Food: Cheeseburger and french fries
 Favorite Book: Moll Flanders
 Hobbies: Playing video games, hanging out with friends, eating and playing basketball
 Biggest Thrill In Sports: Catching an alley-oop off the glass in a game
 What I would Like to Do After I Leave Providence: Continue to play basketball or own a business

AT PROVIDENCE OVERALL STATS

Year	GP-GS	Min/Avg	Total		3-Point		Rebounds								PF-FO	Ast	TO	Blk	Stl	Pts/Avg
			FG-FGA	Pct	FG-FGA	Pct	FT-FTA	Pct	Off-Def	Tot	Avg									
2009-10	19-0	114/6.0	8-20	.400	0-1	.000	5-14	.357	12-14	26	1.4	22-0	2	8	8	0	21/1.1			
TOTAL	19-0	114/6.0	8-20	.400	0-1	.000	5-14	.357	12-14	26	1.4	22-0	2	8	8	0	21/1.1			

CAREER HIGHS

JAMES STILL

MINUTES 17
 POINTS 5
 REBOUNDS 7
 FIELD GOALS 2
 FG ATTEMPTS 4
 FG PCT. 1.000
 FREE THROWS 2
 FT ATTEMPTS 6
 FT PCT .500
 3PT 3PT FGA 1
 3PT FG% .000
 ASSISTS 1
 TURNOVERS 2
 BLOCKS 3
 STEALS

OVERALL

Bryant (11/13/09)
 Mercer (11/15/09)
 Vermont (11/24/09)
 Twice
 Twice
 Twice
 Twice
 Bryant (11/13/09)
 Vermont (11/24/09)
 Twice
 Twice
 Twice
 Bryant (11/13/09)

BIG EAST

Marquette (1/17/10)
 DePaul (1/14/10)
 Marquette (1/17/10)
 DePaul (1/14/10)
 DePaul (1/14/10)
 DePaul (1/14/10)

1 Twice

#45 James Still Fr. 6-9 210 Detroit, Mich.

James Still Career Game-By-Game...

2009-10...

DATE	OPP.	SCORE	POINTS	REB.	ASST.	STEALS
11/13/09	Bryant	W-96-53	2	5	0	0
11/14/09	Bucknell	W-76-65	2	1	0	0
11/15/09	Mercer	W-79-77	5	1	0	0
11/20/09	at Alabama	L-84-75	0	0	0	0
11/24/09	Vermont	W-106-64	4	7	1	0
11/28/09	Boston College	L-82-77	0	0	0	0
12/1/09	at Northeastern	W-76-72	2	1	0	0
12/5/09	at Rhode Island	L-86-82	0	0	0	0
12/7/09	Brown	W-78-62	2	4	1	0
12/9/09	at G. Washington	W-110-97	0	0	0	0
12/12/09	Iona	L-82-73	0	1	0	0
12/21/09	Yale	W-87-78	0	0	0	0
12/30/09	at Notre Dame	L-93-78	0	2	0	0
1/3/09	at St. John's	W-74-59	0	0	0	0
1/9/10	Rutgers	W-94-81	0	0	0	0
1/14/10	at DePaul	W-79-62	4	1	0	0
1/17/10	at Marquette	L-93-63	0	3	0	0
1/23/10	USF	L-109-105 (ot)	0	0	0	0
1/27/10	#19 Connecticut	W-81-66	0	0	0	0
			21	26	2	0
		Totals	1.1 ppg	1.4 rpg	0.1 apg	0.0 spg

#55 Ray Hall Sr. 6-11 265 Denver, Colo.



Ray Hall #55

Senior C 6-11 265 Denver, Colo./J.K. Mullen High School

2009-10: Saw first action since the 2007-08 season at Notre Dame (12/30/09).

2008-09: Missed all of the 2008-09 season due to injury

2007-08: Recorded two rebounds versus #18 Arkansas (11/17/07)...Scored four points and grabbed five rebounds versus Harvard (11/24/07)...Scored two points and grabbed four rebounds versus South Florida (1/12/08)...Scored 10 points and grabbed seven rebounds versus Notre Dame (1/31/08).

2006-07: Scored four points in his collegiate debut versus Fairleigh Dickinson (11/14/06)...Registered 10 points while shooting 5-7 from the field in 12 minutes versus George Washington (11/26/06)...Recorded eight points and eight rebounds versus Columbia (11/28/06)...Did not play versus Harvard (12/22/06) due to an injury...Had nine points and three rebounds versus Longwood (1/2/07)...Scored six points and grabbed five rebounds at No. 7 Pittsburgh (2/10/07)...Made his only field goal attempt for two points at Notre Dame (2/15/07)...Scored two points in 10 minutes of play against Syracuse (2/24/07)...Made his only field goal attempt finishing with three points and added one block at St. John's (3/4/07)...

HIGH SCHOOL: Attended J.K. Mullen High School 2002-06...Helped lead Mullen High School to a 26-2 mark and the Class 5A title...Scored 14 points and grabbed nine rebounds in the 2006 Class 5A title game...Named Class 5A Tournament MVP by the Rocky Mountain News...Averaged 20 ppg, 12 rpg and two bpg in 2006...Named First Team All-State by the Rocky Mountain News in 2006...Earned All-Colorado honors from the Denver Post in 2006...Was runner-up for Colorado Player of the Year as a senior...Received All-State honors after averaging 21 ppg and 12 rpg as a junior.

PROFILE

Name: Raymond D. Hall

Birthdate: July 5, 1988

Major: Studio Art

Family: Son of Angela and Raymond Hall. Has one sister, Nicole

Favorite Teams: Denver Nuggets

Favorite Athletes: Derek Jeter

Hobbies: Art

AT PROVIDENCE OVERALL STATS

Year	GP-GS	Min/Avg	Total		3-Point		FT-FTA		Pct		Rebounds		PF-FO	Ast	TO	Blk	Stl	Pts/Avg
			FG-FGA	Pct	FG-FGA	Pct	Pct	Off-Def	Tot	Avg								
2006-07	23-0	235/10.2	24-54	.444	0-0	.000	10-19	.526	26-17	43	1.9	34-0	5	15	9	8	58/2.5	
2007-08	18-0	124/6.9	11-27	.407	0-0	.000	2-14	.143	15-13	28	1.6	13-0	2	4	0	3	24/1.3	
2009-10	3-0	16/5.3	0-1	.000	0-0	.000	0-0	.000	1-0	1	0.3	3-0	0	1	0	0	0/0.0	
TOTAL	44-0	375/8.5	35-82	.427	0-0	.000	12-33	.364	42-30	72	1.6	50-0	7	20	9	11	82/1.9	

CAREER HIGHS

RAY HALL

MINUTES	25
POINTS	10
REBOUNDS	8
FIELD GOALS	5
FG ATTEMPTS	7
FG PCT.	1.000
FREE THROWS	5
FT ATTEMPTS	10
FT PCT	1.000
3PT	
3PT FGA	
3PT FG%	
ASSISTS	1
TURNOVERS	4
BLOCKS	2
STEALS	3

OVERALL

MINUTES	25	Notre Dame (1/31/08)
POINTS	10	Twice
REBOUNDS	8	Columbia (11/28/06)
FIELD GOALS	5	George Washington (11/26/06)
FG ATTEMPTS	7	Twice
FG PCT.	1.000	Three Times
FREE THROWS	5	Longwood (1/2/07)
FT ATTEMPTS	10	Notre Dame (1/31/08)
FT PCT	1.000	St. John's (3/4/07)
3PT		
3PT FGA		
3PT FG%		
ASSISTS	1	Seven times
TURNOVERS	4	#15 Marquette (1/4/07)
BLOCKS	2	Longwood
STEALS	3	Florida (12/6/06)

BIG EAST

MINUTES	25	Notre Dame (1/31/08)
POINTS	10	Notre Dame (1/31/08)
REBOUNDS	7	Notre Dame (1/31/08)
FIELD GOALS	4	Notre Dame (1/31/08)
FG ATTEMPTS	5	Twice
FG PCT.	1.000	Three Times
FREE THROWS	2	Notre Dame (1/31/08)
FT ATTEMPTS	10	Notre Dame (1/31/08)
FT PCT	1.000	St. John's (3/4/07)
3PT		
3PT FGA		
3PT FG%		
ASSISTS	1	Five times
TURNOVERS	4	#15 Marquette (1/4/07)
BLOCKS	1	Twice
STEALS	1	Rutgers (1/20/07)

#55 Ray Hall Sr. 6-11 265 Denver, Colo.

Ray Hall Career Game-By-Game...

2006-07..

DATE	OPP.	SCORE	POINTS	REB.	ASST.	STEALS
11/14/06	Fairleigh Dickison	W-96-71	4	2	1	1
11/18/06	Brown	L-51-41	0	1	0	0
11/22/06	#23 Boston College	W-73-64	0	3	0	1
11/26/06	George Washington	W-86-67	10	3	0	0
11/28/06	Columbia	W-81-55	8	8	0	0
12/2/06	Rhode Island	W-95-66	2	1	0	1
12/4/06	Fairfield	W-67-50	0	1	0	0
12/6/06	at #7 Florida	L-85-67	4	3	0	3
12/9/06	Maine	W-94-79	1	4	0	0
12/19/06	Holy Cross	W-77-68	0	0	0	0
12/29/06	vs. Florida State	L-92-62	1	2	0	0
1/2/07	Longwood	W-107-69	9	3	1	1
1/4/07	#15 Marquette	W-74-59	2	1	0	0
1/6/07	Seton Hall	W-91-69	0	1	1	0
1/20/07	Rutgers	W-78-63	2	1	0	1
1/23/07	Villanova	L-82-73	0	0	0	0
2/6/07	Cincinnati	W-71-70	0	1	1	0
2/10/07	at #7 Pittsburgh	L-74-68	6	5	0	0
2/15/07	at Notre Dame	L-81-78	2	1	0	0
2/17/07	St. John's	W-71-66	2	0	1	0
2/24/07	Syracuse	L-71-67	2	1	0	0
2/28/07	at South Florida	W-77-72	0	1	0	0
3/4/07	at St. John's	L-77-64	3	0	0	0
			53	43	4	8
	Totals		2.5 ppg	1.9 rpg	0.2 apg	0.3 spg

2007-08...

DATE	OPP.	SCORE	POINTS	REB.	ASST.	STEALS
11/15/07	vs. Temple	W-66-64	0	0	0	0
11/16/07	vs. #18 Arkansas	W-67-51	0	2	0	1
11/24/07	Harvard	W-93-70	4	5	0	0
11/27/07	Maine	W-78-48	2	1	0	0
12/04/07	at Rhode Island	L-77-60	0	2	0	0
12/09/07	Brown	W-70-51	0	0	0	0
12/19/07	Sacred Heart	W-94-89	0	0	0	0
1/05/08	at DePaul	L-70-65	0	0	0	0
1/09/08	Rutgers	W-76-50	0	0	0	0
1/12/08	USF	W-86-70	2	4	0	1
1/17/08	at UConn	W-77-65	0	0	0	0
1/27/08	at Syracuse	L-71-64	0	1	0	0
1/31/08	at Notre Dame	L-81-74 ot	10	7	1	0
2/2/08	West Virginia	L-77-65	6	4	1	0
2/5/08	DePaul	W-79-65	0	1	0	0
2/12/08	at #22 Pittsburgh	L-82-63	0	1	0	0
2/18/08	#12 Georgetown	L-68-58	0	0	0	0
3/6/08	#13 Connecticut	W-85-76	0	0	0	0
			24	28	2	2
	Totals		1.3 ppg	1.6 rpg	0.1 apg	0.1 spg

2009-10...

DATE	OPP.	SCORE	POINTS	REB.	ASST.	STEALS
12/30/09	at Notre Dame	L-93-78	0	0	0	0
1/14/10	at DePaul	W-79-62	0	0	0	0
1/27/10	#19 Connecticut	W-81-66	0	1	0	0
			0	1	0	0
	Totals		0.0 ppg	0.3 rpg	0.0 apg	0.0 spg

2009-10 Game Box Scores

Official Basketball Box Score -- Game Totals -- Final Statistics Bryant vs Providence College 11/13/09 7:34 p.m. at Providence, R.I. - Dunkin' Donuts Center

Bryant 53 • 0-1

#	Player	Total			3-Ptr			Rebounds			PF	TP	A	TO	Blk	Stl	Min
		FG-FGA	FG-FGA	FT-FTA	FG-FGA	FG-FGA	FT-FTA	Off	Def	Tot							
15	KONDRATYEV, Vladysla	f	4-11	1-3	0-0	1	2	3	4	9	0	5	1	0	23		
33	GRESHAM, Cecil	f	2-10	1-3	0-0	1	0	1	0	5	0	2	0	0	21		
01	LO, Papa	c	1-2	0-0	0-0	1	2	3	1	2	2	0	1	0	14		
11	BIRRELL, Chris	g	1-1	1-1	0-0	0	1	1	1	3	0	2	0	0	8		
44	PARZYCH, Adam	g	1-2	1-2	0-0	1	1	2	0	3	3	3	0	0	21		
03	CHRONEY, Michael	f	0-2	0-0	0-0	0	2	2	2	0	0	0	0	0	2		
04	CALANDRILLO, Daniel	g	0-0	0-0	2-2	0	1	1	1	2	0	0	0	0	2		
10	JORDAN, Raphael	g	0-6	0-1	2-2	0	3	3	2	2	1	1	0	0	20		
12	ABENDROTH, Brent	g	0-0	0-0	0-0	0	0	0	0	0	0	0	0	0	0+		
20	THOMAS, Anthony	g	1-1	0-0	0-0	0	1	1	0	2	1	0	0	0	2		
22	LATHAM, Barry	g	5-8	2-2	0-2	0	3	3	1	12	1	2	0	1	28		
23	PONTES, Nick	g	1-3	0-0	0-0	0	0	0	4	2	0	2	0	0	9		
32	MCMAITH, Claybrin	g	4-12	0-5	1-1	0	4	4	2	9	1	1	0	0	29		
55	LECLERC, Sam	g	0-1	0-1	2-2	0	2	2	1	2	2	0	0	0	17		
	Team					3	0	3									
	Totals		20-59	6-18	7-9	7	22	29	19	53	11	21	2	1	200		

FG % 1st Half: 8-25 32.0% 2nd half: 12-34 35.3% Game: 20-59 33.9%
 3FG % 1st Half: 2-7 28.6% 2nd half: 4-11 36.4% Game: 6-18 33.3%
 FT % 1st Half: 0-2 0.0% 2nd half: 7-7 100.0% Game: 7-9 77.8%

Providence College 96 • 1-0

#	Player	Total			3-Ptr			Rebounds			PF	TP	A	TO	Blk	Stl	Min
		FG-FGA	FG-FGA	FT-FTA	FG-FGA	FG-FGA	FT-FTA	Off	Def	Tot							
02	BROOKS, Marshon	f	4-11	1-4	1-2	4	3	7	1	10	4	3	1	3	17		
21	PETERSON, Jamine	f	7-11	1-4	3-4	4	1	5	0	18	1	0	3	4	21		
42	DIXON, Bilal	c	8-8	0-0	0-0	7	4	11	3	16	2	0	3	1	21		
04	CURRY, Sharaud	g	4-10	2-8	2-2	0	0	0	0	12	2	2	0	2	22		
23	MCKENZIE, Brian	g	4-7	3-6	0-0	1	2	3	2	11	1	1	0	0	15		
01	MONDY, Duke	g	2-5	1-3	0-0	0	7	7	3	5	3	1	0	1	20		
03	LACY, Johnnie	g	3-8	0-1	1-2	1	0	1	0	7	1	0	0	1	16		
05	WRIGHT, Kyle	g	1-5	0-3	2-2	0	2	2	0	4	2	0	0	0	21		
32	COUNCIL, Vincent	g	1-4	1-1	1-2	0	4	4	2	4	3	1	0	1	16		
41	CARTER, Chris	g	0-0	0-0	0-0	0	0	0	0	0	0	0	0	0	2		
44	PERMENTER, Russ	g	2-2	1-1	2-4	0	4	4	1	7	0	0	2	0	12		
45	STILL, James	g	0-2	0-1	2-6	1	4	5	1	2	0	1	3	0	17		
	Team					2	1	3									
	Totals		36-73	10-32	14-24	20	32	52	13	96	19	9	12	3	200		

FG % 1st Half: 20-44 45.5% 2nd half: 16-29 55.2% Game: 36-73 49.3%
 3FG % 1st Half: 6-23 26.1% 2nd half: 4-9 44.4% Game: 10-32 31.3%
 FT % 1st Half: 4-6 66.7% 2nd half: 10-18 55.6% Game: 14-24 58.3%

Officials: Jim Burr, Paul Faia, Ray Perone
 Technical fouls: Bryant-None. Providence College-None.
 Attendance: 6745
 World Vision Invitational Game 2

Score by periods	1st	2nd	Total
Bryant	18	35	53
Providence College	50	46	96

Last FG - BRYANT 2nd-00:44, PC 2nd-01:14.
 Largest lead - BRYANT None, PC by 51 2nd-03:45.

Points BRYANT 50, PC 46
 In Paint 24, Off T/O 0, 2nd Chance 4, Fast Break 4, Bench 31
 Score tied - 0 times.
 Lead changed - 0 times.

Official Basketball Box Score -- Game Totals -- Final Statistics Bucknell vs Providence College 11/14/09 6:34 p.m. at Providence, R.I. - Dunkin' Donuts Center

Bucknell 65 • 0-2

#	Player	Total			3-Ptr			Rebounds			PF	TP	A	TO	Blk	Stl	Min
		FG-FGA	FG-FGA	FT-FTA	FG-FGA	FG-FGA	FT-FTA	Off	Def	Tot							
14	WILLMAN, Joe	f	5-10	0-0	1-2	5	1	6	2	11	0	0	0	0	30		
24	BEHAN, Patrick	c	3-7	0-0	0-0	2	1	3	0	6	0	1	0	1	21		
13	SHAZIER, Darryl	g	5-10	0-3	2-2	0	6	6	2	12	3	1	0	2	37		
15	TYREE, Stephen	g	2-3	0-0	3-4	1	2	3	2	7	1	2	0	1	22		
22	COHEN, Bryan	g	7-12	4-7	0-0	1	3	4	4	18	2	2	0	0	33		
12	JOHNSON, Bryson	g	0-4	0-4	0-0	0	0	0	1	0	1	1	0	0	12		
21	BOON, GW	g	1-5	0-4	7-8	0	2	2	1	9	0	1	0	1	17		
31	MUSCALA, Mike	g	1-8	0-1	0-0	1	2	3	2	2	2	1	1	0	22		
32	ANDOH, Enoch	g	0-1	0-0	0-0	1	1	2	0	0	0	1	0	0	6		
	Team					2	0	2									
	Totals		24-60	4-19	13-16	13	18	31	14	65	9	11	1	5	200		

FG % 1st Half: 12-26 46.2% 2nd half: 12-34 35.3% Game: 24-60 40.0%
 3FG % 1st Half: 2-9 22.2% 2nd half: 2-10 20.0% Game: 4-19 21.1%
 FT % 1st Half: 10-12 83.3% 2nd half: 3-4 75.0% Game: 13-16 81.3%

Providence College 76 • 2-0

#	Player	Total			3-Ptr			Rebounds			PF	TP	A	TO	Blk	Stl	Min
		FG-FGA	FG-FGA	FT-FTA	FG-FGA	FG-FGA	FT-FTA	Off	Def	Tot							
02	BROOKS, Marshon	f	7-13	1-5	0-1	1	5	6	3	15	5	2	1	0	29		
21	PETERSON, Jamine	f	2-8	0-2	4-6	3	3	6	3	8	0	2	0	1	21		
42	DIXON, Bilal	c	2-4	0-0	1-2	6	3	9	3	5	0	2	2	1	27		
04	CURRY, Sharaud	g	3-14	3-10	8-8	3	0	3	1	17	1	3	0	1	33		
23	MCKENZIE, Brian	g	3-10	3-8	1-2	3	5	8	2	10	0	1	0	2	26		
01	MONDY, Duke	g	2-4	2-3	0-0	2	0	2	0	6	0	1	0	1	8		
03	LACY, Johnnie	g	0-0	0-0	0-0	0	1	1	1	0	0	1	0	0	3		
05	WRIGHT, Kyle	g	1-2	1-2	0-0	1	1	2	0	3	0	0	0	0	12		
32	COUNCIL, Vincent	g	4-8	0-2	2-2	1	3	4	0	10	4	0	0	0	28		
44	PERMENTER, Russ	g	0-1	0-0	0-0	2	1	3	1	0	0	0	0	0	8		
45	STILL, James	g	1-1	0-0	0-0	1	0	1	0	2	0	1	1	0	5		
	Team					1	0	1									
	Totals		25-65	10-32	16-21	24	22	46	14	76	10	13	4	6	200		

FG % 1st Half: 14-37 37.8% 2nd half: 11-28 39.3% Game: 25-65 38.5%
 3FG % 1st Half: 4-16 25.0% 2nd half: 6-16 37.5% Game: 10-32 31.3%
 FT % 1st Half: 2-2 100.0% 2nd half: 14-19 73.7% Game: 16-21 76.2%

Officials: John Gaffney, Mike Kitts, Clarence Armstrong
 Technical fouls: Bucknell-None. Providence College-None.
 Attendance: 7163
 World Vision Invitational Game 4

Score by periods	1st	2nd	Total
Bucknell	36	29	65
Providence College	34	42	76

Points	In Paint	Off T/O	2nd Chance	Fast Break	Bench
BUCKNELL	36	13	6	10	11
PC	30	17	19	10	21

Last FG - BUCKNELL 2nd-00:48, PC 2nd-01:32.
 Largest lead - BUCKNELL by 7 1st-14:45, PC by 11 2nd-00:29.

Score tied - 8 times.
 Lead changed - 4 times.

Official Basketball Box Score -- Game Totals -- Final Statistics Mercer vs Providence College 11/15/09 2:34 p.m. at Providence, R.I. - Dunkin' Donuts Center

Mercer 77 • 2-1

#	Player	Total			3-Ptr			Rebounds			PF	TP	A	TO	Blk	Stl	Min
		FG-FGA	FG-FGA	FT-FTA	FG-FGA	FG-FGA	FT-FTA	Off	Def	Tot							
25	MILLS, Brian	f	1-4	0-2	0-0	3	4	7	3	2	0	1	0	0	25		
33	EMERSON, Daniel	c	4-9	1-2	3-7	6	10	16	4	12	1	4	0	0	29		
00	FLORENCE, James	g	7-19	2-6	7-11	0	2	2	4	23	5	2	1	0	36		
01	KUSNYER, EJ	g	4-13	4-12	1-4	2	3	5	3	13	0	1	0	0	27		
12	SMITH, Jeff	g	7-15	3-5	2-2	1	3	4	2	19	2	1	0	1	35		
03	WALKER, Brendan	g	0-0	0-0	0-0	0	0	0	0	0	0	0	0	0	1		
10	HALL, Mark	g	1-3	1-2	2-2	0	1	1	2	5	1	0	0	0	15		
11	MOORE, Brandon	g	0-1	0-0	1-2	0	4	4	2	1	0	1	0	0	14		
15	JENKINS, Michael	g	0-1	0-0	2-2	1	2	3	1	2	0	0	0	0	11		
20	GOLLON, Jake	g	0-0	0-0	0-0	0	1	1	0	0	0	0	0	0	2		
21	PULKAUNINKAS, Ridas	g	0-2	0-1	0-0	0	1	1	0	0	0	0	0	0	5		
	Team					2	2	4									
	Totals		24-67	11-30	18-30	15	33	48	21	77	9	10	1	1	200		

FG % 1st Half: 13-36 36.1% 2nd half: 11-31 35.5% Game: 24-67 35.8%
 3FG % 1st Half: 4-14 28.6% 2nd half: 7-16 43.8% Game: 11-30 36.7%
 FT % 1st Half: 2-7 28.6% 2nd half: 16-23 69.6% Game: 18-30 60.0%

Providence College 79 • 3-0

#	Player	Total			3-Ptr			Rebounds			PF	TP	A	TO	Blk	Stl	Min
		FG-FGA	FG-FGA	FT-FTA	FG-FGA	FG-FGA	FT-FTA	Off	Def	Tot							
02	BROOKS, Marshon	f	10-18	4-8	2-5	0	7	7	1	26	3	0	3	2	34		
21	PETERSON, Jamine	f	5-20	0-3	0-2	11	11	22	4	10	3	1	0	0	27		
42	DIXON, Bilal	c	2-2	0-0	1-2	3	1	4	5	5	0	1	1	2	17		
04	CURRY, Sharaud	g	6-16	1-9	3-6	0	4	4	4	16	2	1	0	2	34		
23	MCKENZIE, Brian	g	3-7	1-4	0-0	1	1	2	4	7	0	0	0	0	21		
01	MONDY, Duke	g	0-3	0-3	1-2	0	2	2	0	1	2	0	0	1	13		
05	WRIGHT, Kyle	g	0-3														

2009-10 Game Box Scores

Official Basketball Box Score -- Game Totals -- Final Statistics Vermont vs Providence College 11/24/09 7:04 p.m. at Providence, R.I. - Dunkin' Donuts Center

Vermont 64 • 2-2

#	Player	Total			3-Ptr			Rebounds			PF	TP	A	TO	Blk	Stl	Min
		FG-FGA	FG-FGA	FT-FTA	FG-FGA	FG-FGA	FT-FTA	Off	Def	Tot							
23	Blakely, Marqus	f	9-15	0-0	6-11	4	6	10	3	24	5	9	4	5	36		
32	Fjeld, Evan	f	1-6	0-0	2-2	4	3	7	4	4	2	2	0	0	29		
12	Vier, Nick	g	0-3	0-2	0-0	0	2	2	2	0	0	1	0	1	23		
21	Young, Garvey	g	0-2	0-1	0-0	0	0	0	1	0	1	2	0	0	15		
24	Joseph, Maurice	g	4-11	1-5	5-6	0	1	1	2	14	1	1	0	0	26		
03	Accaoui, Joey	g	2-9	0-3	0-0	0	2	2	0	4	2	3	0	1	25		
15	Marsalis, Simeon	g	1-2	1-2	0-0	0	1	1	1	3	0	2	0	0	12		
20	Bald, Brendan	g	4-8	0-1	4-6	3	1	4	0	12	0	1	0	2	13		
30	Bergmann, Pat	g	0-1	0-0	1-2	0	0	0	1	1	0	0	0	0	2		
42	Crenca, Ben	g	1-2	0-0	0-0	1	0	1	1	2	0	1	2	0	9		
45	Kissel, Garrett	g	0-1	0-0	0-0	1	2	3	3	0	0	1	1	0	10		
Team						0	1	1									
Totals			22-60	2-14	18-27	13	19	32	18	64	11	23	7	9	200		

FG % 1st Half: 9-24 37.5% 2nd half: 13-36 36.1% Game: 22-60 36.7%
3FG % 1st Half: 1-7 14.3% 2nd half: 1-7 14.3% Game: 2-14 14.3%
FT % 1st Half: 7-14 50.0% 2nd half: 11-13 84.6% Game: 18-27 66.7%

Deadball Rebounds 5.1

Providence College 106 • 4-1

#	Player	Total			3-Ptr			Rebounds			PF	TP	A	TO	Blk	Stl	Min
		FG-FGA	FG-FGA	FT-FTA	FG-FGA	FG-FGA	FT-FTA	Off	Def	Tot							
02	BROOKS, Marshon	f	8-10	4-5	4-4	3	0	3	1	24	2	1	0	5	22		
21	PETERSON, Jamine	f	6-12	3-3	5-5	3	2	5	3	20	2	0	0	3	16		
42	DIXON, Bilal	c	2-8	0-0	1-2	4	3	7	2	5	1	3	2	0	16		
23	MCKENZIE, Brian	g	3-7	2-4	1-4	0	3	3	2	9	2	1	0	1	16		
32	COUNCIL, Vincent	g	3-5	1-2	0-0	1	3	4	1	7	3	2	0	1	16		
01	MONDY, Duke	g	3-6	2-4	0-0	1	1	2	2	8	1	2	0	4	20		
03	LACY, Johnnie	g	1-7	0-2	1-1	0	1	1	1	3	3	3	0	0	18		
04	CURRY, Sharaud	g	3-6	0-2	3-3	0	3	3	1	9	5	2	0	3	23		
05	WRIGHT, Kyle	g	5-7	3-4	0-0	1	5	6	2	13	1	1	0	1	18		
41	CARTER, Chris	g	0-3	0-1	0-0	1	0	1	1	0	0	0	0	0	3		
44	PERMENTER, Russ	g	2-3	0-0	0-1	0	2	2	4	4	0	2	0	1	16		
45	STILL, James	g	1-4	0-0	2-4	5	2	7	3	4	1	2	1	0	16		
Team						4	4	8									
Totals			37-78	15-27	17-24	23	29	52	23	106	21	19	3	19	200		

FG % 1st Half: 19-37 51.4% 2nd half: 18-41 43.9% Game: 37-78 47.4%
3FG % 1st Half: 9-15 60.0% 2nd half: 6-12 50.0% Game: 15-27 55.6%
FT % 1st Half: 9-12 75.0% 2nd half: 8-12 66.7% Game: 17-24 70.8%

Deadball Rebounds 5

Officials: Jim Haney, Paul Faia, Gene Seratore
Technical fouls: Vermont-None. Providence College-None.
Attendance: 6954

Score by periods	1st	2nd	Total
Vermont	26	38	64
Providence College	56	50	106

Points	In	Off	2nd	Fast	Bench
VERMONT	PC	38	13	13	8
PC	41	33	22	15	41

Last FG - VERMONT 2nd-01:49, PC 2nd-01:07.
Largest lead - VERMONT None, PC by 47 2nd-03:57.
Score tied - 1 time.
Lead changed - 0 times.

Official Basketball Box Score -- Game Totals -- Final Statistics Providence vs Northeastern 12/01/09 7 p.m. at Matthews Arena (Boston, Mass.)

Providence 76 • 5-2

#	Player	Total			3-Ptr			Rebounds			PF	TP	A	TO	Blk	Stl	Min
		FG-FGA	FG-FGA	FT-FTA	FG-FGA	FG-FGA	FT-FTA	Off	Def	Tot							
21	PETERSON, Jamine	f	9-12	0-1	0-2	4	5	9	2	18	0	1	0	0	28		
42	DIXON, Bilal	f	5-9	0-0	1-2	3	11	0	1	0	0	1	0	0	28		
02	BROOKS, Marshon	g	4-10	2-4	0-0	0	1	1	2	10	4	4	1	3	32		
04	CURRY, Sharaud	g	7-10	3-3	2-3	1	2	3	2	19	3	5	1	1	33		
23	MCKENZIE, Brian	g	1-2	1-2	0-1	2	6	8	3	3	1	3	0	0	29		
01	MONDY, Duke	g	1-2	0-0	0-0	0	1	1	1	2	0	0	1	1	14		
03	LACY, Johnnie	g	0-1	0-0	0-0	0	0	0	0	0	0	0	1	1	2		
05	WRIGHT, Kyle	g	0-1	0-1	0-0	0	2	2	1	0	1	0	0	0	5		
32	COUNCIL, Vincent	g	3-5	0-0	5-5	1	1	2	2	11	5	3	0	0	24		
45	STILL, James	g	1-3	0-0	0-0	1	0	1	1	2	0	0	0	0	5		
Team						1	0	1									
Totals			31-55	6-11	8-13	11	20	31	17	76	14	16	4	6	200		

FG % 1st Half: 17-33 51.5% 2nd half: 14-22 63.6% Game: 31-55 56.4%
3FG % 1st Half: 4-8 50.0% 2nd half: 2-3 66.7% Game: 6-11 54.5%
FT % 1st Half: 2-3 66.7% 2nd half: 6-10 60.0% Game: 8-13 61.5%

Deadball Rebounds 0

Northeastern 72 • 2-3

#	Player	Total			3-Ptr			Rebounds			PF	TP	A	TO	Blk	Stl	Min
		FG-FGA	FG-FGA	FT-FTA	FG-FGA	FG-FGA	FT-FTA	Off	Def	Tot							
32	Adako, Manny	f	7-12	0-0	0-0	2	2	4	0	14	0	3	1	4	34		
54	Ojougboh, Nkeme	c	4-7	0-0	4-6	6	7	13	2	12	0	4	3	0	36		
03	Allen, Chaiison	g	6-15	0-3	1-1	2	3	5	2	13	4	2	0	4	37		
22	Bigby, Alwayne	g	2-6	1-2	2-4	0	1	1	3	7	2	1	0	0	24		
23	Janning, Matt	g	6-11	0-2	6-6	1	3	4	2	18	3	1	0	3	39		
14	Lee, Jonathan	g	0-1	0-1	0-0	0	0	0	0	0	0	0	0	0	2		
24	Muo, Mathiang	g	0-0	0-0	0-0	0	0	0	0	0	0	0	0	1	5		
25	Bataille, Baptiste	g	3-7	2-3	0-0	0	0	0	2	8	2	1	0	0	23		
Team						1	0	1									
Totals			28-59	3-11	13-17	12	16	28	13	72	11	12	4	12	200		

FG % 1st Half: 11-28 39.3% 2nd half: 17-31 54.8% Game: 28-59 47.5%
3FG % 1st Half: 0-4 0.0% 2nd half: 3-7 42.9% Game: 3-11 27.3%
FT % 1st Half: 7-9 77.8% 2nd half: 6-8 75.0% Game: 13-17 76.5%

Deadball Rebounds 3.2

Score by periods	1st	2nd	Total
Providence	40	36	76
Northeastern	29	43	72

Points	In	Off	2nd	Fast	Bench
PC	38	19	12	8	15
NU	36	16	9	14	8

Last FG - PC 2nd-00:15, NU 2nd-02:04.
Largest lead - PC by 13 1st-02:00, NU by 4 1st-14:20.
Score tied - 2 times.
Lead changed - 2 times.

Official Basketball Box Score -- Game Totals -- Final Statistics Boston College vs Providence College 11/28/09 7:04 p.m. at Providence, R.I. - Dunkin' Donuts Center

Boston College 82 • 4-2

#	Player	Total			3-Ptr			Rebounds			PF	TP	A	TO	Blk	Stl	Min
		FG-FGA	FG-FGA	FT-FTA	FG-FGA	FG-FGA	FT-FTA	Off	Def	Tot							
11	RAJI, Corey	f	8-14	0-0	0-4	5	5	10	3	16	1	1	0	0	32		
12	TRAPANI, Joe	f	6-14	0-3	7-9	2	6	8	3	19	1	3	1	0	34		
52	SOUTHERN, Josh	c	5-9	0-0	1-1	0	4	4	2	11	2	1	0	0	31		
00	JACKSON, Reggie	g	8-14	0-2	4-7	7	5	12	1	20	7	2	0	0	37		
05	PARIS, Biko	g	3-6	0-1	2-2	1	2	3	2	8	2	2	0	1	34		
21	ROCHE, Tyler	g	1-4	0-3	0-0	0	2	2	1	2	1	0	0	0	10		
30	ELMORE, Dallas	g	2-4	0-1	2-4	0	2	2	0	6	0	0	0	0	13		
55	DUINN, Courtney	g	0-0	0-0	0-0	0	2	2	2	0	0	1	1	0	9		
Team						2	1	3									
Totals			33-65	0-10	16-27	17	29	46	14	82	20	10	2	1	200		

FG % 1st Half: 19-35 54.3% 2nd half: 14-30 46.7% Game: 33-65 50.8%
3FG % 1st Half: 0-7 0.0% 2nd half: 0-3 0.0% Game: 0-10 0.0%
FT % 1st Half: 4-7 57.1% 2nd half: 12-20 60.0% Game: 16-27 59.3%

Deadball Rebounds 5.2

Providence College 77 • 4-2

#	Player	Total			3-Ptr			Rebounds			PF	TP	A	TO	Blk	Stl	Min
		FG-FGA	FG-FGA	FT-FTA	FG-FGA	FG-FGA	FT-FTA	Off	Def	Tot							
02	BROOKS, Marshon	f	5-13	2-3	4-7	2	2	4	4	16	1	2	1	0	30		
21	PETERSON, Jamine	f	7-19	1-4	0-2	5	6	11	3	15	1	1	0	2	32		
42	DIXON, Bilal	c	5-9	0-0	0-0	3	6	9	5	10	1	0	5	1	28		
04	CURRY, Sharaud	g	8-17	3-7	1-1												

2009-10 Game Box Scores

Official Basketball Box Score -- Game Totals -- Final Statistics Brown vs Providence College 12/07/09 7:04 p.m. at Providence, R.I. - Dunkin' Donuts Center

Brown 62 • 4-7

#	Player	Total		3-Ptr		Rebounds		PF	TP	A	TO	Blk	Stl	Min	
		FG-FGA	FG-FGA	FT-FTA	Off	Def	Off								Def
25	SULLIVAN, Peter	f	4-10	2-5	2-3	0	4	4	0	12	2	3	0	0	35
35	MCCARTHY, Andrew	f	6-13	0-0	2-5	5	4	9	1	14	0	6	0	0	22
45	MULLERY, Matt	f	4-12	0-1	3-5	2	2	4	2	11	1	1	2	0	30
11	WILLIAMS, Adrian	g	1-2	0-0	0-0	0	5	5	0	2	4	1	1	1	25
14	SULLIVAN, Matt	g	4-6	4-5	0-0	0	2	2	2	12	3	0	0	0	29
01	TAYLOR, Chris	g	2-4	0-0	1-6	2	5	7	0	5	0	1	0	0	15
10	GRUBER, Steve	g	0-1	0-0	0-0	0	1	1	1	0	1	0	0	0	7
22	COLEMAN, Marques	g	0-2	0-0	0-0	0	0	0	0	0	0	0	0	0	4
31	LEFFELMAN, Garrett	g	0-0	0-0	0-0	0	1	1	0	0	0	1	0	0	5
33	HALPERN, Tucker	g	2-6	2-3	0-0	0	0	0	2	6	0	0	0	0	13
44	HARRIS, Jean-Herber	g	0-3	0-2	0-2	0	2	2	3	0	2	3	0	1	15
Team						2	1	3							
Totals			23-59	8-16	8-21	11	27	38	11	62	13	16	3	2	200

FG % 1st Half: 12-27 44.4% 2nd half: 11-32 34.4% Game: 23-59 39.0%
3FG % 1st Half: 6-9 66.7% 2nd half: 2-7 28.6% Game: 8-16 50.0%
FT % 1st Half: 3-5 60.0% 2nd half: 5-16 31.3% Game: 8-21 38.1%

Providence College 78 • 6-3

#	Player	Total		3-Ptr		Rebounds		PF	TP	A	TO	Blk	Stl	Min	
		FG-FGA	FG-FGA	FT-FTA	Off	Def	Off								Def
02	BROOKS, Marshon	f	4-9	0-0	0-0	4	2	6	2	8	1	1	0	2	23
21	PETERSON, Jamine	f	8-17	3-7	3-3	4	5	9	1	22	2	1	1	0	23
42	DIXON, Bilal	c	6-9	0-0	1-1	2	4	6	4	13	0	2	3	1	14
04	CURRY, Sharaud	g	2-9	1-5	0-0	2	1	3	0	5	4	2	0	3	34
23	MCKENZIE, Brian	g	2-11	0-4	1-2	3	4	7	4	5	2	2	0	2	26
01	MONDY, Duke	g	2-6	0-2	0-0	1	1	2	0	4	1	2	0	2	14
03	LACY, Johnnie	g	0-2	0-2	0-0	1	0	1	1	0	0	2	0	0	8
05	WRIGHT, Kyle	g	5-8	3-5	2-2	2	2	4	2	15	3	0	2	0	24
32	COUNCIL, Vincent	g	2-7	0-1	0-0	3	3	6	2	4	4	0	1	1	15
44	PERMENTER, Russ	g	0-1	0-0	0-0	0	4	4	1	0	0	0	3	0	9
45	STILL, James	g	1-4	0-0	0-0	2	2	4	2	2	1	1	1	0	10
Team						0	4	4							
Totals			32-83	7-26	7-8	24	32	56	19	78	18	13	11	11	200

FG % 1st Half: 16-40 40.0% 2nd half: 16-43 37.2% Game: 32-83 38.6%
3FG % 1st Half: 3-14 21.4% 2nd half: 4-12 33.3% Game: 7-26 26.9%
FT % 1st Half: 2-2 100.0% 2nd half: 5-6 83.3% Game: 7-8 87.5%

Officials: Pat Driscoll, Jeff Clark, Evon Burroughs
Technical fouls: Brown-None. Providence College-None.
Attendance: 5127

Score by periods	1st	2nd	Total
Brown	33	29	62
Providence College	37	41	78

Points	In	Off	2nd	Fast	Bench
BROWN	26	12	15	2	11
PC	40	17	24	8	25

Last FG - BROWN 2nd-02:24, PC 2nd-00:10.
Largest lead - BROWN by 5 1st-17:02, PC by 22 2nd-05:54.

Score tied - 6 times.
Lead changed - 6 times.

Official Basketball Box Score -- Game Totals -- Final Statistics Providence vs George Washington 12/9/09 7:00 pm at Washington, DC (Charles E. Smith Center)

Providence 110 • (7-3)

#	Player	Total		3-Ptr		Rebounds		PF	TP	A	TO	Blk	Stl	Min	
		FG-FGA	FG-FGA	FT-FTA	Off	Def	Off								Def
02	BROOKS, Marshon	f	7-12	2-5	3-4	1	2	3	3	19	0	0	1	0	29
21	PETERSON, Jamine	f	5-9	3-5	5-10	4	8	12	2	18	1	3	0	1	32
42	DIXON, Bilal	c	7-13	0-0	4-6	5	2	7	4	18	0	2	1	1	23
04	CURRY, Sharaud	g	4-9	3-6	5-5	1	4	5	1	16	13	3	0	0	34
23	MCKENZIE, Brian	g	5-6	4-5	3-4	1	2	3	2	17	0	0	0	1	27
01	MONDY, Duke	g	0-3	0-2	0-0	1	3	4	0	0	3	0	0	1	9
03	LACY, Johnnie	g	0-0	0-0	0-0	0	0	0	1	0	1	0	0	0	2
05	WRIGHT, Kyle	g	2-3	2-3	0-0	0	1	1	0	6	0	0	1	0	9
32	COUNCIL, Vincent	g	2-7	2-3	4-4	3	1	4	2	10	3	2	0	0	27
44	PERMENTER, Russ	g	2-3	0-0	2-2	0	2	2	5	6	0	0	1	0	6
45	STILL, James	g	0-0	0-0	0-0	0	0	0	0	0	0	0	0	0	2
Team						0	1	1							
Totals			34-65	16-29	26-35	16	26	42	20	110	21	10	4	4	200

FG % 1st Half: 20-34 58.8% 2nd half: 14-31 45.2% Game: 34-65 52.3%
3FG % 1st Half: 10-16 62.5% 2nd half: 6-13 46.2% Game: 16-29 55.2%
FT % 1st Half: 8-10 80.0% 2nd half: 18-25 72.0% Game: 26-35 74.3%

George Washington 97 • (6-2)

#	Player	Total		3-Ptr		Rebounds		PF	TP	A	TO	Blk	Stl	Min	
		FG-FGA	FG-FGA	FT-FTA	Off	Def	Off								Def
15	WARE, Aaron	f	4-8	0-0	1-3	0	2	2	1	9	1	1	0	0	20
22	HOLLIS, Damian	f	8-15	2-6	3-3	0	2	2	5	21	3	2	1	0	19
42	KATUKA, Joseph	c	4-6	0-0	1-3	2	2	4	4	9	0	1	0	0	15
03	TAYLOR, Tony	g	1-8	1-3	5-6	3	2	5	2	8	9	2	0	0	28
20	KROMAH, Lasan	g	9-16	3-5	1-2	1	0	1	3	22	4	0	0	2	28
00	SMITH, Dwayne	g	1-2	0-0	0-1	1	2	3	1	2	1	1	0	0	6
01	KING, Travis	g	0-3	0-1	0-0	1	0	1	0	0	1	0	1	0	8
05	BYNES, Bryan	g	2-6	1-2	0-2	1	2	3	0	5	5	0	0	1	22
12	PELLOM, David	g	3-5	0-0	1-2	3	1	4	2	7	1	1	0	0	19
13	EDWARDS, Jabari	g	1-2	0-0	0-0	1	0	1	0	2	0	0	0	0	6
32	JOHNSON, Tim	g	2-5	1-2	0-0	0	0	0	1	5	0	0	0	0	10
44	OPOKU, Hermann	g	3-5	0-0	1-2	4	2	6	2	7	0	1	0	0	19
Team						7	3	10							
Totals			38-81	8-19	13-24	24	18	42	21	97	25	9	2	3	200

FG % 1st Half: 21-43 48.8% 2nd half: 17-38 44.7% Game: 38-81 46.9%
3FG % 1st Half: 3-9 33.3% 2nd half: 5-10 50.0% Game: 8-19 42.1%
FT % 1st Half: 1-2 50.0% 2nd half: 12-22 54.5% Game: 13-24 54.2%

Officials: Bob Donato, Jim Haney, Wally Rutecki
Technical fouls: Providence-None. George Washington-None.
Attendance: 3015

Score by periods	1st	2nd	Total
Providence	58	52	110
George Washington	46	51	97

Points	In	Off	2nd	Fast	Bench
PC	28	4	16	4	22
GW	50	14	24	12	28

Last FG - PC 2nd-02:49, GW 2nd-01:38.
Largest lead - PC by 16 2nd-13:19, GW None.

Score tied - 2 times.
Lead changed - 0 times.

Official Basketball Box Score -- Game Totals -- Final Statistics Iona vs Providence College 12/12/09 7:04 p.m. at Providence, R.I. - Dunkin' Donuts Center

Iona 82 • 6-4

#	Player	Total		3-Ptr		Rebounds		PF	TP	A	TO	Blk	Stl	Min	
		FG-FGA	FG-FGA	FT-FTA	Off	Def	Off								Def
01	McFadden, Mike	f	3-7	0-0	0-3	0	1	1	3	6	2	2	0	0	25
30	Huffman, Jonathan	f	4-9	1-3	2-2	1	6	7	3	11	0	1	0	1	27
03	Machado, Scott	g	4-8	0-1	6-9	0	4	4	3	14	4	1	0	1	32
05	Dwight, Rashon	g	2-7	2-4	8-8	1	4	5	3	14	4	1	0	2	28
33	Smyth, Kyle	g	6-8	2-2	7-9	1	6	7	2	21	2	2	0	0	32
02	Williams, Keon	g	3-4	0-0	0-0	0	1	1	0	6	0	2	0	0	10
10	Fields, Trinity	g	1-1	0-0	0-0	0	0	0	1	2	0	0	0	0	6
11	Prodanovic, Milan	g	0-1	0-1	0-0	0	1	1	1	0	0	0	0	0	2
15	Jenkins, Jermel	g	0-3	0-1	4-4	0	1	1	4	4	0	3	0	3	22
21	Rodriguez, Alejo	g	1-1	0-0	0-0	1	2	3	5	2	0	0	0	0	10
23	McGill, Rashard	g	0-1	0-0	2-3	0	1	1	2	2	0	0	0	0	6
Team						0	2	2							
Totals			24-50	5-12	29-38	4	29	33	26	82	12	12	0	7	200

FG % 1st Half: 11-28 39.3% 2nd half: 13-22 59.1% Game: 24-50 48.0%
3FG % 1st Half: 2-6 33.3% 2nd half: 3-6 50.0% Game: 5-12 41.7%
FT % 1st Half: 9-14 64.3% 2nd half: 20-24 83.3% Game: 29-38 76.3%

2009-10 Game Box Scores

Official Basketball Box Score -- Game Totals -- Final Statistics Providence vs Notre Dame 12-30-09 9:00 p.m. at Purcell Pavilion, Notre Dame, Ind.

Providence 78 • (8-5, 0-1)

#	Player	Total		3-Ptr		Rebounds			PF	TP	A	TO	Blk	Stl	Min
		FG-FGA	FG-FGA	FT-FTA	Off	Def	Tot								
02	BROOKS, Marshon	f	6-16	0-5	0-1	4	2	6	4	12	3	0	0	1	26
21	PETERSON, Jamine	f	8-17	1-4	7-10	2	7	9	1	24	1	1	1	1	30
42	DIXON, Bilal	f	3-6	0-0	2-2	2	6	8	3	8	0	2	3	0	25
04	CURRY, Sharaud	g	10-21	3-7	0-0	3	4	7	4	23	2	2	0	1	34
23	MCKENZIE, Brian	g	1-4	1-3	0-0	1	2	3	3	3	1	2	0	0	23
01	MONDY, Duke	g	2-4	1-3	0-0	1	0	1	2	5	0	0	0	0	13
03	LACY, Johnnie	g	0-0	0-0	0-0	0	0	0	1	0	0	0	0	0	3
05	WRIGHT, Kyle	g	1-2	1-2	0-0	0	0	0	2	3	0	1	0	0	7
32	COUNCIL, Vincent	g	0-5	0-2	0-0	2	0	2	2	0	2	1	1	2	24
44	PERMENTER, Russ	g	0-1	0-0	0-0	1	0	1	0	0	0	1	1	0	3
45	STILL, James	g	0-0	0-0	0-0	1	1	2	0	0	0	1	0	0	3
55	HALL, Ray	g	0-0	0-0	0-0	0	0	0	1	0	0	0	0	0	9
	Team					2	0	2							
Totals			31-76	7-26	9-13	19	22	41	23	78	9	11	6	5	200

FG % 1st Half: 12-38 31.6% 2nd half: 19-38 50.0% Game: 31-76 40.8%
3FG % 1st Half: 5-17 29.4% 2nd half: 2-9 22.2% Game: 7-26 26.9%
FT % 1st Half: 3-4 75.0% 2nd half: 6-9 66.7% Game: 9-13 69.2%

Deadball Rebounds 2

Notre Dame 93 • (12-2, 1-0)

#	Player	Total		3-Ptr		Rebounds			PF	TP	A	TO	Blk	Stl	Min
		FG-FGA	FG-FGA	FT-FTA	Off	Def	Tot								
01	NASH, Tyrone	f	4-7	0-0	0-0	5	3	8	1	8	0	2	1	1	26
21	ABROMAITIS, Tim	f	8-14	5-8	1-2	4	3	7	2	22	1	5	0	0	30
44	HARANGODY, Luke	f	6-21	0-2	7-14	5	8	13	3	19	1	2	1	1	36
03	JACKSON, Tory	g	4-7	0-2	3-4	0	2	2	2	11	7	0	0	1	40
23	HANSBROUGH, Ben	g	3-8	1-5	3-5	1	7	8	2	10	4	1	0	1	39
20	PEOPLES, Jonathan	g	6-7	5-5	6-8	2	4	6	1	23	2	0	1	2	26
34	SCOTT, Carleton	g	0-1	0-0	0-0	0	0	0	2	0	0	0	0	0	3
	Team					3	1	4							
Totals			31-65	11-22	20-33	20	28	48	13	93	21	13	4	5	200

FG % 1st Half: 20-36 55.6% 2nd half: 11-29 37.9% Game: 31-65 47.7%
3FG % 1st Half: 9-16 56.3% 2nd half: 2-6 33.3% Game: 11-22 50.0%
FT % 1st Half: 4-10 40.0% 2nd half: 16-23 69.6% Game: 20-33 60.6%

Deadball Rebounds 5

Officials: Mike Kitts, Chris Beaver, Brian O'Connell
Technical fouls: Providence-None. Notre Dame-None.
Attendance: 9149

Score by periods	1st	2nd	Total
Providence	32	46	78
Notre Dame	53	40	93

Last FG - PC 2nd-00:39, ND 2nd-00:02.
Largest lead - PC by 2 1st-19:56, ND by 21 1st-00:52.

Score tied - 2 times.
Lead changed - 1 time.

Official Basketball Box Score -- Game Totals -- Final Statistics Providence College vs St. John's 1/3/09 5:30 p.m. at Carnesecca Arena, QUEENS, N.Y.

Providence College 74 • 9-5, 1-1 BE

#	Player	Total		3-Ptr		Rebounds			PF	TP	A	TO	Blk	Stl	Min
		FG-FGA	FG-FGA	FT-FTA	Off	Def	Tot								
02	BROOKS, Marshon	f	4-12	1-3	1-1	2	3	5	1	10	0	1	1	4	22
21	PETERSON, Jamine	f	5-15	0-4	4-5	3	2	5	4	14	0	3	0	0	25
42	DIXON, Bilal	c	2-9	0-0	3-4	4	4	8	1	7	0	0	5	3	29
04	CURRY, Sharaud	g	7-13	3-3	9-10	0	0	0	1	26	5	2	0	4	32
23	MCKENZIE, Brian	g	3-6	3-4	3-5	2	3	5	1	12	0	0	0	1	29
01	MONDY, Duke	g	0-3	0-3	0-0	0	2	2	2	0	2	0	0	1	14
03	LACY, Johnnie	g	0-1	0-0	0-0	0	1	1	1	0	0	1	0	0	8
05	WRIGHT, Kyle	g	0-2	0-1	0-0	0	3	3	1	0	0	0	1	0	9
32	COUNCIL, Vincent	g	1-5	0-1	3-4	1	3	4	3	5	6	3	0	3	29
45	STILL, James	g	0-0	0-0	0-0	0	0	0	1	0	0	0	0	0	3
	Team					3	4	7							
Totals			22-66	7-19	23-29	16	25	41	16	74	13	10	7	16	200

FG % 1st Half: 10-33 30.3% 2nd half: 12-33 36.4% Game: 22-66 33.3%
3FG % 1st Half: 5-12 41.7% 2nd half: 2-7 28.6% Game: 7-19 36.8%
FT % 1st Half: 7-9 77.8% 2nd half: 16-20 80.0% Game: 23-29 79.3%

Deadball Rebounds 2

St. John's 59 • 10-4, 0-2 BE

#	Player	Total		3-Ptr		Rebounds			PF	TP	A	TO	Blk	Stl	Min
		FG-FGA	FG-FGA	FT-FTA	Off	Def	Tot								
05	EVANS, Sean	f	1-3	0-0	0-0	1	5	6	0	2	3	1	0	0	14
32	BROWNLEE, Justin	f	7-13	0-2	0-0	1	3	4	5	14	3	2	2	0	30
01	KENNEDY, DJ	g	5-10	1-3	2-2	2	9	11	4	13	6	4	2	2	35
23	HORNE, Paris	g	3-8	2-4	0-0	2	3	5	2	8	3	4	0	0	36
31	STITH, Malik	g	2-4	0-0	0-0	0	1	1	3	4	1	5	0	1	25
11	LAWRENCE, Omari	g	2-3	0-1	0-0	0	1	1	0	4	0	1	0	0	5
12	HARDY, Dwight	g	2-8	1-5	1-2	1	4	5	2	6	0	2	0	1	26
24	BURRELL, Justin	g	2-4	0-0	1-1	0	3	3	4	5	3	2	2	0	17
55	THOMAS, Rob	g	1-3	0-0	1-2	1	1	2	2	3	0	1	0	0	12
	Team					2	2	4							
Totals			25-56	4-15	5-11	10	32	42	22	59	19	23	6	4	200

FG % 1st Half: 13-23 56.5% 2nd half: 12-33 36.4% Game: 25-56 44.6%
3FG % 1st Half: 3-7 42.9% 2nd half: 1-8 12.5% Game: 4-15 26.7%
FT % 1st Half: 4-7 57.1% 2nd half: 1-4 25.0% Game: 5-11 45.5%

Deadball Rebounds 2

Officials: Jim Haney, Bryan Kersey, Wally Rutecki
Technical fouls: Providence College-None. St. John's-None.
Attendance: 5003

Score by periods	1st	2nd	Total
Providence College	32	42	74
St. John's	33	26	59

Last FG - PC 2nd-01:41, STJ 2nd-02:41.
Largest lead - PC by 16 2nd-00:57, STJ by 9 1st-02:04.

Score tied - 2 times.
Lead changed - 9 times.

Official Basketball Box Score -- Game Totals -- Final Statistics Louisville vs Providence College 1/6/10 7:02 p.m. at Providence, R.I. - Dunkin' Donuts Center

Louisville 92 • 11-4,2-0

#	Player	Total		3-Ptr		Rebounds			PF	TP	A	TO	Blk	Stl	Min
		FG-FGA	FG-FGA	FT-FTA	Off	Def	Tot								
15	SAMUELS, Samardo	f	5-11	0-0	7-8	4	5	9	4	17	3	4	2	1	24
21	SWOPSHIRE, Jared	f	1-3	0-2	6-6	1	10	11	2	8	3	2	0	1	34
10	SOSA, Edgar	g	9-15	5-10	3-3	2	3	5	3	26	4	4	0	0	35
12	DELK, Reginald	g	2-5	1-3	0-0	0	2	2	1	5	0	0	0	0	12
34	SMITH, Jerry	g	6-11	2-6	0-1	2	0	2	2	14	4	1	0	0	21
02	KNOWLES, Preston	g	3-5	1-3	0-0	4	2	6	3	7	4	3	0	0	21
03	SIVA, Peyton	g	0-1	0-1	0-0	0	0	0	2	0	0	0	0	1	5
04	BUCKLES, Rakeem	g	0-0	0-0	0-0	0	1	1	0	0	0	1	0	0	5
23	JENNINGS, Terrence	g	2-4	0-0	0-2	2	4	6	1	4	0	1	2	0	17
33	MARRA, Mike	g	3-5	3-5	2-2	0	1	1	2	11	1	1	0	1	26
	Team					2	0	2							
Totals			31-60	12-30	18-22	17	28	45	21	92	19	17	4	4	200

FG % 1st Half: 12-29 41.4% 2nd half: 19-31 61.3% Game: 31-60 51.7%
3FG % 1st Half: 6-20 30.0% 2nd half: 6-10 60.0% Game: 12-30 40.0%
FT % 1st Half: 7-9 77.8% 2nd half: 11-13 84.6% Game: 18-22 81.8%

Deadball Rebounds 2,1

Providence College 70 • 9-6,1-2

#	Player	Total		3-Ptr		Rebounds			PF	TP	A	TO	Blk	Stl	Min
		FG-FGA	FG-FGA	FT-FTA	Off	Def	Tot								
02	BROOKS, Marshon	f	8-11	3-4	2-3	2	2	4	3	21	2	0	1	2	32
21	PETERSON, Jamine	f	1-7	1-2	0-2	1	4	5	2	3	2	0	0	1	29
42	DIXON, Bilal	c	6-8	0-0	0-3	1	3	4	3	12	0	0	0	0	27
04	CURRY, Sharaud	g	4-8	1-3	3-3	0	1	1	2	12	4	3	0	0	28
23	MCKENZIE, Brian	g	0-1	0-1	0-0	1	0	1	2	0	1	1	0	0	14
01	MONDY, Duke	g	3-8	2-6	0-1	0	1	1	2	8	2	1	1	3	24
03	LACY, Johnnie	g	0-3	0-2	0-1	0	0	1	0	0	1	0	0	0	10
05	WRIGHT, Kyle	g	1-3</												

2009-10 Game Box Scores

Official Basketball Box Score -- Game Totals -- Final Statistics Providence vs DePaul 01-14-10 8:05 pm at Allstate Arena - Rosemont, Ill.

Providence 79 • 11-6, 3-2

#	Player	Total			3-Ptr			Rebounds			PF	TP	A	TO	Blk	Stl	Min
		FG	FGA	FT	FTA	Off	Def	Tot									
21	PETERSON, Jamine	f	6-15	1-4	3-6	2	8	10	2	16	2	2	1	2	24		
42	DIXON, Bilal	c	5-7	0-0	0-1	3	4	7	3	10	0	1	2	1	27		
04	CURRY, Sharaud	g	4-11	0-4	4-4	1	1	2	0	12	6	3	0	1	29		
23	MCKENZIE, Brian	g	0-2	0-2	1-2	0	2	2	4	1	0	1	0	0	13		
32	COUNCIL, Vincent	g	0-1	0-0	5-9	0	1	1	2	5	4	3	0	0	23		
01	MONDY, Duke	g	3-4	1-1	2-2	1	2	3	2	9	1	1	0	0	21		
02	BROOKS, Marshon	g	6-9	2-4	3-4	2	5	7	0	17	1	3	0	0	21		
03	LACY, Johnnie	g	2-8	1-5	0-0	1	1	2	2	5	2	0	0	0	17		
05	WRIGHT, Kyle	g	0-1	0-1	0-0	2	1	3	0	0	2	1	0	0	12		
45	STILL, James	g	2-3	0-0	0-0	0	1	1	4	4	0	0	0	0	9		
55	HALL, Ray	g	0-0	0-0	0-0	0	0	0	1	0	0	0	0	0	4		
Team						3 4 7											
Totals			28-61	5-21	18-28	15	30	45	20	79	18	16	3	8	200		

FG % 1st Half: 11-28 39.3% 2nd half: 17-33 51.5% Game: 28-61 45.9% Deadball Rebounds: 5
3FG % 1st Half: 3-11 27.3% 2nd half: 2-10 20.0% Game: 5-21 23.8%
FT % 1st Half: 8-14 57.1% 2nd half: 10-14 71.4% Game: 18-28 64.3%

DePaul 62 • 7-9, 0-4

#	Player	Total			3-Ptr			Rebounds			PF	TP	A	TO	Blk	Stl	Min
		FG	FGA	FT	FTA	Off	Def	Tot									
01	STOVALL, Mike	f	10-21	2-6	8-10	3	2	5	4	30	1	5	0	2	34		
03	HILL, Devin	f	2-7	1-4	1-4	1	3	4	2	6	3	0	2	1	28		
33	FABER, Krys	c	4-6	0-0	1-1	0	7	7	3	9	0	2	1	1	27		
11	KELLY, Jeremiah	g	1-6	0-3	0-0	1	1	2	4	2	8	0	0	0	36		
30	WALKER, Will	g	2-10	0-5	3-4	2	3	5	2	7	3	3	0	3	37		
05	ROGERS, Nate	g	1-2	1-2	0-0	0	0	0	0	3	0	2	0	0	6		
10	STULA, Mario	g	0-3	0-1	0-0	1	0	1	0	0	1	0	0	0	8		
22	FRELAND, Tony	g	1-4	0-0	2-3	4	4	8	1	4	0	0	0	0	15		
25	WALLACE, Eric	g	0-0	0-0	1-2	0	0	0	3	1	0	2	0	1	9		
Team						2 3 5											
Totals			21-59	4-21	16-24	14	23	37	20	62	15	15	3	8	200		

FG % 1st Half: 11-34 32.4% 2nd half: 10-25 40.0% Game: 21-59 35.6% Deadball Rebounds: 2
3FG % 1st Half: 3-11 27.3% 2nd half: 1-8 12.5% Game: 5-21 23.8%
FT % 1st Half: 3-6 50.0% 2nd half: 13-18 72.2% Game: 16-24 66.7%

Officials: Bob Donato, Will Rutecki, Mike Stuart
Technical fouls: Providence-None, DePaul-None.
Attendance: 7533

Score by periods	1st	2nd	Total
Providence	33	46	79
DePaul	28	34	62

Points	In	Off	2nd	Fast	Bench
PC	Paint	T/O	Chance	Break	
Providence	44	19	16	12	35
DePaul	26	9	6	6	8

Last FG - PC 2nd-02:49, DPU 2nd-01:18
Largest lead - PC by 26 2nd-08:56, DPU by 7 1st-04:09.

Score tied - 4 times.
Lead changed - 7 times.

Official Basketball Box Score -- Game Totals -- Final Statistics Providence vs Marquette 1/17/10 3 p.m. at Bradley Center - Milwaukee, Wis.

Providence 63 • 11-7, 3-3 BE

#	Player	Total			3-Ptr			Rebounds			PF	TP	A	TO	Blk	Stl	Min
		FG	FGA	FT	FTA	Off	Def	Tot									
21	PETERSON, Jamine	f	4-7	1-3	0-2	0	1	1	2	9	0	0	0	0	18		
42	DIXON, Bilal	c	3-7	0-0	3-5	1	3	4	4	9	1	3	3	1	29		
04	CURRY, Sharaud	g	1-3	1-1	4-4	1	0	1	0	7	1	2	0	0	20		
23	MCKENZIE, Brian	g	0-3	0-2	0-0	1	4	5	0	0	1	1	0	0	17		
32	COUNCIL, Vincent	g	8-16	3-6	5-5	3	0	3	2	24	4	4	0	0	36		
01	MONDY, Duke	g	2-5	1-3	0-0	1	2	3	2	5	0	1	0	1	17		
02	BROOKS, Marshon	g	2-7	1-5	0-0	1	0	1	1	5	0	2	0	0	19		
03	LACY, Johnnie	g	0-2	0-2	4-5	0	1	1	1	4	3	1	0	0	23		
05	WRIGHT, Kyle	g	0-1	0-1	0-0	0	0	0	2	0	0	0	0	1	8		
45	STILL, James	g	0-1	0-0	0-0	0	3	3	2	0	0	1	0	0	13		
Team						0 0 0											
Totals			20-52	7-23	16-21	8	14	22	16	63	10	15	3	3	200		

FG % 1st Half: 10-24 41.7% 2nd half: 10-28 35.7% Game: 20-52 38.5% Deadball Rebounds: 5
3FG % 1st Half: 5-14 35.7% 2nd half: 2-9 22.2% Game: 7-23 30.4%
FT % 1st Half: 4-6 66.7% 2nd half: 12-15 80.0% Game: 16-21 76.2%

Marquette 93 • 11-6, 2-3 BE

#	Player	Total			3-Ptr			Rebounds			PF	TP	A	TO	Blk	Stl	Min
		FG	FGA	FT	FTA	Off	Def	Tot									
32	HAYWARD, Lazar	f	9-15	2-4	2-3	0	5	5	4	22	1	0	0	2	31		
33	BUTLER, Jimmy	f	6-7	0-0	2-4	2	3	5	2	14	4	2	1	1	27		
01	JOHNSON-ODOM, Dariu	g	8-14	4-8	2-2	0	5	5	2	22	4	3	0	0	30		
02	ACKER, Maurice	g	8-9	6-6	1-1	0	1	1	4	23	2	2	0	1	34		
10	CUBILLAN, David	g	1-3	0-1	0-0	1	0	1	3	2	7	1	0	0	29		
12	WILLIAMS, Erik	g	0-2	0-0	1-2	1	1	2	1	1	0	0	0	1	7		
21	FULCE, Joseph	g	1-2	0-0	2-2	1	2	3	2	4	0	1	0	2	14		
23	BUYCKS, Dwight	g	2-3	1-2	0-0	1	4	5	2	5	6	0	0	2	22		
45	FROZENA, Robert	g	0-2	0-0	0-0	0	0	0	0	0	0	1	0	0	3		
55	MBAO, Youssoupha	g	0-0	0-0	0-0	1	0	1	0	0	0	1	0	0	3		
Team						3 2 5											
Totals			35-57	13-21	10-14	10	23	33	20	93	24	11	1	9	200		

FG % 1st Half: 16-27 59.3% 2nd half: 19-30 63.3% Game: 35-57 61.4% Deadball Rebounds: 2.1
3FG % 1st Half: 8-13 61.5% 2nd half: 5-8 62.5% Game: 13-21 61.9%
FT % 1st Half: 5-6 83.3% 2nd half: 5-8 62.5% Game: 10-14 71.4%

Officials: Karl Hess, Pat Driscoll, Chris Beaver
Technical fouls: Providence-None, Marquette-FULCE, Joseph.
Attendance: 16154
ID=835872
Jamine Peterson (PC) ejected at 2:28 of first half for flagrant foul

Score by periods	1st	2nd	Total
Providence	29	34	63
Marquette	45	48	93

Points	In	Off	2nd	Fast	Bench
PC	Paint	T/O	Chance	Break	
Providence	22	11	11	7	14
Marquette	36	20	17	22	10

Official Basketball Box Score -- Game Totals -- Final Statistics South Florida vs Providence College 1/23/10 8:05 p.m. at Providence, R.I. - Dunkin' Donuts Center

South Florida 109 • 12-7,2-5

#	Player	Total			3-Ptr			Rebounds			PF	TP	A	TO	Blk	Stl	Min
		FG	FGA	FT	FTA	Off	Def	Tot									
32	FITZPATRICK, Toarlyn	f	4-4	1-1	3-4	5	3	8	5	12	0	3	2	1	19		
31	FAMOUS, Jarrid	c	7-16	0-0	3-4	4	3	7	5	17	1	0	0	1	35		
03	HOWARD, Chris	g	5-11	1-3	1-2	1	4	5	1	12	2	1	0	0	25		
20	JONES, Dominique	g	15-23	2-6	14-18	3	7	10	4	46	8	3	0	3	36		
33	MERCER, Mike	g	7-16	0-1	5-6	4	3	7	4	19	4	0	0	3	34		
10	CRATER, Anthony	g	1-3	0-2	1-2	1	0	1	0	3	2	2	0	2	11		
11	RIVAS, Alex	g	0-0	0-0	0-2	0	1	1	1	0	0	2	0	0	6		
13	KARDOK, Ryan	g	0-0	0-0	0-0	0	0	0	0	1	0	0	0	0	1		
22	NORIEGA, Shaun	g	0-0	0-0	0-0	0	0	0	0	0	0	0	0	0	1		
23	BURWELL, Mike	g	0-1	0-1	0-0	0	0	0	0	0	0	0	0	0	1		
Team						1 0 1											
Totals			39-74	4-14	27-38	19	21	40	21	109	17	11	2	11	2		

FG % 1st Half: 15-33 45.5% 2nd half: 21-35 60.0% OT: 3-6 50.0% Game: 39-74 52.7% Deadball Rebounds: 2
3FG % 1st Half: 0-5 0.0% 2nd half: 3-6 50.0% OT: 1-3 33.3% Game: 4-14 28.6%
FT % 1st Half: 9-12 75.0% 2nd half: 11-16 68.8% OT: 7-10 70.0% Game: 27-38 71.1%

Providence College 105 • 11-8,3-4

#	Player	Total			3-Ptr			Rebounds			PF	TP	A	TO	Blk	Stl	Min
		FG	FGA	FT	FTA	Off	Def	Tot									
21	PETERSON, Jamine	f	10-21	4-9	2-4	5	5	10	2	26	2	2	0	3	34		
42	DIXON, Bilal	c	2-5	0-0	3-4	2	5	7	4	7	0	3	1	0	29		
04	CURRY, Sharaud	g	7-13	4-8	6-6	0	0	0	1	24	2	2	0	1	31		
23	MCKENZIE, Brian	g	1-2	1-2	1-2	3	3	6	4	4	3	3	0	0	14		
32	COUNCIL, Vincent	g	6-8	0-0	5-8	4											

2009-10 STATISTICS

2009-10 Providence College Basketball Providence College Player High/Low Analysis (as of Jan 28, 2010) All games

Providence College - INDIVIDUAL GAME HIGHS

Points	29		PETERSON, Jamine vs Rutgers (1/9/10)
	27		PETERSON, Jamine at Alabama (11/20/09)
	26		PETERSON, Jamine vs South Florida (1/23/10)
	26		CURRY, Sharaud at St. John's (1/3/10)
	26		BROOKS, Marshon vs Mercer (11/15/09)
Field Goals Made	12		PETERSON, Jamine vs Yale (12/21/09)
	11		PETERSON, Jamine vs Rutgers (1/9/10)
Field Goal Att.	24		PETERSON, Jamine vs #19/#19 Connecticut (1/27/10)
	22		PETERSON, Jamine vs Yale (12/21/09)
FG Pct (min 5 made)	1.000	(8-8)	DIXON, Bilal vs Bryant (11/13/09)
	.833	(5-6)	MCKENZIE, Brian at George Washington (12/9/09)
3-Point FG Made	4		CURRY, Sharaud vs South Florida (1/23/10)
	4		PETERSON, Jamine vs South Florida (1/23/10)
	4		MCKENZIE, Brian at George Washington (12/9/09)
	4		BROOKS, Marshon vs Vermont (11/24/09)
	4		BROOKS, Marshon vs Mercer (11/15/09)
3-Point FG Att.	10		CURRY, Sharaud vs Bucknell (11/14/09)
	9		PETERSON, Jamine vs South Florida (1/23/10)
	9		CURRY, Sharaud vs Mercer (11/15/09)
3-Pt FG Pct (min 2 made)	1.000	(3-3)	CURRY, Sharaud at St. John's (1/3/10)
	1.000	(3-3)	CURRY, Sharaud at Northeastern (12/01/09)
	1.000	(3-3)	COUNCIL, Vincent vs Boston College (11/28/09)
	1.000	(3-3)	PETERSON, Jamine vs Vermont (11/24/09)
Free Throws Made	10		CURRY, Sharaud vs #19/#19 Connecticut (1/27/10)
	9		CURRY, Sharaud vs Rutgers (1/9/10)
	9		CURRY, Sharaud at St. John's (1/3/10)
	9		CURRY, Sharaud vs Rutgers (1/9/10)
Free Throw Att.	11		CURRY, Sharaud vs #19/#19 Connecticut (1/27/10)
	10		PETERSON, Jamine vs Rutgers (1/9/10)
	10		CURRY, Sharaud at St. John's (1/3/10)
	10		PETERSON, Jamine at Notre Dame (12-30-09)
	10		PETERSON, Jamine at George Washington (12/9/09)
	10		CURRY, Sharaud vs #19/#19 Connecticut (1/27/10)
FT Pct (min 8 made)	1.000	(10-10)	CURRY, Sharaud vs #19/#19 Connecticut (1/27/10)
	1.000	(8-8)	CURRY, Sharaud vs Bucknell (11/14/09)
Rebounds	22		PETERSON, Jamine vs Mercer (11/15/09)
	20		PETERSON, Jamine vs Rutgers (1/9/10)
Assists	13		CURRY, Sharaud at George Washington (12/9/09)
	8		COUNCIL, Vincent vs #19/#19 Connecticut (1/27/10)
	8		CURRY, Sharaud vs Boston College (11/28/09)
Steals	5		PETERSON, Jamine vs Iona (12/12/09)
	5		BROOKS, Marshon vs Vermont (11/24/09)
Blocked Shots	5		DIXON, Bilal at St. John's (1/3/10)
	5		DIXON, Bilal vs Boston College (11/28/09)
Turnovers	7		BROOKS, Marshon at Alabama (11/20/09)
	5		COUNCIL, Vincent vs #19/#19 Connecticut (1/27/10)
	5		COUNCIL, Vincent at Rhode Island (12/5/09)
	5		CURRY, Sharaud at Northeastern (12/01/09)
Fouls	5		BROOKS, Marshon vs South Florida (1/23/10)
	5		LACY, Johnnie vs Iona (12/12/09)
	5		PERMENTER, Russ at George Washington (12/9/09)
	5		DIXON, Bilal vs Boston College (11/28/09)

2009-10 STATISTICS

2009-10 Providence College Basketball Providence College Team High/Low Analysis (as of Jan 28, 2010) All games

Providence College - TEAM GAME HIGHS

POINTS	110	at George Washington (12/9/09)
	106	VERMONT (11/24/09)
	105	SOUTH FLORIDA (1/23/10)
	96	BRYANT (11/13/09)
	94	RUTGERS (1/9/10)
FIELD GOALS MADE	37	SOUTH FLORIDA (1/23/10)
	37	VERMONT (11/24/09)
FIELD GOAL ATTEMPTS	83	BROWN (12/07/09)
	79	MERCER (11/15/09)
FIELD GOAL PERCENTAGE	.564 (31-55)	at Northeastern (12/01/09)
	.529 (37-70)	SOUTH FLORIDA (1/23/10)
3 PT FIELD GOALS MADE	16	at George Washington (12/9/09)
	15	VERMONT (11/24/09)
3 PT FG ATTEMPTS	32	MERCER (11/15/09)
	32	BUCKNELL (11/14/09)
	32	BRYANT (11/13/09)
3 PT FG PERCENTAGE	.556 (15-27)	VERMONT (11/24/09)
	.552 (16-29)	at George Washington (12/9/09)
FREE THROWS MADE	28	IONA (12/12/09)
	26	at George Washington (12/9/09)
FREE THROW ATTEMPTS	39	IONA (12/12/09)
	37	RUTGERS (1/9/10)
FREE THROW PERCENTAGE	.875 (7-8)	BROWN (12/07/09)
	.818 (18-22)	at Rhode Island (12/5/09)
REBOUNDS	56	BROWN (12/07/09)
	55	MERCER (11/15/09)
ASSISTS	21	at George Washington (12/9/09)
	21	VERMONT (11/24/09)
STEALS	19	VERMONT (11/24/09)
	16	at St. John's (1/3/10)
BLOCKED SHOTS	12	BRYANT (11/13/09)
	11	BROWN (12/07/09)
TURNOVERS	19	at Rhode Island (12/5/09)
	19	VERMONT (11/24/09)
FOULS	28	IONA (12/12/09)
	25	at Alabama (11/20/09)
	25	MERCER (11/15/09)

2009-10 STATISTICS

2009-10 Providence College Basketball Providence College Season Box Score (as of Jan 28, 2010) All games

RECORD:	OVERALL	HOME	AWAY	NEUTRAL
ALL GAMES	12-8	8-4	4-4	0-0
CONFERENCE	4-4	2-2	2-2	0-0
NON-CONFERENCE	8-4	6-2	2-2	0-0

#	Player	gp-gs	min	Total		3-Point		F-Throw		Rebounds				pf	dq	a	to	blk	stl	pts	avg	
				fg-fga	fg%	3fg-fga	3fg%	ft-fta	ft%	off	def	tot	avg									
21	PETERSON, Jamine	20-20	567	28.4	136-303	.449	27-84	.321	59-100	.590	84	121	205	10.3	45	0	22	27	10	29	358	17.9
	Conference-Only...	8-8	232	29.0	55-124	.444	13-39	.333	21-41	.512	24	50	74	9.3	18	0	10	9	4	12	144	18.0
02	BROOKS, Marshon	20-16	519	26.0	114-236	.483	32-79	.405	39-57	.684	40	51	91	4.6	40	1	34	36	13	31	299	15.0
	Conference-Only...	8-4	202	25.3	46-94	.489	11-31	.355	11-17	.647	18	20	38	4.8	14	1	10	10	4	12	114	14.3
04	CURRY, Sharaud	20-19	615	30.8	90-225	.400	29-102	.284	90-99	.909	15	29	44	2.2	30	0	76	45	1	25	299	15.0
	Conference-Only...	8-8	242	30.3	43-95	.453	12-31	.387	45-48	.938	6	7	13	1.6	10	0	26	19	0	11	143	17.9
32	COUNCIL, Vincent	20-5	515	25.8	56-136	.412	12-31	.387	55-75	.733	29	42	71	3.6	41	0	79	42	3	18	179	9.0
	Conference-Only...	8-4	234	29.3	25-60	.417	3-14	.214	26-38	.684	15	14	29	3.6	21	0	39	22	1	10	79	9.9
42	DIXON, Bilal	20-20	459	23.0	75-137	.547	0-1	.000	28-49	.571	54	74	128	6.4	68	3	8	28	44	15	178	8.9
	Conference-Only...	8-8	208	26.0	27-55	.491	0-0	.000	16-30	.533	19	34	53	6.6	26	0	3	13	19	8	70	8.8
23	MCKENZIE, Brian	20-20	461	23.1	42-107	.393	25-70	.357	15-28	.536	31	57	88	4.4	50	0	15	26	0	13	124	6.2
	Conference-Only...	8-8	167	20.9	9-30	.300	8-23	.348	5-9	.556	13	18	31	3.9	16	0	7	11	0	2	31	3.9
01	MONDY, Duke	20-0	276	13.8	29-77	.377	15-50	.300	4-7	.571	13	32	45	2.3	28	0	20	14	3	23	77	3.9
	Conference-Only...	8-0	139	17.4	15-37	.405	7-24	.292	3-5	.600	4	9	13	1.6	13	0	8	4	1	10	40	5.0
05	WRIGHT, Kyle	20-0	211	10.6	21-52	.404	14-38	.368	8-9	.889	13	26	39	2.0	18	0	12	5	5	4	64	3.2
	Conference-Only...	8-0	53	6.6	2-11	.182	2-8	.250	0-0	.000	2	6	8	1.0	7	0	4	4	1	2	6	0.8
44	PERMENTER, Russ	12-0	101	8.4	8-19	.421	1-1	1.000	7-14	.500	7	17	24	2.0	22	1	0	4	10	1	24	2.0
	Conference-Only...	2-0	11	5.5	0-1	.000	0-0	.000	0-0	.000	1	1	2	1.0	1	0	0	1	1	0	0	0.0
03	LACY, Johnnie	19-0	166	8.7	12-47	.255	1-20	.050	11-14	.786	8	6	14	0.7	16	1	14	9	0	7	36	1.9
	Conference-Only...	8-0	82	10.3	3-16	.188	1-10	.100	6-8	.750	3	3	6	0.8	6	0	6	2	0	3	13	1.6
45	STILL, James	19-0	114	6.0	8-20	.400	0-1	.000	5-14	.357	12	14	26	1.4	22	0	2	8	8	0	21	1.1
	Conference-Only...	7-0	39	5.6	2-4	.500	0-0	.000	0-0	.000	1	5	6	0.9	8	0	0	2	0	0	4	0.6
41	CARTER, Chris	2-0	5	2.5	0-3	.000	0-1	.000	0-0	.000	1	0	1	0.5	1	0	0	0	0	0	0	0.0
	Conference-Only...	0-0	0	0.0	0-0	.000	0-0	.000	0-0	.000	0	0	0	0.0	0	0	0	0	0	0	0	0.0
55	HALL, Ray	3-0	16	5.3	0-1	.000	0-0	.000	0-0	.000	1	0	1	0.3	3	0	0	1	0	0	0	0.0
	Conference-Only...	3-0	16	5.3	0-1	.000	0-0	.000	0-0	.000	1	0	1	0.3	3	0	0	1	0	0	0	0.0
	Team										35	33	68		2		4					
	Team										19	10	29		1		2					
	Total.....	20	4025		591-1363	.434	156-478	.326	321-466	.689	343	502	845	42.2	386	6	282	249	97	166	1659	82.9
	Conference-Only...	8	1625		227-528	.430	57-180	.317	133-196	.679	126	177	303	37.9	144	1	113	100	31	70	644	80.5
	Opponents.....	20	4025		562-1279	.439	121-374	.324	312-456	.684	288	487	775	38.8	371	6	306	279	65	113	1557	77.8
	Conference-Only...	8	1625		237-506	.468	60-171	.351	121-175	.691	120	204	324	40.5	158	4	146	124	31	53	655	81.9

Score by Periods	1st	2nd	OT	Totals
Providence College	807	842	10	1659
Opponents	711	832	14	1557