

2016-17 PROVIDENCE COLLEGE BASKETBALL



Providence College (20-13, 10-8 - Tied 3rd)
NCAA Tournament First Four



2016-17 SCHEDULE & RESULTS

DATE	OPPONENT	TV	PROV	OPPONENT
OCTOBER				
29 Sat.	CARLETON UNIV. (exhibition)		W, 87-69	
NOVEMBER				
14 Mon.	VERMONT	F52	W, 80-58	
17 Thurs.	at Ohio State #	BTN	L, 72-67	
19 Sat.	GRAMBLING ^	F52	W, 71-54	
21 Mon.	ST. FRANCIS BROOKLYN ^	F51	W, 64-48	
25 Fri.	vs. Memphis at Destin, Fla. ^	CBS SN	W, 60-51	
26 Sat.	vs. #7/#6 Virginia at Destin, Fla. ^	CBS SN	L, 63-52	
30 Wed.	NEW HAMPSHIRE	F52	W, 76-62	
DECEMBER				
3 Sat.	#21/#25 RHODE ISLAND	FSN/OSN	W, 63-60	
6 Tue.	BROWN	F52	W, 95-57	
10 Sat.	MASSACHUSETTS	F51	W, 75-69	
17 Sat.	WAGNER	F51	W, 76-54	
20 Tue.	MAINE	F51	W, 79-59.	
23 Fri.	at Boston College	ESPNU	L, 79-67	
28 Wed.	at #17/#17 Xavier *	FSN/OSN	L, 82-56	
JANUARY				
1 Sun.	at #13/#13 Butler *	CBS SN	L, 78-61	
4 Wed.	GEORGETOWN *	CBS SN	W, 76-70	
7 Sat.	#10/#10 CREIGHTON *	CBS SN	L, 78-64	
10 Tue.	at DePaul *	F51	L, 64-63	
14 Sat.	SETON HALL *	FSN/OSN	W, 65-61	
16 Mon.	at Georgetown *	F51	W, 74-56	
21 Sat.	at #1/#2 Villanova *(Wells Fargo)	FOX	L, 78-68	
25 Wed.	ST. JOHN'S *	F51	L, 91-86	
28 Sat.	at Marquette *	FSN/OSN	W, 79-78	
FEBRUARY				
1 Wed.	#4/#4 VILLANOVA *	F51	L, 66-57	
8 Wed.	at Seton Hall *	F51	L, 72-70 OT	
11 Sat.	#22/#21 BUTLER *	CBS SN	W, 71-65	
15 Wed.	XAVIER *	F51	W, 75-63	
22 Wed.	at #23/#23 Creighton *	FSN/OSN	W, 68-66	
25 Sat.	MARQUETTE *	CBS SN	W, 73-69	
28 Tue.	DEPAUL *	F51	W, 73-64.	
MARCH				
4 Sat.	at St. John's * (MSG)	F52	W, 86-75	
9 Thur.	vs. Creighton BE Quarterfinals	F51	L, 70-58	
16 Thur.	vs. USC NCAA 1st Four	truTV	L, 75-71	

ALL GAMES ARE EASTERN TIME AND SUBJECT TO CHANGE
- Gavitt Tipoff Games
^ - Emerald Coast Classic
* - BIG EAST Game
HOME GAMES IN BOLD CAPS

BROADCAST INFORMATION

Television Broadcast: NA

Radio Broadcast: WEEI 103.7 FM
John Rooke (play-by-play) & Joe Hassett (analyst)

Internet Broadcast: Friars.com (live audio broadcast)

GENERAL INFORMATION

Location:	Providence, R.I. 02918
Founded:	1917
Enrollment:	3,897
President:	Rev. Brian J. Shanley, O.P.
Assoc. VP/Athletic Director:	Robert G. Driscoll, Jr.
Conference:	BIG EAST
Home Arena:	Dunkin' Donuts Center (12,410)
1st Yr of Basketball:	1926-27 (90 seasons)
All-Time Record:	1,424-954 (.600)
Years in NCAA Tournament:	19 times -- 2017 (last)
Years in NIT:	19 Times -- 2013 (last)
Head Coach:	Ed Cooley (Stonehill '94)
Career Record:	215-149/11 Seasons
Record at Providence:	123-80 (54-54)/Six Seasons
Assistant Coach:	Jeff Battle
Assistant Coach:	Brian Blaney
Assistant Coach:	Ivan Thomas
Coordinator of Basketball Operations:	Kevin Kurbec
Associate Director Player Development:	Nikola Knezevic
Associate AD for Media Relations:	Arthur Parks
Office Phone:	(401) 865-2759
Cell Phone:	(401) 378-7334
E-mail:	aparks@providence.edu
Website:	friars.com
Twitter:	@PCFriarsMBB @PCathletics
Facebook:	Facebook.com/FriarFaithful

2016-17 PROVIDENCE COLLEGE ROSTER

STARTERS	2016-17	POS	HT	WT	CL
NO. NAME	PTS/REB				
5 Rodney Bullock	15.7/6.4	F	6-8	225	JR
<i>Hampton, Va./Kecoughtan HS '13</i>					
11 Alpha Diallo	5.7/3.2	G	6-7	205	FR
<i>New York, N.Y./Brewster Academy '16</i>					
15 Emmitt Holt	12.5/5.4	F	6-7	230	JR
<i>Webster, N.Y./Indian Hills Community College '16</i>					
21 Jalen Lindsey	10.7/4.3	G	6-7	220	JR
<i>Murfreesboro, Tenn./Huntington Prep '14</i>					
24 Kyron Cartwright	11.4/6.7 apg	G	5-11	185	JR
<i>Compton, Calif./Compton HS '14</i>					
OFF THE BENCH					
2 Bryan Donovan	--/--	G	6-0	180	FR
<i>Gainseville, Fla./Bishop McGuinness '16</i>					
4 Maliek White	2.5/1.0	G	6-2	180	FR
<i>Richmond, Va./George Wythe High School '16</i>					
12 Casey Woodring	0.8/0.5	G	6-2	190	SR
<i>Darien, Conn./Cushing Academy '13</i>					
13 Kalif Young	3.2/3.2	F	6-9	250	FR
<i>Vaughan, Ontario/Orangeville Prep '16</i>					
22 Ricky Council II	0.6/0.6	G	6-5	200	SO
<i>Durham, N.C./Moravian Prep '15</i>					
25 Drew Edwards	3.0/0.6	G	6-4	190	SO
<i>Perry Hall, Md./Calvert Hall '15</i>					
34 Tom Planek	0.0/0.9	F	6-6	205	JR
<i>Oak Park, Ill./Fenwick HS</i>					
35 Ryan Fazekas	3.0/1.1	G	6-8	215	SO
<i>Chesterton, Ind./Marquette Catholic High School '15</i>					
44 Isaiah Jackson	5.6/2.4	G	6-6	212	SO
<i>Gainesville, Fla./The Villages Charter School</i>					
PRONUNCIATION GUIDE					
Fazekas - FA Zeek As					

How The Friars Got To The NCAA Tournament: The Providence College Friars earned an at-large bid to their 19th NCAA Tournament overall and fourth consecutive in 2016-17. The Friars finished the season with a 20-13 mark and a 10-8 record (third place) in BIG EAST play. Providence entered the NCAA Tournament as an 11 seed with a RPI of 56.

Friars All-Time In The NCAA Tournament: The Friars made their 19th appearance all-time in the NCAA Tournament in 2017. It was the Friars' fourth consecutive trip to the NCAA Tournament. The Friars, an 11th seed, were defeated in the First Four by Southern Cal, a 12 seed, 75-71, on March 15, 2017 in Dayton, Ohio. In 2016, the Friars were a No. 9 seed and posted a 1-1 mark after defeating Southern Cal, 70-69, in the First Round and losing to North Carolina, 85-66, in the Second Round at PNC Arena in Raleigh, N.C. In 2015, the Friars were a No. 6 seed and were defeated by No. 11 seed Dayton, 66-53, at Nationwide Arena in Columbus, Ohio in the Second Round. In 2014, as an 11 seed, the Friars were defeated in the Second Round of the NCAA Tournament by No. 6 seed North Carolina, 79-77, at the AT&T Center in San Antonio, Texas. The Friars have posted a 15-20 mark all-time in NCAA Tournament play. The team has made two trips to the Final Four (1973 and 1987), four appearances in the Elite Eight (1965, 1973, 1987 and 1997) and five trips to the Sweet Sixteen (1965, 1973, 1974, 1987 and 1997).



NCAA Tournament Record Book: 18 Appearances (15-20)

Villanova 77 - Providence 66 (3-9-64)
 Providence 91 - West Virginia 67 (3-8-65)
 Providence 81 - St. Joseph's 73 OT (3-12-65)
 Princeton 109 - Providence 69 (3-13-65)
 St. Joseph's 65 - Providence 48 (3-7-66)
 Pennsylvania 76 - Providence 60 (3-17-72)
 Providence 89 - St. Joseph's 76 (3-10-73)
 Providence 87 - Pennsylvania 65 (3-15-73)
 Providence 103 - Maryland 89 (3-17-73)
 Memphis State 98 - Providence 85 (3-24-73)
 Indiana 97 - Providence 79 (3-26-73)
 Providence 84 - Pennsylvania 69 (3-10-74)
 North Carolina State 92 - Providence 78 (3-14-74)
 Providence 95 - Furman 83 (3-16-74)
 Kansas State 87 - Providence 80 (3-12-77)

Michigan State 77 - Providence 63 (3-11-78)
 (6) Providence 90 - (11) Alabama-Birmingham 68 (3-12-87)
 (6) Providence 90 - (14) Austin Peay 87 OT (3-14-87)
 (6) Providence 103 - (2) Alabama 82 (3-19-87)
 (6) Providence 88 - (1) Georgetown 73 (3-21-87)
 (2) Syracuse 77 - (6) Providence 63 (3-28-87)
 (5) Virginia 100 - (12) Providence 97 (3-16-89)
 (8) Ohio State 84 - (9) Providence 83 OT (3-15-90)
 (9) Alabama 76 - (8) Providence 70 (3-17-94)
 (10) Providence 81 - (7) Marquette 59 (3-14-97)
 (10) Providence 98 - (2) Duke 87 (3-16-97)
 (10) Providence 71 - (14) UT-Chattanooga 65 (3-21-97)
 (4) Arizona 96 - (10) Providence 92 OT (3-23-97)
 (7) Penn State 69 - (10) Providence 59 (3-16-01)
 (12) Pacific 66 - (5) Providence 58 (3-19-04)
 (6) North Carolina 79 - (11) Providence 77 (3-21-14)
 (11) Dayton 66 - (6) Providence 53 (3-20-15)
 (9) Providence 70 - (8) Southern California 69 (3-17-16)
 (1) North Carolina 85 - (9) Providence 66 (3-19-16)

Team Superlatives

POINTS

Most: 103 vs. Maryland 3-17-73
 103 vs. Alabama 3-19-87
 Opponent: 109 by Princeton 3-13-65
 Fewest: 48 vs. St. Joseph's 3-7-66
 Opponent: 59 by Marquette 3-14-97
 High Half: 56 vs. Duke 3-16-97
 Opponent: 62 by Princeton 3-13-65
 Low Half: 19 vs. St. Joseph's 3-7-66
 Opponent: 27 - Marquette 3-14-97

FIELD GOALS

Most: 43 vs. Maryland 3-17-73
 Opponent: 41 - three times
 Most Attempts: 86 vs. Arizona 3-23-97
 Opponent: 94 by Furman 3-16-74
 Best Pct.: .688 (33-48) vs. Alabama 3-19-87
 Opponent: .683 (41-60) by Princeton 3-13-65
 Low Pct.: .339 (20-59) vs. Dayton 3-20-15
 Opponent: .337 by Pennsylvania 3-15-73

THREE POINT GOALS

Most: 14 vs. Alabama 3-19-87
 Opponent: 8 by Dayton 3-20-16; 8 by Duke 3-16-97
 8 by Alabama 3-17-94
 8 by Penn State 3-16-01
 Most Attempts: 26 vs. Dayton 3-20-15
 Opponent: 23 by Alabama 3-19-87
 Best Pct.: .700 (14-20) vs. Alabama 3-19-87
 Opponent: .700 (7-10) by Virginia 3-16-89
 Low Pct.: .214 (3-14) vs. Penn State 3-16-01
 Opponent: .154 by Alabama-Birmingham 3-12-87

FREE THROWS

Most: 33 vs. Georgetown 3-21-87
 Opponent: 27 by Arizona 3-23-97
 27 by Princeton 3-13-97
 Most Attempts: 38 vs. Georgetown 3-21-87
 Opponent: 44 by Syracuse 3-28-87
 Best Pct.: .923 (12-13) vs. Pennsylvania 3-10-74
 Opponent: .905 (19-21) by North Carolina 3-19-16
 Low Pct.: .429 (3-7) vs. Dayton 3-20-15
 Opponent: .417 (5-12) by UT-Chattanooga 3-21-97

MISCELLANEOUS

Most Rebounds: 50 vs. Arizona 3-23-97
 Opponent: 55 - Twice
 Most Assists: 24 vs. Pennsylvania 3-10-74
 24 vs. Alabama 3-19-87
 Opponent: 24 - Twice
 Most Steals: 19 vs. Austin Peay 3-14-87
 Opponent: 12 by North Carolina State 3-14-74
 Most Blocks: 10 vs. Georgetown 3-21-87
 Opponent: 6 - Three times
 Most Turnovers: 21 vs. Austin Peay 3-14-87
 Opponent: 24 by Austin Peay 3-14-87
 Fewest Turnovers: 6 vs. South California 3-17-16
 Opponent: 7 by Pennsylvania 3-15-73

Individual Superlatives

POINTS

Most: 39 Austin Croshere vs. Marquette 3-14-97
 Opponent: 41 Bill Bradley (Princeton) 3-13-65

FIELD GOALS

Most: 15 Ernie DiGregorio vs. Memphis State 3-24-73
 Opponent: 16 David Thompson (North Carolina State) 3-14-74
 Most Attempts: 36 Ernie DiGregorio vs. Memphis State 3-24-73
 Opponent: 29 - Twice
 Best Pct.: 1.000 (10-10) Marvin Barnes vs. Pennsylvania 3-15-73
 1.000 (6-6) Darryl Wright vs. Georgetown 3-21-87
 Opponent: .900 (9-10) - Twice

THREE POINT GOALS

Most: 6 Billy Donovan vs. Alabama-Birmingham 3-12-87
 6 Ernie Lewis vs. Austin Peay 3-14-87
 Opponent: 5 Marvin Orange (Alabama) 3-17-94
 Most Attempts: 14 Ernie Lewis vs. Austin Peay 3-14-87
 Opponent: 9 - Three times
 Best Pct.: 1.000 (4-4) Darryl Wright vs. Georgetown 3-21-87
 Opponent: 1.000 (4-4) John Crotty (Virginia) 3-16-89

FREE THROWS

Most: 16 Billy Donovan vs. Georgetown 3-21-87
 Opponent: 16 Miles Simon (Arizona) 3-23-97
 Best Pct.: 1.000 (15-15) Austin Croshere vs. Marquette 3-14-97
 Opponent: 1.000 - Eight times

MISCELLANEOUS

Most Rebounds: 21 Marvin Barnes vs. Furman 3-16-74
 Opponent: 24 Tom Bursleson (North Carolina State) 3-14-74
 Most Assists: 12 Billy Donovan vs. Alabama-Birmingham 3-12-87
 Opponent: 10 John Crotty (Virginia) 3-16-89
 Most Steals: 7 Delray Brooks vs. Austin Peay 3-14-87
 Opponent: 5 - Kyle Davis (Dayton) 3-20-15
 Most Blocks: 7 Steve Wright vs. Georgetown 3-21-87
 Opponent: 4 - Twice
 Most Turnovers: 8 Billy Donovan vs. Alabama-Birmingham 3-12-87
 Opponent: 6 - Five times

The NCAA first used seeds for all teams in 1979.

The NCAA Tournament Record Books

East Region

Highest Field Goal Percentage: 1.000 (10-10) Marvin Barnes vs. Pennsylvania, Philadelphia, Pa., 3-15-73

Southeast Region

Most Steals: 7 Delray Brooks vs. Austin Peay, Birmingham, Ala., 3-14-87
 Most Three-Point Goals: 14 (22 att.), PC vs. Alabama, Louisville, Ky., 3-19-87
 Most Blocked Shots: 10, PC vs. Georgetown, Louisville, Ky., 3-21-87
 Most Steals: 19, PC vs. Austin Peay, Birmingham, Ala., 3-14-87

Final Four

Most Personal Fouls: 33, PC vs. Syracuse, New Orleans, La., 3-28-87



NCAA: 18 Appearances

15 Wins, 20 Losses

2 Final Fours

4 Elite Eights

5 Sweet Sixteens

1963-64	NCAA (0-1) First Round
1964-65	NCAA (2-1) Elite Eight - Eastern Regional
1965-66	NCAA (0-1) First Round
1971-72	NCAA (0-1) First Round
1972-73	NCAA (3-2) Final Four (Fourth)
1973-74	NCAA (2-1) Sweet 16 - Eastern Regional
1976-77	NCAA (0-1) First Round
1977-78	NCAA (0-1) First Round
1986-87	NCAA (4-1) Final Four
1988-89	NCAA (0-1) First Round
1989-90	NCAA (0-1) First Round
1993-94	NCAA (0-1) First Round
1996-97	NCAA (3-1) Elite Eight
2000-01	NCAA (0-1) First Round
2003-04	NCAA (0-1) First Round
2013-14	NCAA (0-1) Second Round
2014-15	NCAA (0-1) Second Round
2015-16	NCAA (1-1) Second Round
2016-17	NCAA (0-1) First Round

Friars vs. Seeds in the NCAA Tournament

* since tournament expanded to 64 teams in 1985

* since 1985 Providence owns a 8-10 record

vs. 1 seed 1-2
vs. 2 seed 2-1
vs. 3 seed 0-0
vs. 4 seed 0-0
vs. 5 seed 0-1
vs. 6 seed 0-1
vs. 7 seed 1-0
vs. 8 seed 1-1
vs. 9 seed 0-1
vs. 10 seed 0-2
vs. 11 seed 1-2
vs. 12 seed 0-2
vs. 13 seed 0-0
vs. 14 seed 2-0
vs. 15 seed 0-0
vs. 16 seed 0-0

8-13

Friars vs. NCAA Opponents as higher seed

* since tournament expanded to 64 teams in 1985

3-4

Friars vs. NCAA Opponents as lower seed

* since tournament expanded to 64 teams in 1985

5-7

Friars record in the NCAA by seed

* since tournament expanded to 64 teams in 1985

Friars as a No. 5 seed 0-1
Friars as a No. 6 seed 4-2
Friars as a No. 8 seed 0-1
Friars as a No. 9 seed 1-2
Friars as a No. 10 seed 3-2
Friars as a No. 11 seed 0-2
Friars as a No. 12 seed 0-1

8-11

1963-64 NCAA First Round
(Palestra - Philadelphia, Pa.)
Villanova 77, Providence 66 (3-9-64)

1964-65 NCAA First Round
(Palestra - Philadelphia, Pa.)
Providence 91, West Virginia 67 (3-8-65)

1964-65 NCAA Eastern Regional
(Univ. of Maryland - College Park, Md.)
Providence 81, St. Joseph's 73 OT (3-12-65)
Princeton 109, Providence 69 (3-13-65)

1965-66 NCAA First Round
(Virginia Tech University - Blacksburg, Va.)
St. Joseph's 65, Providence 48 (3-7-66)

1971-72 NCAA First Round
(St. John's University - Queens, N.Y.)
Pennsylvania 76, Providence 60 (3-11-72)

1972-73 NCAA First Round
(St. John's University - Queens, N.Y.)
Providence 89, St. Joseph's 76 (3-10-76)

1972-73 NCAA Eastern Regional
(Charlotte Coliseum - Charlotte, N.C.)
CHAMPIONS
Providence 87, Pennsylvania 65 (3-15-73)
Providence 103, Maryland 89 (3-17-73)

1972-73 NCAA Final Four
(St. Louis Arena - St. Louis, Mo.)
Memphis State 98, Providence (3-24-73)
Indiana 97, Providence 79 (3-26-73)

1973-74 NCAA First Round
(St. John's University - Queens, N.Y.)
Providence 84, Pennsylvania 69 (3-10-74)

1973-74 NCAA Eastern Regional
(Raleigh, N.C.)
North Carolina State 92, Providence 78 (3-14-74)
Providence 95, Furman 83 (3-16-74)

1976-77 NCAA First Round
(University of Oklahoma - Norman, Okla.)
Kansas State 87, Providence 80 (3-12-77)

1977-78 NCAA First Round
(Market Square Arena - Indianapolis, Ind.)
Michigan State 77, Providence 63 (3-11-78)

1986-87 NCAA First/Second Round
(Birmingham, Ala.)
Providence 90, Alabama-Birmingham 68 (3-12-87)
Providence 90, Austin Peay 87 OT (3-14-87)

1986-87 NCAA Southeast Regional
(Louisville, Ky.)
CHAMPIONS
Providence 103, Alabama 82 (3-19-87)
Providence 88, Georgetown 73 (3-21-87)

1986-87 NCAA Final Four
(Superdome - New Orleans, La.)
Syracuse 77, Providence 63 (3-28-87)

1988-89 NCAA First Round
(Vanderbilt University - Nashville, Tenn.)
Virginia 100, Providence 97 (3-16-89)

1989-90 NCAA First Round
(University of Utah - Salt Lake City, Utah)
Ohio State 84, Providence 83 OT (3-15-90)

1993-94 NCAA First Round
(Rupp Arena - Lexington Kentucky)
Alabama 76, Providence 70 (3-17-94)

1996-97 NCAA First/Second Round
(Charlotte Coliseum - Charlotte, North Carolina)
Providence 81, Marquette 59 (3-14-97)
Providence 98, Duke 87 (3-16-97)

1996-97 NCAA Southeast Regional
(Birmingham-Jefferson Civic Center - Birmingham, Ala.)
Providence 71, Tennessee-Chattanooga 65 (3-21-97)
Arizona 96, Providence 92 OT (3-23-97)

2000-01 NCAA First Round
(Superdome - New Orleans, La.)
Penn State 69, Providence 59 (3-16-01)

2003-04 NCAA First Round
(Kemper Arena - Kansas City, Mo.)
#12 Pacific 66, #5 Providence 58 (3-19-04)

2013-14 NCAA Second Round
(AT&T Center - San Antonio, Texas)
#6 North Carolina 79, #11 Providence 77 (3-21-14)

2014-15 NCAA Second Round
(Nationwide Arena - Columbus, Ohio)
#11 Dayton 66, #6 Providence 53 (3-20-15)

2015-16 NCAA First Round
(PNC Arena - Raleigh, N.C.)
#9 Providence 70, #8 USC 69 (3-17-16)
#1 North Carolina 85, #9 Providence 66 (3-19-16)

2016-17 NCAA First Four
(UD Arena - Dayton, Ohio)
#11 USC 75, #11 Providence 71 (3-15-17)

FRIARS ALL-TIME VERSUS 2016-17 NCAA TOURNAMENT FIELD

Team	Overall	NCAA	2016-17
Arizona	3-3	0-1	0-0
Arkansas	2-1	0-0	0-0
Baylor	0-2	0-0	0-0
Bucknell	1-0	0-0	0-0
Butler	7-2	0-0	1-1
Cincinnati	5-5	0-0	0-0
Creighton	13-7	0-0	1-2
Dayton	2-6	0-1	0-0
Duke	1-1	1-0	0-0
East Tennessee St.	0-0	0-0	0-0
Florida	0-4	0-0	0-0
Florida Gulf Coast	0-0	0-0	0-0
Florida State	2-1	0-0	0-0
Gonzaga	2-0	0-0	0-0
Iona	1-3	0-0	0-0
Iowa State	0-1	0-0	0-0
Jacksonville State	0-0	0-0	0-0
Kansas	0-0	0-0	0-0
Kansas State	0-1	0-1	0-0
Kent State	0-0	0-0	0-0
Kentucky	0-3	0-0	0-0
Louisville	6-12	0-0	0-0
Marquette	6-16	1-0	2-0
Maryland	1-2	1-0	0-0
Miami	16-15	1-1	0-0
Michigan	2-0	0-0	0-0
Michigan State	0-4	0-1	0-0
Middle Tennessee	0-1	0-0	0-0
Minnesota	0-2	0-0	0-0
Mount St. Mary	2-0	0-0	0-0
N. Kentucky	0-0	0-0	0-0
NC Central	0-0	0-0	0-0
Nevada	0-1	0-0	0-0
New Mexico State	0-0	0-0	0-0
New Orleans	0-0	0-0	0-0
North Carolina	1-4	0-2	0-0
North Dakota	0-0	0-0	0-0
Northwestern	2-0	0-0	0-0
Notre Dame	11-16	0-0	0-0
Oklahoma State	1-2	0-0	0-0
Oregon	2-1	0-0	0-0
Princeton	1-2	0-1	0-0
Purdue	2-5	0-0	0-0
Rhode Island	72-54	0-0	1-0
Saint Mary's	1-1	0-0	0-0
Seton Hall	52-47	0-0	1-1
SMU	0-0	0-0	0-0
South Carolina	5-3	0-0	0-0
South Dakota State	0-0	0-0	0-0
Texas Southern	0-0	0-0	0-0
Troy	0-0	0-0	0-0
UC Davis	0-0	0-0	0-0
UCLA	0-2	0-0	0-0
UNC Wilmington	0-0	0-0	0-0
USC	2-1	1-1	0-1
Vanderbilt	1-1	0-0	0-0
VCU	1-0	0-0	0-0
Vermont	7-0	0-1	1-0
Villanova	38-61	0-1	0-2
Virginia	3-4	0-1	0-1
Virginia Tech	4-5	0-0	0-0
Wake Forest	0-1	0-0	0-0
West Virginia	11-17	1-0	0-0
Wichita State	0-2	0-0	0-0
Winthrop	0-1	0-0	0-0
Wisconsin	3-1	0-0	0-0
Xavier	4-5	0-0	1-1
	296-330	6-12	8-9



BIG EAST MEN'S BASKETBALL TOURNAMENT

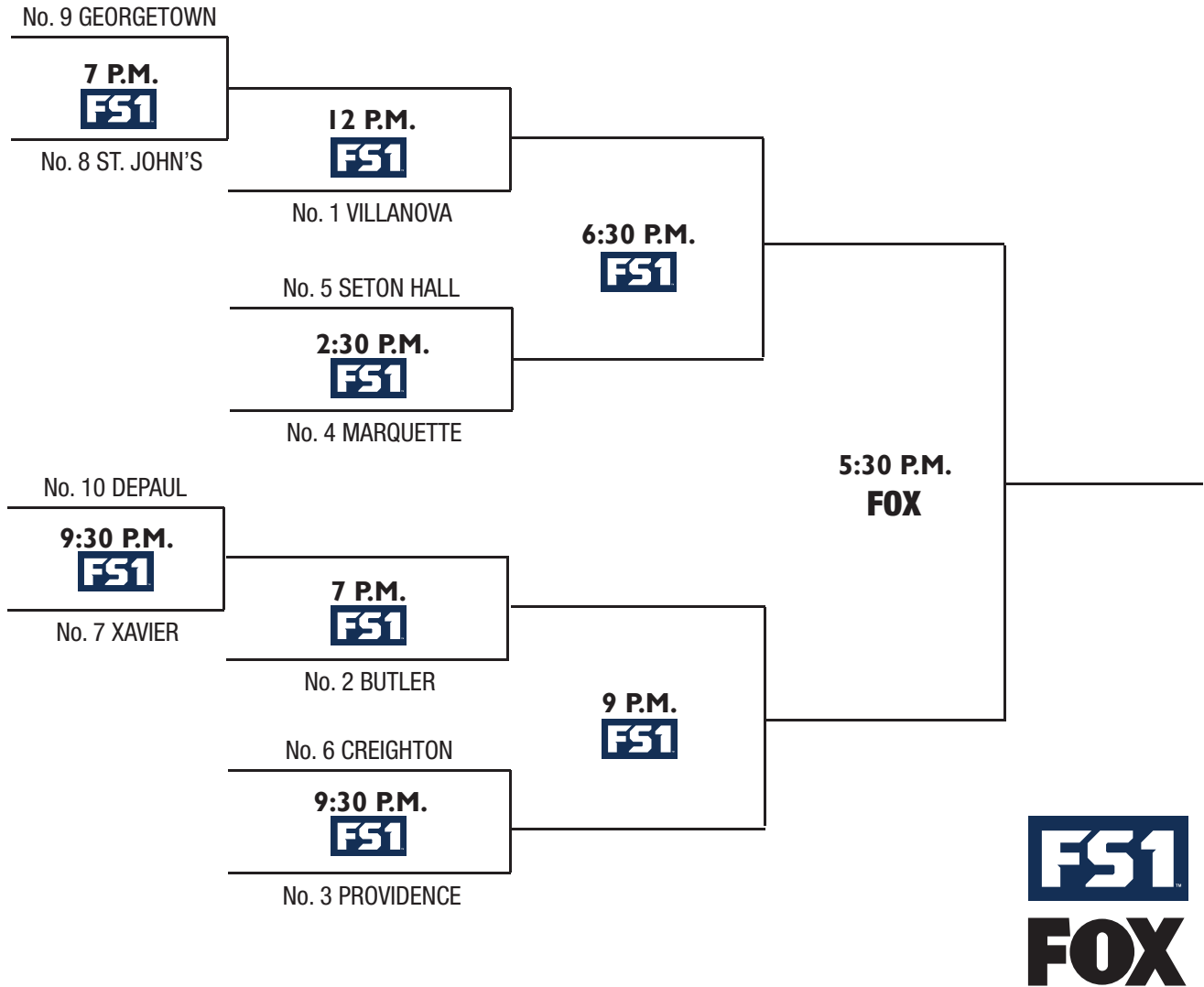
March 8-11 • Madison Square Garden • New York City

FIRST ROUND
Wednesday
March 8

QUARTERFINALS
Thursday
March 9

SEMIFINALS
Friday
March 10

FINAL
Saturday
March 11





REGULAR SEASON PROVIDENCE RECORD		BIG EAST TOURNAMENT PROVIDENCE			OPPONENT		TOURNAMENT SITE
1979-80	0-6	(7th)	PC 44	Vs.	(2nd)	St. John's	48 Providence Civic Center
1980-81	3-11	(8th)	PC 67 PC 49	Vs. Vs.	(1st) (4th)	BOSTON COLLEGE Villanova (OT)	65 58 Carrier Dome
1981-82	2-12	(7th)	PC 48	Vs.	(2nd)	Georgetown	62 Hartford Civic Center
1982-83	4-12	(8th)	PC 64	Vs.	(9th)	Seton Hall	73 Madison Square Garden
1983-84	5-11	(8th)	PC 59 PC 50	Vs. Vs.	(9th) (1st)	SETON HALL Georgetown	55 70 Madison Square Garden
1984-85	3-13	(8th)	PC 77 PC 62	Vs. Vs.	(9th) (1st)	SETON HALL (OT) St. John's	75 90 Madison Square Garden
1985-86	7-9	(5th)	PC 63	Vs.	(4th)	Villanova	75 Madison Square Garden
1986-87	10-6	(4th)	PC 80 PC 66	Vs. Vs.	(5th) (1st)	ST. JOHN'S Georgetown	51 84 Madison Square Garden
1987-88	5-11	(8th)	PC 62	Vs.	(9th)	Connecticut	75 Madison Square Garden
1988-89	7-9	(6th)	PC 76	Vs.	(3rd)	Syracuse	79 Madison Square Garden
1989-90	8-8	(6th)	PC 77	Vs.	(3rd)	Georgetown	78 Madison Square Garden
1990-91	7-9	(7th)	PC 72 PC 55	Vs. Vs.	(2nd) (6th)	ST. JOHN'S Georgetown	64 71 Madison Square Garden
1991-92	6-12	(9th)	PC 68	Vs.	(8th)	Boston College	78 Madison Square Garden
1992-93	9-9	(5th)	PC 73 PC 60	Vs. Vs.	(4th) (1st)	CONNECTICUT Seton Hall	55 69 Madison Square Garden
1993-94	10-8	(4th)	PC 77 PC 69 PC 74	Vs. Vs. Vs.	(5th) (1st) (6th)	VILLANOVA CONNECTICUT GEORGETOWN	66 67 64 Madison Square Garden
1994-95	7-11	(6th)	PC 71 PC 75	Vs. Vs.	(3rd) (2nd)	SYRACUSE Villanova	69 90 Madison Square Garden
1995-96	9-9	(6th)	PC 80 PC 68	Vs. Vs.	(11th) (3rd)	St. John's Villanova	72 78 Madison Square Garden
1996-97	10-8	(4th)	PC 77 PC 76 PC 63	Vs. Vs. Vs.	(13th) (5th) (1st)	RUTGERS WEST VIRGINIA Villanova	56 69 73 Madison Square Garden
1997-98	7-11	(8th)	PC 72 PC 55	Vs. Vs.	(9th) (1st)	NOTRE DAME Connecticut	55 64 Madison Square Garden
1998-99	9-9	(7th)	PC 66	Vs.	(10th)	Georgetown	68 Madison Square Garden
1999-00	4-12	(12th)	PC 65	Vs.	(5th)	Seton Hall	85 Madison Square Garden
2000-01	11-5	(2nd)	PC 54	Vs.	(3rd)	Syracuse	55 Madison Square Garden
2001-02	6-10	(6th)	PC 67	Vs.	(3rd)	Georgetown	68 Madison Square Garden
2002-03	8-8	(3rd)	PC 73 PC 59	Vs. Vs.	(6th) (2nd)	WEST VIRGINIA Pittsburgh	50 67 Madison Square Garden
2003-04	11-5	(3rd)	PC 66	Vs.	(11th)	Villanova	69 Madison Square Garden
2004-05	4-12	(9th)	PC 59	Vs.	(8th)	West Virginia	82 Madison Square Garden
2006-07	8-8	(10th)	PC 79	Vs.	(7th)	West Virginia	92 Madison Square Garden
2007-08	6-12	(12th)	PC 53	Vs.	(5th)	West Virginia	58 Madison Square Garden
2008-09	10-8	(8th)	PC 83 PC 55	Vs. Vs.	(16th) (1st)	DEPAUL Louisville	74 73 Madison Square Garden
2009-10	4-14	(15th)	PC 106	Vs.	(10th)	Seton Hall	109 Madison Square Garden
2010-11	4-14	(14th)	PC 66	Vs.	(11th)	Marquette	87 Madison Square Garden
2011-12	4-14	(15th)	PC 47	Vs.	(10th)	Seton Hall	79 Madison Square Garden
2012-13	9-9	(8th)	PC 44	Vs.	(9th)	Cincinnati	61 Madison Square Garden
2013-14	10-8	(4th)	PC 79 PC 80 PC 65	Vs. Vs. Vs.	(5th) (8th) (2nd)	ST. JOHN'S SETON HALL CREIGHTON	74 74 58 Madison Square Garden Madison Square Garden Madison Square Garden
2014-15	11-7	(4th)	PC 74 PC 61	Vs. Vs.	(5th) (1st)	ST. JOHN'S Villanova	57 63 Madison Square Garden Madison Square Garden
2015-16	10-8	(4th)	PC 74 PC 68	Vs. Vs.	(5th) (1st)	BUTLER Villanova	60 76 Madison Square Garden Madison Square Garden
2016-17	10-8	(3rd)	PC 58	Vs.	(6th)	Creighton	70 Madison Square Garden



PROVIDENCE VS. LEAGUE TEAMS IN THE BIG EAST TOURNAMENT (21-34, .382)

Boston College (1-1)
 Butler (1-0)
 Cincinnati (0-1)
 Connecticut (2-2)
 Creighton (1-1)
 DePaul (1-0)
 Georgetown (1-7)
 Louisville (0-1)
 Marquette (0-1)
 Notre Dame (1-0)
 Pittsburgh (0-1)
 Rutgers (1-0)
 St. John's (5-2)
 Seton Hall (3-5)
 Syracuse (1-2)
 Villanova (1-8)
 West Virginia (2-3)

FRIARS ON ALL-BIG EAST TEAMS

First Team (16)

Ben Bentil 2016
 Kris Dunn, 2015 & 2016
 LaDontae Henton, 2015
 Bryce Cotton, 2013 & 2014
 Marshon Brooks, 2011
 Herbert Hill, 2007
 Ryan Gomes, 2004 & 2005
 Jamel Thomas, 1999
 Austin Croshere, 1997
 Eric Williams, 1995
 Eric Murdock, 1991
 Billy Donovan, 1987
 Otis Thorpe, 1984

Second Team (11)

Kyron Cartwright, 2017
 Rodney Bullock, 2017
 Kadeem Batts, 2014
 Ryan Gomes, 2003
 John Linehan, 2001 & 2002
 Donnie McGrath, 2006
 Jamel Thomas, 1998
 Michael Smith, 1993 & 1994
 Carlton Screen, 1990

Third Team (9)

Vincent Council, 2012
 Derrick Brown, 1997
 Austin Croshere, 1996
 Marquis Bragg, 1992
 Michael Smith, 1992
 Marty Conlon, 1990
 Eric Murdock, 1989
 Steve Wright, 1988
 Billy Donovan, 1986

Honorable Mention (2)

Jamine Peterson, 2010
 Kadeem Batts, 2013

Rookie Team (12)

LaDontae Henton, 2012
 Vincent Council, 2009
 Sharaud Curry, 2006
 Geoff McDermott, 2006
 Donnie McGrath, 2003
 Ryan Gomes, 2002
 God Shammgod, 1996
 Michael Brown, 1993
 Michael Smith, 1992
 Eric Murdock, 1988
 Otis Thorpe, 1981

Defensive Player of the Year

Kris Dunn, 2015 & 2016
 John Linehan, 2001 & 2002

Most Improved Player

Kyron Cartwright, 2017
 Ben Bentil, 2016
 Kadeem Batts, 2013
 Herbert Hill, 2007

FRIARS ON BIG EAST ALL-TOURNEY TEAM

Kris Dunn, 2016
 Bryce Cotton, 2014 (Dave Gavitt Trophy -Tourn. MOP)
 LaDontae Henton, 2014
 Austin Croshere, 1995
 Michael Smith, 1994 (Dave Gavitt Trophy -Tourn. MOP)
 LaDontae Henton, 2014
 Dickey Simpkins, 1994, 1993
 Eric Murdock, 1991
 Billy Donovan, 1987

PROVIDENCE COLLEGE COACHES' RECORDS IN BIG EAST TOURNAMENT

Gary Walters	1980-81	1-2
Joe Mullaney	1982-85	2-4
Rick Pitino	1986-87	1-2
Gordon Chiesa	1988	0-1
Rick Barnes	1989-94	5-5
Pete Gillen	1995-98	5-4
Tim Welsh	1999-2008	1-9
Keno Davis	2008-2011	1-3
Ed Cooley	2012-Present	5-5

FRIARS VS. SEEDS IN THE BIG EAST TOURNAMENT

vs. #1: (2-9)
 vs. #2: (2-3)
 vs. #3: (1-6)
 vs. #4: (0-2)
 vs. #5: (7-2)
 vs. #6: (1-2)
 vs. #7: (0-0)
 vs. #8: (1-2)
 vs. #9: (3-3)
 vs. #10: (0-2)
 vs. #11: (1-3)
 vs. #12: (0-0)
 vs. #13 (1-0)
 vs. #14 (0-0)
 vs. #15 (0-0)
 vs. #16 (1-0)

FRIAR REGULAR SEASON FINISHES (1979-17)

First - 0
 Second - 1 (2001#)
 Third - 3 (2003#, 2004, 2017*)
 Fourth - 6 (1987*, 1993, 1994*, 1997, 2014, 2015, 2016)
 Fifth - 3 (1986, 1989*, 1990*)2017*
 Sixth - 4 (1995*, 1996, 1999*, 2002#)
 Seventh - 5 (1980, 1982*, 1983, 1991*, 2009*)
 Eighth - 6 (1981, 1984*, 1985, 1988, 1998, 2013)
 Ninth - 2 (1992, 2005)
 Tenth - 1 (2007)
 Twelfth - 2 (2000, 2008*)
 Thirteenth - 1 (2006)
 Fourteenth - 1 (2011)
 Fifteenth - 2 (2010, 2012)
 * TIES, # East Division

FRIAR REGULAR SEASON FINISHES (1979-17)

1979-80	Seventh	(Seven Teams)
1980-81	Eighth	(Eight Teams)
1981-82	Seventh*	(Eight Teams)
1982-83	Eighth	(Nine Teams)
1983-84	Seventh *	(Nine Teams)
1984-85	Eighth	(Nine Teams)
1985-86	Fifth	(Nine Teams)
1986-87	Fourth *	(Nine Teams)
1987-88	Eighth	(Nine Teams)
1988-89	Fifth *	(Nine Teams)
1989-90	Fifth *	(Nine Teams)
1990-91	Seventh *	(Nine Teams)
1991-92	Ninth	(10 Teams)
1992-93	Fourth	(10 Teams)
1993-94	Fourth *	(10 Teams)
1994-95	Sixth *	(10 Teams)
1995-96	Sixth	(13 Teams)
1996-97	Fourth	(13 Teams)
1997-98	Eighth	(13 Teams)
1998-99	Sixth*	(13 Teams)
1999-00	Twelfth	(13 Teams)
2000-01	Second#	(14 Teams/2 Divisions)
2001-02	Sixth#	(14 Teams/2 Divisions)
2002-03	Third#	(14 Teams/2 Divisions)
2003-04	Third	(14 Teams)
2004-05	Ninth	(12 Teams)
2005-06	Thirteenth *	(16 Teams)
2006-07	Tenth	(16 Teams)
2007-08	Twelfth *	(16 Teams)
2008-09	Seventh *	(16 Teams)
2009-10	Fifteenth	(16 Teams)
2010-11	Fourteenth	(16 Teams)
2011-12	Fifteenth	(16 Teams)
2012-13	Eighth*	(14 Teams)
2013-14	Fourth	(10 Teams)
2014-15	Fourth	(10 Teams)
2015-16	Fourth	(10 Teams)
2016-17	Third *	(10 Teams)

#East Division, *Tied

**TEAM SUPERLATIVES****POINTS**

Most: 106 - vs. Seton Hall 3-9-10
 Opponent: 109 by Seton Hall 3-9-10
 Fewest: 44 vs. St. John's 2-28-80, vs. Cincinnati 3-13-13
 Opponent: 48 by St. John's 2-28-80
 High Half: 67 vs. Seton Hall 3-9-10
 Opponent: 55 by Seton Hall 3-9-10
 Low Half: 17 vs. Villanova 3-6-81, Syracuse 3-8-01
 Opponent: 17 by Creighton 3-15-14

FIELD GOALS

Most: 37 - vs. Seton Hall 3-9-10
 Opponent: 36 by Seton Hall 3-9-10
 Most Attempts: 79 vs. Seton Hall 3-9-10
 Opponent: 70 by Syracuse 3-10-89
 Best Percentage: .558 (29-52) vs. Connecticut 3-12-93
 Opponent: .609 (28-46) by Seton Hall 3-9-83
 Low Percentage: .241 (7-29) vs. Syracuse 3-8-01
 Opponent: .278 (15-54) vs. Rutgers 3-5-97
 High Half: .625 (15-24) vs. Rutgers 3-5-97
 Opponent: .895 (17-19) by Georgetown 3-9-91
 Low Half: .250 (8-32) vs. Georgetown 3-9-91
 Opponent: .231 (6-26) by St. John's 3-6-87

THREE POINT FIELD GOALS

Most: 13 - vs. Marquette 3-8-11
 Opponent: 17 by West Virginia 3-7-07
 Most Attempts: 30 vs. Marquette 3-8-11
 Opponent: 31 Twice
 Best Percentage: .625 (10-16) vs. West Virginia 3-7-07
 Opponent: .571 (4-7) by Boston College 3-12-92
 Low Percentage: .000 (0-7) vs. Seton Hall 3-13-93
 Opponent: .000 (0-9) by St. John's 3-6-87*

FREE THROWS

Most: 38 vs. Georgetown 3-13-94
 Opponent: 34 by Boston College 3-12-92
 Most Attempts: 52 vs. Georgetown 3-13-94
 Opponent: 47 by Boston College 3-12-92
 Best Percentage: 1.000 (9-9) vs. West Virginia 3-7-07
 Opponent: 1.000 (8-8) by Villanova 3-6-81
 Low Percentage: .338 (3-8) vs. Butler 3-10-16
 Opponent: .421 (8-19) by Georgetown 3-4-82

MISCELLANEOUS

Most Rebounds: 49 vs. Seton Hall 3-13-14
 49 vs. St. John's 3-12-15
 Opponent: 48 by St. John's 2-28-80
 Most Assists: 25 vs. Seton Hall 3-6-85
 Opponent: 23 by Twice
 Most Steals: 19 vs. Georgetown 3-6-02
 Opponent: 18 by Seton Hall 3-13-93
 Most Blocks: 6 vs. Butler 3-10-16
 Opponent: 10 by Georgetown 3-9-90
 Most Turnovers: 26 vs. Louisville 3-12-09
 Opponent: 27 by Georgetown 3-2-02
 Fewest Turnovers: 5 vs. Georgetown 3-9-91
 Opponent: 7 by Seton Hall 3-14-14

INDIVIDUAL SUPERLATIVES**POINTS**

Most: 38 Ben Bentil vs. Butler 3-10-16
 38 Jamine Peterson vs. Seton Hall 3-9-10
 Half: 26 Billy Donovan vs. St. John's 3-6-87*
 Opponent: 32 Andre McCloud (Seton Hall) 3-6-85

FIELD GOALS

Most: 16 Ben Bentil vs. Butler 3-10-16
 Opponent: 13 Andre McCloud (Seton Hall) 3-6-85
 Most Attempts: 26 Jamine Peterson vs. Seton Hall 3-9-10
 Opponent: 24 by Will Walker (DePaul) 3-11-09
 Best Percentage: .909 (10-11) Rob Phelps vs. Connecticut 3-12-94
 Opponent: .857 (6-7) by Perry MacDonald (Georgetown) 3-7-87

THREE POINT FIELD GOALS

Most: 5 Ben Bentil vs. Butler 3-10-16
 5 Donnie McGrath vs. Pittsburgh 3-13-03
 5 Sheiku Kabba vs. Villanova 3-11-04
 5 Sharaud Curry vs. DePaul 3-11-09
 Opponent: 6 Will Walker 3-11-09
 Most Attempts: 10 Erik Murdock vs. Georgetown 3-9-90
 Opponent: 13 Will Walker 3-11-09
 Best Percentage: 1.000 (3-3) Rob Phelps vs. Connecticut 3-12-94
 Opponent: 1.000 (4-4) Seton Hall 3-9-10

FREE THROWS

Most: 11 Rich Hunger vs. Boston College 3-5-81
 Opponent: 13 Shelton Jones (St. John's) 3-6-87
 13 Jason Lawson (Villanova) 3-7-96
 Most Attempts: 13 Hunger vs. Boston College 3-5-81
 Opponent: 17 Shelton Jones (St. John's) 3-6-87
 Best Percentage: 1.000 (9-9) Derrick Brown vs. Villanova 3-7-96
 1.000 (6-6) Weyinmi Efejuku vs. Louisville 3-12-09
 1.000 (5-5) Ryan Gomes vs. West Virginia 3-9-05
 Opponent: 1.000 (8-8) - Three times
 1.000 (4-4) Terrence Williams (Louisville) 3-12-09

MISCELLANEOUS

Most Rebounds: 20 Otis Thorpe vs. Seton Hall 3-7-84
 Opponent: 15 - Damone Brown (Syracuse) 3-8-01
 Most Assists: 11 - Three times
 Opponent: 13 - Jordan Theodore (Seton Hall) 3-6-12
 Most Steals: 7 Eric Murdock vs. St. John's 3-8-91*
 7 John Linehan vs. Georgetown 3-3-99*
 Opponent: 7 Chris Mullin (St. John's) 3-7-85
 Most Blocks: 4 Austin Croshere vs. West Virginia 3-6-97
 Opponent: 6 Dikembe Mutombo (Georgetown) 3-9-90
 Most Turnovers: 8 - Three times
 Opponent: 7 Mark Bryant (Seton Hall) 3-6-85
 7 Kevin Braswell (Georgetown) 3-2-02
 7 Mike Sweetney (Georgetown) 3-2-02



Last Time Two Teams Met In Consecutive Years In Opening Round: In 2016, the Friars and the Trojans met in the First Round of the NCAA Tournament in Raleigh, N.C. The last time two teams met in the opening round of the NCAA Tournament in consecutive seasons was in 2008 and 2009 when BYU and Texas A&M played in consecutive seasons to open the NCAA Tournament.

The 2016-17 Season, How The Friars Got There: The Friars posted a 10-4 mark in non-conference action, which included wins over Vermont, Memphis and Rhode Island. In BIG EAST Conference play, Providence was picked ninth in the Preseason BIG EAST Coaches' Poll. The team started the BIG EAST season with a 1-4 mark and eventually the squad was 4-8 after 12 games. The Friars then ripped off six consecutive BIG EAST wins and finished tied for third with Marquette, Seton Hall and Creighton -- all with a 10-8 league mark. The Friars held the tiebreaker with those three other teams to earn the No. 3 seed in the BIG EAST Tournament. The team's six-game win streak ended in the BIG EAST Quarterfinals as the Friars were defeated by Creighton, 70-58. The Friars earned an at-large bid to the 2017 NCAA Tournament as they posted a 20-12 mark overall. The team entered the tournament with a RPI of 56 with a 6-8 mark versus top-50 RPI teams.

Friars Made Four Consecutive NCAA Tournament Appearances For The First Time Ever: In 2016-17, the Friars made their fourth consecutive trip to the NCAA Tournament. It marked the first time ever that the Friars have made four consecutive NCAA Tournament appearances. The team advanced to the NCAA Tournament in each of the previous three seasons (2014, 2015 and 2016). Providence had three consecutive trips to the NCAA Tournament three times in the history of Friar basketball (1964-66, 1972-74 and 2014-16).

Friars Joined 18 Other Teams Having Made At Least Four Consecutive NCAA Tourney Appearances: In 2016-17, the Friars were one of 19 teams that made four or more consecutive appearances in the NCAA Tournament. The other 18 teams are North Carolina, Villanova, Wisconsin, Virginia, Baylor, Duke, Gonzaga, Xavier, VCU, Arizona, Kansas, Michigan State, Iowa State, Oregon, Cincinnati, Dayton, Wichita State and Kentucky.

Cooley And Friars Have Made Five Straight Post Season Appearances: In 2016-17, Head Coach Ed Cooley brought the Friars to their fifth straight post-season appearance for the first time since 1993-97. When Cooley was hired in 2011, the Friars had finished under .500 in six of the 10 previous seasons and had been to just one NCAA Tournament (2004) in that 10-year span. In 2017, the Friars made their fifth consecutive post season appearance, including their fourth straight NCAA Tournament berth. In his second season as the Friars' coach, Cooley led the Friars to the 2013 NIT Quarterfinals. In 2014, 2015 and 2016, Cooley guided the team to the NCAA Tournament.

Friars Earned 20th Win For Fourth Consecutive Season: The Friars won at St. John's on March 4, 2017 to earn their 20th win of the 2016-17 season. The Friars have earned 20 or more wins each of the past four seasons. The last time the Friars recorded four consecutive 20-win seasons was 1977-78 (24-8), 1976-77 (24-5), 1975-76 (21-11) and 1974-75 (20-11). Providence has recorded 20 or more wins in 27 of its 90 seasons of basketball.

Friars Won Six Straight BIG EAST Games To Conclude Regular Season: With the team's 86-75 win at St. John's on March 4, 2017, the team earned its sixth straight BIG EAST victory. It's the team's longest BIG EAST win streak in six seasons under Ed Cooley and the longest since the 2003-04, when the Friars won six straight BIG EAST games.

Cartwright Named BIG EAST Most Improved Player: It was announced on March 6, 2017 that junior point guard Kyron Cartwright (Compton, Calif.) was named BIG EAST Most Improved Player. It marked the second year in a row and fourth time in the history of the league that a Providence player earned the honor. Cartwright joined Ben Bentil (2016), Kadeem Batts (2013) and Herbert Hill (2007) as Friars that have earned the honor. In the 2015-16 season, Cartwright was the team's backup point guard for All-American Kris Dunn. Cartwright averaged 5.9 points, 2.2 rebounds and 4.0 assists per game. Last season he averaged 11.4 points, 3.5 rebounds and 6.7 assists per game. Cartwright started all 33 games for the Friars and averaged a team high 33.2 minutes per game. Cartwright led the league in assists in overall action (6.7 apg) and conference play (6.2 apg.). He also ranked fourth in the nation in assists per game. For the season, Cartwright had 222 assists in 33 games. He is just the 12th players in the history of Friar basketball to register 200 or more assists in a season. He registered 10 or more assists five times last season, including 12 assists twice.

Cartwright And Bullock Named All-BIG EAST Second Team: Last season Providence College captains Kyron Cartwright (Compton, Calif.) and Rodney Bullock (Hampton, Va.) were named to the All-BIG EAST Second Team. It marked the fourth consecutive season that the Friars placed two players on the All-BIG EAST Teams.

Bullock Led The Friar Offense: Junior forward Rodney Bullock (Hampton, Va.) was the team's top returning scorer last season. In his first season of collegiate action in 2015-16, Bullock was third on the team in scoring (11.4 ppg) and second in rebounding (6.8 rpg). He registered a team-high eight double-doubles two seasons ago. He led the team in scoring (15.7 ppg). He also led the squad in rebounding (6.4 rpg). He posted his first double-double of last season with 21 points and 12 rebounds against St. Francis



on November 21, 2016. On November 30, 2016 in a win versus New Hampshire, Bullock registered a career-high 36 points as he was 12-21 from the field, including 5-8 from three-point territory. He recorded his second double-double of last season with 26 points and 10 rebounds in a 75-69 win over UMass on December 10, 2016. On January 14, 2017 he scored a game-high 22 points in a 65-61 win over Seton Hall and he added 22 points in a win at Georgetown on January 16, 2017. He registered his third double-double of the season when he scored 16 points and grabbed 10 rebounds in a win versus Xavier on February 15, 2017. Bullock had his second consecutive double-double and fourth last season when he had 10 points and a game-high 12 rebounds in a win at No. 23/23 Creighton on February 22, 2017. He registered his third consecutive double-double as he had 20 points and 10 rebounds in a 73-69 win over Marquette on February 25, 2017.

Cartwright Led BIG EAST In Assists Per Game: Junior guard Kyron Cartwright (Compton, Calif.) registered a career-high 12 assists for the second time in 2017 when he dished off 12 assists in the Friars' win over UMass on December 10, 2016. It marked the 45th time in the 90-year history of Friar basketball, and the second time last season, that a player recorded 12 or more assists in a game. In the Friars' win over Vermont on November 14, Cartwright added 12 assists. He also added a BIG EAST career-high 11 assists in the team's win at Georgetown on January 16, 2017. He had 222 assists in 33 games (6.7 apg) last season. His 6.7 assists per game ranked first in the BIG EAST and fourth in the nation.

Providence Players Have Led BIG EAST In Assists In Five Of The Last Six Seasons: Junior guard Kyron Cartwright (Compton, Calif.) led the BIG EAST in assists per game in overall and conference play with 6.7 apg and 6.2 apg, respectively. Cartwright finished the 2016-17 season leading the league in assists in conference play to mark the fifth time in the last six seasons that a Friar has led the BIG EAST in assists in conference play. The other four Friars that have led the league in assists in the last six years were Kris Dunn in 2015 (7.7 apg), Bryce Cotton in 2014 (6.1 apg), and Vincent Council in 2013 and 2012 (7.2 apg and 8.0 apg). Other Friars who have led the league in assists in conference play are God Shammgod in 1997 (6.8 apg), Abdul Abdullah in 1994 (7.3 apg) and Ricky Tucker in 1983 (6.3 apg).

Cartwright Surpassed 200 Assists in 2016-17: Junior Kyron Cartwright (Compton, Calif.) had 222 assists in 33 games last season. He is just the 12th player in the history of Friar basketball to register 200 or more assists in a season. Kris Dunn was the last Friar to accomplish this feat when he had 206 assists in 33 games in 2015-16. Friar great Ernie DiGregorio holds the all-time single season assist record with 267 in 31 games (8.6 apg) in 1972-73.

Cartwright One Rebound Shy Of A Triple-Double: Junior guard Kyron Cartwright (Compton, Calif.) nearly completed his first career triple-double when he registered 16 points, 11 assists and nine rebounds in the Friars' 74-56 win at Georgetown on January 16, 2017.

Holt Made An Impact In First Season At Providence: Senior forward Emmitt Holt (Webster, N.Y.) recorded 22 points, five rebounds and three blocks in his Friar debut -- an 80-58 win over Vermont on November 14, 2016. He finished the season second on the team in scoring (12.5 ppg). He recorded his first career double-double with the Friars when he posted 16 points and 10 rebounds versus Memphis in Niceville, Fla. on November 25, 2016. He also registered 20 points on a 9-10 shooting performance in a win over Brown on December 6, 2016. He posted his second double-double of last season with 18 points and 10 rebounds in a win over Maine on December 20. Holt had his third double-double of last season when he scored 16 points and grabbed 11 rebounds at Boston College on December 23, 2016. Holt, who started his college career at Indiana in 2014-15, played for Indian Hills Community College two years ago and ranked second in the nation in field goal percentage (68.9 percent). He also averaged 11.6 points and 6.4 rebounds.

Lindsey Led The Team In Three Point Shooting: Senior guard Jalen Lindsey (Murfreesboro, Tenn.) recorded a team-high 19 points as he was 4-6 from three-point territory in the Friars' win over Georgetown on January 4, 2017. He scored a game-high 18 points in the Friars' loss to No. 7/6 Virginia on November 26, 2016. He was 4-6 from three point territory. Lindsey had 16 points as he made four of five attempts from three point territory versus Brown on December 6, 2016. In the Friars' win over Wagner on December 17,

2016-17 Providence BIG EAST Honors

Player	Date	Honor
Rodney Bullock	Nov. 21	BIG EAST Honor Roll
Rodney Bullock	Nov. 28	BIG EAST Honor Roll
Rodney Bullock	Dec. 5	BIG EAST Player of the Week
Rodney Bullock	Dec. 12	BIG EAST Honor Roll
Rodney Bullock	Jan. 16	BIG EAST Honor Roll
Kyron Cartwright	Jan. 30	BIG EAST Honor Roll
Rodney Bullock	Feb. 20	BIG EAST Honor Roll
Rodney Bullock	Feb. 27	BIG EAST Honor Roll
Kyron Cartwright	March 5	ALL-BIG EAST Second Team
Rodney Bullock	March 5	ALL-BIG EAST Second Team
Kyron Cartwright	March 6	BIG EAST Most Improved Player

2016-17 Providence Double-Doubles

Player	Opp.	Stats
R. Bullock	St. Francis-11/21	21 pts, 12 rebs.
E. Holt	Memphis-11/25	16 pts, 10 rebs
R. Bullock	UMass-12/10	26 pts, 10 rebs.
E. Holt	Maine-12/20	18 pts, 10 rebs.
E. Holt	Boston College-12/23	16 pts, 11 rebs.
K. Cartwright	Georgetown-1/16	16 pts, 11 ast.
R. Bullock	Xavier-2/15	16 pts, 10 rebs
R. Bullock	Creighton-2/22	10 pts, 12 rebs
K. Cartwright	Creighton-2/22	13 pts, 10 ast
R. Bullock	Marquette-2/25	20 pts, 10 rebs
E. Holt	USC-3/15	18 pts, 11 rebs
Total Double-Doubles (11)		
Bullock (5), Holt(4), Cartwright (2)		

Providence Coaches All-Time NCAA

COACHES IN THE NCAA TOURNAMENT	
Joe Mullaney (1964, 1965, 1966)	2-3
Dave Gavitt (1972, 1973, 1974, 1977, 1978)	5-6
Rick Pitino (1987)	4-1
Rick Barnes (1989, 1990, 1994)	0-3
Pete Gillen (1997)	3-1
Tim Welsh (2001, 2004)	0-2
Ed Cooley (2014, 2015, 2016, 2017)	1-4
OVERALL	15-20

20-Point Performances In 2016-17

Player	Opponent/Date	Points
Holt	Vermont/Nov. 14	22
Bullock	Ohio State/Nov. 17	27
Bullock	St. Francis/Nov. 21	21
Bullock	New Hampshire/Nov. 30	36
Holt	Brown/Dec. 6	20
Bullock	UMass/Dec. 10	26
Bullock	Boston College/Dec. 23	23
Cartwright	Butler/Jan. 1	26
Bullock	Seton Hall/Jan. 14	22
Cartwright	Seton Hall/Jan. 14	20
Bullock	Georgetown/Jan. 16	22
Bullock	St. John's/Jan. 25	20
Bullock	Marquette/Feb. 25	20



2017 he scored a game-high 16 points and was 3-4 from three-point territory. He was 4-7 from three-point territory and scored 14 points in the team's win at Georgetown on January 16, 2017. Lindsey was first on the team in three-point shooting as he has shot 74-161 (.460) from behind the arc in 2016-17. He also was fourth on the team in scoring (10.7 ppg).

Diallo Scored 15 Or More Points In Four Of Last 12 Games Last Season: Freshman guard Alpha Diallo (New York, N.Y.) scored 15 points or more in four of the last 12 games. In the Friars' loss to St. John's on January 25, 2017 he recorded 18 points, eight rebounds and four assists. In the team's loss to Villanova on February 1, 2017 the rookie guard tied his career high with 18 points versus Villanova. Diallo had a team-best 15 points (all in the second half) in the Friars' 71-65 win over No. 22 Butler on February 11, 2017. On March 4, 2017 Diallo scored 17 points in the team's win at St. John's. He averaged 5.7 points and 3.2 rebounds per game.

Jackson Became Valuable Sixth Man During Six Game Win Streak: Junior Isaiah Jackson (Gainesville, Fla.) was the team's sixth man over the six-game Big East win streak in 2016-17. Jackson averaged 10.8 points and 3.0 rebounds in those six games. He was 24-37 (.649) from field, including 5-12 (.417) from three-point territory. In those six games, Jackson scored in double figures four times, including a team-high 18 points in the squad's win at St. John's on March 4, 2017. For the season, Jackson averaged 5.6 ppg (sixth on the team).

Friars All-Time Versus Top-25 Teams: The Friars have posted a 113-255 (.307) mark all-time versus top-25 teams, including a 3-6 record last season. In the Friars' first game versus a ranked squad, the team was defeated by No. 7/6 Virginia, 63-52, in the Championship Game of the Emerald Coast Classic on November 26, 2016 in Niceville, Fla. The Friars won their second game of the season versus a ranked team when they earned a 63-60 victory over No. 21/25 Rhode Island on December 3, 2016. In their third game versus a ranked team, the Friars were defeated at No. 17/17 Xavier, 82-56, on December 28, 2016. In the team's fourth game versus a ranked squad, the Friars were defeated at No. 13/13 Butler, 78-61, on January 1, 2017. The Friars' fifth game versus a ranked squad, the team was defeated by No. 10/10 Creighton, 78-64, on January 7, 2017. The Friars were defeated in their sixth game against a ranked team when No. 1/2 Villanova earned a 78-68 win in Philadelphia. In the squad's seventh game versus a ranked squad, the Friars were defeated by No. 4/4 Villanova, 66-57, on February 1, 2017 in Providence. In the Friars' eighth game against a ranked team last season, Providence defeated No. 22/21 Butler, 71-65, on February 11, 2017. In the team's ninth game versus a ranked squad, the Friars earned a 68-66 victory at No. 23/23 Creighton on February 22, 2017.

Bullock Named BIG EAST Player Of The Week On December 5, 2016: Providence junior forward Rodney Bullock (Hampton, Va.) was named BIG EAST Player of the Week on December 5, 2016. It marked the first time in his career that he earned the honor. Bullock averaged 26.5 points and 5.5 rebounds, while shooting 6-13 (.462) from three-point territory as the Friars posted a 2-0 mark, including a win over No. 21/25 Rhode Island. Bullock had a career-high 36 points in a 76-62 win over New Hampshire on Nov. 30, 2016. He was 12-21 from the field and 5-8 from behind the arc. He also had six rebounds, three assists and three steals. On Dec. 3, 2016 Bullock recorded 17 points and five rebounds in a 63-60 victory over Rhode Island.

Ashton-Langford, Watson and Dickens Sign NLI's: Men's basketball coach Ed Cooley announced that student-athletes Nate Watson (Arlington, Va.), Dajour Dickens (Hampton, Va.), and Ashton-Langford (Worcester, Mass.) each signed a National Letter of Intent to attend Providence College beginning in September 2017. Watson, a 6-foot-9-inch, 250-pound forward attended Bishop O'Connell High School in Washington, D.C. where he was coached by Joe Wooten. At Bishop O'Connell, he averaged 13.0 points and 7.6 rebounds per game in 2016 in the very competitive Catholic League. He finished his career at O'Connell scoring 767 points and grabbing 245 rebounds in just two season. Watson earned 2017 All-WCAC First Team honors. He also played for the DC Premier AAU Team. Watson is rated as a four-star recruit by ESPN.com, Scout.com, Rivals.com and 247sports.com. Scout (No. 62), Rivals (No. 76) and 247sports (No. 89) all have Watson ranked as a top-100 recruit. Dickens, a 6-foot-11-inch, 215-pound center attended Bethel High School in Hampton, Va. At Bethel he was coached by Craig Brehon. He played AAU basketball for the Boo Williams program. Dickens, who is rated as a four-star recruit by every major recruiting site, is ranked 110th nationally by Rivals.com and 139th by 247sports.com. He is rated as the eighth best center in nation, according to 247sports.com. Ashton-Langford, a 6-foot-2-inch, 185-pound point guard attended Brewster Academy in Wolfeboro, N.H. where he was coached by Jason Smith. He helped lead Brewster to a 33-0 mark and the National Prep Championship. He is rated as a four-star recruit and he is ranked as the eighth best point guard in the nation by Scout.com and 247 sports.com. In addition, Ashton-Langford is ranked at the No. 10 point guard in the country by ESPN.com. In 2016, he attended Cushing Academy where he averaged 22 points, four rebounds and six assists per game as he helped his team win the AA New England Prep School Championship. Ashton-Langford played AAU basketball for the Mass Rivals where he was coached by Vin Pastore. His team won 21 consecutive games and captured four tournament titles, including the Uprising Summer Championship in Las Vegas last July. While playing for Mass Rivals on the adidas Gauntlet circuit, Ashton-Langford averaged 15.5 points, 4.3 rebounds and 3.3 assists.

Two Friars in NBA: The Friars had two players chosen in the 2016 NBA Draft. Kris Dunn was selected fifth overall by the Minnesota Timberwolves and Ben Bentil was selected with the 51st pick by the Boston Celtics. Dunn became the highest Friar selected in the NBA Draft since Marvin Barnes was picked second overall in the 1974 Draft. He also is the 11th Friar all-time to be drafted in the First



Round of the NBA Draft. This also marked the first time two Providence players were selected in the NBA Draft in the same year since 1997 when Austin Croshere (first round, 12th) and God Shammgod (second round, 46th) were both picked.

Friars 47-1 In Non-Conference Action At The Dunk Under Ed Cooley: On December 20, 2016, the Friars defeated Maine, 79-59, to conclude their home non-conference schedule with a 9-0 mark. With the win, the team improved to 47-1 in six seasons under Ed Cooley in non-conference home games at the Dunkin' Donuts Center.

Cooley Earned Win No. 100 With PC: The Friars' 70-66 win over Creighton on March 2, 2016 was Ed Cooley's 100th victory as a Friar head coach. He joined Joe Mullaney (319-164), Dave Gavitt (209-84), Al McClellan (147-65), Tim Welsh (160-143) and Rick Barnes (108-76) as PC coaches who have 100 or more wins. He has a **123-80 mark** in six seasons as the Friars head coach.

Providence College To Build Ruane Friar Development Center: It was announced on December 15 that a new gift from former Providence College Board of Trustees Chair Michael A. Ruane '71 & '13 Hon. and his wife, Elizabeth Ruane, will enable Providence College to begin construction of the Ruane Friar Development Center, a new multi-purpose facility that will significantly enhance Friar athletics, student services, and College community life. The College held a ground breaking ceremony on Oct. 1 to commence Phase I of the project which will include a new two-story structure attached to Alumni Hall. That facility will include a basketball practice facility and space for associated Department of Athletics activities.

Friars In Overtime: The Friars posted a 0-2 mark in overtime games in 2016-17. The team was defeated at Seton Hall, 72-70, in overtime in Newark, N.J. on February 8. The Friars have registered a 59-63 mark all-time in overtime games.

"DG" Patch On Friar Uniforms: In memory of former Friar Head Coach Dave Gavitt the Friars have worn a "DG" patch on their uniforms since the 2011-12 season. Gavitt led PC and Eastern basketball into the modern age. In 10 seasons as the head coach of the Friars, Gavitt led PC to 209 wins, including eight consecutive 20-win seasons, five NCAA appearances, three NIT appearances and five New England Coach of the Year honors. He led the Friars to 23 wins over Top-20 teams. His 1973 team made it to Final Four. In 1971, Gavitt was named Director of Athletics at PC, a position he held until 1982 when he resigned to be the director of the BIG EAST Conference. He also was named Head Coach of the 1980 USA Olympic basketball team. He was elected to the Naismith Basketball Hall of Fame in 2006.

Providence College Basketball: The 2016-17 campaign marks the 90th season of basketball at Providence College. Since the program started in 1926-27, Providence has posted a 1,424-954 mark, good for a .600 winning percentage. The Friars have made the NCAA Tournament 18 times and the National Invitation Tournament on 19 occasions.



On March 22, 2011, Ed Cooley became the 15th head coach at Providence College. He came to Providence College after spending five seasons as the head coach at Fairfield University.

"When Bob and I sat down with Mike Tranghese and we talked about what we were looking for in our next coach, we quickly agreed that the No. 1 candidate for Providence College is Ed Cooley," Providence College President Fr. Brian Shanley, O.P. said. "I wanted a coach that could teach our players about the game of life. I also wanted a relationship builder and Ed is a relationship builder. He will connect with our players, our fans and the entire state of Rhode Island. I could not be more thrilled to have Ed Cooley as our basketball coach."

In six seasons at Providence College, Cooley has posted a **123-80 mark (.606)**. In 11 seasons as a

head coach, Cooley has a **215-149 (.591)** record. When Cooley was hired in 2011, the Friars had finished under .500 in six of the 10 previous seasons and had been to just one NCAA Tournament (2004) in that 10-year span. Since his hiring, Cooley has led the Friars to five consecutive post-season tournament berths, including a school-record four straight NCAA Tournament appearances (2014-17), and he guided the team to 2014 BIG EAST title.

The 2016-17 season proved to be another successful season for the Friars under Cooley. The team was picked ninth in the Preseason BIG EAST Coaches' Poll after losing stars Kris Dunn and Ben Bentil to the NBA Draft. However, the Friars finished the year with a 10-8 mark in league play and in third place in the conference standings. To achieve that mark, the team overcame a 4-8 record in early February and won its final six BIG EAST Conference games to earn the third place finish. The Friars also posted a 20-13 record overall and earned an at-large berth to the squad's fourth consecutive NCAA Tournament. It marked the first time ever the Friars had advanced to four straight NCAA Tournament. The Friars also registered four consecutive seasons with 20 or more wins for the first time since 1975-78. In recognition of his efforts, Cooley was named NABC District 5 Coach of the Year.

Juniors Kyrion Cartwright and Rodney Bullock were named 2017 Second Team All-BIG EAST. In addition, Cartwright became the third player in six seasons under Cooley to earn BIG EAST Most Improved accolades.

During his time at Providence, Cooley has coached five All-Americans. He also has had players earn two BIG EAST Player of Year honors, two BIG EAST Defensive Player of the Year accolades, three BIG EAST Most Improved Player awards, one BIG EAST Tournament MVP, three BIG EAST All-Tournament Team accolades, and nine All-BIG EAST honors.

In 2016, Cooley led the Friars to a 24-11 mark and a 10-8 record (fourth) in the BIG EAST in 2015-16. After finishing fourth in league standings for the third straight season, Providence advanced to the BIG EAST Semifinals for the third-consecutive year, which has only occurred one other time in the history of Friar basketball. Most importantly, the Friars earned their third-consecutive berth in the NCAA Tournament, where the team registered a 1-1 mark, which included a First Round win over Southern California. It marked just the third time in the history of Friar basketball that the team reached the NCAA Tournament in three consecutive seasons. The squad also recorded 24 wins, which is the most since the 1996-97 season. With 24 wins, the Friars posted their third-consecutive season with 20 or more victories. Another milestone for the Friars was that they finished the regular season with 22 wins, which was the most since 1978 and just the sixth team all-time at PC to accomplish the feat. Cooley's Friars also were ranked for 13 weeks during the season, including a No. 8 national ranking on January 4. It marked the Friars' highest ranking in the Associated Press Poll since March 1, 1977 when the team was ranked No. 8.

Two of Cooley's players earned significant honors in 2015-16 and were both drafted as junior guard Kris Dunn (New London, Conn.) and sophomore Ben Bentil (Wilmington, Del.) earned All-BIG EAST accolades. Dunn also earned his second-consecutive BIG EAST Player of the Year and Defensive Player of the Year honors. He also earned numerous All-America accolades and was named a Consensus All-American. Bentil became the seventh Friar all-time and the third under Cooley to lead the BIG EAST in scoring, averaging 22.9 points per game. For his efforts, he was named BIG EAST Most Improved Player - the second time a Friar has received the honor in Cooley's five seasons at Providence.

Dunn was the fifth pick overall by the Minnesota Timberwolves and became the fourth highest Friar drafted all-time in the history of the NBA. Bentil was selected 51st overall in the second round by the Boston Celtics.

In 2015, the Friars were picked fifth in the Preseason BIG EAST Coaches Poll. The team exceeded expectations when the squad placed fourth with an 11-7 record. It marked just the third time ever and the first time since 2004 that the Friars registered 11 conference wins. Overall, the squad posted a 22-12 mark and advanced to the NCAA Tournament in consecutive seasons for the first time since the 1988-89 and 1989-90 seasons. The team also posted its second consecutive

season with 20 or more wins for the first time since 1992-93 and 1993-94 seasons.

Senior LaDontae Henton (Lansing, Mich.) and sophomore Kris Dunn (New London, Conn.) paced the Friars in 2015. Both players earned First Team All-BIG EAST honors and Associated Press Honorable Mention All-America accolades. Dunn, who led the BIG EAST in assists, ranked third in the nation in assists and fifth in the nation in steals. He was named the 2015 BIG EAST Player of the Year and he also earned BIG EAST Defensive Player of the Year accolades. Dunn became the first guard in the history of the league to win both honors in the same year. Henton, who led the BIG EAST in scoring in 2015 (20.1 ppg), finished his career ranked second all-time in scoring at Providence (2,059 points) and fifth all-time in rebounding (1,054). He is just the second player ever at Providence to score more than 2,000 points and grab more than 1,000 rebounds.

Cooley's 2014 team was picked to finish sixth in the Preseason BIG EAST Coaches Poll, but overcame losses of personnel during the season to finish 10-8 and fourth overall. The Friars went on a run in the league tournament, posting three straight wins, including a thrilling 65-58 victory over No. 14 Creighton in title game. With the win, the Friars earned the league's automatic berth in the NCAA Tournament and made their first trip to the Tournament since 2004.

His 2014 squad was led by senior All-American Bryce Cotton (Tucson, Ariz.). Cotton had an amazing senior season in which he led the BIG EAST in assists (5.8) and finished second in scoring (21.8). He also led the nation in minutes played (39.9). He earned BIG EAST Tournament Most Outstanding Player honors and garnered his second consecutive First Team All-BIG EAST accolade. He finished his career ranked fifth overall in scoring at Providence with 1,975 points. His teammate, senior Kadeem Batts (Boston, Mass.) also was recognized for his stellar play as he was named All-BIG EAST Second Team.

It did not take long for Cooley to turn the Friar fortunes around. In his second season, he led the Friars to a 19-15 record overall and a 9-9 mark in league play. Included in the 9-9 BIG EAST record in 2012-13 was a 7-2 mark over the last nine games of the conference season. That impressive record marked the second best turnaround over the second half of the season in BIG EAST history. He then guided the Friars to the NIT where the squad posted a 2-0 record before losing in the quarterfinals to eventual NIT Champion Baylor.

Leading the way for the Friars in the 2012-13 season were Cotton and Batts. Cotton was named All-BIG EAST First Team after he led the league in scoring. His teammate, Batts was recognized as a co-winner of the league's Most Improved Award and earned All-BIG EAST Honorable Mention accolades.

In his first season at Providence, Cooley led the Friars to a 15-17 mark overall. The team posted an impressive 11-3 mark in non-conference action, which included an 8-0 record at home. In league action, the Friars defeated No. 14/15 Louisville, 90-59. The 31-point win marked the Friars' largest margin of victory ever over a ranked team. The squad also posted a 72-70 win over defending national champion Connecticut.

Two of Cooley's players earned BIG EAST honors in his first season. Point guard Vincent Council was named All-BIG EAST Third Team and one of his first recruits, forward LaDontae Henton earned BIG EAST All-Rookie Team accolades.

Cooley also has been involved with USA Basketball. In 2013, he served as a court coach during the USA U19 Training Camp for the World Championships. In 2014, Cooley served as an assistant coach for the USA U18 Team which captured a Gold Medal at the FIBA Americas Championship. Most recently, he was an assistant coach for the USA U19 Team at the World Championships in Greece in 2015. Cooley helped the team win a Gold Medal, his second in as many years.

Prior to coming to Providence, Cooley guided Fairfield to a school-record 25 wins and a Metro Atlantic Athletic Conference regular season title in 2010-11. He was named the 2011 MAAC Coach of the Year. He also earned United States Basketball Writers Association (USBWA) District I Coach of the Year honors. His 2011 squad finished the season with a 25-8 mark (15-3 MAAC) and advanced to the second round of the NIT.

In five seasons at Fairfield, Cooley's teams posted a 92-69 mark, including a 58-32 record in MAAC action. Cooley became the first Fairfield head coach to guide the team to a .500 or better mark in MAAC action in each of his first five seasons. In 2009-10, he led the Stags to a 23-11 mark and the team's first post-season berth since 2003. For his efforts in 2010, Cooley was the first recipient of the Ben Jobe Award, presented annually to the top minority men's basketball coach in the nation. Prior to taking the Fairfield position, Cooley spent 10 seasons as an assistant coach for Al Skinner. He coached for one season at Rhode Island under Skinner (1996-97) and nine seasons as an assistant at Boston College (1997-06), where the Eagles posted a 175-108 mark and advanced to five NCAA Tournaments and one NIT. Cooley also helped lead the Eagles to the 2001 BIG EAST Tournament title and three BIG EAST regular season titles (2001, 2003 and 2005). In 2004-05, Boston College started the season with a school-record 20 consecutive wins. In 2005-06, the Eagles advanced to the Atlantic Coast Conference championship game against Duke. At BC, Cooley was instrumental in the recruitment of Troy Bell, a two-time BIG EAST Player of the Year. Bell also went on to play professional basketball after leaving Boston College, which included a stint in the NBA with the Memphis Grizzlies.

A 1994 graduate of Stonehill College, where he was a three-time captain for the basketball team, Cooley began his coaching career at UMass-Dartmouth. He helped lead UMass-Dartmouth to a 25-4 mark and a No. 3 national ranking (1994-95). He returned to his alma mater, Stonehill, and served as an assistant coach for one season (1995-96) before joining Skinner's staff at URI. Cooley, a native of Providence, attended Central High School and earned two Rhode Island High School Player of the Year honors. He also did a post-graduate year (1988-89) at New Hampton Prep. before attending Stonehill. He and his wife, Nurya, have one daughter, Olivia, and one son, Isaiah.



Sixth Year at PC:	20-13/10-8
Fifth Year at PC:	24-11/10-8
Fourth Year at PC:	22-12/11-7
Third Year at PC:	23-12/10-8
Second Year at PC:	19-15/9-9
First Year at PC:	15-17/4-14
Overall at PC:	123-80
Overall at Fairfield:	92-69
11-Year CAREER:	215-149
BIG EAST TOURNAMENT:	5-4
BIG EAST LEAGUE GAMES:	54-54
NON-LEAGUE GAMES AT PC:	69-25
NCAA TOURNAMENT:	1-4 (2014, 2015, 2016, 2017)
NIT:	4-3 (2011, 2013)

2016-17 (20-13/10-8)... Team posted a 20-13 mark and advanced to the NCAA Tourney for a school-record fourth consecutive season...The team extended its streak of 20 or more wins to four consecutive seasons...The Friars finished third in the BIG EAST, with a record of 10-8 despite being picked 9th in the Preseason... Was named NABC District 5 Coach of the Year.

2015-16 (24-11/10-8)... Team posted a 24-11 mark and advanced to the NCAA Tourney for their third consecutive season for just the third time in team history...The team won its first game in the NCAA tournament under Coach Cooley... The team extended its streak of 20 or more wins to three consecutive seasons...The Friars finished fourth in the BIG EAST, with a record of 10-8... Team reached BIG EAST Semifinals for the third straight season.

2014-15 (22-12/11-7)... Team posted a 22-12 mark and advanced to the NCAA Tourney in consecutive seasons for the first time since the 1988-89 and 1989-90 seasons...The team also posted its second consecutive season with 20 or more wins for the first time since 1992-93 and 1993-94 seasons...Friars finished fourth in BIG EAST with an 11-7 record which marked just the third time ever and first time since 2004 the team recorded 11 league wins.

2013-14 (23-12/10-8)... Team posted a 23-12 mark and earned most wins since 1997...Captured its second BIG EAST Tournament title and first since 1994...Advanced to the NCAA Tourney for 16th time overall and first since 2004 before losing to No. 6 seed North Carolina, 79-77...Posted a 10-8 mark in BIG EAST play and finished fourth...Most wins in BIG EAST since 2009.

2012-13 (19-15/9-9)... Team recorded a 19-15 record overall and a 9-9 mark in BIG EAST play...Team posted a 7-2 mark in the last nine league games, which was the second best turnaround over the second half of the season in conference history...The team posted a 2-1 mark in the NIT and advanced to the quarterfinals before being eliminated by eventual NIT Champion Baylor... Team earned its first post season win since 2003.

2011-12 (15-17/4-14)... Team recorded an 11-3 record in non-conference action, including an 8-0 mark at home...Squad defeated No. 14/15 Louisville, 90-59, which marked the team's largest margin of victory ever over a ranked squad.

2010-11 (25-8/15-3)... Team posted a school-record 25 wins overall and a record 15 victories in conference action...Captured the MAAC regular season title...Advanced to the NIT and posted a 1-1 mark...Named MAAC Coach of the Year...Earned USBWA District 1 Coach of the Year.

2009-10 (23-11/13-5)... Team's 23 wins were second highest in program's history...Became the first Fairfield coach to post a .500 or better record in MAAC action in each of his first four seasons...Team's 13 MAAC wins tied for tops all-time at Fairfield...Led the Stags to their first post-season win in more than 30 years...Team set an NCAA Div. 1 post-season record when it overcame a 27-point second half deficit to defeat George Mason in OT...Earned the Ben Jobe Award as the top minority men's basketball coach in the nation.

2008-09 (17-15/9-9)...Led the Stags to their first winning record since 2004...Team also finished tied for fourth in league play.

2007-08 (14-16/11-7)...Led the Stags to an 11-7 mark in MAAC action and a fifth-place finish...It marked the team's second straight winning record in conference action...Team posted a seven-game winning streak, the longest in 20 years (1986-87).

2006-07 (13-19/10-8)...Led the Stags to a 10-8 mark in MAAC action and a fifth-place finish in his first season as a head coach.

The Cooley Facts File

Full Name
Ed Cooley

Date of Birth
September 10, 1969

Place of Birth
Providence, R.I.

Family
Wife, Nurys; Daughter, Olivia;
Son, Isaiah

High School
Central High School (R.I.) '88
New Hampton Prep. (N.H.) '89

College
Stonehill '94, Major - History

Coaching Experience		Record
2011 -	Head Coach, Providence College	123-80
	<i>NIT (2013), NCAA (2014, 2015, 2016, 2017)</i>	
2015	Assistant Coach, USA Basketball U19 Team	
	Gold Medal, World Championship	
2014	Assistant Coach, USA Basketball U18 Team	
	Gold Medal, FIBA America Championship	
2013	Court Coach, USA Basketball U19 Team	
	Training Camp, FIBA World Championships	
2006-11	Head Coach, Fairfield University	92-69
	<i>NIT, CIT</i>	
1997-06	Assistant Coach, Boston College	175-108
	<i>NCAA five times</i>	
1996-97	Assistant Coach, Rhode Island	20-10
	<i>NCAA</i>	
1995-96	Assistant Coach, Stonehill College	16-10
1994-95	Assistant Coach, UMass-Dartmouth	25-4
Coaching Honors		
2017 -	NABC District 5 Coach of the Year	
2014 -	Rhode Island Coach of the Year	
2011 -	Metro Atlantic Athletic Conf. Coach of the Year	
2011 -	U.S. Basketball Writers District 1 Coach of the Year	
2010 -	Ben Jobe Award, National Coach of the Year	

COOLEY VS. OPPONENTS (215-149, .591)

Team	W	L
Albany	1	0
American (AH)	3	1
Army	2	0
Arizona	1	0
Austin Peay	1	0
Baylor	0	1
Binghamton	1	0
Boston College	3	4
Brown	4	2
Bryant	3	0
Butler	7	2
Canisius	10	1
Can. Arkansas	1	0
Central Connecticut	1	0
Charlotte	1	0
Chattanooga	1	0
Cincinnati	1	3
Colgate	1	0
Colorado State	1	0
Connecticut	1	4
Creighton	7	4
Dayton	0	1
DePaul	7	3
Drexel	2	0
Evansville	1	0
Fairfield	3	0
Fairleigh Dickinson	1	0
Florida A&M	1	0
Florida State	1	0
Fordham	2	1
George Mason	1	0
Georgetown	7	6
Grambling	1	0
Hartford	1	0
Harvard	1	0
Hofstra	0	2
Holy Cross	5	2
Howard	2	0
Illinois	1	0
Iona	6	4
Iowa State	0	1
Kent State	0	1
Kentucky	0	2
La Salle	1	0
Loyola	8	4
Loyola-Chicago	0	1
Louisville	1	1
Maine	2	0
Manhattan	8	3
Marist	8	4
Marquette	4	6
Massachusetts	3	2
Maryland	0	2
Memphis	1	1
Miami	1	0
Michigan State	0	1
Mississippi	0	1
Mississippi State	1	0
Missouri	0	1
Navy	1	0
New Hampshire	2	0
Niagara	6	5
Norfolk State	1	0
Northern Iowa	0	1
North Carolina	0	2
Notre Dame	2	1
NJIT	2	0
Ohio State	1	0
Penn State	0	2
Pittsburgh	0	2
Providence	0	1
Rhode Island	6	1
Rider	4	7
Robert Morris	1	0
Rutgers	2	1
Sacred Heart	4	0
Saint Joseph's	0	3
Saint Peter's	10	1
Savannah State University	1	0
Seton Hall	7	6
Siena	4	8
South Carolina	1	0
Southern	1	0
Southern California	1	1
St. Francis N.Y.	3	1
St. John's	7	5
Stony Brook	1	0
Syracuse	0	4
UNC Asheville	1	0
USF	1	2
Vanderbilt	1	0
Vermont	3	1
Villanova	3	9
Virginia	0	1
Virginia Tech	0	1
Wagner	1	0
Wake Forest	0	1
West Virginia	0	1
William and Mary	1	1
Xavier	3	5
Yale	2	1
Total	215	149

ED COOLEY COACHING RECORD

YEAR	SCHOOL	RECORD	PCT	CONF. REC.	FINISH	TOUR.	POST SEASON
2006-07	Fairfield	13-19	.406	10-8 (.556)	5th-Tied	0-1	
2007-08	Fairfield	14-16	.467	11-7 (.611)	5th-Tied	0-1	
2008-09	Fairfield	17-15	.531	9-9 (.500)	4th-Tied	1-1	
2009-10	Fairfield	23-11	.676	13-5 (.722)	2nd	2-1	CIT 1-1
2010-11	Fairfield	25-8	.758	15-3 (.833)	1st	1-1	NIT 1-1
2011-12	Providence	15-17	.469	4-14 (.222)	15th	0-1	
2012-13	Providence	19-15	.559	9-9 (.500)	8th-Tied	0-1	NIT 2-1
2013-14	Providence	23-12	.657	10-8 (.556)	4th	3-0 - Champs.	NCAA 0-1
2014-15	Providence	22-12	.647	11-7 (.611)	4th	1-1	NCAA 0-1
2015-16	Providence	24-11	.686	10-8 (.556)	4th	1-1	NCAA 1-1
2016-17	Providence	20-13	.606	10-8 (.556)	3rd-Tied	0-1	NCAA 0-1
Career	11 years	215-149	.591	112-86 (.566)	One Title	9-10 One Title	5-7



ALPHABETICAL ROSTER

NO.	NAME	YEAR	POS	HGT	WGT	HOMETOWN/HIGH SCHOOL/LAST TEAM
5	Rodney Bullock	Jr.	F	6-8	225	Hampton, Va./Kecoughtan High School '13
24	Kyron Cartwright	Jr.	G	5-11	185	Compton, Calif./Compton High School '14
22	Ricky Council II	So.	G	6-5	200	Durham, N.C./Moravian Prep '15
11	Alpha Diallo	Fr.	G	6-7	205	New York, N.Y./Brewster Academy '16
2	Bryan Donovan	Fr.	G	6-0	180	Gainseville, Fl./Bishop McGuinness '16
25	Drew Edwards	So.	G	6-4	190	Perry Hall, Md./Calvert Hall '15
35	Ryan Fazekas	So.	G	6-8	215	Chesterton, Ind./Marquette Catholic High School '15
15	Emmitt Holt	Jr.	F	6-7	230	Webster, N.Y./Webster-Schroeder High School/Indian Hills Community College '16
44	Isaiah Jackson	So.	G	6-6	225	Gainesville, Fla./The Villages Charter School/George Mason
21	Jalen Lindsey	Jr.	G	6-7	220	Murfreesboro, Tenn./Huntington Prep '14
34	Tom Planek	Jr.	F	6-6	205	Oak Park, Ill./Fenwick High School '14
4	Maliek White	Fr.	G	6-2	180	Richmond, Va./George Wythe High School '16
12	Casey Woodring	Sr.	G	6-2	190	Darien, Conn./Cushing Academy '13
13	Kalif Young	Fr.	F	6-9	250	Vaughan, Ontario/Orangeville Prep '16

NUMERICAL ROSTER

NO.	NAME	YEAR	POS	HGT	WGT	HOMETOWN/HIGH SCHOOL/LAST TEAM
2	Bryan Donovan	Fr.	G	6-0	180	Gainseville, Fl./Bishop McGuinness '16
4	Maliek White	Fr.	G	6-2	180	Richmond, Va./George Wythe High School '16
5	Rodney Bullock	Jr.	F	6-8	225	Hampton, Va./Kecoughtan High School '13
11	Alpha Diallo	Fr.	G	6-7	205	New York, N.Y./Brewster Academy '16
12	Casey Woodring	Sr.	G	6-2	190	Darien, Conn./Cushing Academy '13
13	Kalif Young	Fr.	F	6-9	250	Vaughan, Ontario/Orangeville Prep '16
15	Emmitt Holt	Jr.	F	6-7	230	Webster, N.Y./Webster-Schroeder High School/Indian Hills Community College '16
21	Jalen Lindsey	Jr.	G	6-7	220	Murfreesboro, Tenn./Huntington Prep '14
22	Ricky Council II	So.	G	6-5	200	Durham, N.C./Moravian Prep '15
24	Kyron Cartwright	Jr.	G	5-11	185	Compton, Calif./Compton High School '14
25	Drew Edwards	So.	G	6-4	190	Perry Hall, Md./Calvert Hall '15
34	Tom Planek	Jr.	F	6-6	205	Oak Park, Ill./Fenwick High School '14
35	Ryan Fazekas	So.	G	6-8	215	Chesterton, Ind./Marquette Catholic High School '15
44	Isaiah Jackson	So.	G	6-6	225	Gainesville, Fla./The Villages Charter School/George Mason

Head Coach:

Ed Cooley (Stonehill '94)

Assistant Coaches:

Jeff Battle (Marshall '85)

Brian Blaney (Roanoke College '94)

Ivan Thomas (VCU '97)

Coordinator of Basketball Operations:

Kevin Kurbec (Providence '02)

Associate Director of Player Development and Video Ops.:

Nikola Knezevic (California '10)

Strength Coach:

Kenneth White

Athletic Trainer:

John Rock

Friars By Class: (Sr./Jr./So./Fr.)

Seniors (1): Casey Woodring

Juniors (5): Rodney Bullock, Kyron Cartwright, Emmitt Holt, Jalen Lindsey, Tom Planek

Sophomores (4): Ricky Council II, Drew Edwards, Ryan Fazekas, Isaiah Jackson

Freshmen (4): Alpha Diallo, Bryan Donovan, Maliek White, Kalif Young



Casey Woodring #12

Senior G 6-2 190 Darien, Conn./Cushing Academy `13

2016-17: Scored three points and grabbed one rebound against Brown (12/6/16)... **Earned the Team's John Zannini Coaches Award (4/8/17).**

2015-16: Registered a rebound versus Brown (11/21/15)...Recorded a rebound versus Hartford (12/2/15).

2014-15: Played in seven games...Hit a three pointer at DePaul (2/18/15).

2013-14: Played in his first collegiate game versus Marist (11/16/13) recording two points and one rebound...Scored three points versus Maine (12/21/13).

HIGHSCHOOL: Attended Cushing Academy and Choate Rosemary Hall...Won the class AA New England championship at Cushing Academy...Played four seasons of varsity basketball and scored 1,100 points at Choate Rosemary Hall...Averaged 15 points and four assists per game his senior year at Choate and reached the New England Class A Championship game... Won the New England Class A Championship his junior season...Won the Coaches Award at Cushing in 2013...Played for the Connecticut Basketball Club AAU Team.

PROFILE

Name: Casey R. Woodring
 Birthdate: February 24, 1994
 Major: Business Administration
 Family: Son of Thomas and Joanne Woodring. Has one sister, Flynn Woodring.
 Favorite Team: Celtics
 Favorite Athlete: Steve Nash
 Favorite Movie: Billy Madison
 Favorite Food: Pizza
 Biggest Thrill in Sports: Winning 2013 class AA New England Championship on a buzzer beater.
 Interesting Fact: His father played basketball at Iona and professionally overseas for seven years.

AT PROVIDENCE OVERALL STATS

Year	GP-GS	Min/Avg	Total		3-Point		FT-FTA		Rebounds		PF-FO	Ast	TO	Blk	Stl	Pts/Avg
			FG-FGA	Pct	FG-FGA	Pct	Pct	Off-Def	Tot	Avg						
2013-14	7-0	10/1.4	2-4	.500	1-3	.333	0-0	.000	1-0	1	0.1	0-0	0	0	0	5/0.7
2014-15	7-0	12/1.7	1-7	.143	1-5	.200	0-0	.000	1-0	1	0.1	1-0	0	0	0	3/0.4
2015-16	6-0	11/1.8	0-4	.000	0-3	.000	0-0	.000	1-2	3	0.5	1-0	0	0	0	0/0.0
2016-17	4-0	7/1.8	1-6	.167	1-5	.200	0-0	.000	1-1	2	0.5	0-0	0	0	0	3/0.8
TOTAL	24-0	40/1.7	4-21	.190	3-16	.188	0-0	.000	4-3	7	0.3	2-0	0	0	0	11/0.5

CAREER HIGHS

CASEY WOODRING

MINUTES	4	Marist (11/16/13)
POINTS	3	Three times
REBOUNDS	1	Seven times
FIELD GOALS	1	Four times
FG ATTEMPTS	3	Twice
FG PCT.	1.000	Twice
FREE THROWS		
FT ATTEMPTS		
FT PCT		
3PT	1	Three times
3PT FGA	3	Stony Brook (12/13/14)
3PT FG%	1.000	Twice
ASSISTS		
TURNOVERS		
BLOCKS		
STEALS		

BIG EAST

3	DePaul (2/18/15)
3	DePaul (2/18/15)
1	Twice
1	DePaul (2/18/15)
1	DePaul (2/18/15)
1	DePaul (2/18/15)
1	DePaul (2/18/15)
1	DePaul (2/18/15)
1.000	DePaul (2/18/15)



Casey Woodring Career Game-By-Game...

2013-14...

DATE	OPP.	SCORE	POINTS	REB.	ASST.	STEALS
11/16/13	Marist	W-93-48	2	1	0	0
11/18/13	Vermont	W-70-49	0	0	0	0
11/29/13	Fairfield	W-78-69	0	0	0	0
12/21/13	Maine	W-94-70	3	0	0	0
1/5/14	at #11 Villanova	L-91-61	0	0	0	0
2/15/14	DePaul	W-84-61	0	0	0	0
3/8/14	at #13 Creighton	L-88-73	0	0	0	0
			5	1	0	0
		Totals	0.7 ppg	0.1 rpg	0.0 apg	0.0 spg

2014-15...


DATE	OPP.	SCORE	POINTS	REB.	ASST.	STEALS
11/17/14	Binghamton	W-65-44	0	0	0	0
11/20/14	Navy	W-88-51	0	0	0	0
11/22/14	vs. Florida State	W-80-54	0	0	0	0
12/13/14	Stony Brook	W-79-61	0	1	0	0
12/20/14	UMass	W-85-65	0	0	0	0
2/18/15	at DePaul	W-84-57	3	0	0	0
			3	1	0	0
		Totals	0.5 ppg	0.2 rpg	0.0 apg	0.0 spg

2015-16...

DATE	OPP.	SCORE	POINTS	REB.	ASST.	STEALS
11/21/15	Brown	W-94-73	0	1	0	0
12/2/15	Hartford	W, 89-66	0	1	0	0
12/21/15	at UMass	W-90-66	0	0	0	0
1/2/16	St. John's	W-83-65	0	1	0	0
2/27/16	DePaul	W-87-66	0	0	0	0
3/19/16	vs. UNC - NCAA	L-85-66	0	0	0	0
			0	3	0	0
		Totals	0.0 ppg	0.5 rpg	0.0 apg	0.0 spg

2016-17...

DATE	OPP.	SCORE	POINTS	REB.	ASST.	STEALS
11/21/16	St. Francis	W-64-48	0	0	0	0
12/6/16	Brown	W-95-57	3	1	0	0
12/17/16	Wagner	W-76-54	0	0	0	0
2/28/17	DePaul	W-73-64	0	1	0	0
			3	2	0	0
		Totals	0.8 ppg	0.5 rpg	0.0 apg	0.0 spg



Rodney Bullock #5

Junior F 6-8 225 Hampton, Va./Kecoughtan High School `13

2016-17: Scored 18 points and grabbed four rebounds versus Vermont (11/14/16)...Registered 27 points as he was 5-9 from three-point territory and grabbed eight rebounds at Ohio State (11/17/16)...Scored 18 points, grabbed six rebounds and made three assists versus Grambling (11/19/16)...Registered a double-double with 12 points and 12 rebounds versus St. Francis (11/21/16)...Scored 18 points and had three assists versus Memphis (11/25/16)...Scored 16 points and had six rebounds versus No. 7/6 Virginia (11/26/16)...**Named to the All-Tournament Team at the Emerald Coast Classic (11/26/16)**...Scored 36 points, had six rebounds, three assists and three steals versus New Hampshire (11/30/17)...Scored 17 points and grabbed five rebounds versus No. 21/25 Rhode Island (12/3/16)...**Named BIG EAST Player of the Week (12/5/16)**...Scored 16 points, grabbed eight rebounds, and handed out five assists versus Brown (12/6/16)...Had a game-high 26 points and 10 rebounds versus UMass (12/10/16)...Registered eight points and nine rebounds versus Wagner (12/17/16)...Scored 23 points, grabbed six rebounds and made four steals at Boston College (12/23/16)...Scored 17 points and recorded three assists at No. 13/13 Butler (1/1/17)...Scored 15 points, grabbed nine rebounds and made three blocks versus Georgetown (1/4/17)...Recorded 18 points and six rebounds at DePaul (1/10/17)...Scored a game-high 22 points and was 4-6 from behind the arc versus Seton Hall (1/14/17)...Scored 22 points and had three steals at Georgetown (1/16/17)...Scored 17 points and was 3-5 from beyond the arc at No. 1/2 Villanova (1/21/17)...Scored 20 points and grabbed eight rebounds versus St. John's (1/25/17)...Scored 19 points, grabbed five rebounds and blocked three shots at Seton Hall (2/8/17)...Scored 12 points and grabbed seven rebounds versus No. 21/22 Butler (2/11/17)...Scored 16 points, grabbed 10 rebounds and dished out four assists versus Xavier (2/15/17)...Registered a double-double with 10 points and 12 rebounds at No. 23/23 Creighton (2/22/17)...Scored 20 points and grabbed 10 rebounds versus Marquette (2/25/17)...Scored 13 points and grabbed eight rebounds versus DePaul (2/28/17)... **Named Second Team All-BIG EAST (3/6/17)**...Scored 17 points and had seven rebounds in the NCAA First Four game against Southern California (3/15/17)... **Named to the USBWA District 1 Team (4/8/17)**... **Earned the Team's Jimmy Walker Award as MVP (4/8/17)**...

2015-16: Scored 20 points and grabbed six rebounds versus Harvard (11/14/15)...Scored 13 points and grabbed six rebounds versus Illinois (11/18/15)...Scored 24 points and grabbed 10 rebounds while shooting 9-12 from the field versus Brown (11/21/15)...Recorded a double-double with 18 points and 12 rebounds versus NJIT (11/23/15)...Scored nine points and grabbed six rebounds versus Michigan State (11/29/15)...Scored eight points and grabbed five rebounds versus Hartford (12/2/15)...Scored 16 points and grabbed four rebounds at Rhode Island (12/5/15)...Registered 17 points, seven rebounds, and one block versus Boston College (12/9/15)...Registered 14 rebounds, 13 points, four steals, and three blocks versus Bryant (12/12/15)...Registered a double-double with 16 points, 11 rebounds versus Rider (12/19/15)...Scored eight points and grabbed six rebounds at UMass (12/21/15)...Scored 25 points and grabbed 10 rebounds while shooting 6-9 from three-point territory at No. 9 Butler (12/31/15)...Scored 13 points, grabbed eight rebounds and made three blocks versus St. John's (1/2/16)...Scored eight points, grabbed nine rebounds, had one assist, one block, and one steal versus Marquette (1/5/16)...Scored 11 points versus Seton Hall (1/16/16)...Registered 16 points, eight rebounds, one assist, and one steal versus Butler (1/19/16)...Scored eight points and grabbed five rebounds at No. 4/4/Villanova (1/24/16)...Scored 10 points and registered 14 rebounds at Georgetown (1/30/16)...Scored 11 points and grabbed six rebounds at DePaul (2/2/16)...Scored nine points and grabbed four rebounds at Marquette (2/10/16)...Scored a game-high 23 points and 10 rebounds versus Georgetown (2/13/16)...Scored 13 points, grabbed eight rebounds, had two steals, added one assist, and had one block at No. 8/7 Xavier (2/17/16)...Scored 10 points and grabbed five rebounds versus DePaul (2/27/16)...Scored eight points and grabbed nine rebounds versus Butler (3/10/16)...Scored 18 points and grabbed seven rebounds versus No. 3/2 Villanova (3/11/16)...Registered 16 points, 10 rebounds, two steals, two blocks, and one assist in the NCAA First Round game versus Southern California (3/17/16)...Recorded three rebounds, two points, one steal, and one block in the NCAA Second Round game versus North Carolina (3/19/16)...

2014-15: Injured his leg, had surgery in October and missed the entire season.

2013-14: Did not play.

HIGH SCHOOL: Attended Kecoughtan High School... Averaged 21.4 points, 16.1 rebounds and 2.0 blocks in 2013 to lead his team to a 25-6 record...Recorded a career-high 39 points versus Bethel as a senior...Grabbed a career-high 31 rebounds in a win over Churchland in 2013...Scored 1,778 points in his career as a four-year starter at Kecoughtan...Ranks fourth on the Peninsula District's all-time scoring list...Helped Kecoughtan win two district titles...Awarded Daily Press District Player of the Year,... Was ranked as the fifth best player in Virginia and the 35th ranked small forward in the country in 2013, according to ESPN.com...Made the honor roll his senior year at Kecoughtan...Played for the Boo Williams AAU program.

PROFILE

Name: Rodney Bullock, Jr.
 Birthdate: June 3, 1994
 Major: Social Science
 Family: Son of Virginia Johnson and Rodney Bullock Sr. Has two siblings, brother, Ray Johnson, and a sister, Riraca Bullock.
 Favorite Teams: Atlanta Falcons, Miami Heat
 Favorite Athletes: LeBron James, Klay Thompson
 Favorite Movie: He Got Game
 Favorite Food: Macaroni
 Favorite Book: Harry Potter
 Biggest Thrill in Sports: Making a game winner

AT PROVIDENCE OVERALL STATS

Year	GP-GS	Min/Avg	Total			3-Point			Rebounds			PF-FO	Ast	TO	Blk	Stl	Pts/Avg
			FG-FGA	Pct	FG-FGA	Pct	FT-FTA	Pct	Off-Def	Tot	Avg						
2015-16	35-35	1149/32.8	145-327	.443	34-101	.337	76-106	.717	77-162	239	6.8	104-2	34	63	47	24	400/11.4
2016-17	33-33	1082/32.8	177-406	.436	46-145	.317	119-159	.748	45-166	211	6.4	76-1	47	81	27	38	519/15.7
TOTAL	68-68	2231/32.8	322-733	.439	80-246	.325	195-265	.736	122-328	450	6.6	180-3	81	144	74	62	919/13.5

CAREER HIGHS

RODNEY BULLOCK

MINUTES	40	Southern California (3/17/16)
POINTS	36	New Hampshire (11/330/16)
REBOUNDS	14	Twice
FIELD GOALS	12	New Hampshire (11/330/16)
FG ATTEMPTS	21	New Hampshire (11/330/16)
FG PCT.	.750	Brown (11/21/15)
FREE THROWS	10	UMass (12/10/16)
FT ATTEMPTS	12	UMass (12/10/16)
FT PCT	1.000	15 times
3PT	6	Butler (12/31/15)
3PT FGA	9	Twice
3PT FG%	1.000	Bryant (12/12/15)
ASSISTS	5	Twice
TURNOVERS	7	Georgetown (1/30/16)
BLOCKS	3	Eight times
STEALS	4	Twice

OVERALL

MINUTES	40	Southern California (3/17/16)
POINTS	36	New Hampshire (11/330/16)
REBOUNDS	14	Twice
FIELD GOALS	12	New Hampshire (11/330/16)
FG ATTEMPTS	21	New Hampshire (11/330/16)
FG PCT.	.750	Brown (11/21/15)
FREE THROWS	10	UMass (12/10/16)
FT ATTEMPTS	12	UMass (12/10/16)
FT PCT	1.000	15 times
3PT	6	Butler (12/31/15)
3PT FGA	9	Twice
3PT FG%	1.000	Bryant (12/12/15)
ASSISTS	5	Twice
TURNOVERS	7	Georgetown (1/30/16)
BLOCKS	3	Eight times
STEALS	4	Twice

BIG EAST

MINUTES	39	Twice
POINTS	25	Butler (12/31/15)
REBOUNDS	14	Georgetown (1/30/16)
FIELD GOALS	7	Twice
FG ATTEMPTS	14	Butler (12/31/15)
FG PCT.	.636	Georgetown (2/13/16)
FREE THROWS	9	Seton Hall (2/8/17)
FT ATTEMPTS	10	Three times
FT PCT	1.000	Three times
3PT	6	Butler (12/31/15)
3PT FGA	9	Butler (12/31/15)
3PT FG%	.667	Butler (12/31/15)
ASSISTS	5	Georgetown (1/4/17)
TURNOVERS	7	Georgetown (1/30/16)
BLOCKS	3	Five times
STEALS	3	Georgetown (1/16/17)



Rodney Bullock Career Game-By-Game...

2015-16...

DATE	OPP.	SCORE	POINTS	REB.	ASST.	STEALS
11/14/15	Harvard	W-76-64	20	6	0	1
11/18/15	Illinois	W-60-59	13	6	0	1
11/21/15	Brown	W-94-73	24	10	2	1
11/23/15	NJIT	W-83-76	18	12	3	1
11/26/15	vs. Evansville	W-74-64	7	7	2	3
11/27/15	vs. #11 Arizona	W-69-65	7	3	1	0
11/29/15	vs. #3 Mich. State	L-77-64	9	6	3	0
12/2/15	Hartford	W-89-66	8	5	0	0
12/5/15	at Rhode Island	W-74-72	16	4	0	0
12/9/15	Boston College	W-66-51	17	7	0	0
12/12/15	Bryant	W-74-67	13	14	1	4
12/9/15	Rider	W-73-65	16	11	0	0
12/21/15	at UMass	W-90-66	8	6	0	0
12/31/15	at #9 Butler	W-81-73	25	10	3	0
1/2/16	St. John's	W-83-65	13	8	0	0
1/5/16	Marquette	L-65-64	8	9	1	1
1/12/16	at Creighton	W-50-48	0	1	0	0
1/16/16	Seton Hall	L-81-72	11	4	0	0
1/19/16	#18/24 Butler	W-71-68	16	8	1	1
1/24/16	at #4/#4 Villanova	W-82-76	8	5	1	0
1/26/16	#7 Xavier	L-75-68	3	3	2	0
1/30/16	at Georgetown	W-73-69	10	14	3	1
2/2/16	at DePaul	L-77-70	11	6	2	2
2/6/16	#3 Villanova	L-72-60	8	4	0	1
2/10/16	at Marquette	L-96-91 2OT	9	4	1	0
2/13/16	Georgetown	W-75-72	23	10	0	0
2/17/16	at #8 Xavier	L-85-74	13	8	1	2
2/25/16	at Seton Hall	L-70-52	2	3	3	0
2/27/16	DePaul	W-87-66	10	5	0	0
3/2/16	Creighton	W-70-66	3	6	1	0
3/5/16	at St. John's	W-90-76	6	4	0	2
3/10/16	vs. Butler	W-74-60	8	9	0	0
3/11/16	vs. Villanova	L-76-68	18	7	1	0
3/17/16	vs. USC - NCAA	W-70-69	16	10	1	2
3/19/16	vs. UNC - NCAA	L-85-66	2	3	0	1
			400	239	34	24
		Totals	11.4 ppg	6.8 rpg	1.0 apg	0.7 spg

2016-17..

DATE	OPP.	SCORE	POINTS	REB.	ASST.	STEALS
11/14/16	Vermont	W-80-58	18	4	1	1
11/17/16	at Ohio State	L-72-67	27	8	1	1
11/19/16	Grambling State	W-71-54	18	6	3	1
11/21/16	St. Francis	W-64-48	21	12	0	1
11/25/16	vs. Memphis	W-60-51	18	3	3	1
11/26/16	vs. #7 Virginia	L-63-52	16	6	2	0
11/30/16	New Hampshire	W-76-62	36	6	3	3
12/3/16	#21 Rhode Island	W-63-60	17	5	0	1
12/7/16	Brown	W-95-57	16	8	5	1
12/10/16	UMass	W-75-69	26	10	0	2
12/17/16	Wagner	W-76-54	8	9	0	1
12/20/16	Maine	W-79-59	8	5	0	1
12/23/16	at Boston College	L-79-67	23	6	1	4
12/28/16	at #17 Xavier	L-82-56	2	3	1	1
1/1/17	at #13 Butler	L-78-61	17	4	3	1
1/4/17	Georgetown	W-76-70	15	9	5	0
1/7/17	#10 Creighton	L-78-64	6	4	1	1
1/10/17	at DePaul	L-64-63	18	6	0	0
1/14/17	Seton Hall	W-65-61	22	5	0	1
1/16/17	at Georgetown	W-74-56	22	2	2	3
1/21/17	at #1 Villanova	L-78-68	17	5	0	1
1/25/17	St. John's	L-91-86	20	8	1	3
1/28/17	at Marquette	W-79-78	8	7	0	1
2/1/17	#4 Villanova	L-66-57	6	3	0	1
2/8/17	at Seton Hall	L-72-70 OT	19	5	1	1
2/11/17	#22 Butler	W-71-65	12	7	1	1
2/15/17	Xavier	W-75-63	16	10	4	1
2/22/17	at #23 Creighton	W-68-66	10	12	3	0
2/25/17	Marquette	W-73-69	20	10	1	1
2/28/17	DePaul	W-73-64	13	8	2	1
3/4/17	at St. John's	W-86-75	4	3	1	1
3/9/17	vs. Creighton	L-70-58	3	5	0	0
3/15/17	vs. USC	L-75-71	17	7	2	1
			507	211	47	38
		Totals	15.7 ppg	6.4 rpg	1.4 apg	1.2 spg



Kyron Cartwright #24

Junior G 5-11 185 Compton, Calif. / Compton High School '14

2016-17: Scored nine points, grabbed four rebounds and had 12 assists versus Vermont (11/14/16)...Scored six points and had eight assists and zero turnovers at Ohio State (11/17/16)...Registered eight points and eight assists versus Grambling (11/19/16)...Scored six points and had nine assists versus St. Francis (11/21/16)...Recorded 13 points, four rebounds and five assists versus Memphis (11/25/16)...Scored seven points and had seven assists versus No. 7/6 Virginia (11/26/16)...Scored 12 points and registered four assists versus New Hampshire (11/30/16)...Scored 19 points after shooting 4-6 from three and had eight assists and four rebounds versus No. 21/25 Rhode Island (12/3/16)...Scored six points and had 12 assists versus UMass (12/10/16)...Scored five points and recorded 11 assists versus Wagner (12/17/16)...Scored nine points, recorded six assists and grabbed six rebounds versus Maine (12/20/16)...Had nine points, five assists and four steals at Boston College (12/23/16)...Recorded eight points and eight assists at No. 17/17 Xavier (12/28/16)...Recorded a game-high 26 points and was 3-5 from three-point territory at No. 13/13 Butler (1/1/17)...Scored 15 points and grabbed four rebounds versus Georgetown (1/4/17)...Scored 20 points and had eight assists versus Seton Hall (1/14/17)...Scored 16 points, had 11 assists and grabbed nine rebounds at Georgetown (1/16/17)...Scored 12 points and had five assists at No. 1/2 Villanova (1/21/17)...Scored 16 points and had five assists versus St. John's (1/25/17)...Scored 18 points, grabbed six rebounds and had six assists at Marquette (1/28/17)...Scored six points, had five assists and grabbed six rebounds versus No. 4/4 Villanova (2/1/17)...Scored 13 points and recorded five assists at Seton Hall (2/8/17)...Scored 14 points and had seven assists versus No. 22/21 Butler (2/11/17)...Scored 17 points, grabbed seven rebounds and registered five assists versus Xavier (2/15/17)...Registered 13 points, 10 assists and five rebounds at No. 23/23 Creighton (2/22/17)...Scored 16 points and had eight assists versus Marquette (2/25/17)...Scored 14 points and had six assists versus DePaul (2/28/17)...Scored eight points, grabbed eight rebounds, had seven assists and made three steals versus St. John's (3/4/17)...**Named Second Team All-BIG EAST (3/6/17)...Named BIG EAST Most Improved Player (3/7/17)...Named to the USBWA District 1 Team (3/7/17)... Named USBWA District 1 Player of the Year (3/7/17)**...Scored 15 points

and grabbed seven rebounds versus Creighton (3/9/17) in BIG EAST Quarterfinals...Scored nine points and dished out 7 assists in the NCAA First Four game against Southern California (3/15/17)... **Earned the Team's Jimmy Walker Award as MVP (4/8/17)**...

2015-16: Scored eight points and made six assists versus Illinois (11/18/15)...Registered four points and four assists versus No. 11 Arizona (11/27/15)...Scored two points and grabbed one rebound at Rhode Island (12/5/15)...Registered nine points, four assists, and four rebounds versus Boston College (12/9/15)...Scored six points and recorded three assists versus Bryant (12/12/15)... Scored 13 points and added nine assists versus Rider (12/19/15)...Scored 11 points and grabbed four rebounds versus St. John's (1/2/16)...Registered two points, five rebounds and three assists at Creighton (1/12/16)...Scored 10 points, added four assists and made three steals versus Seton Hall (1/16/16)...Scored 13 points, had two assists, and one rebound versus Butler (1/19/16)...Scored 13 points and recorded three assists at No. 4/4 Villanova (1/24/16)...Scored seven points, grabbed five rebounds, and had two assists versus No. 7/8 Xavier (1/26/16)...Scored six points, recorded six assists and grabbed three rebounds at Georgetown (1/30/16)...Scored 10 points, added six assists, grabbed five rebounds and made three steals at DePaul (2/2/16)...Grabbed six rebounds, had eight assists and made three steals versus No. 3/4 Villanova (2/16/16)...Registered seven assists, two points, two steals, and one rebound at Marquette (2/10/16)...Scored six points, grabbed one rebound, and had one assist at No. 8/7 Xavier (2/17/16)...Scored seven points, grabbed six rebounds and made five assists at Seton Hall (2/25/16)...Scored 16 points and recorded eight assists versus DePaul (2/27/16)...Scored six points, grabbed six rebounds, had five assists and tallied two steals versus Creighton (3/2/16)...Scored seven points and had six assists at St. John's (3/5/16)...Scored 14 points while shooting 6-10 from the field versus No. 3/2 Villanova (3/11/16)...Scored 10 points, added six assists, two rebounds, and one steal in the NCAA First Round game versus Southern California (3/17/16)...Scored seven points, grabbed three rebounds, and had one assist in the NCAA Second Round game versus North Carolina (3/19/16)...

2014-15: Started his first game with the Friars and scored eight points, recorded five assists and grabbed three rebounds versus Albany (11/15/14)...Scored six points, had five assists and two steals versus Binghamton (11/17/14)...Registered six assists versus Navy (11/20/14)...Scored eight points and had seven assists versus Yale (11/28/14)...Scored nine points versus Brown (12/8/14)...Recorded seven assists versus Rhode Island (12/10/14)...Registered a double-double with 10 points and 10 assists versus Stony Brook (12/13/14)...Scored four points versus Xavier (1/22/15)...Scored 11 points and was 5-5 from the field versus DePaul (1/29/15)...Scored five points, grabbed four rebounds and registered three assists versus Seton Hall (2/14/15)...Scored six points and recorded four assists at DePaul (2/18/15)...Scored 12 points, grabbed four rebounds and had three assists at Villanova (2/14/15)...Recorded seven assists versus Marquette (3/1/15)...Scored five points versus #21 Butler (3/7/15)...Scored 5 points and had two assists versus Dayton in the NCAA Second Round (3/20/15)...

HIGH SCHOOL: Attended Compton High School in Compton, Calif. from 2012-14....Played varsity basketball for Coach Tony Thomas at Compton...Averaged 12 points and seven assists in 2013 and 18 points and nine assists in 2014...Earned First Team All-Moore League and Daily Breeze All-Area honors in 2013 and 2014...Led Compton High School to a 20-11 mark in 2013 and 25-8 mark in 2014...Ranked No. 45 for his position by ESPN.

PROFILE

Name: Kyron Nahshon Cartwright
 Birthdate: June 6, 1996
 Major: Sports Media
 Family: Son of Anthony Cartwright and Jenise Henderson-Cartwright...Has one brother, Bryce, who played basketball at Iowa
 Favorite Team: Oklahoma City Thunder
 Favorite Athlete: Jeremy Lamb
 Favorite Movie: Rush Hour 2
 Favorite Food: BBQ Chicken Salad

AT PROVIDENCE OVERALL STATS

Year	GP-GS		Total		3-Point		FT-FTA		Rebounds		PF-FO		Ast	TO	Blk	Stl	Pts/Avg								
			FG-FGA	Pct	FG-FGA	Pct	Pct	Pct	Off-Def	Tot	Avg	Avg													
2014-15	34	8	639	18.8	46	121	.380	4	33	.121	23	31	.742	7	46	53	1.6	41	0	89	41	2	22	119	3.5
2015-16	35	10	847	24.2	73	201	.363	20	55	.364	39	58	.672	11	67	78	2.2	72	1	139	49	2	32	205	5.9
2016-17	33	33	1091	33.1	132	314	.420	31	80	.388	80	112	.714	17	100	117	3.5	67	1	222	96	1	36	375	11.4
TOTAL	102	51	2577	25.3	251	636	.395	55	168	.327	142	201	.706	35	213	248	2.4	180	2	450	186	5	90	699	6.9

CAREER HIGHS

KYRON CARTWRIGHT

MINUTES	41
POINTS	26
REBOUNDS	9
FIELD GOALS	10
FG ATTEMPTS	22
FG PCT.	1.000
FREE THROWS	8
FT ATTEMPTS	9
FT PCT	1.000
3PT	4
3PT FGA	6
3PT FG%	1.000
ASSISTS	12
TURNOVERS	7
BLOCKS	1
STEALS	4

OVERALL

Marquette (2/10/16)
Butler (1/1/17)
Georgetown (1/16/17)
Butler (1/1/17)
Butler (1/1/17)
Four times
DePaul (2/27/16)
DePaul (2/27/16)
15 times
Rhode Island (12/3/16)
Twice
Seven Times
Twice
Twice
Grambling (11/19/16)
Four times
Boston College (12/23/16)

BIG EAST

Marquette (2/10/16)
Butler (1/1/17)
Georgetown (1/16/17)
Butler (1/1/17)
Butler (1/1/17)
Three times
DePaul (2/27/16)
DePaul (2/27/16)
11 times
Twice
Xavier (1/26/16)
DePaul (2/28/17)
Georgetown (1/16/17)
St. John's (1/25/17)
Four times



Kyron Cartwright Career Game-By-Game...

2014-15...

DATE	OPP.	SCORE	POINTS	REB.	ASST.	STEALS
11/15/14	Albany	W-64-60	8	3	5	0
11/17/14	Binghamton	W-65-44	6	2	5	2
11/20/14	Navy	W-88-51	1	2	6	0
11/22/14	vs. Florida State	W-80-54	3	0	3	3
11/23/14	vs. Notre Dame	W-75-74	0	2	3	2
11/28/14	Yale	W-72-66	8	6	7	1
11/30/14	at #1 Kentucky	L-58-38	0	2	2	0
12/5/14	at Boston College	L-69-60	0	1	1	0
12/8/14	Brown	L-77-67	9	2	1	1
12/10/14	Rhode Island	W-68-60	2	3	7	1
12/13/14	Stony Brook	W-79-61	10	4	10	3
12/20/14	UMass	W-85-65	2	4	2	1
12/22/14	vs. Miami	W-76-62	3	0	0	1
12/31/14	Creighton	W-65-53	0	0	0	0
1/3/15	at Marquette	L-75-66	0	2	0	0
1/6/15	at Butler	W-66-62	2	0	0	0
1/10/15	Georgetown	W-60-57 OT	0	0	0	0
1/14/15	St. John's	L-83-70	1	0	0	0
1/17/15	at Creighton	W-74-65	0	0	2	0
1/22/15	Xavier	W-69-66 OT	4	0	1	0
1/29/15	DePaul	W-83-72	11	0	2	0
1/31/15	at St. John's	L-75-66	2	4	4	0
2/4/15	at #24 Georgetown	W-74-71	2	0	2	0
2/7/15	at Xavier	L-78-69	4	1	5	0
2/11/15	#6 Villanova	L-74-68	0	1	1	0
2/14/15	Seton Hall	W-69-62	5	4	3	1
2/18/15	at DePaul	W-84-57	6	1	4	1
2/24/15	at Villanova	L-89-61	12	4	3	1
3/1/15	Marquette	W-77-66	2	2	7	1
3/4/15	at Seton Hall	W-79-66	5	0	0	1
3/7/15	#21 Butler	L-68-64	5	3	0	1
3/12/15	vs. St. John's	W-74-57	2	0	1	0
3/13/15	vs. #4 Villanova	L-63-61	0	0	0	0
3/20/15	vs. Dayton - NCAA	L-66-53	5	0	2	1
			119	53	89	22
	Totals		3.5 ppg	1.6 rpg	2.6 apg	0.7 spg

2016-17...

DATE	OPP.	SCORE	POINTS	REB.	ASST.	STEALS
11/14/16	Vermont	W-80-68	9	4	12	1
11/17/16	at Ohio State	L-72-67	6	1	8	0
11/19/16	Grambling	W-71-54	8	2	8	3
11/21/16	St. Francis	W-64-48	6	2	9	0
11/25/16	vs. Memphis	W-60-51	13	4	5	2
11/26/16	vs. #7 Virginia	L-63-52	7	1	7	0
11/30/16	New Hampshire	W-76-62	12	4	4	1
12/3/16	#21 Rhode Island	W-63-60	19	4	8	1
12/6/16	Brown	W-95-57	2	3	4	0
12/10/16	UMass	W-75-69	6	2	12	0
12/17/16	Wagner	W-76-54	5	2	11	0
12/20/16	Maine	W-79-59	9	6	6	2
12/23/16	at Boston College	L-79-67	9	5	5	4
12/28/16	at #17 Xavier	L-82-56	8	2	8	1
1/1/17	at #13 Butler	L-78-61	26	6	4	1
1/4/17	Georgetown	W-76-70	15	4	3	1
1/7/17	#10 Creighton	L-78-64	1	1	2	0
1/11/17	at DePaul	L-64-63	5	0	7	1
1/14/17	Seton Hall	W-65-61	20	2	8	1
1/16/17	at Georgetown	W-74-56	16	9	11	2
1/21/17	at #1 Villanova	L-78-68	12	3	5	0
1/25/17	St. John's	L-91-86	16	2	5	2
1/28/17	at Marquette	W-79-78	16	6	6	1
2/1/17	#4 Villanova	L-66-57	8	6	5	0
2/8/17	at Seton Hall	L-72-70 OT	13	3	5	1
2/11/17	#22 Butler	W-71-65	14	2	7	0
2/15/17	Xavier	W-75-63	17	7	5	3
2/22/17	at #23 Creighton	W-68-66	13	5	10	2
2/25/17	Marquette	W-73-69	16	1	8	1
2/28/17	DePaul	W-73-64	14	2	6	1
3/4/17	at St. John's	W-86-75	8	8	7	3
3/9/17	vs. Creighton	L-70-58	15	7	4	1
3/15/17	vs. USC	L-75-71	9	1	7	0
			375	117	222	36
	Totals		11.4 ppg	3.5 rpg	6.7 apg	1.1 sp

2015-16...

DATE	OPP.	SCORE	POINTS	REB.	ASST.	STEALS
11/14/15	Harvard	W-76-64	2	1	4	3
11/18/15	Illinois	W-60-59	8	3	6	0
11/21/15	Brown	W-94-73	2	0	4	0
11/23/15	NJIT	W-83-76	0	0	2	0
11/26/15	vs. Evansville	W-74-64	0	0	2	0
11/27/15	vs. #11 Arizona	W-69-65	4	1	4	0
11/29/15	vs. #3 Mich. State	L-77-64	4	0	1	0
12/2/15	Hartford	W-89-66	0	1	3	1
12/5/15	at Rhode Island	W-74-72	2	1	0	0
12/9/15	Boston College	W-66-51	9	4	4	0
12/12/15	Bryant	W-74-67	6	1	3	2
12/19/15	Rider	W-73-65	13	3	9	2
12/21/15	at UMass	W-90-66	0	2	5	1
12/31/15	at #9 Butler	W-81-73	0	0	3	0
1/2/16	St. John's	W-83-65	11	4	2	0
1/5/16	Marquette	L-65-64	2	2	1	0
1/12/16	at Creighton	W-50-48	2	5	3	1
1/16/16	Seton Hall	L-81-72	10	1	4	3
1/19/16	#24 Butler	W-71-68	13	1	2	1
1/24/16	at #4 Villanova	W-82-76	13	2	3	1
1/26/16	#7 Xavier	L-75-68	7	5	2	0
1/30/16	at Georgetown	W-73-69	6	3	6	0
2/2/16	at DePaul	L-77-70	10	5	6	3
2/6/16	#3 Villanova	L-72-60	2	6	8	3
2/10/16	at Marquette	L-96-91 2OT	2	1	7	2
2/13/16	Georgetown	W-75-72	2	1	4	0
2/17/16	at #8 Xavier	L-85-74	6	1	1	0
2/25/16	at Seton Hall	L-70-52	7	6	5	1
2/27/16	DePaul	W-87-66	16	2	8	2
3/2/16	Creighton	W-70-66	6	6	5	2
3/5/16	at St. John's	W-90-76	7	3	6	2
3/10/16	vs. Butler	W-74-60	2	1	6	1
3/11/16	vs. #3 Villanova	L-76-68	14	1	3	0
3/17/16	vs. USC - NCAA	W-70-69	10	2	6	1
3/19/16	vs. UNC - NCAA	L-85-66	7	3	1	0
			198	75	139	32
	Totals		5.8 ppg	2.2 rpg	4.0 apg	0.9 spg



Emmitt Holt #15

Junior F 6-7 230

Webster, N.Y./Webster-Schroeder High School/Indian Hills Community College



2016-17: Recorded a game-high 22 points, grabbed five rebounds and made three blocks in 31 minutes versus Vermont (11/14/16)...Scored 11 points and grabbed five rebounds against Ohio State (11/17/16)...Scored 17 points, had three assists and three steals versus Grambling (11/19/16)...Registered 16 points and 10 rebounds versus Memphis (11/25/16)...Recorded 11 points and grabbed six rebounds versus No. 7/6 Virginia (11/26/16)... **Named to the All-Tournament Team at the Emerald Coast Classic (11/26/16)**...Scored six points and grabbed five rebounds versus No. 21/25 Rhode Island (12/3/16)...Scored 20 points on 9-10 shooting from the field, grabbed 5 rebounds and registered five assists versus Brown (12/6/16)...Scored 18 points and grabbed six rebounds versus UMass (12/10/16)...Scored 11 points and grabbed four rebounds versus Wagner (12/17/16)...Registered 18 points and 10 rebounds versus Maine (12/20/16)...Recorded 16 points and 11 rebounds at Boston College (12/23/16)...Scored 17 points and grabbed five rebounds versus Georgetown (1/4/17)...Scored 17 points and grabbed seven rebounds versus No. 10/10 Creighton (1/7/17)...Scored 13 points and grabbed eight rebounds at DePaul (1/10/17)... Scored 10 points and grabbed five rebounds versus Seton Hall (1/14/17)...Scored 11 points on 4-5 shooting at Georgetown (1/16/17)...Scored eight points and had four assists at No. 1/2 Villanova (1/21/17)...Recorded 13 points and six rebounds at Marquette (1/28/17)...Scored 14 points at Seton Hall (2/8/17)...Scored 12 points versus No. 22/21 Butler (2/11/17)...Scored 18 points and was 3-6 from three-point territory at No. 23/23 Creighton (2/22/17)...Scored eight points and recorded seven rebounds versus Marquette (2/25/17)...Scored 14 points and made three steals versus DePaul (2/28/17)...Scored 14 points and grabbed four rebounds at St. John's (3/4/17)...Scored 14 points versus Creighton (3/9/17) in BIG EAST Quarterfinals...Scored 18 points and grabbed 11 rebounds in the NCAA First Four game against Southern California (3/15/17)... **Earned the Team's Lenny Wilkens Hustle Award (4/8/17)**...

2015-16: Averaged 11.6 points and 6.4 rebounds per game for Indian Hills Community College (Ottumwa, Iowa)...Ranked second in the nation among NJCAA Division I players in field goal percentage (.689).

2014-15: Played in 29 games for Indiana University, averaged 3.6 points and 3.0 rebounds per game...Shot 65 percent from the field and was second on the team with 21 blocked shots...Registered a career-high 15 points and grabbed five rebounds versus Pittsburgh (12/2/14)...Scored six points and grabbed 12 rebounds versus Maryland in the Big Ten Tournament (3/13/15).

HIGHSCHOOL: Attended Webster Schroeder High School (Rochester, N.Y.)...Averaged 19.8 points, 14.6 rebounds and 5.0 blocks...Named Second Team All-State and a finalist for Mr. Basketball in New York...Earned Democrat and Chronicle All-Greater Rochester team honors in 2013 and 2014...Played AAU basketball for the Albany City Rocks.

PROFILE

Name: Emmitt D. Holt
 Birthdate: April 23, 1996
 Major: Social Science
 Family: Son of Caroline and Ben Holt. Has two brothers, Ben Jr. and Nick, and one sister, Jennifer.
 Interests/Hobbies: Fishing, playing 2K
 Favorite Athlete: Derrick Rose
 Favorite Movies: Lion King, Straight Outta Compton, Roll Bounce
 Favorite Food: Chicken Alfredo
 Biggest Thrill in Sports: Winning a game the team had to grind out

AT INDIANA OVERALL STATS

Year	GP-GS	Min/Avg	Total		3-Point		FT-FTA	Pct	Off-Def	Tot	Avg	PF-FO	Ast	TO	Blk	Stl	Pts/Avg
			FG-FGA	Pct	FG-FGA	Pct											
2014-15	29-0	332/11.4	39-60	.650	0-0	.000	27-50	.540	38-48	86	3.0	48-1	5	11	21	7	105/3.6
TOTAL	29-0	332/11.4	39-60	.650	0-0	.000	27-50	.540	38-48	86	3.0	48-1	5	11	21	7	105/3.6

AT PROVIDENCE OVERALL STATS

Year	GP-GS	Min/Avg	Total		3-Point		FT-FTA	Pct	Off-Def	Tot	Avg	PF-FO	Ast	TO	Blk	Stl	Pts/Avg
			FG-FGA	Pct	FG-FGA	Pct											
2016-17	32-28	879/27.5	149-285	.523	21-61	.344	82-121	.678	55-117	172	5.4	101-4	32	45	25	22	401/12.5
TOTAL	32-28	879/27.5	149-285	.523	21-61	.344	82-121	.678	55-117	172	5.4	101-4	32	45	25	22	401/12.5

CAREER HIGHS

EMMITT HOLT

MINUTES	38	Villanova (1/21/17)
POINTS	22	Vermont (11/14/16)
REBOUNDS	12	Maryland (3/13/15)
FIELD GOALS	9	Twice
FG ATTEMPTS	14	Creighton (1/7/17)
FG PCT.	1.000	Seven times
FREE THROWS	7	Georgetown (1/4/17)
FT ATTEMPTS	11	Georgetown (1/4/17)
FT PCT	1.000	10 times
3PT	3	Creighton (2/22/17)
3PT FGA	6	Creighton (2/22/17)
3PT FG%	1.000	Twice
ASSISTS	5	Brown (12/7/16)
TURNOVERS	4	DePaul (1/11/17)
BLOCKS	4	Xavier (2/15/17)
STEALS	3	Three times

OVERALL

MINUTES	38	Villanova (1/21/17)
POINTS	18	Creighton (2/22/17)
REBOUNDS	8	DePaul (1/11/17)
FIELD GOALS	7	Creighton (1/7/17)
FG ATTEMPTS	14	Creighton (1/7/17)
FG PCT.	.625	Georgetown (1/4/17)
FREE THROWS	7	Georgetown (1/4/17)
FT ATTEMPTS	11	Georgetown (1/4/17)
FT PCT	1.000	Three times
3PT	3	Creighton (2/22/17)
3PT FGA	6	Creighton (2/22/17)
3PT FG%	1.000	Georgetown (1/16/17)
ASSISTS	4	Villanova (1/21/17)
TURNOVERS	4	DePaul (1/11/17)
BLOCKS	4	Xavier (2/15/17)
STEALS	3	Twice

BIG EAST

MINUTES	38	Villanova (1/21/17)
POINTS	18	Creighton (2/22/17)
REBOUNDS	8	DePaul (1/11/17)
FIELD GOALS	7	Creighton (1/7/17)
FG ATTEMPTS	14	Creighton (1/7/17)
FG PCT.	.625	Georgetown (1/4/17)
FREE THROWS	7	Georgetown (1/4/17)
FT ATTEMPTS	11	Georgetown (1/4/17)
FT PCT	1.000	Three times
3PT	3	Creighton (2/22/17)
3PT FGA	6	Creighton (2/22/17)
3PT FG%	1.000	Georgetown (1/16/17)
ASSISTS	4	Villanova (1/21/17)
TURNOVERS	4	DePaul (1/11/17)
BLOCKS	4	Xavier (2/15/17)
STEALS	3	Twice



Emmitt Holt Career Game-By-Game...

2014-15...

DATE	OPP.	SCORE	POINTS	REB.	ASST.	STEALS
11/22/14	LAMAR	W 85-72	4	2	0	1
11/28/14	UNCG	W 87-79	0	5	0	0
12/2/14	PITTSBURGH	L 81-69	15	5	0	0
12/6/14	SAVANNAH ST	W 95-49	8	5	0	1
12/9/14	vs Louisville	L 94-74	4	3	0	0
12/13/14	GRAND CANYON	W 94-66	6	2	0	0
12/20/14	vs Butler	W 82-73	0	0	0	0
12/22/14	NEW ORLEANS	W 79-59	8	2	0	0
12/27/14	vs Georgetown	L 91-87 (OT)	0	2	1	0
12/31/14	at Nebraska	W 70-65	6	4	0	0
1/5/15	at Michigan State	L 70-50	4	2	0	0
1/10/15	OHIO STATE	W 69-66	5	7	0	0
1/13/15	PENN STATE	W 76-73	1	0	1	1
1/18/15	at Illinois	W 80-74	4	2	0	0
1/22/15	MARYLAND	W 89-70	0	1	0	0
1/25/15	at Ohio State	L 82-70	4	5	0	0
1/28/15	at Purdue	L 83-67	2	1	0	1
1/31/15	RUTGERS	W 72-64	4	3	1	0
2/3/15	at Wisconsin	L 92-78	3	3	0	0
2/8/15	Michigan	W 70-67	1	1	0	0
2/15/15	MINNESOTA	W 90-71	4	3	1	0
2/19/15	PURDUE	L 67-63	0	1	0	0
2/22/15	at Rutgers	W 84-54	3	3	0	0
2/25/15	at Northwestern	W 71-56	0	1	0	0
3/3/15	IOWA	L 77-63	4	5	0	0
3/7/15	MICHIGAN STATE	L 74-72	1	2	0	0
3/12/15	vs Northwestern	W 71-56	8	4	1	1
3/13/15	vs Maryland	L 75-69	6	12	0	2
3/20/15	vs Wichita State	L 81-76	0	0	0	0
			105	86	5	7
Totals			3.6 ppg	3.0 rpg	0.2 apg	0.2 spg

2016-17..

DATE	OPP.	SCORE	POINTS	REB.	ASST.	STEALS
11/14/16	Vermont	W-80-58	22	5	0	0
11/17/16	at Ohio State	L-72-67	11	5	1	0
11/19/16	Grambling	W-71-54	17	4	3	3
11/25/16	vs. Memphis	W-60-51	16	10	0	0
11/26/16	vs. #7 Virginia	L-63-52	11	6	1	2
11/30/16	New Hampshire	W-76-62	5	4	0	0
12/3/16	#21 Rhode Island	W-63-60	6	5	0	1
12/6/16	Brown	W-95-57	20	5	5	2
12/10/16	UMass	W-75-69	18	6	0	0
12/17/16	Wagner	W-76-54	11	4	2	0
12/20/16	Maine	W-79-59	18	10	1	0
12/23/16	at Boston College	L-79-67	16	11	1	0
12/28/16	at #17 Xavier	L-82-56	4	1	0	1
1/1/17	at #13 Butler	L-78-61	6	7	0	1
1/4/17	Georgetown	W-76-70	17	5	0	0
1/7/17	#10 Creighton	L-78-64	17	7	0	0
1/11/17	at DePaul	L-64-63	13	8	0	3
1/14/17	Seton Hall	W-65-61	10	5	2	1
1/16/17	at Georgetown	W-74-56	11	3	0	0
1/21/17	at #1 Villanova	L-78-68	8	6	4	1
1/25/17	St. John's	L-91-86	8	3	2	0
1/28/17	at Marquette	W-79-78	13	6	0	0
2/1/17	#4 Villanova	L-66-57	7	7	0	1
2/8/17	at Seton Hall	L-72-70 OT	14	2	3	1
2/11/17	#22 Butler	W-71-65	12	4	0	0
2/15/17	Xavier	W-75-63	4	3	1	1
2/22/17	at 23 Creighton	W-68-66	18	0	0	1
2/25/17	Marquette	W-73-69	8	7	2	0
2/28/17	DePaul	W-73-64	14	4	1	3
3/4/17	at St. John's	W-86-75	14	4	0	0
3/9/17	vs. Creighton	L-70-58	14	4	2	0
3/15/17	vs. USC	L-75-71	18	11	1	0
			401	172	32	22
Totals			12.5 ppg	5.4 rpg	1.0 apg	0.7 spg



Jalen Lindsey #21
Junior

G

6-7

220

Murfreesboro, Tenn. /Huntington Prep '14

2016-17: Scored six points and made three steals versus Vermont (11/14/16)...Scored 10 points and grabbed five rebounds versus Ohio State (11/17/16)...Scored 10 points and grabbed five rebounds versus Grambling (11/19/16)...Recorded eight rebounds versus St. Francis (11/2/16)...Scored 18 points and was 4-6 from three-point territory versus No. 7/6 Virginia (11/26/16)...Scored 11 points and was 3-4 from three-point territory versus New Hampshire (11/30/16)...Scored 13 points versus No. 21/25 Rhode Island (12/3/16)...Scored 16 points on 4-5 shooting from 3-point territory against Brown (12/6/16)...Scored 16 points and grabbed eight rebounds versus Wagner (12/17/16)...Scored 12 points and grabbed nine rebounds versus Maine (12/2/16)...Scored 15 points at No. 17/17 Xavier (12/28/16)...Scored a team-high 19 points and was 4-6 from three-point territory versus Georgetown (1/4/17)...Scored 11 points and grabbed five rebounds versus No. 10/10 Creighton (1/7/17)...Scored 14 points on 4-7 shooting from three-point territory at Georgetown (1/16/17)...Scored 14 points and was 4-7 from three-point territory at No. 1/2 Villanova (1/21/17)...Scored 13 points and was 3-6 from three-point territory versus St. John's (1/25/17)...Scored 14 points and grabbed five rebounds as he was 4-5 from three-point territory at Marquette (1/28/17)...Scored eight points and grabbed 12 rebounds at Seton Hall (2/8/17)...Scored nine points and grabbed six rebounds versus No. 22/21 Butler (2/11/17)...Scored 13 points and grabbed five rebounds versus Xavier (2/15/17)...Scored nine points and grabbed five rebounds at No. 23/23 Creighton (2/22/17)...Scored 10 points versus Marquette (2/25/17)...Scored 12 points and made three steals versus DePaul (2/28/17)...Scored 17 points, grabbed four rebounds and had three assists at St. John's (3/4/17)...Scored 17 points on four three pointers in the NCAA First Four game against Southern California (3/15/17)... **Earned the Team's Ryan Gomes Most Improved Player Award (4/8/17)**...

2015-16: Scored 14 points and grabbed five rebounds while shooting 6-7 from the field versus Brown (11/21/15)...Scored 12 points versus NJIT (11/23/15)...Scored 15 points and grabbed eight rebounds versus Hartford (12/2/15)...Registered nine rebounds, eight points, two steals, and one assist versus Boston College (12/9/15)...Registered 15 points, seven rebounds, and three assists versus Bryant (12/12/15)...Recorded 13 points and 13 rebounds versus Rider (12/19/15)...Scored 15 points and grabbed eight rebounds at UMass (12/21/15)...Scored eight points versus St. John's (2/1/16)...Scored five points and grabbed seven rebounds and made two steals at Creighton (1/12/16)...Scored eight points, grabbed seven rebounds, and had one assist versus No. 7/8 Xavier (1/26/16)...Scored eight points, grabbed three rebounds, had three steals and recorded two assists versus Villanova (2/6/16)...Registered eight rebounds, seven assists, and two assists at Marquette (2/10/16)...Registered three rebounds, one assist, and one steal at No. 8/7 Xavier (2/17/16)...Scored 14 points and grabbed four rebounds versus DePaul (2/27/16)...Scored 13 points, grabbed one rebound, and had one steal versus Creighton (3/2/16)...Registered a career high 30 points and grabbed six rebounds at St. John's (3/5/16)...Scored eight points and grabbed seven rebounds versus Butler (3/10/16)...Scored seven points and grabbed six rebounds versus No. 3/2 Villanova (3/11/16)...Tallied five points, three rebounds, one assist, and one steal in the NCAA First Round game vs. Southern California (3/17/16)...

2014-15: Played 13 minutes in his first game versus Albany (11/15/14)...Scored three points and grabbed four rebounds versus Binghamton (11/17/14)...Scored five points versus Navy (11/20/14)...Scored 15 points on 5-6 shooting from three-point territory versus Florida State (11/22/14)...Did not play versus Yale due to an injured ankle (11/28/14)...Scored six points versus Brown (12/8/14)...Scored eight points versus Stony Brook (12/13/14)...Scored eight points versus UMass (12/20/14)...Scored eight points versus Creighton (12/31/14)...Scored eight points and grabbed five rebounds at Creighton (1/17/15)...Scored five points at No. 24 Georgetown (2/4/15)...Scored six points, grabbed four rebounds and made three steals (2/7/15)...Scored nine points and was 3-5 from three point territory versus #4 Villanova (3/13/15)... Scored 12 points and was 4-8 from three point range versus Dayton in the NCAA Second Round (3/20/15).

HIGH SCHOOL: Attended Christ Presbyterian Academy (Nashville, Tenn.) from 2010-13...Attended Huntington Prep (Huntington, W. Va.) in 2014...Played varsity basketball all four years...Served as captain for all four varsity years...Shot 52 percent from field, including 43 percent from three-point territory at Huntington Prep... Led Christ Presbyterian to the State Championship title in 2012 and 2013...Earned First Team All-State honors and First Team All-Conference honors for his freshman, sophomore, and junior years...Earned Tennessee's Mr. Basketball in 2013...Earned Playoff MVP in 2012 and 2013...Scored 43 points and grabbed 13 rebounds in the Tournament Championship against Ballard in 2013...Played for AAU teams Southern Stampede and Tennessee Travelers...Ranked No. 84 by Scout.com, No. 69 by Rivals.com, No. 100 by CBS 247, and No. 84 by ESPN.

PROFILE

Name: Jalen Dontae Lindsey
 Birthdate: April 26, 1996
 Major: Social Science
 Family: Son of Walter and Sandra Lindsey... Has two brothers, Chris Perkins and Zavien Lindsey
 Interests/Hobbies: Watching movies, spending time with family and friends
 Favorite Team: Oklahoma City Thunder
 Favorite Athlete: Kevin Durant
 Favorite Movie: Love and Basketball
 Favorite Food: Pizza

Interesting Facts: Mother played basketball at University of Alabama and Houston; Cousin, Brendon Triche, played basketball at Syracuse (2009-13)

AT PROVIDENCE OVERALL STATS

Year	GP-GS	Min/Avg	Total			3-Point		FT-FTA	Pct	Off-Def	Tot	Avg	PF-FO	Ast	TO	Blk	Stl	Pts/Avg
			FG-FGA	Pct	FG-FGA	Pct												
2014-15	33-13	590/17.9	43-119	.361	31-94	.330	10-18	.556	17-34	51	1.5	39-0	6	8	3	14	127/3.8	
2015-16	33-17	861/26.1	80-210	.381	39-145	.269	33-45	.733	46-98	144	4.4	49-0	24	23	4	17	232/7.0	
2016-17	32-32	1026/32.1	106-232	.457	74-161	.460	57-77	.740	38-100	138	4.3	69-2	22	23	8	28	343/10.7	
TOTAL	98-62	2477/25.3	229-561	.408	144-400	.360	100-140	.714	101-232	333	3.4	157-2	52	54	15	59	702/7.2	

CAREER HIGHS
JALEN LINDSEY

	MINUTES	POINTS	REBOUNDS	FIELD GOALS	FG ATTEMPTS	FG PCT.	FREE THROWS	FT ATTEMPTS	FT PCT	3PT	3PT FGA	3PT FG%	ASSISTS	TURNOVERS	BLOCKS	STEALS
OVERALL	40	30	13	10	16	1.000	7	8	1.000	6	12	1.000	3	3	2	3
	Georgetown (1/4/17)	St. John's (3/5/16)	Rider (12/19/15)	St. John's (3/5/16)	Twice	Butler (3/7/15)	Maine (2/20/16)	Maine (2/20/16)	12 times	St. John's (3/5/16)	Rider (12/19/15)	Three times	Three times	Twice	New Hampshire (11/30/16)	Five times

BIG EAST

40	30	12	10	16	1.000	6	8	1.000	6	7	1.000	2	3	1	3	
Georgetown (1/4/17)	St. John's (3/5/16)	Seton Hall (2/8/17)	St. John's (3/5/16)	St. John's (3/5/16)	St. John's (3/5/16)	Butler (3/7/15)	Three times	St. John's (3/4/17)	11 times	St. John's (3/5/16)	Four times	Villanova (2/11/15)	Four times	Twice	Four times	Three



Jalen Lindsey Career Game-By-Game...

2014-15...

DATE	OPP.	SCORE	POINTS	REB.	ASST.	STEALS	
11/15/14	Albany	W-64-60	0	1	0	0	
11/17/14	Binghamton	W-65-44	3	4	0	1	
11/20/14	Navy	W-88-51	5	0	1	0	
11/22/14	vs. Florida State	W-80-54	15	1	0	0	
11/23/14	vs. Notre Dame	W-75-74	3	0	0	0	
11/30/14	at #1 Kentucky	L-58-38	0	2	0	0	
12/5/14	at Boston College	L-69-60	3	2	1	0	
12/8/14	Brown	L-77-67	6	0	0	3	
12/10/14	Rhode Island	W-68-60	2	1	0	0	
12/13/14	Stony Brook	W-79-61	8	3	0	2	
12/20/14	UMass	W-85-65	8	1	2	0	
12/22/14	vs. Miami	W-76-62	3	1	0	0	
12/31/14	Creighton	W-65-53	8	1	0	0	
1/3/15	at Marquette	L-75-66	0	1	1	0	
1/6/15	at Butler	W-66-62	4	1	0	1	
1/10/15	Georgetown	W-60-57 OT	2	3	0	2	
1/14/15	St. John's	L-83-70	3	5	0	0	
1/17/15	at Creighton	W-74-65	8	5	0	0	
1/22/15	Xavier	W-69-66 OT	0	2	0	0	
1/29/15	DePaul	W-83-72	0	0	0	0	
1/31/15	at St. John's	L-75-66	3	2	0	0	
2/4/15	at #24 Georgetown	W-74-71	5	1	0	0	
2/7/15	at Xavier	L-78-69	6	4	0	3	
2/11/15	#6 Villanova	L-74-68	3	2	0	0	
2/14/15	Seton Hall	W-69-62	0	0	0	0	
2/18/15	at DePaul	W-84-57	1	1	0	0	
2/24/15	at #6 Villanova	L-89-61	4	2	0	0	
3/1/15	Marquette	W-77-66	1	2	0	1	
3/4/15	at Seton Hall	W-79-66	0	0	0	0	
3/7/15	#21 Butler	L-68-64	2	0	0	1	
3/12/15	vs. St. John's	W-74-57	0	0	0	0	
3/13/15	vs. #4 Villanova	L-63-61	9	1	0	0	
3/20/15	vs. Dayton - NCAA	L-66-53	12	2	1	0	
			127	51	6	14	
			Totals	3.8 ppg	1.5 rpg	0.2 apg	0.4 spg

2016-17...

DATE	OPP.	SCORE	POINTS	REB.	ASST.	STEALS	
11/14/16	Vermont	W-80-58	6	2	0	3	
11/17/16	at Ohio State	L-72-67	10	5	1	1	
11/19/16	Grambling	W-71-54	10	5	0	0	
11/21/16	St. Francis	W-64-48	0	8	0	0	
11/25/16	vs. Memphis	W-60-51	0	1	0	0	
11/26/16	vs. #7 Virginia	L-63-52	18	2	0	0	
11/30/16	New Hampshire	W-76-62	11	5	3	1	
12/3/16	#21 Rhode Island	W-63-60	13	3	1	0	
12/6/16	Brown	W-95-57	16	3	1	1	
12/10/16	UMass	W-75-69	5	4	1	1	
12/17/16	Wagner	W-76-54	16	8	2	2	
12/20/16	Maine	W-79-59	12	9	0	2	
12/23/16	at Boston College	L-79-67	8	1	1	0	
12/28/16	at #17 Xavier	L-82-56	15	2	0	1	
1/1/17	at #13 Butler	L-78-61	5	0	0	0	
1/4/17	Georgetown	W-76-70	19	4	1	0	
1/7/17	#10 Creighton	L-78-64	11	5	0	0	
1/14/17	Seton Hall	W-65-61	5	5	2	1	
1/16/17	at Georgetown	W-74-56	14	5	2	1	
1/21/17	at #1 Villanova	L-78-68	14	1	0	0	
1/25/17	St. John's	L-91-86	13	3	0	1	
1/28/17	at Marquette	W-79-78	14	5	0	0	
2/1/17	#4 Villanova	L-66-57	6	5	0	3	
2/8/17	at Seton Hall	L-72-70 OT	8	12	2	0	
2/11/17	#22 Butler	W-71-65	9	6	0	0	
2/15/17	Xavier	W-75-63	13	5	0	1	
2/22/17	at #23 Creighton	W-68-66	9	5	0	0	
2/25/17	Marquette	W-73-69	10	3	0	3	
2/28/17	DePaul	W-73-64	12	3	0	3	
3/4/17	at St. John's	W-86-75	17	4	3	1	
3/9/17	vs. Creighton	L-70-58	7	7	0	1	
3/15/17	vs. USC	L-75-71	17	2	2	1	
			343	138	22	23	
			Totals	10.7 ppg	4.3 rpg	0.7 apg	0.7 spg

2015-16...

DATE	OPP.	SCORE	POINTS	REB.	ASST.	STEALS	
11/18/15	Illinois	W-60-59	3	1	0	0	
11/21/15	Brown	W-94-73	14	5	1	1	
11/23/15	NJIT	W-83-76	12	1	0	0	
11/26/15	vs. Evansville	W-74-64	2	2	1	0	
11/27/15	vs. #11 Arizona	W-69-65	2	2	1	0	
11/29/15	vs. #3 Mich. State	L-77-64	3	0	0	0	
12/2/15	Hartford	W-89-66	15	8	3	1	
12/5/15	at Rhode Island	W-74-72	2	1	0	1	
12/9/15	Boston College	W-66-51	8	9	1	2	
12/12/15	Bryant	W-74-67	15	7	3	0	
12/19/15	Rider	W-73-65	13	13	3	1	
12/21/15	at UMass	W-90-66	15	8	1	0	
12/31/15	at #9 Butler	W-81-73	3	3	0	0	
1/2/16	St. John's	W-83-65	8	1	0	0	
1/5/16	Marquette	L-65-64	2	5	1	1	
1/12/16	at Creighton	W-50-48	5	7	0	2	
1/16/16	Seton Hall	L-81-72	2	3	0	1	
1/19/16	#24 Butler	W-71-68	2	5	0	0	
1/24/16	at #4 Villanova	W-82-76	2	1	0	0	
1/26/16	#7 Xavier	L-75-68	8	7	1	0	
1/30/16	at Georgetown	W-73-69	0	0	0	0	
2/6/16	#3 Villanova	L-72-60	8	3	2	2	
2/10/16	at Marquette	L-96-91 2OT	7	8	2	0	
2/13/16	Georgetown	W-75-72	0	2	2	0	
2/17/16	at #8 Xavier	L-85-74	0	3	1	1	
2/25/16	at Seton Hall	L-70-52	2	7	0	0	
2/27/16	DePaul	W-87-66	14	4	0	0	
3/2/16	Creighton	W-70-66	13	1	0	1	
3/5/16	at St. John's	W90-76	30	6	0	1	
3/10/16	vs. Butler	W-74-60	8	7	0	1	
3/11/16	vs. #3 Villanova	L-78-68	7	6	0	0	
3/17/16	vs. USC - NCAA	W-70-69	5	3	1	0	
3/19/16	vs. UNC - NCAA	L-85-66	2	4	0	0	
			232	144	24	17	
			Totals	7.0 ppg	4.4 rpg	0.7 apg	0.5 spg



Tom Planek #34
Junior

F 6-6 205

Oak Park, Ill./Fenwick High School '14

2016-17: Grabbed two rebounds and had one block against Brown (12/6/16).

2015-16: Played six minutes versus Brown (11/21/15)...Scored two points versus Hartford (12/2/15)...Registered one assist versus Bryant (12/12/15)...Scored two points at UMass (12/21/15)...Grabbed one rebound versus Marquette (1/5/16)... **Earned the Team's Thomas Ramos Academic Award (4/8/17).**

2014-15: Played in his first game versus Binghamton (11/17/14)...Scored his first collegiate point versus Florida State (11/22/14)... Scored four points and grabbed one rebound at DePaul (2/18/15)...Grabbed one rebound in the Big East Tournament versus St. Johns (3/12/15). Received the Thomas Ramos Academic Award

HIGH SCHOOL: Attended Fenwick High School in Oak Park, Ill. from 2010-14... Played three seasons of varsity basketball at Fenwick... Served as team captain in 2014... Averaged 13 points, 10 rebounds, and two assists per game in 2014... Won regional championship with Fenwick in 2013 and 2014... Earned MVP for Fenwick's basketball... Played AAU basketball for OPRF Friars from 2009-2013... Achieved high honors academically all four years at Fenwick High School.

PROFILE

Name: Thomas Daniel Planek

Nickname: Tom

Birthdate: January 5, 1996

Major: Finance

Family: Son of John and Mary Planek... Has one brother, John, and three sisters, Elizabeth, Mary Kate, and Margaret

Interests/hobbies: Golf

Favorite Teams: Chicago White Sox, Chicago Bulls, San Antonio Spurs

Favorite Athletes: Boris Diaw, Paul Konerko

Favorite Movie: Happy Gilmore

Favorite Food: Pizza

Favorite Books: Harry Potter

Interesting Fact: Father played baseball and mother played volleyball at Illinois Institute of Technology

Biggest Thrill: Winning Sectional Semifinals

AT PROVIDENCE OVERALL STATS

Year	GP-GS	Min/Avg	Total		3-Point		FT-FTA	Pct	Off-Def	Rebounds		PF-FO	Ast	TO	Blk	Stl	Pts/Avg
			FG-FGA	Pct	FG-FGA	Pct				Tot	Avg						
2014-15	8-0	13/1.6	1-4	.250	0-0	.000	3-6	.500	4-2	6	0.8	2-0	0	4	0	0	5/0.6
2015-16	14-0	32/2.3	2-3	.667	0-0	.000	2-3	.667	2-0	2	0.1	4-0	1	0	0	1	6/0.4
2016-17	7-0	13/1.9	0-0	.000	0-0	.000	0-3	.000	3-3	6	0.9	1-0	0	2	1	0	0/0.0
TOTAL	29-0	58/2.0	3-7	.429	0-0	.000	5-12	.417	9-5	14	0.5	7-0	1	6	1	1	11/0.4

CAREER HIGHS

TOM PLANEK

MINUTES

POINTS

REBOUNDS

FIELD GOALS

FG ATTEMPTS

FG PCT.

FREE THROWS

FT ATTEMPTS

FT PCT

3PT

3PT FGA

3PT FG%

ASSISTS

TURNOVERS

BLOCKS

STEALS

OVERALL

6 Brown (11/21/15)

4 DePaul (2/18/15)

2 Twice

1 Twice

2 DePaul (2/18/15)

1.000 Twice

2 Twice

4 DePaul (2/18/15)

1.000 St. John's (1/2/16)

3PT

3PT FGA

3PT FG%

1 Bryant (12/12/15)

2 Binghamton (11/17/14)

1 Brown (12/7/16)

1 Butler (12/31/15)

BIG EAST

5 Butler (1/1/17)

4 DePaul (2/18/15)

1 Five times

1 DePaul (2/18/15)

2 DePaul (2/18/15)

.500 DePaul (2/18/15)

2 Twice

4 DePaul (2/18/15)

1.000 St. John's (1/2/16)

3PT

3PT FGA

3PT FG%

1 Villanova (2/24/15)

1 Brown (12/7/16)

1 Butler (12/31/15)



Tom Planek Career Game-By-Game...

2014-15...

DATE	OPP.	SCORE	POINTS	REB.	ASST.	STEALS
11/17/14	Binghamton	W-65-44	0	2	0	0
11/20/14	Navy	W-88-51	0	1	0	0
11/22/14	vs. Florida State	W-80-54	1	1	0	0
12/13/14	Stony Brook	W-79-61	0	0	0	0
12/20/14	UMass	W-85-65	0	0	0	0
2/18/15	at DePaul	W-84-57	4	1	0	0
2/24/15	at #6 Villanova	L-89-61	0	2	0	0
3/12/15	vs. St. John's	W-74-57	0	1	0	0
			5	6	0	0
		Totals	0.6 ppg	0.8 rpg	0.0 apg	0.0 spg

2015-16...

DATE	OPP.	SCORE	POINTS	REB.	ASST.	STEALS
11/14/15	Harvard	W-76-64	0	0	0	0
11/21/15	Brown	W-94-73	0	0	0	0
12/2/15	Hartford	W, 89-66	2	0	0	0
12/9/15	Boston College	W-66-51	0	0	0	0
12/12/15	Bryant	W-74-67	0	0	1	0
12/19/15	Rider	W-73-65	0	0	0	0
12/21/15	at UMass	W-90-66	2	0	0	0
12/31/15	at #9 Butler	W-81-73	0	0	0	1
1/2/16	St. John's	W-83-65	2	0	0	0
1/5/16	Marquette	L-65-64	0	1	0	0
1/16/16	Seton Hall	L-81-72	0	0	0	0
2/2/16	at DePaul	L-77-70	0	1	0	0
2/27/16	DePaul	W-87-66	0	0	0	0
3/19/16	vs. UNC - NCAA	L-85-66	0	0	0	0
			6	2	1	1
		Totals	0.4 ppg	0.1 rpg	0.1 apg	0.1 spg

2016-17...

DATE	OPP.	SCORE	POINTS	REB.	ASST.	STEALS
11/21/16	St. Francis	W-64-48	0	0	0	0
11/30/16	New Hampshire	W-76-62	0	0	0	0
12/6/16	Brown	W-95-57	0	2	0	0
12/17/16	Wagner	W-76-54	0	1	0	0
1/1/17	at #13 Butler	L-78-61	0	1	0	0
1/16/17	at Georgetown	W-74-56	0	1	0	0
2/28/17	DePaul	W-73-64	0	1	0	0
			0	6	0	0
		Totals	0.0 ppg	0.9 rpg	0.0 apg	0.0 spg



Ricky Council II #22

Sophomore G 6-5 200 Durham, N.C./Moravian Prep '15

2016-17: Scored three points against Brown (12/6/16).

2015-16: Made his collegiate debut versus Harvard (11/14/15)...Scored five points and grabbed one rebound versus Brown (11/21/15)...Registered three points, two rebounds, two blocks, and one assist versus Hartford (12/2/15)...Registered one rebound and one steal versus Bryant (12/12/15)...Scored three points at UMass (12/21/15)...

HIGH SCHOOL: Attended Northern Durham and Moravian Prep...Led Moravian Prep to a 38-7 record in 2015...Averaged 28.3 points per game while shooting over 45 percent from beyond the arc at Moravian Prep...Scored 53 points in a game on November of 2014, shooting 10-11 from three-point range...Captained the basketball team his junior and senior years at Northern Durham...Played for Coach Ronnie Russel at Northern Durham and Jeremy Ellis at Moravian Prep...Led his team to a 26-3 record and a Conference Championship in 2014 at Northern Durham...Was named Conference Player of the Year, First Team All-State, and District Player of the Year in 2014 at Northern Durham...Lettered in Track and Field for two years at Northern Durham...Scored over 2,000 points in his high school career while averaging 6.0 rebounds per game...Ranked the eighth best prospect in North Carolina by Max Preps...Played for the Team Loaded AAU squad of Virginia under Coach Ty White.

PROFILE

Name: Ricky Council II
 Birthdate: July 8, 1995
 Major: Undeclared
 Family: Son of Rick and Ruth Council. Has a sister, Rhianna, and two brothers, Ricky III and Ricky IV
 Favorite Team: Los Angeles Clippers
 Favorite Athlete: Michael Jordan
 Favorite Movie: I Am Legend
 Favorite Food: Chicken Parmesan
 Favorite Book: Playing For Keeps
 Biggest Thrill in Sports: Games that go into overtime

AT PROVIDENCE OVERALL STATS

Year	GP-GS	Min/Avg	Total		3-Point		Rebounds			PF-FO	Ast	TO	Blk	Stl	Pts/Avg		
			FG-FGA	Pct	FG-FGA	Pct	Off-Def	Tot	Avg								
2015-16	14-0	46/3.3	4-19	.211	3-18	.167	3-3	1.000	0-6	6	0.4	3-0	1	4	2	2	14/1.0
2016-17	5-0	20/4.0	1-6	.167	1-6	.167	0-0	.000	0-3	3	0.6	1-0	0	3	0	0	3/0.6
TOTAL	19-0	66/3.5	5-25	.200	4-24	.167	3-3	1.000	0-9	9	0.5	4-0	1	7	2	2	17/0.9

CAREER HIGHS

Ricky Council	OVERALL	BIG EAST
MINUTES	9 Three times	3 Creighton (1/12/16)
POINTS	5 Brown (11/21/15)	3 DePaul (2/27/16)
REBOUNDS	2 Twice	1 DePaul (2/27/16)
FIELD GOALS	2 Brown (11/21/15)	
FG ATTEMPTS	5 Brown (11/21/15)	2 Xavier (1/26/16)
FG PCT.	.400 Brown (11/21/15)	
FREE THROWS	3 DePaul (2/27/16)	3 DePaul (2/27/16)
FT ATTEMPTS	3 DePaul (2/27/16)	3 DePaul (2/27/16)
FT PCT	1.000 DePaul (2/27/16)	1.000 DePaul (2/27/16)
3PT	1 Four times	
3PT FGA	4 Brown (11/21/15)	2 Xavier (1/26/16)
3PT FG%	1.000 UMass (12/21/15)	
ASSISTS	1 Twice	
TURNOVERS	2 Three times	
BLOCKS	2 Hartford (12/2/15)	
STEALS	1 Twice	



Ricky Council II Career Game-By-Game...

2015-16...

DATE	OPP.	SCORE	POINTS	REB.	ASST.	STEALS
11/14/15	Harvard	W-76-64	0	0	0	0
11/18/15	Illinois	W-60-59	0	1	0	0
11/21/15	Brown	W-94-73	5	1	0	1
11/23/15	NJIT	W-83-76	0	0	0	0
12/2/15	Hartford	W, 89-66	3	2	1	0
12/12/15	Bryant	W-74-67	0	1	0	1
12/19/15	Rider	W-73-65	0	0	0	0
12/21/15	at UMass	W-90-66	3	0	0	0
1/2/16	St. John's	W-83-65	0	0	0	0
1/12/16	at Creighton	W-50-48	0	0	0	0
1/16/16	Seton Hall	L-81-72	0	0	0	0
1/26/16	#7 Xavier	L-75-68	0	0	0	0
2/27/16	DePaul	W-87-66	3	0	0	0
3/19/16	vs. UNC - NCAA	L-85-66	0	0	0	0
			14	5	1	2
		Totals	1.0 ppg	0.4 rpg	0.1 apg	0.1 spg

2016-17...

DATE	OPP.	SCORE	POINTS	REB.	ASST.	STEALS
11/14/16	Vermont	W-80-58	0	1	0	0
11/21/16	St. Francis	W-64-48	0	2	0	0
12/6/16	Brown	W-95-57	3	0	0	0
12/17/16	Wagner	W-76-54	0	0	0	0
12/20/16	Maine	W-79-59	0	0	0	0
			3	4	0	0
		Totals	0.6 ppg	0.6 rpg	0.0 apg	0.0 spg



Drew Edwards #25
Sophomore G 6-4 190 Perry Hall, Md./Calvert Hall '15

2016-17: Made his season debut versus St. Francis (11/21/16) and scored four points on 2-3 shooting...Scored six points against Brown (12/6/16)...Recorded five points, three rebounds and two steals versus UMass (12/10/16)...

2015-16: Made his collegiate debut versus Harvard (11/14/15) and scored a basket...Registered five rebounds versus Brown (11/21/15)...Scored four points in 12 minutes against Hartford (12/2/15)...Registered three rebounds versus Boston College (12/5/15)...Registered 17 points, five steals, three assists, and two rebounds versus Bryant (12/12/15)...Scored five points and grabbed two rebounds at UMass (12/21/15)...Scored 10 points and grabbed five rebounds at No. 9 Butler (12/31/15)...Scored six points and grabbed two rebounds at Creighton (1/12/16)...Scored three points, grabbed three rebounds, and had two assists versus Butler (1/19/16)...Scored two points and had one assist versus No. 7/8 Xavier (1/26/16)...Registered two points, two rebounds, and one assist at No. 8/7 Xavier (2/17/16)...Scored seven points versus No. 3/2 Villanova (3/11/16)...Scored two points, added two assists, and grabbed one rebound in the NCAA First Round game versus Southern California (3/17/16)...Tallied two points, two assists, and one rebound in the NCAA Second Round game versus North Carolina (3/19/16)...

High School: Attended Calvert Hall College High School...Captained his team during his junior and senior seasons...Averaged 18 points and 7.0 rebounds as a senior...Scored over 1,500 points in his career...Named First Team All-Metro twice (2014, 2015)...Earned Baltimore Catholic League First Team honors in 2015...Earned All-MIAA First Team accolades three years (2013-15)...Averaged 15 points and was named first-team All-Maryland Interscholastic Athletic Association A Conference and All-Baltimore Catholic League as a junior...Led Calvert to a 28-6 record and a runner-up finish in the BCL tournament in 2014...Played under Coach John Bauresfeld at Calvert... Ranked the No. 4 prospect in Maryland by Max Preps...Ranked as a four star recruit and 42nd at his position by ESPN.com...Played on the Maryland 3D AAU club under Coach David Thurston and Tank Duckett.

PROFILE

Name: Drew Edwards
 Nickname: Drewski
 Birthdate: May 20, 1997
 Major: Undeclared
 Family: Son of Darryle and Jan Edwards. Has a brother, Darryle, and a sister, Danielle
 Favorite Team: Houston Rockets
 Favorite Athlete: Michael Jordan
 Favorite Movie: Transformers
 Favorite Food: Chicken and rice
 Biggest Thrill in Sports: Game winning shot

AT PROVIDENCE OVERALL STATS

Year	GP-GS	Min/Avg	Total		3-Point		FT-FTA	Pct	Off-Def	Rebounds		PF-FO	Ast	TO	Blk	Stl	Pts/Avg
			FG-FGA	Pct	FG-FGA	Pct				Tot	Avg						
2015-16	33-0	342/10.4	26-79	.329	10-36	.278	17-28	.607	17-35	52	1.6	43-1	23	7	4	12	79/2.4
2016-17	8-0	86/10.8	8-19	.421	3-6	.500	5-10	.500	0-5	5	0.6	10-0	2	5	1	4	24/3.0
TOTAL	41-0	428/10.4	34-98	.347	13-42	.310	22-38	.579	17-40	57	1.4	53-1	25	12	5	16	103/2.5

CAREER HIGHS

Drew Edwards

MINUTES	29
POINTS	17
REBOUNDS	5
FIELD GOALS	6
FG ATTEMPTS	10
FG PCT.	1.000
FREE THROWS	2
FT ATTEMPTS	4
FT PCT	1.000
3PT	5
3PT FGA	9
3PT FG%	1.000
ASSISTS	3
TURNOVERS	2
BLOCKS	1
STEALS	5

OVERALL

Bryant (12/12/15)	29
Bryant (12/12/15)	17
Twice	5
Bryant (12/12/15)	6
Bryant (12/12/15)	10
North Carolina (3/19/16)	1.000
Three times	2
Twice	4
Eight times	1.000
Bryant (12/12/15)	5
Bryant (12/12/15)	9
Three times	1.000
Bryant (12/12/15)	3
Xavier (1/26/16)	2
Four times	1
Bryant (12/12/15)	5

BIG EAST

Creighton (1/12/16)	20
Butler (12/31/15)	10
Butler (12/31/15)	5
Butler (12/31/15)	3
Seton Hall (1/16/16)	6
Butler (12/31/15)	.750
Twice	2
Butler (1/19/16)	4
Five times	1.000
Butler (12/31/15)	2
Twice	2
Twice	1.000
Three times	2
Xavier (1/26/16)	2
Twice	1
Seton Hall (1/16/16)	2



Drew Edwards Career Game-By-Game...

2015-16...

DATE	OPP.	SCORE	POINTS	REB.	ASST.	STEALS
11/14/15	Harvard	W-76-64	2	1	0	0
11/18/15	Illinois	W-60-59	0	0	0	0
11/21/15	Brown	W-94-73	1	5	2	0
11/23/15	NJIT	W-83-76	0	0	0	0
11/27/15	vs. #11 Arizona	W-69-65	0	0	0	0
12/2/15	Hartford	W-89-66	4	0	0	0
12/5/15	at Rhode Island	W-74-72	0	1	0	0
12/9/15	Boston College	W-66-51	2	3	0	2
12/12/15	Bryant	W-74-67	17	2	3	5
12/19/15	Rider	W-73-65	2	2	2	0
12/21/15	at UMass	W-90-66	5	2	1	0
12/31/15	at #9 Butler	W-81-73	10	5	0	0
1/2/16	St. John's	W-83-65	2	4	2	0
1/5/16	Marquette	L-65-64	0	1	1	1
1/12/16	at Creighton	W-50-48	6	2	0	1
1/16/16	Seton Hall	L-81-72	1	4	2	2
1/19/16	#18 Butler	W-71-68	3	3	2	0
1/24/16	at #4 Villanova	W-82-76	0	0	0	0
1/26/16	#7 Xavier	L-75-68	2	1	0	0
1/30/16	at Georgetown	W-73-69	0	0	1	0
2/2/16	at DePaul	L-77-70	4	2	1	0
2/6/16	#3 Villanova	L-72-60	0	0	0	0
2/10/16	at Marquette	L-96-91 2OT	0	1	1	0
2/13/16	Georgetown	W-75-72	0	0	0	0
2/17/16	at #8 Xavier	L-85-74	2	2	1	0
2/25/16	at Seton Hall	L-70-52	0	1	0	0
2/27/16	DePaul	W-87-66	5	3	0	0
3/2/16	Creighton	W-70-66	2	1	0	0
3/5/16	at St. John's	W-90-76	2	2	0	0
3/10/16	vs. Butler	W-74-60	0	0	0	0
3/11/16	vs. #3 Villanova	L-76-68	7	2	0	0
3/17/16	vs. USC - NCAA	W-70-69	2	1	2	0
3/19/16	vs. UNC - NCAA	L-85-66	2	1	2	0
			79	52	23	12
		Totals	2.4 ppg	1.6 rpg	0.7 apg	0.4 spg

2016-17..

DATE	OPP.	SCORE	POINTS	REB.	ASST.	STEALS
11/21/16	St. Francis	W-64-48	4	0	0	1
11/26/16	vs. #7 Virginia	L-63-52	0	0	0	0
11/30/16	New Hampshire	W-76-62	3	0	0	0
12/3/16	#21 Rhode Island	W-63-60	0	0	0	0
12/6/16	Brown	W-95-57	6	0	0	1
12/10/16	UMass	W-75-69	5	3	1	2
12/7/16	Wagner	W-76-54	4	0	1	0
12/16/20	Maine	W-79-59	2	2	0	0
			24	5	2	4
		Totals	3.0 ppg	0.6 rpg	0.3 apg	0.5 spg



Ryan Fazekas #35
Sophomore G 6-8 215 Chesterton, Ind./Marquette Catholic High School '15

2016-17: Was 3-6 from three-point territory and scored 11 points versus Vermont (11/14/16)...Scored eight points at Ohio State (11/17/16)...Registered eight points and three rebounds versus Grambling (11/19/16)...Scored six points and was 2-3 from three-point territory versus St. Francis (11/21/16)...Scored six points and grabbed three rebounds versus No. 21/25 Rhode Island (12/3/16)...Scored 12 points and was 4-6 from behind the three point arc versus Maine (12/16/20)...Scored 11 points and was 3-4 from three-point territory at Marquette (1/28/17)...

2015-16: Scored 10 points and grabbed three rebounds in his collegiate debut versus Harvard (11/14/15)...Scored 17 points and was 5-8 from three-point territory versus Brown (11/21/15)...Scored six points and grabbed four rebounds versus NJIT (11/23/15)...Scored 10 points and registered four rebounds versus Evansville (11/26/15)...Scored eight points, grabbed two rebounds and had two assists versus No. 11 Arizona (11/27/15)...Scored eight points versus Hartford (12/2/15)...Scored six points and had two rebounds at Rhode Island (12/5/15)...Registered four rebounds, two points, and one assist versus Butler (1/19/16)...Scored two points and grabbed three rebounds versus No. 7/8 Xavier (1/26/16)...Scored 13 points, including 3-6 from three point territory at DePaul (2/2/16)...Scored nine points and grabbed three rebounds versus No. 3/4 Villanova (2/6/16)...Registered three points, six rebounds, one assist, and one steal at Marquette (2/10/16)...Scored eight points and grabbed four rebounds versus Georgetown (2/13/16)...Totaled eight points and three rebounds at No. 8/7 Xavier (2/17/16)...Scored six points at St.

John's (3/5/16)...

High School: Attended Marquette Catholic High School...Played under Coach Donovan Garlett...Averaged 25 points, four assists, and 10 rebounds as a senior... Scored 1,464 career points...Named an Indiana All-Star in 2013, 2014, and 2015...Was a 2015 McDonald's All-American Nominee...Scored 34 points and grabbed 11 rebounds in the State Championship while setting the record for the most three-pointers made in a state title by making seven...Was a four-year team captain...Averaged 15 points and eight rebounds as a junior...Led team to an 18-6 record and a Division 1A state title as a junior...Ranked the fourth best prospect in Indiana and the 29th best prospect at his position by ESPN.com...Played for the Mean Streets AAU program out of Chicago under Coach Tai Streets and Chris Buggs.

Name: Ryan Fazekas
 Birthdate: October 30, 1996
 Major: Undeclared
 Family: Son of Bill and Margaret Fazekas. Has one brother, Dylan
 Favorite Team: Chicago Bulls
 Favorite Athlete: Kevin Durant
 Favorite Movie: American Sniper
 Favorite Food: Steak
 Favorite Book: The Outsiders
 Biggest Thrill in Sports: Winning the Indiana State Championship

AT PROVIDENCE OVERALL STATS

Year	GP-GS	Min/Avg	Total		3-Point		FT-FTA		Pct		Rebounds		PF-FO	Ast	TO	Blk	Stl	Pts/Avg
			FG-FGA	Pct	FG-FGA	Pct	Pct	Off-Def	Tot	Avg								
2015-16	28-12	526/18.8	47-129	.364	34-99	.343	14-19	.737	21-46	67	2.4	36-0	9	8	6	11	142/5.1	
2016-17	30-7	353/11.8	31-80	.388	22-59	.373	6-9	.667	0-33	33	1.1	28-0	9	5	2	11	90/3.0	
TOTAL	58-19	879/15.2	78-209	.373	56-158	.354	20-28	.714	21-79	100	1.7	64-0	18	13	8	22	232/4.0	

CAREER HIGHS

Ryan Fazekas

	MINUTES	POINTS	REBOUNDS	FIELD GOALS	FG ATTEMPTS	FG PCT.	FREE THROWS	FT ATTEMPTS	FT PCT	3PT	3PT FGA	3PT FG%	ASSISTS	TURNOVERS	BLOCKS	STEALS
OVERALL	36	17	6	6	9	1.000	3	3	1.000	5	8	1.000	2	2	1	2
	Harvard (11/14/15)	Brown (11/21/15)	Marquette (2/10/16)	Brown (11/21/15)	Brown (11/21/15)	Twice	Georgetown (2/13/16)	Georgetown (2/13/16)	Six times	Brown (11/21/15)	Brown (11/21/15)	Twice	Twice	Xavier (1/26/16)	Six times	Three times

BIG EAST

29	DePaul (2/2/16)
13	DePaul (2/2/16)
6	Marquette (2/10/16)
4	Twice
8	Xavier (2/17/16)
.667	DePaul (2/2/16)
3	Georgetown (2/13/16)
3	Georgetown (2/13/16)
1.000	Twice
3	Twice
6	Twice
1.000	Georgetown (1/16/17)
2	St. John's (3/5/16)
2	Xavier (1/26/16)
1	Three times
1	DePaul (1/11/17)



Ryan Fazekas Career Game-By-Game...

2015-16...

DATE	OPP.	SCORE	POINTS	REB.	ASST.	STEALS
11/14/15	Harvard	W-76-64	10	3	0	1
11/18/15	Illinois	W-60-59	3	4	1	2
11/21/15	Brown	W-94-73	17	2	1	1
11/23/15	NJIT	W-83-76	6	4	0	0
11/26/15	vs. Evansville	W-74-64	10	4	0	0
11/27/15	vs. #11 Arizona	W-69-65	8	0	2	0
11/29/15	vs. #3 Mich. State	L-77-64	3	2	0	0
12/2/15	Hartford	W-89-66	8	0	0	0
12/5/15	at Rhode Island	W-74-72	6	2	0	1
1/5/16	Marquette	L-65-64	0	0	0	0
1/12/16	at Creighton	W-50-48	3	2	0	1
1/16/16	Seton Hall	L-81-72	2	4	0	1
1/19/16	#18 Butler	W-71-68	2	4	1	0
1/24/16	at #4 Villanova	W-82-76	3	1	0	0
1/26/16	#7 Xavier	L-75-68	2	3	0	0
1/30/16	at Georgetown	W-73-69	3	1	0	1
2/2/16	at DePaul	L-77-70	13	3	0	0
2/6/16	#3 Villanova	L-72-60	9	3	1	0
2/10/16	at Marquette	L-96-91 2OT	3	6	1	1
2/13/16	Georgetown	W-75-72	8	4	0	0
2/17/16	at #8 Xavier	L-85-74	8	3	0	0
2/25/16	at Seton Hall	L-70-52	0	4	0	0
2/27/16	DePaul	W-87-66	6	3	0	1
3/2/16	Creighton	W-70-66	0	1	0	0
3/5/16	at St. John's	W-90-76	6	1	2	1
3/10/16	vs. Butler	W-74-60	0	1	0	0
3/11/16	vs. #3 Villanova	L-76-68	3	0	0	0
3/17/16	vs. USC - NCAA	W-70-69	0	0	0	0
			142	67	9	11
	Totals		5.1 ppg	2.4 rpg	0.3 apg	0.4 spg

2016-17..

DATE	OPP.	SCORE	POINTS	REB.	ASST.	STEALS
11/14/16	Vermont	W-80-58	11	2	1	1
11/17/16	at Ohio State	L-72-67	8	2	2	1
11/19/16	Grambling	W-71-54	8	3	0	0
11/21/16	St. Francis	W-64-48	6	3	1	2
11/25/16	vs. Memphis	W-60-51	3	1	0	1
11/26/16	vs. #7 Virginia	L-63-52	0	0	1	1
11/30/16	New Hampshire	W-76-62	2	2	0	0
12/3/16	#21 Rhode Island	W-63-60	6	3	0	1
12/6/16	Brown	W-95-57	5	2	1	0
12/10/16	UMass	W-75-69	0	0	0	0
12/17/16	Wagner	W-76-54	4	0	0	0
12/20/16	Maine	W-79-59	12	2	0	1
12/23/16	at Boston College	L-79-67	3	0	0	0
12/28/16	at #17 Xavier	L-82-56	0	1	0	0
1/1/17	at #13 Butler	L-78-61	3	1	1	1
1/4/17	Georgetown	W-76-70	0	0	0	0
1/7/17	#10 Creighton	L-78-64	0	1	0	0
1/11/17	at DePaul	L-64-63	0	1	1	2
1/14/17	Seton Hall	W-65-61	0	0	0	0
1/16/17	at Georgetown	W-74-56	3	1	0	0
1/21/17	at #1 Villanova	L-78-68	0	3	1	0
1/25/17	St. John's	L-91-86	0	0	0	0
1/28/17	at Marquette	W-79-78	11	2	0	0
2/1/17	#4 Villanova	L-66-57	3	2	0	0
2/8/17	at Seton Hall	L-72-70 OT	0	0	0	0
2/11/17	#22 Butler	W-71-65	0	0	0	0
2/15/17	Xavier	W-75-63	0	0	0	0
2/25/17	Marquette	W-73-69	0	0	0	0
3/9/17	vs. Creighton	L-70-58	2	0	0	0
3/15/17	vs. USC	L-75-71	0	1	0	0
			90	33	9	11
	Totals		3.0 ppg	1.1 rpg	0.3 apg	0.3 spg



Isaiah Jackson #44

Sophomore G 6-6 225 Gainesville, Fla./The Villages Charter School '14/George Mason

2016-17: Scored two points and grabbed six rebounds versus Vermont (11/14/16)...Scored five points and recorded three assists at Ohio State (11/17/16)...Scored seven points and grabbed three rebounds versus Grambling (11/19/16)...Scored four points and grabbed three rebounds versus St. Francis (11/21/16)...Had six rebounds versus Memphis (11/25/16)...Recorded five rebounds, two blocks and one steal versus New Hampshire (11/30/16)...Scored 6 points on 2-2 shooting from 3-point territory versus Brown (12/6/16)...Recorded six points and four rebounds versus UMass (12/10/16)... Scored five points and had three assists versus Wagner (12/17/16)...Registered a team-high 17 points at No. 17/17 Xavier (12/28/16)...Grabbed eight rebounds versus Georgetown (1/4/17)...Scored eight points, grabbed three rebounds and had three assists versus No. 10/10 Creighton (1/7/17)...Registered 12 points at DePaul (1/11/17)...Scored 12 points and added four assists at No. 1/2 Villanova (1/21/17)... Scored seven points in 10 minutes at Marquette (1/28/17)...Recorded eight points, three rebounds, three assists and two steals versus NO. 22/21 Butler (2/11/17)...Scored 10 points and grabbed three rebounds versus Xavier 92/15/17)...Scored 11 points at No. 23/23 Creighton (2/22/17)...Scored 10 points versus Marquette (2/25/17)...Scored a team-high 18 points and shot 8-10 from the field at St. John's (3/4/17)... **Earned the Team's Unsung Hero Award (4/8/17).**

AT GEORGE MASON UNIVERSITY (2014-2015): Opened his collegiate career with five points against Cornell (11/14), finishing with three rebounds, one assist and hitting a three-pointer ... Earned first collegiate start at Northern Iowa (12/6), recording three rebounds, one steal and five points ... Posted first double-digit outing against Catawba (12/17) shooting 5-for-7 from the field, hitting 2-for-2 from long range to finish with 14 points, and added three assists and two rebounds ... Scored 14 points against Iona (12/20) ... Hit six free throws against the Gaels, while also posting three rebounds, two assists and two steals ... Scored a career-high 22 points at Wright State (12/23) shooting 7-of-11 from the field and 6-for-7 from the charity stripe ... Contributed 13 points in Mason's win over La Salle (1/3) going 9-for-12 from the free throw line to set a career-high and secured five rebounds and three steals in the win ... Had eight points and seven rebounds at Richmond (1/8)...Posted nine points and six rebounds against Massachusetts (1/11) ... Contributed 11 points, five rebounds, two assists and one steal against Davidson (1/24) ... Scored 12 points and four rebounds at Duquesne (1/31) ... Recorded first collegiate double-double against VCU (2/4) with 12 points and a career-best 10 rebounds ... Followed suit with 11 points against Richmond (2/14), 12 points against Fordham (2/18) and 11 points against Rhode Island (2/21) ... Posted 13 points and seven rebounds at Dayton (2/25) ... Scored 18 points at Saint Louis (2/28) hitting a career-best four three-pointers and going 6-for-6 from the charity stripe ... Named A-10 Rookie of the Week for games played Feb. 23-March 1 ... Averaged 15.5 ppg, 5.0 rpg and 2.0 apg while shooting 71.4 percent from three-point range during the week ... Recorded 16 points, three rebounds, one assist and one steal at VCU (3/7) ... Finished season with an 18-point performance against Fordham (3/11) in the A-10 Tournament ... Finished the season fourth on the team in scoring, averaging 8.7 ppg ... Recorded 41 assists and 25 steals in his inaugural season ... Saw action in all 31 games and started 23 ... Averaged 26.2 minutes per game his freshman season.

High School: Played basketball at The Villages Charter where he earned All-State all four years competing for the Buffalo ... Averaged 17.0 points, 6.1 assists, 9.0 rebounds, 3.0 steals and 0.9 blocks per game as a senior ... Helped the Buffalo to the State Playoffs and a 25-3 season under the guidance of coach Dave Krakoff ... Played football for one year ... Attended Gainesville High School for three years ... Helped lead team to the 2013 Florida State Tournament Finals after averaging 16.0 ppg, 7.7 rpg, and 5.4 apg ... Named Gainesville Sun 2013 Big School Player of the Year ... Played AAU basketball for Florida Elite Black.

Name: Isaiah Jackson
 Birthdate: February 27, 1995
 Major: Undeclared
 Family: Son of Gail Biggers
 Favorite Athlete: Kobe Bryant

AT GEORGE MASON STATS

Year	GP-GS	Min/Avg	Total		3-Point		FT-FTA	Pct	Off-Def	Rebounds			TO	Blk	Stl	Pts/Avg	
			FG-FGA	Pct	FG-FGA	Pct				Tot	Avg	PF-FO					Ast
2014-15	31-23	811/26.2	81-233	.348	31-87	.356	77-109	.706	32-88	120	3.9	63-0	41	63	1	25	270/8.7
TOTAL	31-23	811/26.2	81-233	.348	31-87	.356	77-109	.706	32-88	120	3.9	63-0	41	63	1	25	270/8.7

AT PROVIDENCE STATS

Year	GP-GS	Min/Avg	Total		3-Point		FT-FTA	Pct	Off-Def	Rebounds			TO	Blk	Stl	Pts/Avg	
			FG-FGA	Pct	FG-FGA	Pct				Tot	Avg	PF-FO					Ast
2016-17	33-11	552/16.7	64-133	.481	19-47	.404	38-51	.745	12-68	80	2.4	47-0	41	36	9	18	185/5.6
TOTAL	33-11	552/16.7	64-133	.481	19-47	.404	38-51	.745	12-68	80	2.4	47-0	41	36	9	18	185/5.6

CAREER HIGHS

ISAIHAH JACKSON	OVERALL	BIG EAST
MINUTES	40	Twice
POINTS	22	Wright State (12/23/14)
REBOUNDS	10	VCU (2/4/15)
FIELD GOALS	8	St. John's (3/4/17)
FG ATTEMPTS	15	Twice
FG PCT.	.800	Creighton (1/7/17)
FREE THROWS	9	La Salle (1/3/15)
FT ATTEMPTS	12	La Salle (1/3/15)
FT PCT	1.000	12 times
3PT	4	Saint Louis (2/28/15)
3PT FGA	7	Duquesne (1/31/15)
3PT FG%	1.000	Four times
ASSISTS	4	Villanova (1/21/17)
TURNOVERS	5	Twice
BLOCKS	2	Twice
STEALS	4	Oklahoma (12/31/14)



Isaiah Jackson Career Game-By-Game...

2014-15...

DATE	OPP.	SCORE	POINTS	REB.	ASST.	STEALS
11/14/14	Cornell	L-68-60	5	3	1	0
11/16/14	Princeton	W-63-60	2	2	0	0
11/20/14	vs. West Virginia	L-91-65	2	3	3	0
11/21/14	vs. New Mexico	L-69-58	0	1	2	1
11/23/14	vs. Charleston	L-61-60	5	2	0	0
11/29/14	Manhattan	W-64-63	0	3	0	0
12/3/14	Old Dominion	L-75-69	0	0	0	0
12/6/14	at Northern Iowa	L-71-65 (OT)	5	3	0	1
12/17/14	Catawba	W-99-69	14	2	3	0
12/20/14	Iona	L-86-81	14	3	2	2
12/23/14	at Wright State	W-68-60	22	8	1	1
12/31/14	at #18 Oklahoma	L-61-43	9	4	0	3
1/3/15	La Salle	W-70-62	13	5	1	3
1/8/15	at Richmond	L-75-65	8	7	1	1
1/11/15	UMASS	L-66-62	9	6	1	1
1/14/15	at St. Bonaventure	L-75-55	5	2	2	0
1/17/15	at George Washington	L-63-53	2	4	2	0
1/24/15	Davidson	L-80-73 (OT)	11	5	2	1
1/29/15	Saint Louis	W-68-60	7	8	2	1
1/31/15	at Duquesne	L-62-53	12	4	2	1
2/4/15	#18 VCU	L-72-60	12	10	1	1
2/7/15	at Saint Joseph's	L-58-54	0	2	2	0
2/11/15	at Davidson	L-92-71	12	3	3	1
2/14/15	Richmond	W-71-67 (OT)	11	4	2	0
2/18/15	Fordham	L-80-68	12	4	2	1
2/21/15	URI	L-71-56	11	6	0	0
2/25/15	at Dayton	L-76-63	13	7	2	0
2/28/15	at Saint Louis	W-78-50	18	3	2	2
3/4/15	George Washington	L-67-51	1	0	1	2
3/7/15	at VCU	L-71-60	16	3	1	1
3/11/15	vs. Fordham	L-71-65	18	3	1	1
	Totals		270	120	41	25
			142	67	9	11
	Totals		5.1 ppg	2.4 rpg	0.3 apg	0.4 spg

2016-17...

DATE	OPP.	SCORE	POINTS	REB.	ASST.	STEALS
11/14/16	Vermont	W-80-58	2	6	0	1
11/17/16	at Ohio State	L-72-67	5	2	3	0
11/19/16	Grambling	W-71-54	7	3	0	0
11/21/16	St. Francis	W-64-48	4	3	2	0
11/25/16	vs. Memphis	W-60-51	2	6	2	0
11/26/16	vs. #7 Virginia	L-63-52	0	1	0	0
11/30/16	New Hampshire	W-76-62	0	5	1	1
12/3/16	#21 Rhode Island	W-63-60	2	5	1	0
12/6/16	Brown	W-95-57	6	0	2	2
12/10/16	UMass	W-75-69	6	4	0	0
12/17/16	Wagner	W-76-54	5	1	3	0
12/20/16	Maine	W-79-59	5	1	0	0
12/23/16	at Boston College	L-79-67	4	2	2	1
12/28/16	at #17 Xavier	L-82-56	17	0	2	3
1/1/17	at #13 Butler	L-78-61	2	2	0	0
1/4/17	Georgetown	W-76-70	0	8	0	0
1/7/17	#10 Creighton	L-78-64	8	3	3	1
1/11/17	at DePaul	L-64-63	12	4	2	1
1/14/17	Seton Hall	W-65-61	2	2	0	0
1/16/17	at Georgetown	W-74-56	0	0	0	0
1/21/17	at #1 Villanova	L-78-68	12	0	4	2
1/25/17	St. John's	L-91-86	2	1	1	0
1/28/17	at Marquette	W-79-78	7	0	2	0
2/1/17	#4 Villanova	L-66-57	2	0	0	0
2/8/17	at Seton Hall	L-72-70 OT	3	1	1	0
2/11/17	#22 Butler	W-71-65	8	3	3	2
2/15/17	Xavier	W-75-63	10	3	1	2
2/22/17	at #23 Creighton	W-68-66	11	2	2	0
2/25/17	Marquette	W-73-69	10	1	0	0
2/28/17	DePaul	W-73-64	8	2	0	2
3/4/17	at St. John's	W-86-75	18	7	3	0
3/9/17	vs. Creighton	L-70-58	3	1	1	0
3/15/17	vs. USC	L-75-71	2	1	0	0
	Totals		185	80	41	18
	Totals		5.6 ppg	2.4 rpg	1.3 apg	0.6 spg



Alpha Diallo #11
Freshman

G 6-7 205 New York, N.Y./Brewster Academy '16

2016-17: Scored six points versus Vermont (11/14/16)...Scored seven points and grabbed three rebounds versus St. Francis (11/21/16)...Recorded six points, one rebound and two steals versus Memphis (11/25/16)...Scored four points and had two assists versus Brown (12/6/16)...Registered seven rebounds versus UMass (12/10/16)...Registered nine points, three rebounds and four assists versus Wagner (12/17/16)...Scored seven points and grabbed four rebounds versus Georgetown (1/4/17)...Scored eight points and grabbed five rebounds versus No. 10/10 Creighton (1/7/17)...Scored six points and grabbed five rebounds at DePaul (1/11/17)...Had five points and three rebounds at No. 1/2 Villanova (1/21/17)...Scored 18 points and grabbed eight rebounds versus St. John's (1/25/17)...Scored 18 points and grabbed three rebounds versus No. 4/4 Villanova (2/1/17)...Scored 15 points and grabbed five rebounds versus No. 22/21 Butler (2/11/17)...Scored four points, grabbed nine rebounds, recorded three assists and had two steals at No. 23/23 Creighton (2/22/17)...Scored five points and registered eight rebounds versus Marquette (2/25/17)...Scored eight points and grabbed eight rebounds versus DePaul (2/28/17)...Scored 17 points and had four assists at St. John's (3/4/17)...Scored 10 points and grabbed six rebounds versus Creighton (3/9/17) in BIG EAST Quarterfinals... Scored eight points and had three rebounds in the NCAA First Four against Southern California (3/15/17)... **Earned the Team's Marvin Barnes Defensive Player of the Year Award (4/8/17).**

HIGHSCHOOL: Attended Frederick Douglass Academy (Harlem, N.Y.) and Brewster Academy (Wolfeboro, N.H.)... Averaged 16.5 points and 6.5 rebounds per game in 2015-16 at Brewster...Earned Second Team All NEPSAC honors in 2016... Played for Team Africa and helped squad place third in the Adidas Nations Tournament, averaging 20.5 points per game...Recorded a 30-point, 13-rebound effort in Adidas Nations Tournament... Played AAU basketball for Team Colorado Hawks... Rated as a 4-star recruit by ESPN.com, ranked 95th overall and 19th best small forward... Ranked 23rd best small forward by 247 Sports and the 27th best small forward by Scout.com.

PROFILE

Name: Alpha S. Diallo
 Birthdate: June 29, 1997
 Major: Undeclared
 Family: Son of Aissatou Diallo. Has two brothers, Mohamed and Aliou, and two sisters, Fatoumata and Asma.
 Interests/Hobbies: Swimming, yoga, music, cooking
 Favorite Teams: Denver Broncos, Los Angeles Lakers
 Favorite Athletes: Kobe Bryant, Joe Johnson, Shaun Livingston
 Favorite Movie: Paid In Full
 Favorite Food: Mac and cheese
 Favorite book: Harry Potter
 Biggest Thrill in Sports: Game winners

AT PROVIDENCE STATS

Year	GP-GS	Min/Avg	Total		3-Point		Rebounds										
			FG-FGA	Pct	FG-FGA	Pct	FT-FTA	Pct	Off-Def	Tot	Avg	PF-FO	Ast	TO	Blk	Stl	Pts/Avg
2016-17	33-16	705/21.4	59-145	.407	9-37	.243	62-84	.738	32-73	105	3.2	78-0	39	41	5	29	189/5.7
TOTAL	33-16	705/21.4	59-145	.407	9-37	.243	62-84	.738	32-73	105	3.2	78-0	39	41	5	29	189/5.7

CAREER HIGHS
ALPHA DIALLO

MINUTES	36
POINTS	18
REBOUNDS	9
FIELD GOALS	5
FG ATTEMPTS	10
FG PCT.	1.00
FREE THROWS	8
FT ATTEMPTS	8
FT PCT	1.000
3PT	2
3PT FGA	5
3PT FG%	1.000
ASSISTS	4
TURNOVERS	4
BLOCKS	1
STEALS	4

OVERALL

Butler (2/11/17)
Twice
Creighton (2/22/17)
Four times
St. John's (3/4/17)
Twice
St. John's (1/25/17)
Three times
Eight times
Villanova (2/1/17)
Villanova (2/1/17)
Twice
Twice
Twice
Four times
Wagner(12/17/16)

BIG EAST

Butler (2/11/17)
Twice
Creighton (2/22/17)
Four times
St. John's (3/4/17)
.714
St. John's (1/25/17)
Three times
Four times
Villanova (2/1/17)
Villanova (2/1/17)
.500
Twice
Twice
Three time
Xavier (2/15/17)



Alpha Diallo Career Game-By-Game...

2016-17..

DATE	OPP.	SCORE	POINTS	REB.	ASST.	STEALS
11/14/16	Vermont	W-80-58	6	0	0	0
11/17/16	at Ohio State	L-72-67	0	1	1	0
11/19/16	Grambling	W-71-54	0	3	1	0
11/21/16	St. Francis	W-64-48	7	3	0	1
11/25/16	vs. Memphis	W-60-51	6	1	0	2
11/26/16	vs. #7 Virginia	L-63-52	0	2	0	0
11/30/16	New Hampshire	W-76-62	2	0	0	1
12/3/16	#21 Rhode Island	W-63-60	0	1	0	1
12/6/16	Brown	W-95-57	4	1	2	1
12/10/16	UMass	W-75-69	1	7	0	0
12/17/16	Wagner	W-76-54	9	3	1	4
12/20/16	Maine	W-79-59	0	2	1	2
12/23/16	at Boston College	L-79-67	0	0	1	1
12/28/16	at #17 Xavier	L-82-56	3	1	2	0
1/1/17	at #13 Butler	L-78-61	2	0	0	0
1/4/17	Georgetown	W-76-70	7	4	2	1
1/7/17	#10 Creighton	L-78-64	8	5	0	0
1/11/17	at DePaul	L-64-63	6	5	1	1
1/14/17	Seton Hall	W-65-61	2	2	2	1
1/16/17	at Georgetown	W-74-56	1	2	0	0
1/21/17	at #1 Villanova	L-78-68	5	3	2	0
1/25/17	St. John's	L-91-86	18	8	4	1
1/28/17	at Marquette	W-79-78	2	3	3	1
2/1/17	#4 Villanova	L-66-57	18	2	2	1
2/8/17	at Seton Hall	L-72-70 OT	9	4	0	1
2/11/17	#22 Butler	W-71-65	15	5	2	0
2/15/17	Xavier	W-75-63	6	1	1	3
2/22/17	at #23 Creighton	W-68-66	4	9	3	2
2/25/17	Marquette	W-73-69	5	8	2	1
2/28/17	DePaul	W-73-64	8	8	1	0
3/4/17	at St. John's	W-86-75	17	1	4	1
3/9/17	vs. Creighton	L-70-58	10	6	0	2
3/15/17	USC	L-75-71	8	3	1	
			189	105	39	29
		Totals	5.7 ppg	3.2 rpg	1.2 apg	0.9 spg



Bryan Donovan #2
Freshman

G

6-0

180

Gainesville, Fla./Bishop McGuinness '16

HIGH SCHOOL: Attended Bishop McGuinness Catholic High School (Oklahoma City, Okla.)...Played AAU basketball for Nike Team Florida and Thunderstruck...Won AAU States MVP...Freshman year his team captured the state title.

PROFILE

Name: Bryan Donovan

Birthdate: January 6, 1997

Major: Undeclared

Family: Son of Christine and Billy Donovan. Has two brothers, Billy and Pete, and two sisters, Hasbrouck and Connor

Interests/Hobbies: Ping Pong

Favorite Team: Oklahoma City Thunder

Favorite Athlete: Kyrie Irving

Favorite Movie: Dark Knight

Favorite Food: Sushi

Favorite Book: Mind Gym

Biggest Thrill in Sports: Winning state title with AAU team



Maliek White #4
Freshman

G 6--2 180 Richmond, Va./George Wythe High School '16

2016-17: Scored four points and grabbed two rebounds versus Vermont (11/14/16)...Scored five points, grabbed four rebounds, and dished out 4 assists versus Brown (12/6/16)...Scored seven points versus Wagner (12/17/16)...Registered five points and two steals versus Maine (12/20/16)...Recorded four points and five rebounds versus No. 10/10 Creighton (1/7/17)...Scored five points and had two assists at Georgetown (1/16/17)...Scored six points and had two assists versus St. John's (1/25/17)...Scored six points and had two assists at Marquette (1/28/17)...Grabbed five rebounds and had five assists at Seton Hall (2/8/17)...Registered seven points and had two steals versus Xavier (2/15/17)... **Named one of the Team's Most Promising Prospects (4/8/17).**

HIGHSCHOOL: Attended George Wythe High School (Richmond, Va.)...Averaged 19.8 points, eight rebounds, eight assists in 2016...Led George Wythe to a state title in 2015...Named 3A East Region Player of the Year...Named Conference 26 Player of the Year...Averaged 30.5 points, 5 rebounds, 4.5 assists, 1.5 blocks, 1.5 steals per game during the state tournament in 2015...Shot 64.5 percent from the field, including 53.8 percent on three point field goals during the state tournament...Averaged 17.4 points per game and 5.9 assists per game in 28 regular season games in 2015...Rated as a 4 star recruit and #28 point guard in the nation by Scout.com...Ranked as 34th best point guard in the nation and eighth best player in Virginia by ESPN.com.

PROFILE

Name: Maliek A. White
 Birthdate: June 6, 1998
 Major: Undeclared
 Family: Son of Dennis White and Tameka Washington. Has a brother, Mahki White, and a sister, Mahogany White.
 Interests/Hobbies: Basketball
 Favorite Teams: Philadelphia 76ers, New York Knicks
 Favorite Athlete: Allen Iverson, Carmelo Anthony
 Favorite Movies: Friday, 300
 Favorite Food: Alfredo pasta
 Biggest Thrill in Sports: Rivalry games

AT PROVIDENCE STATS

Year	GP-GS	Min/Avg	Total		3-Point		Rebounds			PF-FO	Ast	TO	Blk	Stl	Pts/Avg		
			FG-FGA	Pct	FG-FGA	Pct	FT-FTA	Pct	Off-Def							Tot	Avg
2016-17	33-0	379/11.5	32-84	.381	12-37	.324	6-11	.545	5-28	33	1.0	35-0	44	32	2	20	82/2.5
TOTAL	33-0	379/11.5	32-84	.381	12-37	.324	6-11	.545	5-28	33	1.0	35-0	44	32	2	20	82/2.5

CAREER HIGHS
MALIEK WHITE

	OVERALL
MINUTES	27 Creighton (1/7/17)
POINTS	7 Twice
REBOUNDS	5 Twice
FIELD GOALS	3 Three times
FG ATTEMPTS	6 Creighton (3/9/17)
FG PCT.	1.00 Twice
FREE THROWS	2 Twice
FT ATTEMPTS	2 Five times
FT PCT	1.000 Three times
3PT	2 St. John's (1/25/17)
3PT FGA	4 Grambling (11/19/16)
3PT FG%	1.000 Twice
ASSISTS	5 Seton Hall (2/8/17)
TURNOVERS	3 Twice
BLOCKS	1 Grambling (11/19/16)
STEALS	4 Villanova (2/1/17)

BIG EAST

27	Creighton (1/7/17)
7	Xavier (2/15/17)
5	Twice
3	Twice
5	Creighton (1/7/17)
.750	Georgetown (1/4/17)
2	Creighton (1/7/17)
2	Three times
1.000	Creighton (1/7/17)
2	St. John's (1/25/17)
3	St. John's (1/25/17)
1.000	Georgetown (1/4/17)
5	Seton Hall (2/8/17)
2	Twice
4	Villanova (2/1/17)



Maliek White Career Game-By-Game...

2016-17..

DATE	OPP.	SCORE	POINTS	REB.	ASST.	STEALS
11/14/16	Vermont	W-80-58	4	2	1	1
11/17/16	at Ohio State	L-72-67	0	1	1	0
11/19/16	Grambling	W-71-54	3	0	2	0
11/21/16	St. Francis	W-64-48	0	0	1	0
11/25/16	vs. Memphis	W-60-51	0	0	0	1
11/26/16	vs. #7 Virginia	L-63-52	0	0	1	0
11/30/16	New Hampshire	W-76-62	3	0	2	0
12/3/16	#21 Rhode Island	W-63-60	0	0	0	0
12/6/16	Brown	W-95-57	5	4	4	2
12/10/16	UMass	W-75-69	2	0	1	0
12/17/16	Wagner	W-76-54	7	1	0	0
12/20/16	Maine	W-79-59	5	2	3	2
12/23/16	at Boston College	L-79-67	2	1	4	2
12/28/16	at #17 Xavier	L-82-56	2	0	0	0
1/1/17	at #13 Butler	L-78-61	0	0	0	0
1/4/17	Georgetown	W-76-70	7	0	0	0
1/7/17	#10 Creighton	L-78-64	4	5	2	2
1/11/17	at DePaul	L-64-63	5	1	1	1
1/14/17	Seton Hall	W-65-61	0	1	0	0
1/16/17	at Georgetown	W-74-56	5	0	2	1
1/21/17	at #1 Villanova	L-78-68	0	0	0	0
1/25/17	St. John's	L-91-86	6	0	2	0
1/28/17	at Marquette	W-79-78	6	0	2	0
2/1/17	#4 Villanova	L-66-57	1	2	2	4
2/8/17	at Seton Hall	L-72-70 OT	2	5	5	0
2/11/17	#22 Butler	W-71-65	1	0	0	0
2/15/17	Xavier	W-75-63	7	0	0	2
2/22/17	at #23 Creighton	W-68-66	3	0	1	0
2/25/17	Marquette	W-73-69	0	0	2	0
2/28/17	DePaul	W-73-64	0	4	1	0
3/4/17	at St. John's	W-86-75	2	1	0	1
3/9/17	vs. Creighton	L-70-58	4	1	0	1
3/15/17	vs. USC	L-75-71	0	0	4	0
			82	33	44	20
		Totals	2.5 ppg	1.0 rpg	1.3 apg	0.6 spg



Kalif Young #13
Freshman

F 6-9 250 Vaughan, Ontario/Orangeville, Prep '16

2016-17: Scored two points and grabbed five rebounds versus Vermont (11/14/16)...Grabbed five rebounds at Ohio State (11/17/16)...Recorded 16 points and six rebounds versus St. Francis (11/21/16)...Scored nine points and grabbed six rebounds against Brown (12/6/16)...Scored six points and grabbed two rebounds versus UMass (12/10/16)...Scored seven points versus Wagner (12/17/16)...Scored eight points and grabbed three rebounds versus Maine (12/20/16)...Registered five points and five rebounds at No. 17/17 Xavier (12/28/16)...Recorded five rebounds versus Georgetown (1/4/17)...Scored nine points and grabbed nine rebounds versus No. 10/10 Creighton (1/7/17)...Scored two points and grabbed eight rebounds at Georgetown (1/16/17)... Scored six points versus No. 4/4 Villanova (2/1/17)...Scored four points and grabbed four rebounds versus Marquette (2/25/17)... Scored four points and had three rebounds versus DePaul (2/28/17)...Scored six points and grabbed a game-high 11 rebounds at St. John's (3/4/17)... **Named one of the Team's Most Promising Prospects (4/8/17).**

HIGHSCHOOL: Attended Orangeville Prep (Mono, Ontario)...Averaged 15 points, 12 rebounds and three assists per game in 2016 at Orangeville Prep ...Played in the Biosteel All-Canadian Games, which featured the top 24 high school players in Canada; scored 20 points and registered nine rebounds, named MVP for Team Red.

PROFILE

Name: Kalif K. Young
 Birthdate: April 5, 1997
 Major: Undeclared
 Family: Son of Paula Johnson and Tony Young. Has a brother, Kyral.
 Interests/Hobbies: Music and watching documentaries
 Favorite Team: Toronto Raptors
 Favorite Athlete: LaMarcus Aldridge
 Favorite Movie: He Got Game
 Favorite Food: Omelettes
 Favorite Book: The Great Gatsby
 Biggest Thrill in Sports: Close games and competing against the best.

AT PROVIDENCE STATS

Year	GP-GS	Min/Avg	Total		3-Point		FT-FTA	Pct	Rebounds			PF-FO	Ast	TO	Blk	Stl	Pts/Avg
			FG-FGA	Pct	FG-FGA	Pct			Off-Def	Tot	Avg						
2016-17	33-5	432/13.1	44-85	.518	0-1	.000	17-46	.370	46-60	106	3.2	56-0	13	33	17	12	105/3.2
TOTAL	33-5	432/13.1	44-85	.518	0-1	.000	17-46	.370	46-60	106	3.2	56-0	13	33	17	12	105/3.2

CAREER HIGHS
KALIF YOUNG

	Total	Overall
MINUTES	28	St. Francis (11/21/16)
POINTS	16	St. Francis (11/21/16)
REBOUNDS	11	St. John's (3/4/17)
FIELD GOALS	5	St. Francis (11/21/16)
FG ATTEMPTS	8	Twice
FG PCT.	1.000	Five times
FREE THROWS	6	St. Francis (11/21/16)
FT ATTEMPTS	9	St. Francis (11/21/16)
FT PCT	1.000	Three times
3PT	0	
3PT FGA	0	
3PT FG%	.000	
ASSISTS	2	Twice
TURNOVERS	3	Twice
BLOCKS	2	Twic
STEALS	3	Butler (1/1/17)

BIG EAST

27	Butler (1/1/17)
9	Creighton (1/7/17)
11	St. John's (3/4/17)
4	Creighton (1/7/17)
8	Creighton (1/7/17)
1.00	Four times
2	Marquette (2/25/17)
4	Marquette (2/25/17)
1.000	Twice
2	Georgetown (1/16/17)
3	St. John's (1/25/17)
1	Five times
3	Butler (1/1/17)



Kalif Young Career Game-By-Game...

2016-17...

DATE	OPP.	SCORE	POINTS	REB.	ASST.	STEALS
11/14/16	Vermont	W-80-58	2	5	1	2
11/17/16	at Ohio State	L-72-67	0	5	0	0
11/19/16	Grambling	W-7-54	1	1	0	0
11/21/16	St. Francis	W-64-48	16	6	0	0
11/25/16	vs. Memphis	W-60-51	2	0	0	0
11/26/16	vs. #7 Virginia	L-63-52	0	0	0	0
11/30/16	New Hampshire	W-76-62	2	3	2	0
12/3/16	#21 Rhode Island	W-63-60	0	1	1	0
12/6/16	Brown	W-95-57	9	6	0	1
12/10/16	UMass	W-75-69	6	2	0	0
12/17/16	Wagner	W-76-54	7	1	2	1
12/20/16	Maine	W-79-59	8	3	1	0
12/23/16	at Boston College	L-70-67	2	6	0	0
12/28/16	at #17 Xavier	L-82-56	5	5	0	0
1/1/17	at #13 Butler	L-78-61	0	5	1	3
1/4/17	Georgetown	W-76-70	0	5	0	0
1/7/17	#10 Creighton	L-78-64	9	9	0	0
1/11/17	at DePaul	L-64-63	4	0	0	1
1/14/17	Seton Hall	W-65-61	4	4	0	1
1/16/17	at Georgetown	W-74-56	2	8	2	1
1/21/17	at #1 Villanova	L-78-68	0	0	0	0
1/25/17	St. John's	L-91-86	3	0	0	0
1/28/17	at Marquette	W-79-78	0	3	0	0
2/1/17	#4 Villanova	L-66-57	6	1	0	0
2/8/17	at Seton Hall	L-72-70 OT	2	3	0	0
2/11/17	#22 Butler	W-71-65	0	2	1	1
2/15/17	Xavier	W-75-63	2	0	0	0
2/22/17	at #23 Creighton	W-68-66	0	1	0	0
2/25/17	Marquette	W-73-69	4	4	0	1
2/28/17	DePaul	W-73-64	4	3	1	0
3/4/17	at St. John's	W-86-75	6	11	0	0
3/9/17	vs. Creighton	L-70-58	0	3	1	0
3/15/17	vs. USC	L-75-71	0	0	0	0
			105	103	12	11
		Totals	3.2 ppg	3.2 rpg	0.4 apg	0.3 spg



THE LAST TIME PROVIDENCE COLLEGE...

PLAYED IN NCAA TOURNAMENT: (3/15/17) Providence 71 vs. Southern California 75 (First Four)
PLAYED IN THE NIT: (3/27/13) Providence 68 at Baylor 79 (Quarterfinals)
WON IN OVERTIME... (1/24/16) #16/#17 Providence 82 at #4/#4 Villanova 76 OT
LOST IN OVERTIME... (2/8/17) Providence 70 at Seton Hall 72 OT
PLAYED DOUBLE OVERTIME... (2/10/16) #20/#17 Providence 91 at Marquette 96 2OT
PLAYED A RANKED OPPONENT... (2/12/17) Providence 68 at #23/#23 Creighton 66
WAS RANKED... (2/22/16) RV - Associated Press Poll, 24 - USA Today Coaches Poll
DEFEATED A TOP-25 OPPONENT ON THE ROAD... (2/12/17) Providence 68 at #23/#23 Creighton 66
DEFEATED A TOP-25 OPPONENT AT HOME... (2/11/17) Providence 71 vs #22/#21 Butler 65
DEFEATED AT TOP-25 OPPONENT IN A NEUTRAL ARENA... (11/27/15) Providence 69 vs 11/#10 Arizona 65 -- Wooden Legacy
DEFEATED A TOP-10 OPPONENT ON THE ROAD... (1/24/16) #16/#17 Providence 82 at #4/#4 Villanova 76 OT
DEFEATED A TOP-10 OPPONENT AT HOME... (1/26/11) #8/#7 Villanova 68 at Providence 83
WON BY 50 OR MORE... (2/22/01) Binghamton 58 at #25 Providence 119
SCORED 100 OR MORE... (3/9/10) Providence 106 vs. Seton Hall 109
BOTH TEAMS SCORED 100 OR MORE... (3/9/10) Providence 106 vs. Seton Hall 109
SCORED 90 POINTS... (12/6/16) Brown 57 at Providence 95
SCORED LESS THAN 50... (11/30/14) Providence 38 at No. 1 Kentucky 58
BOTH TEAMS SCORED LESS THAN 50... (12/31/11) Providence 40 at #12/#12 Georgetown 49
ALLOWED 100 OR MORE... (3/9/10) Providence 106 vs. Seton Hall 109
ALLOWED 49 OR LESS... (11/21/16) Providence 64 vs St. Francis 48
SHOT OVER 60% FG... (1/25/17) St. John's 91 at Providence 86 (62.0 percent)
SHOT UNDER 35% FG... (2/25/16) #rv/#24 Providence 52 (28%) at Seton Hall 70
HELD OPPONENT UNDER 30% FG... (1/12/16) Providence 50 at Creighton 48 (25.8 percent)
MADE 10 3-POINT FG... (2/22/17) Providence 68 (12 Three-Point FGs) at #23/#23 Creighton 66
MADE 15 OR MORE 3-POINT FG... (12/9/09) Providence 110 (16 Three-Point FGs) at George Washington 97
DID NOT MAKE A 3-POINT FG... (11/17/14) Binghamton 45 at Providence 66 (0-9, 3 PT FG)
ATTEMPTED 50 FREE THROWS... (1/5/99) West Virginia 87 at Providence 90 (59 FT Attempts)
MADE 40 FREE THROWS... (1/5/99) West Virginia 87 at Providence 90 (40 FT)
HAD 50 OR MORE REBOUNDS... (1/31/13) Providence 79 (55 Rebounds) vs. UConn 82 OT
HAD 25 OR LESS REBOUNDS... (1/21/17) Providence 68 (23 Rebounds) at #1/#2 Villanova 78
HAD 20 OR MORE ASSISTS... (12/17/16) Wagner 54 at Providence 76 (22 assists)
HAD 20 OR MORE TURNOVERS... (3/9/17) Providence 58 (22 turnovers) vs Creighton 70
MADE 15 OR MORE STEALS... (1/3/10) Providence 74 (16 steals) at St. John's 59
BLOCKED 10 OR MORE SHOTS... (1/6/15) Providence 66 at Butler 62 (10 blocks)
HAD SIX OR MORE PLAYERS IN DOUBLE FIGURES... (2/15/14) Providence 84 vs. DePaul 61 (6 players)
HAD SEVEN OR MORE PLAYERS IN DOUBLE FIGURES... (11/18/08) Dartmouth 82 at Providence 100 (7 players)

THE LAST TIME A PROVIDENCE COLLEGE PLAYER...

SCORED 50 OR MORE... (2/23/11) Marshon Brooks (52 points) vs. Notre Dame, (12/15/73) Marvin Barnes (52 points) vs. Austin Peay
SCORED 40 OR MORE... (2/10/16) Ben Bentil (42 points) at Marquette
SCORED 30 OR MORE... (11/30/16) Rodney Bullock (36 points) vs. New Hampshire
SCORED 25 OR MORE... (1/1/17) Kyron Cartwright (26 points) at #13 Butler
SCORED 20 OR MORE... (2/25/17) Rodney Bullock (20 points) vs. Marquette
HIT 15 FIELD GOALS... (3/10/16) Ben Bentil (16 field goals, 38 points) vs. Butler
HIT 10 THREE POINT FG... (2/23/00) Donta Wade (10, 3PT FG) at Notre Dame
HIT 9 THREE POINT FG... (2/2/05) Donnie McGrath (9, 3PT FG) vs. Virginia
HIT 8 THREE POINT FG... (2/2/05) Donnie McGrath (9, 3PT FG) vs. Virginia
HIT 7 THREE POINT FG... (12/22/12) Bryce Cotton (7, 3PT FG) at Boston College
HIT 6 THREE POINT FG... (3/5/16) Jalen Lindsey (6, 3PT FG) at St. John's
MADE 15 FREE THROWS... (11/24/10) Vincent Council (16-16 FT) vs. Wyoming
HAD 25 REBOUNDS... (1/25/94) Michael Smith (26 rebounds) vs. Syracuse
HAD 20 REBOUNDS... (1/9/10) Jamine Peterson (20 rebounds) vs. Rutgers
HAD 15 REBOUNDS... (3/1/15) LaDontae Henton (15 rebounds) vs. Marquette
TWO PLAYERS HAD 10 REBOUNDS... (12/19/15) Jalen Lindsey (13), Ben Bentil (12), Rodney Bullock (11) vs. Rider
HAD 15 ASSISTS... (12/6/10) Vincent Council (16 Assists) vs. Brown
HAD 10 ASSISTS... (2/22/17) Kyron Cartwright (10 Assists) at #23/#23 Creighton
HAD 10 STEALS... (1/22/02) John Linehan (11 Steals) vs. Rutgers
HAD 8 STEALS... (11/14/15) Kris Dunn (8 Steals) vs. Harvard
HAD 12 BLOCKS... (12/8/71) Marvin Barnes (12 Blocks) vs. Buffalo
HAD 11 BLOCKS... (12/11/71) Marvin Barnes (11 Blocks) at St. Joseph's
HAD 10 BLOCKS... (12/2/00) Karim Shabazz (10 Blocks) vs. Rhode Island
HAD 5 BLOCKS... (1/17/14) Carson Desrosiers (6 Blocks) at Creighton
REGISTERED A TRIPLE-DOUBLE... (12/2/15) Kris Dunn (16 pts, 14 assists, 10 rebs) vs. Hartford
REGISTERED A DOUBLE-DOUBLE... (3/15/17) Emmitt Holt (18 pts, 11 reb) vs. Southern California
TWO PLAYERS REGISTERED A DOUBLE-DOUBLE... (2/22/17) Rodney Bullock (10 pts, 12 reb), Kyron Cartwright (13 pts, 10 ast) at #23/#23 Creighton
THREE PLAYERS REGISTERED A DOUBLE-DOUBLE... (12/19/15) Jalen Lindsey (13 pt, 13 rb), Ben Bentil (19 pt, 12 rb), Rodney Bullock (16 pt, 11 rb) vs. Rider
TWO PLAYERS HAD 20 POINTS... (1/14/17) Kyron Cartwright (20 points), Rodney Bullock (22 points) vs. Seton Hall
THREE PLAYERS HAD 20 POINTS... (11/16/13) Bryce Cotton (28 points), Kadeem Batts (22 points), LaDontae Henton (21 points) vs Marist



Official Basketball Box Score -- Game Totals -- Final Statistics Providence vs Boston College 12-23-16 4:01 PM at Conte Forum

Providence 67 • 10-3

Box score for Providence vs Boston College showing player statistics for Providence.

FG % 1st Half: 11-29 37.9%, 2nd half: 15-35 42.9%, Game: 26-64 40.6%, 3FG % 1st Half: 3-10 30.0%, 2nd half: 2-14 14.3%, Game: 5-24 20.8%, FT % 1st Half: 4-4 100.0%, 2nd half: 6-7 85.7%, Game: 10-11 90.9%

Boston College 79 • 7-6

Box score for Providence vs Boston College showing player statistics for Boston College.

FG % 1st Half: 10-29 34.5%, 2nd half: 20-28 71.4%, Game: 30-57 52.6%, 3FG % 1st Half: 3-9 33.3%, 2nd half: 8-12 66.7%, Game: 11-21 52.4%, FT % 1st Half: 2-4 50.0%, 2nd half: 6-11 54.5%, Game: 8-15 53.3%

Officials: Pat Driscoll, Tim Clougherty, Brian O'Connell Technical fouls: Providence-None. Boston College-None.

Score by periods table for Providence vs Boston College.

Last FG - PC 2nd-00:19, BC 2nd-01:14. Largest lead - PC by 7 2nd-17:21, BC by 20 2nd-04:13. PC led for 11:49, BC led for 25:25. Game was tied for 02:46.

Official Basketball Box Score -- Game Totals -- Final Statistics Providence vs Xavier 12/28/16 7:00 PM at Cincinnati, Ohio (Cintas Center)

Providence 56 • 10-4,0-1 BIGEAST

Box score for Providence vs Xavier showing player statistics for Providence.

FG % 1st Half: 10-27 37.0%, 2nd half: 9-22 40.9%, Game: 19-49 38.8%, 3FG % 1st Half: 1-6 16.7%, 2nd half: 4-8 50.0%, Game: 5-14 35.7%, FT % 1st Half: 4-4 100.0%, 2nd half: 9-13 69.2%, Game: 13-17 76.5%

Xavier 82 • 11-2,1-0 BIGEAST

Box score for Providence vs Xavier showing player statistics for Xavier.

FG % 1st Half: 13-25 52.0%, 2nd half: 19-28 67.9%, Game: 32-53 60.4%, 3FG % 1st Half: 3-9 33.3%, 2nd half: 5-11 45.5%, Game: 8-20 40.0%, FT % 1st Half: 8-12 66.7%, 2nd half: 2-3 66.7%, Game: 10-15 66.7%

Officials: James Breeding, Jeff Clark, Roger Ayers Technical fouls: Providence-None. Xavier-None.

Score by periods table for Providence vs Xavier.

Last FG - PC 2nd-01:22, XU 2nd-03:42. Largest lead - PC by 2 1st-18:48, XU by 30 2nd-03:42. PC led for 00:46, XU led for 37:24. Game was tied for 01:50.

Official Basketball Box Score -- Game Totals -- Final Statistics Providence vs Butler 1/1/17 3:00pm at Indianapolis, Ind. -- Hinkle Fieldhouse

Providence 61 • 10-5, 0-2 BE

Box score for Providence vs Butler showing player statistics for Providence.

FG % 1st Half: 11-30 36.7%, 2nd half: 11-27 40.7%, Game: 22-57 38.6%, 3FG % 1st Half: 1-10 10.0%, 2nd half: 5-12 41.7%, Game: 6-22 27.3%, FT % 1st Half: 3-7 42.9%, 2nd half: 8-15 53.3%, Game: 11-22 50.0%

Butler 78 • 12-2, 1-1 BE

Box score for Providence vs Butler showing player statistics for Butler.

FG % 1st Half: 16-22 72.7%, 2nd half: 10-20 50.0%, Game: 26-42 61.9%, 3FG % 1st Half: 6-10 60.0%, 2nd half: 2-4 50.0%, Game: 8-14 57.1%, FT % 1st Half: 7-8 87.5%, 2nd half: 11-17 64.7%, Game: 18-25 72.0%

Officials: James Luckie, Mike Eades, Tony Chiazza Technical fouls: Providence-None. Butler-None.

Score by periods table for Providence vs Butler.

Last FG - PC 2nd-06:39, BUTLER 2nd-01:21. Largest lead - PC by 2 1st-19:21, BUTLER by 22 1st-06:36. PC led for 00:24, BUTLER led for 38:29. Game was tied for 01:07.

Official Basketball Box Score -- Game Totals -- Final Statistics Georgetown vs Providence College 01/04/17 7:05 p.m. at Providence, R.I. - Dunkin' Donuts Center

Georgetown 70 • 8-7, 0-3

Box score for Georgetown vs Providence College showing player statistics for Georgetown.

FG % 1st Half: 10-32 31.3%, 2nd half: 17-33 51.5%, Game: 27-65 41.5%, 3FG % 1st Half: 2-12 16.7%, 2nd half: 6-14 42.9%, Game: 8-26 30.8%, FT % 1st Half: 1-2 50.0%, 2nd half: 7-14 50.0%, Game: 8-16 50.0%

Providence College 76 • 11-5, 1-2

Box score for Georgetown vs Providence College showing player statistics for Providence College.

FG % 1st Half: 11-29 37.9%, 2nd half: 13-25 52.0%, Game: 24-54 44.4%, 3FG % 1st Half: 3-10 30.0%, 2nd half: 3-5 60.0%, Game: 6-15 40.0%, FT % 1st Half: 5-8 62.5%, 2nd half: 17-22 77.3%, Game: 22-30 73.3%

Officials: Brian O'Connell, Evon Burroughs, Matt Potter Technical fouls: Georgetown-None. Providence College-None.

Score by periods table for Georgetown vs Providence College.

Last FG - GTOWN 2nd-00:10, PC 2nd-01:59. Largest lead - GTOWN by 4 1st-05:29, PC by 8 2nd-04:34. GTOWN led for 09:23, PC led for 27:37. Game was tied for 02:52.



Official Basketball Box Score -- Game Totals -- Final Statistics
Creighton vs Providence College
01/07/17 2:05 p.m. at Dunkin' Donuts Center - Providence, R.I.

Creighton 78 • 15-1, 3-1

Table with columns for Player, Total FG-FGA, 3-Ptr FG-FGA, FT-FTA, Rebounds (Off Def Tot), PF, TP, A TO Blk Stl, Min. Includes totals row and game statistics.

FG % 1st Half: 17-31 54.8% 2nd half: 16-28 57.1% Game: 33-59 55.9%
3FG % 1st Half: 5-10 50.0% 2nd half: 2-7 28.6% Game: 7-17 41.2%
FT % 1st Half: 0-0 0.0% 2nd half: 5-7 71.4% Game: 5-7 71.4%

Providence College 64 • 11-6, 1-3

Table with columns for Player, Total FG-FGA, 3-Ptr FG-FGA, FT-FTA, Rebounds (Off Def Tot), PF, TP, A TO Blk Stl, Min. Includes totals row and game statistics.

FG % 1st Half: 14-34 41.2% 2nd half: 12-33 36.4% Game: 26-67 38.8%
3FG % 1st Half: 2-12 16.7% 2nd half: 1-7 14.3% Game: 3-19 15.8%
FT % 1st Half: 3-4 75.0% 2nd half: 6-8 75.0% Game: 9-12 75.0%

Officials: Ed Corbett, Jeff Clark, Brent Hanson
Technical fouls: Creighton-None. Providence College-None.
Attendance: 8176

Score by periods table with columns for 1st, 2nd, Total. Providence College leads 64-39.

Last FG - CREIGHTO 2nd-01:05, PC 2nd-00:11.

Score tied - 3 times.

Official Basketball Box Score -- Game Totals -- Final Statistics
Providence College vs DePaul
1/10/17 8:15 PM at Rosemont, Ill.

Providence College 63 • 11-7, 1-4

Table with columns for Player, Total FG-FGA, 3-Ptr FG-FGA, FT-FTA, Rebounds (Off Def Tot), PF, TP, A TO Blk Stl, Min. Includes totals row and game statistics.

FG % 1st Half: 14-29 48.3% 2nd half: 6-18 33.3% Game: 20-47 42.6%
3FG % 1st Half: 4-9 44.4% 2nd half: 1-8 12.5% Game: 5-17 29.4%
FT % 1st Half: 3-4 75.0% 2nd half: 15-18 83.3% Game: 18-22 81.8%

DePaul 64 • 8-9, 1-3

Table with columns for Player, Total FG-FGA, 3-Ptr FG-FGA, FT-FTA, Rebounds (Off Def Tot), PF, TP, A TO Blk Stl, Min. Includes totals row and game statistics.

FG % 1st Half: 10-23 43.5% 2nd half: 12-25 48.0% Game: 22-48 45.8%
3FG % 1st Half: 1-7 14.3% 2nd half: 1-5 20.0% Game: 2-12 16.7%
FT % 1st Half: 5-7 71.4% 2nd half: 13-14 92.9% Game: 18-21 85.7%

Officials: John Gaffney, Tony Greene, Tom Eades
Technical fouls: Providence College-None. DePaul-None.
Attendance: 4641

Score by periods table with columns for 1st, 2nd, Total. Providence College leads 63-35.

Points in game summary table with columns for In Paint, Off T/O, 2nd Chance, Fast Break, Bench. Providence College leads 63-35.

Last FG - PC 2nd-04:49, DPU 2nd-00:05.
Largest lead - PC by 12 2nd-14:53, DPU by 1 1st-13:32.
PC led for 38:02. DPU led for 00:38. Game was tied for 01:20.

Score tied - 3 times.
Lead changed - 5 times.

Official Basketball Box Score -- Game Totals -- Final Statistics
Seton Hall vs Providence College
01/14/17 12:01 p.m. at Providence, R.I. - Dunkin' Donuts Center

Seton Hall 61 • 12-5, 2-3

Table with columns for Player, Total FG-FGA, 3-Ptr FG-FGA, FT-FTA, Rebounds (Off Def Tot), PF, TP, A TO Blk Stl, Min. Includes totals row and game statistics.

FG % 1st Half: 11-32 34.4% 2nd half: 14-30 46.7% Game: 25-62 40.3%
3FG % 1st Half: 3-10 30.0% 2nd half: 3-11 27.3% Game: 6-21 28.6%
FT % 1st Half: 3-5 60.0% 2nd half: 2-3 66.7% Game: 5-8 62.5%

Providence College 65 • 12-7, 2-4

Table with columns for Player, Total FG-FGA, 3-Ptr FG-FGA, FT-FTA, Rebounds (Off Def Tot), PF, TP, A TO Blk Stl, Min. Includes totals row and game statistics.

FG % 1st Half: 12-23 52.2% 2nd half: 10-23 43.5% Game: 22-46 47.8%
3FG % 1st Half: 3-7 42.9% 2nd half: 4-9 44.4% Game: 7-16 43.8%
FT % 1st Half: 7-11 63.6% 2nd half: 7-11 63.6% Game: 14-22 63.6%

Officials: Michael Roberts, Lamar Simpson, Evon Burroughs
Technical fouls: Seton Hall-None. Providence College-None.
Attendance: 9253

Score by periods table with columns for 1st, 2nd, Total. Providence College leads 65-28.

Last FG - SHU 2nd-00:50, PC 2nd-00:32.
Largest lead - SHU by 4 1st-12:32, PC by 16 1st-03:09.
SHU led for 06:49. PC led for 30:13. Game was tied for 02:58.

Score tied - 4 times.
Lead changed - 6 times.

Official Basketball Box Score -- Game Totals -- Final Statistics
Providence College vs Georgetown
01/16/17 9 p.m. at Verizon Center, WASHINGTON

Providence College 74 • 13-7, 3-4

Table with columns for Player, Total FG-FGA, 3-Ptr FG-FGA, FT-FTA, Rebounds (Off Def Tot), PF, TP, A TO Blk Stl, Min. Includes totals row and game statistics.

FG % 1st Half: 14-28 50.0% 2nd half: 12-27 44.4% Game: 26-55 47.3%
3FG % 1st Half: 5-11 45.5% 2nd half: 4-10 40.0% Game: 9-21 42.9%
FT % 1st Half: 9-15 60.0% 2nd half: 4-5 80.0% Game: 13-20 65.0%

Georgetown 56 • 10-9, 1-5

Table with columns for Player, Total FG-FGA, 3-Ptr FG-FGA, FT-FTA, Rebounds (Off Def Tot), PF, TP, A TO Blk Stl, Min. Includes totals row and game statistics.

FG % 1st Half: 9-28 32.1% 2nd half: 9-27 33.3% Game: 18-55 32.7%
3FG % 1st Half: 1-13 7.7% 2nd half: 4-10 40.0% Game: 5-23 21.7%
FT % 1st Half: 8-10 80.0% 2nd half: 7-11 63.6% Game: 15-21 71.4%

Officials: Jeff Anderson, Earl Walton, Mike Eades
Technical fouls: Providence College-None. Georgetown-None.
Attendance: 5169

Score by periods table with columns for 1st, 2nd, Total. Providence College leads 74-42.

Points in game summary table with columns for In Paint, Off T/O, 2nd Chance, Fast Break, Bench. Providence College leads 74-42.

Last FG - PC 2nd-01:52, GU 2nd-01:31.
Largest lead - PC by 24 2nd-02:46, GU None.
PC led for 38:59, GU led for 00:00. Game was tied for 01:01.

Score tied - 1 time.
Lead changed - 0 times.



Official Basketball Box Score -- Game Totals -- Final Statistics
USC vs Providence College
3/15/17 9:10 PM ET at University of Dayton Arena

USC 75 • 25-9

#	Player	Total			3-Ptr			Rebounds			PF	TP	A	TO	Blk	Stl	Min
		FG	FGA	FT	FTA	Off	Def	Tot									
04	METU, Chimezie	r	3-9	0-0	9-12	6	2	8	1	15	1	0	2	0		31	
25	BOATWRIGHT, Bennie	r	8-16	3-10	5-7	4	3	7	1	24	3	1	1	0		33	
11	MCLAUGHLIN, Jordan	g	7-15	2-3	2-4	2	8	10	0	18	4	1	0	2		38	
22	MELTON, De'Anthony	g	1-2	0-1	0-0	1	2	3	1	2	4	0	1	0		16	
30	STEWART, Elijah	g	0-4	0-2	0-0	0	2	2	1	0	0	0	0	1		31	
00	AARON, Shaquuan		0-1	0-1	0-0	0	1	1	3	0	0	3	0	0		9	
02	MATHEWS, Jonah		2-4	2-2	1-1	1	0	1	4	7	0	1	0	0		23	
31	RAKOCEVIC, Nick		3-6	0-0	3-3	1	0	1	2	9	0	1	0	1		19	
Team						1	2	3									
Totals			24-57	7-19	20-27	16	20	36	13	75	12	7	4	4		200	

FG % 1st Half: 10-29 34.5% 2nd half: 14-28 50.0% Game: 24-57 42.1% Deadball Rebounds 4.1
 3FG % 1st Half: 3-9 33.3% 2nd half: 4-10 40.0% Game: 7-19 36.8%
 FT % 1st Half: 6-9 66.7% 2nd half: 14-18 77.8% Game: 20-27 74.1%

Providence College 71 • 20-13

#	Player	Total			3-Ptr			Rebounds			PF	TP	A	TO	Blk	Stl	Min
		FG	FGA	FT	FTA	Off	Def	Tot									
05	BULLOCK, Rodney	r	6-13	3-6	2-2	1	6	7	3	17	2	1	0	1		34	
15	HOLT, Emmitt	r	9-12	0-1	0-0	4	7	11	4	18	1	2	1	0		32	
11	DIALLO, Alpha	g	2-6	1-1	3-4	1	2	3	4	8	1	1	0	1		32	
21	LINDSEY, Jalen	g	5-11	4-9	3-5	0	2	2	3	17	2	0	0	1		38	
24	CARTWRIGHT, Kyrion	g	2-2	1-1	4-6	0	1	1	4	9	7	4	0	0		29	
04	WHITE, Mallek		0-1	0-0	0-0	0	0	0	1	0	4	0	0	0		10	
13	YOUNG, Kalif		0-0	0-0	0-0	0	0	0	1	0	0	0	0	0		8	
35	FAZEKAS, Ryan		0-1	0-1	0-0	0	1	1	0	0	0	0	0	0		4	
44	JACKSON, Isaiah		1-5	0-1	0-0	0	1	1	1	2	0	1	1	0		13	
Team						1	0	1									
Totals			25-51	9-20	12-17	7	20	27	21	71	17	9	2	3		200	

FG % 1st Half: 15-27 55.6% 2nd half: 10-24 41.7% Game: 25-51 49.0% Deadball Rebounds 3
 3FG % 1st Half: 8-15 53.3% 2nd half: 1-5 20.0% Game: 9-20 45.0%
 FT % 1st Half: 6-9 66.7% 2nd half: 6-8 75.0% Game: 12-17 70.6%

Officials: Bo Boroski, Bill Covington, Nate Harris (B. Jarrett)
 Technical fouls: USC-None. Providence College-None.
 Attendance: 11528
 2017 NCAA Division I Men's Basketball Championship
 First Four - East Region
 Winner advances to play #6 SMU on Friday, March 17 in Tulsa, Okla.

Score by periods	1st	2nd	Total
USC	29	46	75
Providence College	44	27	71

Points	In Paint	Off T/O	2nd Chance	Fast Break	Bench
USC	20	16	11	12	16
PC	24	6	8	7	2

Last FG - USC 2nd-02:59, PC 2nd-00:01.
 Largest lead - USC by 7 1st-18:21, PC by 17 1st-00:53.
 USC led for 18:16. PC led for 21:14. Game was tied for 00:30.

Score tied - 1 time.
 Lead changed - 4 times.



2016-17 Providence Men's Basketball Providence College Combined Team Statistics (as of May 30, 2017) All games

RECORD:	OVERALL	HOME	AWAY	NEUTRAL
ALL GAMES	20-13	15-3	4-7	1-3
CONFERENCE	10-8	6-3	4-5	0-0
NON-CONFERENCE	10-5	9-0	0-2	1-3

#	Player	gp-gs	min	avg	Total		3-Point		F-Throw		Rebounds				a	to	blk	stl	pts	avg		
					fg-fga	fg%	3fg-fga	3fg%	ft-fa	ft%	off	def	tot	avg							pf	dq
05	BULLOCK, Rodney	33-33	1082	32.8	177-406	.436	46-145	.317	119-159	.748	45	166	211	6.4	76	1	47	81	27	38	519	15.7
15	HOLT, Emmitt	32-28	879	27.5	149-285	.523	21-61	.344	82-121	.678	55	117	172	5.4	101	4	32	45	25	22	401	12.5
24	CARTWRIGHT, Kyron	33-33	1091	33.1	132-314	.420	31-80	.388	80-112	.714	17	100	117	3.5	67	1	222	96	1	36	375	11.4
21	LINDSEY, Jalen	32-32	1026	32.1	106-232	.457	74-161	.460	57-77	.740	38	100	138	4.3	69	2	22	23	8	28	343	10.7
11	DIALLO, Alpha	33-16	705	21.4	59-145	.407	9-37	.243	62-84	.738	32	73	105	3.2	78	0	39	41	5	29	189	5.7
44	JACKSON, Isaiah	33-11	552	16.7	64-133	.481	19-47	.404	38-51	.745	12	68	80	2.4	47	0	41	36	9	18	185	5.6
13	YOUNG, Kalif	33-5	432	13.1	44-85	.518	0-1	.000	17-46	.370	46	60	106	3.2	56	0	13	33	17	12	105	3.2
25	EDWARDS, Drew	8-0	86	10.8	8-19	.421	3-6	.500	5-10	.500	0	5	5	0.6	10	0	2	5	1	4	24	3.0
35	FAZEKAS, Ryan	30-7	353	11.8	31-80	.388	22-59	.373	6-9	.667	0	33	33	1.1	28	0	9	5	2	11	90	3.0
04	WHITE, Maliek	33-0	379	11.5	32-84	.381	12-37	.324	6-11	.545	5	28	33	1.0	35	0	44	32	2	20	82	2.5
12	WOODRING, Casey	4-0	7	1.8	1-6	.167	1-5	.200	0-0	.000	1	1	2	0.5	0	0	0	0	0	0	3	0.8
22	COUNCIL, Ricky	5-0	20	4.0	1-6	.167	1-6	.167	0-0	.000	0	3	3	0.6	1	0	0	3	0	0	3	0.6
34	PLANEK, Tom	7-0	13	1.9	0-0	.000	0-0	.000	0-3	.000	3	3	6	0.9	1	0	0	2	1	0	0	0.0
Team											40	49	89				10					
Total.....		33	6625		804-1795	.448	239-645	.371	472-683	.691	294	806	1100	33.3	569	8	471	412	98	218	2319	70.3
Opponents.....		33	6625		810-1840	.440	207-631	.328	380-562	.676	323	819	1142	34.6	631	-	392	454	96	206	2207	66.9

TEAM STATISTICS	PC	OPP	Date	Opponent	Score	Att.
SCORING	2319	2207	11/14/16	VERMONT	w 80-58	8310
Points per game	70.3	66.9	11/17/16	at Ohio State	L 67-72	11089
Scoring margin	+3.4	-	11/19/16	GRAMBLING STATE	w 71-54	6093
FIELD GOALS-ATT	804-1795	810-1840	11/21/16	SAINT FRANCIS BROOKLYN	w 64-48	4208
Field goal pct	.448	.440	11/25/16	vs Memphis	w 60-51	2196
3 POINT FG-ATT	239-645	207-631	11/26/16	vs Virginia	L 52-63	2196
3-point FG pct	.371	.328	11/30/16	NEW HAMPSHIRE	w 76-62	4801
3-pt FG made per game	7.2	6.3	12/3/16	RHODE ISLAND	w 63-60	12488
FREE THROWS-ATT	472-683	380-562	12/6/16	BROWN	w 95-57	4869
Free throw pct	.691	.676	12/10/16	MASSACHUSETTS	w 75-69	7815
F-Throws made per game	14.3	11.5	12/17/16	WAGNER	w 76-54	4069
REBOUNDS	1100	1142	12/20/16	MAINE	w 79-59	4257
Rebounds per game	33.3	34.6	12-23-16	at Boston College	L 67-79	5266
Rebounding margin	-1.3	-	* 12/28/16	at Xavier	L 56-82	10426
ASSISTS	471	392	* 1/1/17	at Butler	L 61-78	8403
Assists per game	14.3	11.9	* 01/04/17	GEORGETOWN	w 76-70	9586
TURNOVERS	412	454	* 01/07/17	CREIGHTON	L 64-78	8176
Turnovers per game	12.5	13.8	* 1/10/17	at DePaul	L 63-64	4641
Turnover margin	+1.3	-	* 01/14/17	SETON HALL	w 65-61	9253
Assist/turnover ratio	1.1	0.9	* 01/16/17	at Georgetown	w 74-56	5169
STEALS	218	206	* 1/21/17	at Villanova	L 68-78	18731
Steals per game	6.6	6.2	* 1/25/17	ST. JOHN'S	L 86-91	10314
BLOCKS	98	96	* 1/28/17	at Marquette	w 79-78	15369
Blocks per game	3.0	2.9	* 2/1/17	VILLANOVA	L 57-66	12463
ATTENDANCE	152867	144249	* 02/08/17	at Seton Hall	Lot 70-72	7024
Home games-Avg/Game	18-8493	11-10211	* 2/11/17	BUTLER	w 71-65	12746
Neutral site-Avg/Game	-	4-7981	* 2/15/17	XAVIER	w 75-63	10102
			* 02-22-17	at Creighton	w 68-66	17382
			* 2/25/17	MARQUETTE	w 73-69	13216
			* 2/28/17	DEPAUL	w 73-64	10101
			* 3/4/17	at ST. John's	w 86-75	8826
			3/9/17	vs CREIGHTON	I 58-70	16003
Score by Periods	1st	2nd	OT	Totals		
Providence College	1116	1194	9	2319		
Opponents	984	1212	11	2207		



**2016-17 Providence Men's Basketball
Providence College Combined Team Statistics (as of Mar 04, 2017)
Conference games**

RECORD:	OVERALL	HOME	AWAY	NEUTRAL
ALL GAMES	10-8	6-3	4-5	0-0
CONFERENCE	10-8	6-3	4-5	0-0
NON-CONFERENCE	0-0	0-0	0-0	0-0

#	Player	gp-gs	min	avg	Total		3-Point		F-Throw		Rebounds				pf	dq	a	to	blk	stl	pts	avg
					fg-fga	fg%	3fg-fga	3fg%	ft-fa	ft%	off	def	tot	avg								
05	BULLOCK, Rodney	18-18	577	32.1	87-204	.426	21-69	.304	52-75	.693	25	86	111	6.2	48	1	26	40	17	19	247	13.7
24	CARTWRIGHT, Kyron	18-18	610	33.9	84-199	.422	18-47	.383	54-72	.750	15	54	69	3.8	33	0	112	51	0	21	240	13.3
21	LINDSEY, Jalen	17-17	580	34.1	60-135	.444	44-91	.484	30-40	.750	17	56	73	4.3	36	1	10	13	4	15	194	11.4
15	HOLT, Emmitt	18-14	477	26.5	72-143	.503	12-33	.364	42-69	.609	28	54	82	4.6	61	4	15	26	12	14	198	11.0
11	DIALLO, Alpha	18-14	470	26.1	40-99	.404	5-27	.185	51-67	.761	22	50	72	4.0	50	0	31	29	4	13	136	7.6
44	JACKSON, Isaiah	18-5	311	17.3	45-76	.592	11-24	.458	31-42	.738	4	35	39	2.2	27	0	24	19	3	13	132	7.3
13	YOUNG, Kalif	18-4	254	14.1	21-42	.500	0-0	.000	9-26	.346	27	37	64	3.6	35	0	5	18	7	9	51	2.8
04	WHITE, Maliek	18-0	213	11.8	18-46	.391	7-20	.350	4-7	.571	2	17	19	1.1	17	0	20	14	1	11	47	2.6
35	FAZEKAS, Ryan	15-0	125	8.3	7-24	.292	5-17	.294	1-2	.500	0	12	12	0.8	11	0	3	3	1	3	20	1.3
12	WOODRING, Casey	1-0	1	1.0	0-3	.000	0-2	.000	0-0	.000	1	0	1	1.0	0	0	0	0	0	0	0	0.0
34	PLANEK, Tom	3-0	7	2.3	0-0	.000	0-0	.000	0-1	.000	2	1	3	1.0	0	0	0	0	0	0	0	0.0
Team											20	21	41				8					
Total.....		18	3625		434-971	.447	123-330	.373	274-401	.683	163	423	586	32.6	318	6	246	221	49	118	1265	70.3
Opponents.....		18	3625		467-1012	.461	121-344	.352	221-301	.734	170	445	615	34.2	352	10	239	231	49	115	1276	70.9

TEAM STATISTICS	PC	OPP	Date	Opponent	Score	Att.
SCORING	1265	1276	* 12/28/16	at Xavier	L 56-82	10426
Points per game	70.3	70.9	* 1/1/17	at Butler	L 61-78	8403
Scoring margin	-0.6	-	* 01/04/17	GEORGETOWN	w 76-70	9586
FIELD GOALS-ATT	434-971	467-1012	* 01/07/17	CREIGHTON	L 64-78	8176
Field goal pct	.447	.461	* 1/10/17	at DePaul	L 63-64	4641
3 POINT FG-ATT	123-330	121-344	* 01/14/17	SETON HALL	w 65-61	9253
3-point FG pct	.373	.352	* 01/16/17	at Georgetown	w 74-56	5169
3-pt FG made per game	6.8	6.7	* 1/21/17	at Villanova	L 68-78	18731
FREE THROWS-ATT	274-401	221-301	* 1/25/17	ST. JOHN'S	L 86-91	10314
Free throw pct	.683	.734	* 1/28/17	at Marquette	w 79-78	15369
F-Throws made per game	15.2	12.3	* 2/1/17	VILLANOVA	L 57-66	12463
REBOUNDS	586	615	* 02/08/17	at Seton Hall	Lot 70-72	7024
Rebounds per game	32.6	34.2	* 2/11/17	BUTLER	w 71-65	12746
Rebounding margin	-1.6	-	* 2/15/17	XAVIER	w 75-63	10102
ASSISTS	246	239	* 02-22-17	at #23 Creighton	w 68-66	17382
Assists per game	13.7	13.3	* 2/25/17	MARQUETTE	w 73-69	13216
TURNOVERS	221	231	* 2/28/17	DEPAUL	w 73-64	10101
Turnovers per game	12.3	12.8	* 3/4/17	at ST. JOHN'S	w 86-75	8826
Turnover margin	+0.6	-				
Assist/turnover ratio	1.1	1.0	* - Conference game			
STEALS	118	115				
Steals per game	6.6	6.4				
BLOCKS	49	49				
Blocks per game	2.7	2.7				
ATTENDANCE	95957	95971				
Home games-Avg/Game	9-10662	9-10663				
Neutral site-Avg/Game	-	0-0				

Score by Periods	1st	2nd	OT	Totals
Providence College	592	664	9	1265
Opponents	582	683	11	1276



2016-17 PROVIDENCE COLLEGE WINS AND LOSSES

FRIARS RECORD WHEN....

Providence shoots 50% or better from the floor	2-1
Providence shoots less than 50% from the floor	18-12
Providence holds opponent to 49% or less from the floor	19-6
Providence opponent shoots 50% or better from the floor	1-7
Providence outrebounds opponent.....	10-3
Opponent outrebounds Providence	10-10
Rebounds are tied.....	0-0
Providence makes 40% of three point tries.....	10-4
Providence makes less than 40% of three point tries	11-8
Providence scores less than 60 points	0-4
Providence scores 60 or more points.....	20-8
Providence scores 70 or more points.....	15-3
Providence scores 80 or more points.....	2-1
Opponent held to less than 60 points.....	9-0
Opponent scores 60 or more points.....	12-11
Opponent scores 70 or more points.....	2-10
Opponent scores 80 or more points.....	0-2

FRIARS WHEN AHEAD, TIED AND TRAILING IN 2016-17....

	WHEN AHEAD	WHEN TIED	WHEN TRAILING
Halftime	15-5	0-0	5-8
10 Minutes Left	17-4	0-1	3-8
5 Minutes Left	18-1	1-0	1-2

2016-17 STARTING LINEUPS RECORDS:

Fazekas, Bullock, Lindsey, Holt, Cartwright: 4-2
 Fazekas, Bullock, Lindsey, Cartwright, Young: 1-0
 Jackson, Bullock, Lindsey, Holt, Cartwright: 6-4
 Jackson, Bullock, Diallo, Holt, Cartwright: 0-1
 Bullock, Lindsey, Holt, Cartwright, Diallo: 7-4
 Bullock, Lindsey, Young, Cartwright, Diallo: 4-2

RECORDS AS STARTERS IN 2016-17:

Fazekas: 6-2
 Bullock: 20-13
 Lindsey: 20-12
 Holt: 17-11
 Cartwright: 20-13
 Young: 4-2
 Jackson: 6-5
 Diallo: 9-7

GAMES LOST - INJURY/ILLNESS (26) IN 2016-17:

Edwards 25, Holt 1, Lindsey 1

GAMES PC PLAYERS LED IN 2016-17:

Scoring: Holt 6, Bullock 6, Lindsey 2, Cartwright 3

Rebounding: Bullock 6, Holt 5, Cartwright 1, Diallo 1, Young 1

DOUBLE/DOUBLES:

Bullock 5, Holt 4, Cartwright 2

TRIPLE/DOUBLES:

20-POINT GAMES:

Holt 2, Bullock 9, Cartwright 2

30-POINT GAMES:

Bullock 1

40-POINT GAMES:

50-POINT GAMES:


FRIARS' MARGIN DIFFERENTIAL

	1	2	3	4	5	6	7	8	9	10	11	12	13	14	15	16-20	21-25	26-30	31-34	35+
Lost	1	1		1	2				1	1	1	2		1		1		1		
Won	1	1	1	2	1	1	1		2		1	1		1		4	2			1

PC By The Numbers	
2016-17 (20-13) 10-8	
OVERALL RECORD:	20-13
LAST FIVE GAMES:	3-2
LAST TEN GAMES:	6-4
HOME:	15-3
ROAD:	4-7
NEUTRAL:	1-3
OVERTIME GAMES:	0-1
BIG EAST RECORD:	10-8
BIG EAST HOME:	6-3
BIG EAST AWAY:	4-5
LONGEST WIN STREAK:	6
LONGEST BIG EAST WIN STREAK:	6
LONGEST HOME WIN STREAK:	10
LONGEST BIG EAST HOME WIN STREAK:	4
LONGEST BIG EAST ROAD WIN STREAK:	2
LONGEST LOSING STREAK:	3
WHEN LEADING AT HALFTIME:	15-5
HOME:	12-0
AWAY:	3-3
NEUTRAL:	0-2
WHEN TRAILING AT HALFTIME:	5-8
HOME:	3-3
AWAY:	1-4
NEUTRAL:	1-1
WHEN TIED AT HALFTIME:	0-0
HOME:	0-0
AWAY:	0-0
NEUTRAL:	
RECORD BY THE DAY:	
Record on Monday	3-0
Record on Tuesday	3-1
Record on Wednesday	4-5
Record on Thursday	0-2
Record on Friday	1-1
Record on Saturday	9-3
Record on Sunday	0-1
RECORD BY THE MONTH:	
November	5-2
December	5-2
January	4-5
February	5-2
March	1-2
BY CONFERENCE:	
America East	3-0
American Athletic	1-0
Atlantic Coast	0-2
Atlantic 10	2-0
Big East	10-9
Big Ten	0-1
Ivy League	1-0
Northeast	2-0
Southwestern	1-0
PAC 12	0-1



2




Bryan Donovan
FR. 6-0 180
Gainesville, Fl.

4




Maliek White
FR. 6-2 180
Richmond, Va.

5



Rodney Bullock
JR. 6-8 225
Hampton, Va.

11



Alpha Diallo
FR. 6-7 205
New York, N.Y.

12



Casey Woodring
SR. 6-2 190
Darien, Conn.

13




Kalif Young
FR. 6-9 250
Vaughan, Ontario

15



Emmitt Holt
JR. 6-7 230
Webster, N.Y.

21




Jalen Lindsey
JR. 6-7 220
Murfreesboro, Tenn.

22




Ricky Council II
SO. 6-5 200
Durham, N.C.

24




Kyron Cartwright
JR. 5-11 185
Compton, Calif.

25




Drew Edwards
SO. 6-4 190
Perry Hall, Md.

34



Tom Planek
JR. 6-6 205
Oak Park, Ill.

35



Ryan Fazekas
SO. 6-8 215
Chesterton, Ind.

44



Isaiah Jackson
SO. 6-6 225
Gainesville, Fla.



Ed Cooley
Head Coach



Jeff Battle
Assistant Coach



Brian Blaney
Assistant Coach



Ivan Thomas
Assistant Coach



Kevin Kurbec
Coordinator of
Basketball Operations



Nikola Knezevic
Associate Director
of Player Development/
Video Operations