




1000 POINT SCORERS



JIMMY WALKER



ERIC MURDOCK




MARVIN BARNES

10 AUSTIN CROSHERE (Center, 6-9, 225, Los Angeles, Calif.)							
YEAR	G	FG-FGA	PCT	FT-FTA	PCT	REB	PTS-AVG
1993-94	25	38-95	.400	29-40	.725	55	115-4.6
1994-95	30	106-231	.459	66-85	.776	147	307-10.2
1995-96	30	151-359	.421	109-128	.852	173	458-15.3
1996-97	36	200-440	.455	182-205	.888	270	643-17.9
Totals	121	495-1125	.440	386-458	.843	645	1523-12.6

11 JOHN THOMPSON (Center-Forward, 6-10, 230, Washington, D.C.)							
YEAR	G	FG-FGA	PCT	FT-FTA	PCT	REB	PTS-AVG
1961-62	25	116-263	.441	78-119	.655	291	310-12.4
1962-63	28	208-395	.527	113-185	.611	392	529-18.9
1963-64	26	260-442	.588	161-242	.665	378	681-26.2
Totals	79	584-1100	.531	352-546	.645	1061	1520-19.2

12 JIM HADNOT (Center, 6-10, 230, Oakland, Calif.)							
YEAR	G	FG-FGA	PCT	FT-FTA	PCT	REB	PTS-AVG
1959-60	29	170-334	.509	89-154	.578	473	429-14.8
1960-61	29	214-430	.498	133-220	.605	475	561-19.3
1961-62	26	198-357	.555	81-122	.664	351	477-18.3
Totals	84	582-1121	.519	303-496	.611	1299	1467-17.5

13 JOHN EGAN (Guard, 6-0, 189, Hartford, Conn.)							
YEAR	G	FG-FGA	PCT	FT-FTA	PCT	REB	PTS-AVG
1958-59	24	181-418	.433	140-170	.824	63	502-20.9
1959-60	27	147-357	.412	90-112	.804	66	384-14.2
1960-61	29	221-510	.433	106-129	.822	71	548-18.8
Totals	80	549-1285	.427	336-411	.818	200	1434-17.9



AUSTIN CROSHERE



BOB COOPER



JIM LARRANAGA

14 BOB COOPER (Forward-Center, 6-7, 205, Chicago, Ill.)							
YEAR	G	FG-FGA	PCT	FT-FTA	PCT	REB	PTS-AVG
1973-74	32	171-299	.571	42-63	.675	229	384-12.0
1974-75	30	140-258	.546	48-80	.600	210	328-10.9
1975-76	32	97-182	.532	56-89	.629	113	250-7.8
1976-77	29	188-302	.623	66-118	.728	216	462-15.9
Totals	123	596-1041	.572	232-350	.662	768	1424-11.5

15 BILLY DONOVAN (Guard, 6-0, 170, Rockville Center, N.Y.)							
YEAR	G	FG-FGA	PCT	FT-FTA	PCT	REB	PTS-AVG
1983-84	28	25-68	.368	15-21	.714	23	65-2.3
1984-85	29	41-87	.466	10-15	.667	16	92-3.2
1985-86	31	183-358	.511	103-130	.792	49	469-15.1
1986-87	34	203-467	.435	199-236	.843	102	702-20.6
Totals	122	452-980	.461	327-402	.813	190	1328-10.9

16 ERRON MAXEY (Forward-Center, 6-6, 220, Lake Elsinore, Calif.)							
YEAR	G	FG-FGA	PCT	FT-FTA	PCT	REB	PTS-AVG
1997-98	29	90-162	.556	32-55	.582	124	212-7.3
1998-99	30	118-236	.500	61-101	.604	176	297-9.9
1999-00	30	188-394	.477	61-107	.570	241	444-14.8
2000-01	31	134-282	.475	83-121	.686	197	353-11.4
Totals	120	530-1074	.493	237-384	.617	738	1306-10.9

17 DONNIE McGRATH (Guard, 6-4, 190, Katonah, N.Y.)							
YEAR	G	FG-FGA	PCT	FT-FTA	PCT	REB	PTS-AVG
2002-03	32	93-261	.356	46-56	.821	68	290-9.1
2003-04	29	96-245	.392	32-44	.727	53	291-10.0
2004-05	30	90-225	.400	40-43	.930	68	292-9.7
2005-06	27	136-340	.400	60-70	.857	54	409-15.1
Totals	118	415-1071	.387	178-213	.836	243	1282-10.9

18 JIM LARRANAGA (Guard-Forward, 6-4, 190, New York, N.Y.)							
YEAR	G	FG-FGA	PCT	FT-FTA	PCT	REB	PTS-AVG
1968-69	24	179-415	.431	109-133	.820	144	467-19.4
1969-70	25	155-350	.442	98-128	.766	183	408-16.3
1970-71	28	149-302	.493	85-104	.817	133	363-13.7
Totals	77	483-1067	.453	292-365	.800	460	1258-16.3

19 ROBERT MORAN (Forward, 6-1, 175, Brooklyn, N.Y.)							
YEAR	G	FG-FGA	PCT	FT-FTA	PCT	REB	PTS-AVG
1951-52	21	127		125		48	379-18.0
1952-53	22	158-446	.354	139-206	.675	68	455-20.8
1953-54	26	132		153			417-16.0
Totals	69	417		417			1251-18.1

1 RYAN GOMES (Forward, 6-7, 245, Waterbury, Conn.)							
YEAR	G	FG-FGA	PCT	FT-FTA	PCT	REB	PTS-AVG
2001-02	24	132-236	.559	68-111	.613	188	332-13.8
2002-03	32	213-397	.537	163-194	.840	311	589-18.4
2003-04	29	192-379	.507	134-154	.870	274	547-18.9
2004-05	31	247-498	.496	124-161	.770	255	670-21.6
Totals	116	784-1510	.519	489-620	.789	1028	2138-18.4

2 JIMMY WALKER (Guard, 6-3, 205, Boston, Mass.)							
YEAR	G	FG-FGA	PCT	FT-FTA	PCT	REB	PTS-AVG
1964-65	26	211-444	.475	110-143	.767	158	532-20.5
1965-66	27	248-488	.508	166-215	.772	182	662-24.5
1966-67	28	323-659	.492	205-256	.801	169	851-30.4
Totals	81	782-1591	.492	481-614	.783	509	2045-25.2

3 ERIC MURDOCK (Guard, 6-2, 189, West Bridgewater, N.J.)							
YEAR	G	FG-FGA	PCT	FT-FTA	PCT	REB	PTS-AVG
1987-88	28	114-276	.413	45-61	.738	85	300-10.7
1988-89	29	164-359	.457	99-130	.762	135	471-16.2
1989-90	28	147-351	.419	96-126	.762	116	432-15.4
1990-91	32	262-589	.445	238-293	.812	168	818-25.6
Totals	117	687-1575	.436	478-610	.783	504	2021-17.3

4 JAMEL THOMAS (Guard-Forward, 6-6, 210, Brooklyn, N.Y.)							
YEAR	G	FG-FGA	PCT	FT-FTA	PCT	REB	PTS-AVG
1995-96	29	105-232	.453	36-58	.621	132	270-9.3
1996-97	36	187-429	.436	65-96	.677	184	504-14.0
1997-98	29	163-455	.358	156-200	.780	200	536-18.5
1998-99	30	225-532	.423	153-203	.754	217	661-22.0
Totals	124	680-1648	.413	410-557	.736	733	1971-15.9

5 MARVIN BARNES (Center, 6-9, 220, Providence, R.I.)							
YEAR	G	FG-FGA	PCT	FT-FTA	PCT	REB	PTS-AVG
1971-72	27	236-462	.511	112-173	.647	424	584-21.6
1972-73	30	237-436	.545	75-109	.688	571	549-18.3
1973-74	32	297-596	.498	112-164	.682	597	706-22.1
Totals	89	770-1494	.515	299-446	.670	1592	1839-20.7

6 JOE HASSETT (Guard, 6-5, 180, Providence, R.I.)							
YEAR	G	FG-FGA	PCT	FT-FTA	PCT	REB	PTS-AVG
1973-74	32	108-223	.488	14-16	.875	50	230-7.2
1974-75	31	244-486	.502	22-30	.733	64	510-16.5
1975-76	32	248-514	.482	48-57	.842	93	544-17.0
1976-77	29	240-480	.500	64-68	.941	92	544-18.8
Totals	124	840-1703	.493	148-171	.865	299	1828-14.7

7 BRUCE CAMPBELL (Forward, 6-9, 210, New Haven, Conn.)							
YEAR	G	FG-FGA	PCT	FT-FTA	PCT	REB	PTS-AVG
1974-75	30	133-283	.470	64-84	.762	202	330-11.0
1975-76	32	206-391	.527	96-123	.780	272	504-15.8
1976-77	29	184-373	.493	64-91	.703	234	432-14.9
1977-78	31	203-428	.474	133-180	.739	241	539-17.4
Totals	122	726-1475	.492	357-478	.746	949	1809-14.8

8 ERNIE DiGREGORIO (Guard, 6-0, 180, North Providence, R.I.)							
YEAR	G	FG-FGA	PCT	FT-FTA	PCT	REB	PTS-AVG
1970-71	28	217-451	.451	88-106	.830	112	522-18.6
1971-72	27	192-440	.436	93-116	.801	81	477-17.7
1972-73	31	348-728	.478	65-81	.802	99	761-24.6
Totals	86	757-1619	.467	246-303	.811	292	1760-20.5

9 OTIS THORPE (Center, 6-10, 235, Boynton Beach, Fla.)							
YEAR	G	FG-FGA	PCT	FT-FTA	PCT	REB	PTS-AVG
1980-81	26	100-194	.515	50-76	.657	137	250-9.6
1981-82	27	153-283	.540	74-115	.643	216	380-14.1
1982-83	31	204-321	.635	91-138	.659	249	499-16.1
1983-84	29	167-288	.580	162-248	.653	300	496-17.1
Totals	113	624-1086	.575	377-577	.653	902	




1000 POINT SCORERS

20 DICKEY SIMPKINS (Forward, 6-9, 248, Fort Washington, Md.)


YEAR	G	FG-FGA	PCT	FT-FTA	PCT	REB	PTS-AVG
1990-91	32	90-183	.492	67-110	.609	211	251- 7.8
1991-92	30	89-181	.492	90-128	.703	174	269- 9.0
1992-93	33	122-271	.450	106-178	.596	216	351-10.6
1993-94	30	129-250	.516	94-137	.686	189	355-11.8
Totals	125	430-885	.486	357-553	.645	790	1226- 9.8

21 LENNY WILKENS (Guard, 6-0, 179, Brooklyn, N.Y.)


YEAR	G	FG-FGA	PCT	FT-FTA	PCT	REB	PTS-AVG
1957-58	24	137-316	.434	84-130	.646	190	358-14.9
1958-59	27	167-390	.428	89-144	.618	188	423-15.6
1959-60	29	157-362	.434	98-140	.700	205	412-14.2
Totals	80	461-1068	.432	271-414	.655	583	1193-14.9



DICKEY SIMPKINS



BILL EASON



MARTY CONLON

22 MICHAEL BROWN (Guard, 6-1, 187, North Syracuse, N.Y.)

YEAR	G	FG-FGA	PCT	FT-FTA	PCT	REB	PTS-AVG
1992-93	33	78-189	.413	60-73	.822	73	240- 7.3
1993-94	30	109-301	.362	49-62	.790	84	319-10.6
1994-95	30	88-219	.402	36-45	.800	92	250- 8.3
1995-96	30	125-271	.461	61-63	.810	106	354-11.8
Totals	123	400-980	.408	196-243	.807	355	1163- 9.5

23 BILL EASON (Forward, 6-5, 180, Waterbury, Conn.)

YEAR	G	FG-FGA	PCT	FT-FTA	PCT	REB	PTS-AVG
1974-75	30	137-284	.482	20-30	.667	236	294- 9.9
1975-76	31	164-283	.579	36-50	.720	189	354-11.4
1976-77	23	65-121	.520	8-13	.615	110	138- 6.0
1977-78	32	168-333	.504	27-42	.642	255	363-11.3
Totals	116	534-1021	.523	91-135	.674	800	1159-10.0

24 KEVIN STACOM (Guard, 6-5, 185, Elmont, N.Y.)

YEAR	G	FG-FGA	PCT	FT-FTA	PCT	REB	PTS-AVG
1972-73	31	238-431	.552	75-87	.862	121	551-17.8
1973-74	32	263-520	.506	66-82	.805	100	592-18.5
Totals	63	501-951	.527	141-169	.834	221	1143-18.1

25 MARTY CONLON (Forward-Center, 6-10, 225, Bronxville, N.Y.)

YEAR	G	FG-FGA	PCT	FT-FTA	PCT	REB	PTS-AVG
1986-87	34	43-96	.448	64-77	.831	100	150- 4.4
1987-88	11	45-88	.511	55-66	.833	62	145-13.2
1988-89	29	154-294	.524	91-125	.728	202	415-14.3
1989-90	29	136-271	.502	138-187	.738	220	425-14.7
Totals	103	378-749	.505	348-456	.765	584	1135-11.0

26 BILLY FIELDS (Forward-Guard, 6-5, 210, Manassas, Va.)

YEAR	G	FG-FGA	PCT	FT-FTA	PCT	REB	PTS-AVG
1978-79	26	146-315	.463	22-30	.733	125	314-12.1
1979-80	27	137-304	.450	34-44	.772	115	308-11.4
1980-81	28	121-242	.500	39-53	.735	110	281-10.0
1981-82	27	93-207	.449	27-34	.794	95	213- 7.9
Totals	108	497-1068	.465	122-161	.757	445	1116-10.3

27 MICHAEL SMITH (Forward, 6-8, 230, Washington, D.C.)

YEAR	G	FG-FGA	PCT	FT-FTA	PCT	REB	PTS-AVG
1991-92	31	108-218	.495	117-202	.579	319	333-10.7
1992-93	33	135-243	.556	119-218	.546	375	389-11.8
1993-94	30	144-238	.605	100-140	.714	344	388-12.9
Totals	94	387-699	.554	336-560	.600	1038	1110-11.8

28 RUDY WILLIAMS (Forward, 6-7, 195, Cambridge, Mass.)

YEAR	G	FG-FGA	PCT	FT-FTA	PCT	REB	PTS-AVG
1977-78	28	47-107	.439	28-50	.560	73	122- 4.4
1978-79	26	188-362	.514	89-149	.597	235	461-17.8
1979-80	27	152-339	.448	95-132	.719	206	399-14.8
1980-81	14	44-110	.400	26-40	.650	63	114- 8.1
Totals	95	429-918	.467	238-371	.641	577	1096-11.5

29 JAMES BENEDICT (Forward-Guard, 6-4, 180, Hartford, Conn.)

YEAR	G	FG-FGA	PCT	FT-FTA	PCT	REB	PTS-AVG
1963-64	26	122-277	.440	22-34	.647	137	266-10.2
1964-65	26	169-368	.459	37-48	.771	119	375-14.4
1965-66	27	204-443	.461	37-53	.698	122	445-16.5
Totals	79	495-1088	.455	96-135	.711	378	1086-13.7

30 JIM SCHLIMM (Center-Forward, 6-3, 190, St. Mary's, Pa.)

YEAR	G	FG-FGA	PCT	FT-FTA	PCT	REB	PTS-AVG
1949-50	23	144-292	.493	69-99	.697		357-15.5
1950-51	24	152		72			376-15.7
1951-52	23	141		63		158	345-15.0
Totals	70	437-		204-			1078-15.4

31 CARLTON SCREEN (Guard, 6-0, 170, Brooklyn, N.Y.)

YEAR	G	FG-FGA	PCT	FT-FTA	PCT	REB	PTS-AVG
1986-87	25	39-93	.419	52-73	.712	28	131- 5.2
1987-88	26	55-113	.487	58-73	.795	31	171- 6.6
1988-89	29	124-260	.477	78-103	.757	57	334-11.5
1989-90	29	134-272	.493	136-157	.866	64	440-15.2
Totals	109	352-738	.477	324-406	.798	180	1076- 9.9

32 STEVE WRIGHT (Center, 6-9, 210, Syracuse, N.Y.)

YEAR	G	FG-FGA	PCT	FT-FTA	PCT	REB	PTS-AVG
1984-85	30	52-114	.456	27-38	.711	101	131- 4.4
1985-86	31	117-248	.472	50-72	.694	226	284- 9.2
1986-87	34	103-190	.542	62-83	.747	164	268- 7.9
1987-88	28	144-289	.498	89-130	.685	181	377-13.5
Totals	123	416-841	.495	228-323	.706	672	1060- 8.6

33 JERRY SCOTT (Guard, 6-3, 195, Cambridge, Mass.)

YEAR	G	FG-FGA	PCT	FT-FTA	PCT	REB	PTS-AVG
1977-78	18	15-40	.375	7-16	.438	15	37- 2.0
1978-79	26	132-300	.440	35-49	.714	110	299-11.5
1979-80	27	175-370	.472	54-83	.650	112	404-14.9
1980-81	26	134-289	.463	37-50	.740	87	305-11.7
Totals	97	456-999	.456	133-198	.671	324	1045-10.8

34 MIKE PASCALE (Forward-Guard, 6-2, 192, Brooklyn, N.Y.)

YEAR	G	FG-FGA	PCT	FT-FTA	PCT	REB	PTS-AVG
1954-55	21	132-348	.379	110-160	.688	159	374-17.8
1955-56	22	108-297	.364	114-139	.820	123	330-15.0
1956-57	23	114-341	.334	103-150	.687		331-14.4
Totals	66	354-986	.359	327-449	.728		1035-15.7

35 DERRICK BROWN (Forward, 6-6, 210, Brooklyn, N.Y.)

YEAR	G	FG-FGA	PCT	FT-FTA	PCT	REB	PTS-AVG
1995-96	30	160-332	.482	87-130	.754	205	444-14.8
1996-97	36	207-415	.499	132-163	.810	213	590-17.4
Totals	66	367-747	.491	230-293	.785	418	1034-16.2

36 RAY FLYNN (Guard, 6-0, 180, So. Boston, Mass.)

YEAR	G	FG-FGA	PCT	FT-FTA	PCT	REB	PTS-AVG
1960-61	28	75-187	.401	13-17	.765	38	163- 5.8
1961-62	26	148-328	.451	37-49	.755	79	333-12.8
1962-63	28	239-481	.497	51-64	.797	68	529-18.9
Totals	82	462-996	.464	101-130	.777	185	1025-12.5

37 ERIC WILLIAMS (Forward, 6-8, 220, Newark, N.J.)

YEAR	G	FG-FGA	PCT	FT-FTA	PCT	REB	PTS-AVG
1993-94	30	166-327	.508	138-209	.660	151	470-15.7
1994-95	30	184-445	.410	134-195	.687	201	531-17.7
Totals	60	350-772	.453	272-404	.673	352	1001-16.7

- 38. John Linehan '02 990
- Abdul Mills '04 990
- 40. Ron Jackson '83 971
- 41. James Stone '64 968
- 42. Sheik Kabba '04 926
- 43. Marques Bragg '92 921
- 44. Vin Ernst '63 911
- Mike Riordan '67 911
- 46. Vic Collucci '71 892
- 47. Bob Misevicius '78 890
- 48. Don Brown '86 860
- 49. Don Lewis '72 850
- 50. Dwight Williams '78 824
- 51. Ricky Tucker '83 819
- Matt Palazzi '89 819

THE RECORDS



DUNKIN' DONUTS CENTER RECORDS

Team Superlatives

POINTS

PC: 119 vs. Binghamton (58) 2-22-01
Opponent: 101 by Seton Hall 2-8-75
Other: 110 by North Carolina vs. Boston College (90) 3-22-75
Fewest: PC: 38 vs. Georgetown (59), 2-18-84
Opponent: 27 by New Hampshire (56), 12-5-92

FIELD GOALS

PC: 48 - three times (vs. Brown 12-18-76 most recent)
Opponent: 40 (78) by Holy Cross 2-13-74

FIELD GOAL ATTEMPTS

PC: 93 vs. Holy Cross 12-10-85
Opponent: 104 by Western Kentucky 1-10-73

THREE POINT FIELD GOALS

PC: 17 vs. Loyola of Chicago 1-19-04
Opponent: 13 by Connecticut 2-8-03

THREE POINT FIELD GOAL ATTEMPTS

PC: 34 vs. Connecticut 1-22-92
Opponent: 37 by Texas 12-31-96

FREE THROWS

PC: 40 (59) vs. West Virginia 1-5-99
Opponent: 41 by Villanova 1-13-90

FREE THROW ATTEMPTS

PC: 59 vs. West Virginia 1-5-99
Opponent: 57 by Seton Hall 1-9-93

REBOUNDS

PC: 70 vs. St. Francis 2-16-74
Opponent: 58 by Pittsburgh 2-7-87

ASSISTS

PC: 33 vs. Canisius 1-7-78
Opponent: 28 by Holy Cross 11-30-87

STEALS

PC: 24 vs. Brown 12-21-96
Opponent: 16 by Assumption 11-29-78
 16 by Iona 1-5-98

TURNOVERS

PC: 32 vs. New Hampshire 11-22-91
Opponent: 35 - Four times

BLOCKS

PC: 16 vs. Villanova 1-11-05

Individual Superlatives

POINTS

52 Marvin Barnes (PC) vs. Austin Peay 12-15-73
 48 Eric Murdock (PC) vs. Pittsburgh 1-23-91
 41 Jerry Scott (PC) vs. Michigan State 12-20-80
 40 James Williams (Austin Peay) vs. PC 12-15-73
 39 Mark Tillmon (Georgetown) vs. PC 2-13-90
 39 John Ramsay (Seton Hall) vs. PC 2-8-75
 39 Ernie DiGregorio (PC) vs. Rhode Island 2-10-73
 39 Bryant Reeves (Oklahoma State) vs. PC 12-28-94

REBOUNDS

30 Marvin Barnes (PC) vs. Assumption 2-22-73
 28 Marvin Barnes (PC) vs. Fairfield 12-11-72
 27 Marvin Barnes (PC) vs. Brown 2-12-74
 26 Michael Smith (PC) vs. Syracuse 1-25-94
 23 Marvin Barnes (PC) vs. Brown 3-4-74
 23 Marvin Barnes (PC) vs. Rhode Island 2-19-74
 23 Marvin Barnes (PC) vs. Rhode Island 1-26-74
 23 Marvin Barnes (PC) vs. Seton Hall 2-24-73
 23 Marvin Barnes (PC) vs. Duquesne 1-13-73

Best Opponent Performance

20 Steve Carney (Northeastern) vs. PC 12-5-90

FIELD GOALS

23 Marvin Barnes (PC) vs. Austin Peay 12-15-73
 19 Ernie DiGregorio (PC) vs. Rhode Island 2-10-73
 16 Eric Murdock (PC) vs. Pittsburgh 1-23-91
 Jerry Scott (PC) vs. Michigan State 12-20-80

Best Opponent Performance

15 Bryan Jackson (Utah State) vs. Washington 12-20-80
 15 Dan Callandrillo (Seton Hall) vs. Georgetown 2-28-80
 15 Chuckie Williams (Kansas State) vs. Boston College 3-20-75

FIELD GOAL ATTEMPTS

33 John Ramsay (Seton Hall) vs. PC 2-8-75
 33 Marvin Barnes (PC) vs. Austin Peay 12-15-73
 33 Ernie DiGregorio (PC) vs. Rhode Island 2-10-73
 32 Ron Jackson (PC) vs. Boston College 2-10-82

THREE POINT FIELD GOALS

9 Donnie McGrath (PC) vs. Virginia 2-2-05

THREE POINT FIELD GOAL ATTEMPTS

16 Allen Iverson (Georgetown) vs. PC 2-27-96
 15 Ernie Lewis (PC) vs. American 11-28-86
 15 Billy Donovan (PC) vs. Maine 12-27-86
 15 Delray Brooks (PC) vs. Marist 1-2-88

FREE THROWS

18 (20) Eric Murdock (PC) vs. Villanova 3-2-91
 16 (16) Eric Murdock (PC) vs. Rhode Island 12-8-90
 16 (16) Danya Abrams (Boston College) 1-10-95
 16 (17) Jose Powell (New Hampshire) 11-22-91
 15 (17) Ricky Johnson (Illinois State) 12-29-84
 15 (17) Glenn Vickers (Iona) vs. Holy Cross 3-7-80
 15 (22) Rudy Williams (PC) vs. Brown 1-9-80
 15 (17) Ryan Gomes (PC) vs. Texas 1-5-04

FREE THROW ATTEMPTS

22 Curtis Kidd (Arkansas Little Rock) vs. PC 12-29-85
 22 Rudy Williams (PC) vs. Brown 1-9-80
 20 Eric Murdock (PC) vs. Villanova 3-2-91

ASSISTS

14 Greg Harvey (St. John's) vs. PC 3-5-88
 13 Ricky Tucker (PC) vs. Pittsburgh 2-28-83
 13 Ricky Tucker (PC) vs. Canisius 2-4-80
 13 John Nolan (PC) vs. Long Island 2-7-79
 13 Gary Bello (PC) vs. Drake 12-27-74
 13 God Shammgod (PC) vs. West Virginia 1-20-96

STEALS

11 John Linehan (PC) vs. Rutgers 1-22-02
 10 God Shammgod (PC) vs. Brown 12-21-96
 9 John Moore (Texas) vs. Rhode Island 12-29-76
 9 John Linehan (PC) vs. Pittsburgh 1-10-98
 9 John Linehan (PC) vs. Georgetown 2-27-99
 9 John Linehan (PC) vs. Boston College 2-2-02

BLOCKS

10 Landreth Baugh (Howard) vs. PC 12-22-87
 10 Harold Pressley (Villanova) vs. PC 1-11-86
 10 Bob Cooper (PC) vs. Michigan 12-29-76
 10 Karim Shabazz (PC) vs. Long Island 12-27-99
 10 Karim Shabazz (PC) vs. Rhode Island 12-2-00
 9 Marvin Barnes (PC) vs. Fairfield 12-11-72
 9 Herbert Hill (PC) vs. Villanova 1-11-05

TURNOVERS

12 Matt Brady (Siena) vs. PC 12-11-86
 12 Vonteego Cummings (Pittsburgh) vs. PC 1-10-98
 11 Rudy Williams (PC) vs. California 12-15-78
 Bob Misevicius (PC) vs. Michigan 12-29-76



BIG EAST REGULAR SEASON FINISHES

1979-80:	0- 6	Seventh (7 teams)	1993-94:	10- 8	Tied Fourth (10)
1980-81:	3-11	Eighth (8)	1994-95:	7-11	Tied Sixth (10)
1981-82:	2-12	Tied Seventh (8)	1995-96:	9- 9	Third in BE 7 (13)
1982-83:	4-12	Eighth (9)	1996-97:	10- 8	Tied Second in BE 7 (13)
1983-84:	5-11	Eighth (9)	1997-98:	7-11	Fourth in BE 7 (13)
1984-85:	3-13	Eighth (9)	1998-99:	9- 9	Tied Sixth (13)
1985-86:	7- 9	Fifth (9)	1999-00:	4-12	Twelfth (13)
1986-87:	10- 6	Tied Fourth (9)	2000-01:	11- 5	Second (East)
1987-88:	5-11	Eighth (9)	2001-02:	6-10	Sixth (East)
1988-89:	7- 9	Tied Sixth (9)	2002-03:	8- 8	Third (East)
1989-90:	8- 8	Tied Sixth (9)	2003-04:	11- 5	Third (14)
1990-91:	7- 9	Tied Seventh (9)	2004-05:	4-12	Ninth (12)
1991-92:	6-12	Ninth (10)	2005-06:	5-11	Thirteenth (16)
1992-93:	9- 9	Tied Fourth (10)			

Team Superlatives

POINTS

Most: 108 vs. Connecticut 1-19-91
Opponent: 117 by Pittsburgh 2-10-90 *
Fewest: 38 vs. GEORGETOWN 2-18-84
Opponent: 40 by BOSTON COLLEGE 2-26-00
High Half: 65 vs. Pittsburgh 2-10-90 (second half)
 62 vs. St. John's 2-29-04 (first half)*
Opponent: 67 by Pittsburgh 2-10-90
Low Half: 11 vs. Connecticut 2-5-02
Opponent: 14 by CONNECTICUT 2-1-82
Overtime: 21 vs. WEST VIRGINIA 1-5-99
Opponent: 22 by Notre Dame 2-22-97
Overtime, Both Teams: 39 vs. WEST VIRGINIA 1-5-99 *

FIELD GOALS

Most: 40 vs. Syracuse 2-5-83
Opponent: 42 by Syracuse 1-23-86
Most Attempts: 86 vs. Pittsburgh 2-10-90
Opponent: 76 by SYRACUSE 1-28-92
Best Pct.: .675 (27-40) vs. CONNECTICUT 1-21-84
Opponent: .679 (38-56) by Georgetown 2-23-83
Low Pct.: .271 (16-59) vs. Syracuse 1-16-93
Opponent: .274 (17-62) by Georgetown 2-6-93
High Half: .750 (12-16) vs. Georgetown 1-19-91
 .750 (18-24) vs. Villanova 2-20-93
Opponent: .857 (18-21) by VILLANOVA 2-20-88
Low Half: .118 (4-34) vs. Connecticut 2-5-02
Opponent: .194 (7-36) by Georgetown 2-6-93

THREE POINT GOALS

Most: 14 vs. Boston College 2-1-96, GEORGETOWN 2-10-01, Miami 1-19-02
Opponent: 13 by Boston College 1-14-92
Most Attempts: 34 vs. CONNECTICUT 1-22-92
Opponent: 32 by Georgetown 2-27-96
Best Pct.: .857 (6-7) vs. Seton Hall 1-15-90 *
Opponent: .853 (5-6) by Pittsburgh 2-10-90
Low Pct.: .000 - Twice
Opponent: .000 - Eight times

FREE THROWS

Most: 40 vs. WEST VIRGINIA 1-5-99
Opponent: 39 by Seton Hall 1-9-93
Most Attempts: 59 vs. WEST VIRGINIA 1-5-99 *
Opponent: 57 by Seton Hall 1-9-93
Most Attempts, Both Teams: 93 vs. WEST VIRGINIA 1-5-99 *
Fewest Attempts: 0 vs. Georgetown 12-18-79 *
Best Pct.: 1.000 (28-28) vs. VILLANOVA 3-2-87 *
Opponent: 1.000 (22-22) by BOSTON COLLEGE 1-10-95
Low Pct.: .333 (4-12) vs. SETON HALL 1-31-98
Opponent: .250 (1-4) by MIAMI 1-8-94

MISCELLANEOUS

Most Rebounds: 57 vs. SETON HALL 1-5-94
Opponent: 58 by PITTSBURGH 2-7-87
Most Assists: 28 vs. WEST VIRGINIA 1-20-96
Opponent: 37 by Syracuse 1-23-94

Most Steals: 20 vs. WEST VIRGINIA 1-5-99

Opponent: 19 by Connecticut 1-23-80

Most Blocks: 16 vs. Villanova 1-11-05

Opponent: 17 by GEORGETOWN 2-22-89 *

Most Turnovers: 30 vs. Villanova 1/11/05

Opponent: 33 by Villanova 1-13-90

Fewest Turnovers: 6 vs. CONNECTICUT 2-8-88

Opponent: 5 by Pittsburgh 1-11-92

Individual Superlatives

POINTS

Most: 48 Eric Murdock vs. PITTSBURGH 1-23-91 *
Opponent: 39 by Mark Tillmon (Georgetown) - Twice

FIELD GOALS

Most: 16 Eric Murdock vs. PITTSBURGH 1-23-91 *
Opponent: 14 Charles Smith (GEORGETOWN) 1-18-89
Most Attempts: 32 Ron Jackson vs. BOSTON COLLEGE 2-2-83 *
Opponent: 27 Charles Smith (GEORGETOWN) 1-18-89
Best Pct.: 1.000 (8-8) Ernie Lewis vs. SETON HALL 2-24-86 *
Opponent: 1.000 (11-11) Brian Shorter (Pittsburgh) 2-10-90 *

THREE POINT GOALS

Most: 10 Donta Wade vs. Notre Dame 2-23-00 *
Opponent: 7 - Five times
Most Attempts: 17 Donta Wade vs. Notre Dame 2-23-00
Opponent: 16 Allen Iverson (GEORGETOWN) 2-27-96
Best Pct.: .889 (8-9) Delray Brooks vs. Villanova 1-10-87
Opponent: .833 (5-6) - Twice

FREE THROWS

Most: 18 Eric Murdock vs. VILLANOVA 3-2-91
Opponent: 16 - Two times
Consecutive (BIG EAST only): 47 Austin Croshere (1996-97)
Most Attempts: 20 Eric Murdock vs. VILLANOVA 3-2-91
Opponent: 19 Derrick Coleman (SYRACUSE) 2-18-89
Best Pct.: 1.000 (17-17) Eric Murdock vs. Seton Hall 1-2-91 *
Opponent: 1.000 (16-16) Danya Abrams (Boston College) 1-10-95 *

MISCELLANEOUS

Most Rebounds: 26 Michael Smith vs. SYRACUSE 1-25-94 *
Opponent: 21 Derrick Coleman (Syracuse) 1-28-89
Most Assists: 16 Carlton Screen vs. Syracuse 1-20-90
Opponent: 22 Sherman Douglas (Syracuse) 1-28-90 *
Most Steals: 11 John Linehan vs. RUTGERS 1-22-02 *
Opponent: 9 Gary Massey (VILLANOVA) 2-20-88
Most Blocks: 9 Marcus Douthit vs. Connecticut 3-5-03
Opponent: 10 Harold Pressley (VILLANOVA) 1-11-86
Most Turnovers: 10 Marty Conlon vs. St. John's 1-3-89
 10 Jamel Thomas vs. Rutgers 12-11-98
Opponent: 12 Vontego Cummings (PITTSBURGH) 1-10-98

*BIG EAST League Record



BIG EAST TOURNAMENT RECORDS

BIG EAST TOURNAMENT RECORD BOOK (15-25)

- (2) St. John's 48 - (7) Providence 44 (2-28-80)
- (8) Providence 67 - (1) Boston College 65 (3-5-81)
- (4) Villanova 58 - (8) Providence 49 OT (3-6-81)
- (2) Georgetown 62 - (7) Providence 48 (3-4-82)
- (9) Seton Hall 73 - (8) Providence 64 (3-9-83)
- (8) Providence 59 - (9) Seton Hall 55 (3-7-84)
- (1) Georgetown 70 - (8) Providence 50 (3-8-84)
- (8) Providence 77 - (9) Seton Hall 75 OT (3-5-85)
- (1) St. John's 90 - (8) Providence 62 (3-7-85)
- (4) Villanova 75 - (5) Providence 63 (3-6-86)
- (4) Providence 80 - (5) St. John's 51 (3-6-87)
- (1) Georgetown 84 - (4) Providence 66 (3-7-87)
- (9) Connecticut 75 - (8) Providence 62 (3-10-88)
- (3) Syracuse 79 - (6) Providence 76 (3-10-89)
- (3) Georgetown 78 - (6) Providence 77 (3-9-90)
- (7) Providence 72 - (2) St. John's 64 (3-8-91)
- (6) Georgetown 71 - (7) Providence 55 (3-9-91)
- (8) Boston College 78 - (9) Providence 68 (3-12-92)
- (5) Providence 73 - (4) Connecticut 55 (3-12-93)

- (1) Seton Hall 69 - (5) Providence 60 (3-13-93)
- (4) Providence 77 - (5) Villanova 60 (3-11-94)
- (4) Providence 69 - (1) Connecticut 67 (3-12-94)
- (4) Providence 74 - (6) Georgetown 64 (3-13-94)
- (6) Providence 71 - (3) Syracuse 69 OT (3-10-95)
- (2) Villanova 90 - (6) Providence 75 (3-11-95)
- (6) Providence 80 - (11) St. John's 72 (3-6-96)
- (3) Villanova 78 - (6) Providence 68 (3-7-96)
- (4) Providence 77 - (13) Rutgers 56 (3-5-97)
- (4) Providence 76 - (5) West Virginia 69 (3-6-97)
- (1) Villanova 73 - (4) Providence 63 (3-7-97)
- (8) Providence 72 - (9) Notre Dame (3-4-98)
- (1) Connecticut 64 - (8) Providence 55 (3-5-98)
- (10) Georgetown 68 - (7) Providence 66 (3-3-99)
- (5) Seton Hall 85 - (12) Providence 65 (3-8-00)
- (3) Syracuse 55 - (2) Providence 54 (3-8-01)
- (3) Georgetown 68 - (6) Providence 67 (3-6-02)
- (3) Providence 73 - (6) West Virginia 50 (3-12-03)
- (2) Pittsburgh 67 - (3) Providence 59 (3-13-03)
- (11) Villanova 69 - (3) Providence 66 (3-11-04)
- (6) West Virginia 82 - (9) Providence 59 (3-9-05)

Team Superlatives

POINTS

Most: 80 - Twice

Opponent: 90 by Villanova 3-11-95
90 by St. John's 3-7-85

Fewest: 44 vs. St. John's 2-28-80

Opponent: 48 by St. John's 2-28-80

High Half: 46 vs. St. John's 3-6-87

46 vs. Georgetown 3-9-90
Opponent: 47 by Georgetown 3-8-84

Low Half: 17 vs. Villanova 3-6-81, Syracuse 3-8-01

Opponent: 20 by Villanova 3-6-81

FIELD GOALS

Most: 32 - Twice

Opponent: 35 by St. John's 3-7-85

Most Attempts: 72 vs. West Virginia 3-6-97

Opponent: 70 by Syracuse 3-10-89

Best Pct.: .558 (29-52) vs. Connecticut 3-12-93

Opponent: .609 (28-46) by Seton Hall 3-9-83

Low Pct.: .241 (7-29) vs. Syracuse 3-8-01

Opponent: .278 (15-54) vs. Rutgers 3-5-97

High Half: .625 (15-24) vs. Rutgers 3-5-97

Opponent: .895 (17-19) by Georgetown 3-9-91

Low Half: .250 (8-32) vs. Georgetown 3-9-91

Opponent: .231 (6-26) by St. John's 3-6-87

THREE POINT GOALS

Most: 9 vs. Georgetown 3-9-90, Pittsburgh 3-13-03

Opponent: 9 by Pittsburgh 3-13-03

Most Attempts: 25 vs. Syracuse 3-8-01*

Opponent: 20 by Pittsburgh 3-13-03

Best Pct.: .462 (6-13) vs. Georgetown 3-7-87

Opponent: .571 (4-7) by Boston College 3-12-92

Low Pct.: .000 (0-7) vs. Seton Hall 3-13-93

Opponent: .000 (0-9) by St. John's 3-6-87*

FREE THROWS

Most: 38 vs. Georgetown 3-13-94

Opponent: 34 by Boston College 3-12-92

Most Attempts: 52 vs. Georgetown 3-13-94

Opponent: 47 by Boston College 3-12-92

Best Pct.: .923 (24-26) vs. Georgetown 3-7-87

Opponent: .857 (24-28) by Villanova 3-6-81

Low Pct.: .444 (4-9) vs. Syracuse 3-8-01

.500 (5-10) vs. Villanova 3-6-81

.500 (9-18) vs. Connecticut 3-10-88

.500 (9-18) vs. Boston College 3-12-92

Opponent: .421 (8-19) by Georgetown 3-4-82

MISCELLANEOUS

Most Rebounds: 46 vs. Georgetown 3-9-90

Opponent: 48 by St. John's 2-28-80

Most Assists: 25 vs. Seton Hall 3-6-85

Opponent: 23 by Georgetown

Most Steals: 19 vs. Georgetown 3-6-02

Opponent: 18 by Seton Hall 3-13-93

Most Blocks: 5 vs. Boston College 3-6-81

5 vs. Seton Hall 3-7-84

Opponent: 10 by Georgetown 3-9-90

Most Turnovers: 22 vs. Villanova 3-6-86

Opponent: 27 by Georgetown 3-2-02

Fewest Turnovers: 5 vs. Georgetown 3-9-91

Opponent: 8 by Georgetown 3-9-91

Individual Superlatives

POINTS

Most: 34 Billy Donovan vs. St. John's 3-6-87

Half: 26 Billy Donovan vs. St. John's 3-6-87*

Opponent: 32 Andre McCloud (Seton Hall) 3-6-85

FIELD GOALS

Most: 11 Billy Donovan vs. St. John's 3-6-87, Ryan Gomes vs. W. Va. 3-12-03

Opponent: 13 Andre McCloud (Seton Hall) 3-6-85

Most Attempts: 22 Eric Murdock vs. St. John's 3-8-91

Opponent: 22 by Andre McCloud (Seton Hall) 3-6-85

Best Pct.: .909 (10-11) Rob Phelps vs. Connecticut 3-12-94

Opponent: .857 (6-7) by Perry MacDonald (Georgetown) 3-7-87

THREE POINT GOALS

Most: 5 Donnie McGrath vs. Pittsburgh 3-13-03

Opponent: 5 by Alvin Williams (Villanova) 3-7-97

Most Attempts: 10 Eric Murdock vs. Georgetown 3-9-90

Opponent: 9 by Brandin Knight (Pittsburgh) 3-13-03

Best Pct.: 1.000 (3-3) Rob Phelps vs. Connecticut 3-12-94

Opponent: 1.000 (3-3) Charles Smith (Georgetown) 3-7-87*

FREE THROWS

Most: 11 Rich Hunger vs. Boston College 3-5-81

Opponent: 13 Shelton Jones (St. John's) 3-6-87

13 Jason Lawson (Villanova) 3-7-96

Most Attempts: 13 Rich Hunger vs. Boston College 3-5-81

Opponent: 17 Shelton Jones (St. John's) 3-6-87

Best Pct.: 1.000 (9-9) Derrick Brown vs. Villanova 3-7-96

Opponent: 1.000 (8-8) - Twice

MISCELLANEOUS

Most Rebounds: 20 Otis Thorpe vs. Seton Hall 3-7-84

Opponent: 15 - Damone Brown (Syracuse) 3-8-01

Most Assists: 11 - Twice

Opponent: 10 - Three times

Most Steals: 7 Eric Murdock vs. St. John's 3-8-91*

7 John Linehan vs. Georgetown 3-3-99 *

Opponent: 7 Chris Mullin (St. John's) 3-7-85

Most Blocks: 4 Austin Croshere vs. West Virginia 3-6-97

Opponent: 6 Dikembe Mutombo (Georgetown) 3-9-90

Most Turnovers: 8 - Three times

Opponent: 7 Mark Bryant (Seton Hall) 3-6-85

7 Kevin Braswell (Georgetown) 3-2-02

7 Mike Sweetney (Georgetown) 3-2-02



NIT TOURNAMENT RECORDS

NATIONAL INVITATION TOURNAMENT (NIT) RECORD BOOK: 16 Appearances (30-17)

Providence 68 - Manhattan 66 (3-14-59)
 Providence 75 - St. Louis 72 2OT (3-17-59)
 St. John's 76 - Providence 55 (3-19-59)
 New York University 71 - Providence 57 (3-21-59)
 Providence 71 - Memphis State 70 (3-15-60)
 Providence 64 - St. Louis 53 (3-18-60)
 Providence 68 - Utah State 62 (3-20-60)
 Bradley 88 - Providence 72 (3-22-60)
 Providence 73 - DePaul 67 (3-16-61)
 Providence 71 - Niagara 68 (3-18-61)
 Providence 90 - Holy Cross 83 OT (3-23-61)
 Providence 62 - St. Louis 59 (3-25-61)
 Temple 80 - Providence 78 OT (3-14-62)
 Providence 106 - Miami 96 (3-19-63)
 Providence 70 - Marquette 64 (3-21-63)
 Providence 81 - Canisius 66 (3-23-63)
 Providence 77 - Memphis State 68 (3-11-67)
 Marquette 81 - Providence 80 (3-14-67)
 Providence 64 - Louisville 58 (3-20-71)
 North Carolina 86 - Providence 79 (3-22-71)
 Providence 91 - Clemson 86 (3-15-75)
 Providence 101 - Pittsburgh 80 (3-18-75)
 Providence 85 - St. John's 72 (3-22-75)
 Princeton 80 - Providence 69 (3-24-75)

Providence 84 - North Carolina A&T 68 (3-13-76)
 Providence 73 - Louisville 67 (3-16-76)
 Kentucky 79 - Providence 78 (3-18-76)
 North Carolina State 74 - Providence 69 (3-20-76)
 Providence 72 - Boston University 69 (3-12-86)
 Providence 90 - George Mason 71 (3-17-86)
 Louisiana Tech 64 - Providence 63 (3-20-86)
 Providence 98 - James Madison 93 2OT (3-13-91)
 Providence 85 - West Virginia 79 3-18-91
 Oklahoma 83 - Providence 74 (3-20-91)
 Providence 73 - Jame Madison 61 (3-18-93)
 Providence 68 - West Virginia 67 (3-21-93)
 Providence 75 - Boston College 58 (3-24-93)
 Minnesota 76 - Providence 70 (3-29-93)
 Alabama-Birmingham 55 - Providence 52 (3-31-93)
 Providence 72 - College of Charleston 67 (3-16-95)
 Virginia Tech 91 - Providence 78 (3-20-95)
 Providence 91 - Fairfield 79 (3-15-96)
 St. Joseph's (PA) 82 - Providence 62 (3-19-96)
 North Carolina State 92 - Providence 86 (3-10-99)
 Providence 67 - Richmond 49 (3-19-03)
 Providence 69 - College of Charleston 64 (3-22-03)
 Georgetown 67 - Providence 58 (3-24-03)

Team Superlatives

POINTS

Most: 106 vs. Miami 3-19-63
Opponent: 96 by Miami 3-19-63
Fewest: 52 vs. Alabama-Birmingham 3-31-93
Opponent: 49 by Richmond 3-19-03

FIELD GOALS

Most: 44 vs. Pittsburgh 3-18-75
Opponent: 41 by Miami 3-19-63
Most Attempts: 87 vs. Oklahoma 3-20-90
Opponent: 83 by Pittsburgh 3-18-75
Best Pct.: .610 (36-59) vs. Clemson 3-15-75
Opponent: .611 (33-54) by Princeton 3-23-75
Low Pct.: .333 (29-87) vs. Oklahoma 3-20-90
Opponent: .290 (18-62) by Richmond 3-19-03

THREE POINT GOALS

Most: 9 vs. No. Carolina St. 3-10-99
Opponent: 10 by Coll. of Charleston 3-22-03
Most Attempts: 28 vs. Oklahoma 3-20-91
Opponent: 28 by Coll. of Charleston 3-22-03
Best Pct.: .625 (5-8) vs. West Virginia 3-21-93
Opponent: .438 (7-16) by Minnesota 3-29-93
Low Pct.: .000 (0-23) vs. St. Joseph's (PA) 3-19-96
Opponent: .130 (3-23) by Richmond 3-19-03

FREE THROWS

Most: 34 vs. Fairfield 3-15-96
Opponent: 29 by George Mason 3-17-86
Most Attempts: 43 vs. James Madison 3-18-93
Opponent: 42 by George Mason 3-17-86
Best Pct.: .913 (21-23) vs. Louisville 3-16-76
Opponent: .909 (20-22) by Memphis State 3-11-67
Low Pct.: .478 (11-23) vs. Alabama-Birmingham 3-31-93
Opponent: .545 (12-22) by Louisiana Tech 3-20-86

MISCELLANEOUS

Most Rebounds: 52 vs. Oklahoma 3-20-91
Opponent: 56 by Marquette 3-21-63
Most Assists: 28 vs. Pittsburgh 3-18-75
Opponent: 24 by Pittsburgh 3-18-75
Most Steals: 15 vs. Georgetown 3-24-03
Opponent: 13 by Louisiana Tech 3-20-86
Most Blocks: 7 vs. James Madison 3-18-93
Opponent: 8 by Oklahoma 3-20-91

Most Turnovers: 19 vs. West Virginia 3-21-93
Opponent: 26 by Georgetown 3-24-03
Fewest Turnovers: 8 vs. Fairfield 3-15-96
Opponent: 8 by Richmond 3-19-03

Individual Superlatives

POINTS

Most: 38 Ray Flynn vs. Miami 3-19-63
Opponent: 34 Joseph Dougherty (Manhattan) 3-14-59

FIELD GOALS

Most: 16 Ray Flynn vs. Miami 3-19-63
Opponent: 13 - three times
Most Attempts: 30 Jimmy Walker vs. Marquette 3-19-67
Opponent: 28 Richard Nixon (Marquette) 3-21-63
Best Pct.: .833 (5-6) Trent Forbes vs. James Madison 3-13-91
Opponent: .875 (7-8) John Koskinen (Temple) 3-14-62

THREE POINT FIELD GOALS

Most: 5 Sean Connolly vs. No. Carolina St. 3-10-99
Opponent: 5 Kenny Brooks (James Madison) 3-13-91
Most Attempts: 13 Chris Watts vs. Oklahoma 3-20-91
Opponent: 11 Troy Wheless (Charleston) 3-22-03
Best Pct.: 1.000 (2-2) Twice
Opponent: .750 (3-4) Carter Long (Alabama-Birmingham) 3-31-93
 .750 (3-4) Marcus Johnson (Charleston) 3-22-03

FREE THROWS

Most: 12 Jimmy Walker vs. Marquette 3-19-67
Opponent: 11 - Three times
Most Attempts: 13 Marques Bragg vs. West Virginia 3-18-91
Opponent: 15 Steve Hood (West Virginia) 3-13-91
Best Pct.: 1.000 (12-12/11-11) Jimmy Walker - Twice
Opponent: 1.000 (10-10) Bob Wolff (Marquette) 3-19-67

MISCELLANEOUS

Most Rebounds: 20 Jim Hadnot vs. Holy Cross 3-23-61
Opponent: 14 - Twice
Most Assists: 11 Vin Ernst vs. Miami (Fla.) 3-19-63,
 Gary Bello vs. Pittsburgh 3-18-75
Opponent: 10 by Bruce Drysdale (Temple) 3-14-62
Most Steals: 8 Vin Ernst vs. Canisius 3-23-63
Opponent: 5 Wesley Cox (Louisville) 3-16-76
Most Blocks: 10 Jim Hadnot vs. St. Louis 3-18-60
Opponent: 5 Bryan Sallier (Oklahoma) 3-20-91
Most Turnovers: 5 Dickey Simkpins vs. James Madison 3-18-93
 5 Abdul Abdullah vs. West Virginia 3-21-93
 5 Sheiku Kabba vs. Charleston 3-22-03
 5 Donnie McGrath vs. Georgetown 3-24-03
Opponent: 7 - Twice

THE RECORDS



NCAA TOURNAMENT RECORDS

NCAA TOURNAMENT RECORD BOOK: 15 Appearances (14-16)

Villanova 77 - Providence 66 (3-9-64)
 Providence 91 - West Virginia 67 (3-8-65)
 Providence 81 - St. Joseph's 73 OT (3-12-65)
 Princeton 109 - Providence 69 (3-13-65)
 St. Joseph's 65 - Providence 48 (3-7-66)
 Pennsylvania 76 - Providence 60 (3-17-72)
 Providence 89 - St. Joseph's 76 (3-10-73)
 Providence 87 - Pennsylvania 65 (3-15-73)
 Providence 103 - Maryland 89 (3-17-73)
 Memphis State 98 - Providence 85 (3-24-73)
 Indiana 97 - Providence 79 (3-26-73)
 Providence 84 - Pennsylvania 69 (3-10-74)
 North Carolina State 92 - Providence 78 (3-14-74)
 Providence 95 - Furman 83 (3-16-74)
 Kansas State 87 - Providence 80 (3-12-77)

Michigan State 77 - Providence 63 (3-11-78)
 (6) Providence 90 - (11) Alabama-Birmingham 68 (3-12-87)
 (6) Providence 90 - (14) Austin Peay 87 OT (3-14-87)
 (6) Providence 103 - (2) Alabama 82 (3-19-87)
 (6) Providence 88 - (1) Georgetown 73 (3-21-87)
 (2) Syracuse 77 - (6) Providence 63 (3-28-87)
 (5) Virginia 100 - (12) Providence 97 (3-16-89)
 (8) Ohio State 84 - (9) Providence 83 OT (3-15-90)
 (9) Alabama 76 - (8) Providence 70 (3-17-94)
 (10) Providence 81 - (7) Marquette 59 (3-14-97)
 (10) Providence 98 - (2) Duke 87 (3-16-97)
 (10) Providence 71 - (14) UT-Chattanooga 65 (3-21-97)
 (4) Arizona 96 - (10) Providence 92 OT (3-23-97)
 (7) Penn State 69 - (10) Providence 59 (3-16-01)
 (12) Pacific 66 - (5) Providence 58 (3-19-04)

Team Superlatives

POINTS

Most: 103 vs. Maryland 3-17-73
 103 vs. Alabama 3-19-87
Opponent: 109 by Princeton 3-13-65
Fewest: 48 vs. St. Joseph's 3-7-66
Opponent: 59 by Marquette 3-14-97
High Half: 56 vs. Duke 3-16-97
Opponent: 62 by Princeton 3-13-65
Low Half: 19 vs. St. Joseph's 3-7-66
Opponent: 27 - Marquette 3-14-97

FIELD GOALS

Most: 43 vs. Maryland 3-17-73
Opponent: 41 - three times
Most Attempts: 86 vs. Arizona 3-23-97
Opponent: 94 by Furman 3-16-74
Best Pct.: .688 (33-48) vs. Alabama 3-19-87
Opponent: .683 (41-60) by Princeton 3-13-65
Low Pct.: .359 (28-78) vs. Indiana 3-26-73
Opponent: .337 by Pennsylvania 3-15-73

THREE POINT GOALS

Most: 14 vs. Alabama 3-19-87
Opponent: 8 by Duke 3-16-97
 8 by Alabama 3-17-94
 8 by Penn State 3-16-01
Most Attempts: 25 vs. Austin Peay 3-14-87
Opponent: 23 by Alabama 3-19-87
Best Pct.: .700 (14-20) vs. Alabama 3-19-87
Opponent: .700 (7-10) by Virginia 3-16-89
Low Pct.: .214 (3-14) vs. Penn State 3-16-01
Opponent: .154 by Alabama-Birmingham 3-12-87

FREE THROWS

Most: 33 vs. Georgetown 3-21-87
Opponent: 27 by Arizona 3-23-97
 27 by Princeton 3-13-97
Most Attempts: 38 vs. Georgetown 3-21-87
Opponent: 44 by Syracuse 3-28-87
Best Pct.: .923 (12-13) vs. Pennsylvania 3-10-74
Opponent: .875 (21-24) by Alabama 3-19-87
Low Pct.: .471 (8-17) vs. Alabama 3-17-94
Opponent: .417 (5-12) by UT-Chattanooga 3-21-97

MISCELLANEOUS

Most Rebounds: 50 vs. Arizona 3-23-97
Opponent: 55 - Twice
Most Assists: 24 vs. Pennsylvania 3-10-74
 24 vs. Alabama 3-19-87
Opponent: 24 - Twice
Most Steals: 19 vs. Austin Peay 3-14-87
Opponent: 12 by North Carolina State 3-14-74
Most Blocks: 10 vs. Georgetown 3-21-87
Opponent: 6 - Three times

Most Turnovers: 21 vs. Austin Peay 3-14-87

Opponent: 24 by Austin Peay 3-14-87

Fewest Turnovers: 8 vs. Virginia 3-16-89

Opponent: 7 by Pennsylvania 3-15-73

Individual Superlatives

POINTS

Most: 39 Austin Croshere vs. Marquette 3-14-97
Opponent: 41 Bill Bradley (Princeton) 3-13-65

FIELD GOALS

Most: 15 Ernie DiGregorio vs. Memphis State 3-24-73
Opponent: 16 David Thompson (North Carolina State) 3-14-74
Most Attempts: 36 Ernie DiGregorio vs. Memphis State 3-24-73
Opponent: 29 - Twice
Best Pct.: 1.000 (10-10) Marvin Barnes vs. Pennsylvania 3-15-73
 1.000 (6-6) Darryl Wright vs. Georgetown 3-21-87
Opponent: .900 (9-10) - Twice

THREE POINT GOALS

Most: 6 Billy Donovan vs. Alabama-Birmingham 3-12-87
 6 Ernie Lewis vs. Austin Peay 3-14-87
Opponent: 5 Marvin Orange (Alabama) 3-17-94
Most Attempts: 14 Ernie Lewis vs. Austin Peay 3-14-87
Opponent: 9 - Twice
Best Pct.: 1.000 (4-4) Darryl Wright vs. Georgetown 3-21-87
Opponent: 1.000 (4-4) John Crotty (Virginia) 3-16-89

FREE THROWS

Most: 16 Billy Donovan vs. Georgetown 3-21-87
Opponent: 16 Miles Simon (Arizona) 3-23-97
Best Pct.: 1.000 (15-15) Austin Croshere vs. Marquette 3-14-97
Opponent: 1.000 - Seven times

MISCELLANEOUS

Most Rebounds: 21 Marvin Barnes vs. Furman 3-16-74
Opponent: 24 Tom Bureson (North Carolina State) 3-14-74
Most Assists: 12 Billy Donovan vs. Alabama-Birmingham 3-12-87
Opponent: 10 John Crotty (Virginia) 3-16-89
Most Steals: 7 Delray Brooks vs. Austin Peay 3-14-87
Opponent: 4 - Twice
Most Blocks: 7 Steve Wright vs. Georgetown 3-21-87
Opponent: 4 - Twice
Most Turnovers: 8 Billy Donovan vs. Alabama-Birmingham 3-12-87
Opponent: 6 - Five times

The NCAA first used seeds for all teams in 1979.



POSTSEASON TOURNAMENTS

NCAA: 15 Appearances 14 Wins - 16 Losses

NIT: 16 Appearances 30 Wins - 17 Losses

2 Final Fours, 2 Elite Eights, 1 Sweet Sixteen

2 Championships, 2 Runner-ups, 3 Fourth's

1958-59 NIT (2-2) Fourth
 1959-60 NIT (3-1) Second
 1960-61 NIT (4-0) First
 1961-62 NIT (0-1) First Round
 1962-63 NIT (3-0) First
 1963-64 NCAA (0-1) First Round
 1964-65 NCAA (2-1) Eastern Regional
 1965-66 NCAA (0-1) First Round
 1966-67 NIT (1-1) Quarterfinal
 1970-71 NIT (1-1) Quarterfinal

1971-72 NCAA (0-1) First Round
 1972-73 NCAA (3-2) Final Four (Fourth)
 1973-74 NCAA (2-1) Eastern Regional
 1974-75 NIT (3-1) Second
 1975-76 NIT (2-2) Fourth
 1976-77 NCAA (0-1) First Round
 1977-78 NCAA (0-1) First Round
 1985-86 NIT (2-1) Quarterfinal
 1986-87 NCAA (4-1) Final Four
 1988-89 NCAA (0-1) First Round

1989-90 NCAA (0-1) First Round
 1990-91 NIT (2-1) Quarterfinals
 1992-93 NIT (3-2) Fourth
 1993-94 NCAA (0-1) First Round
 1994-95 NIT (1-1) Second Round
 1995-96 NIT (1-1) Second Round
 1996-97 NCAA (3-1) Elite Eight
 1998-99 NIT (0-1) First Round
 2000-01 NCAA (0-1) First Round
 2002-03 NIT (2-1) Second Round
 2003-04 NCAA (0-1) First Round

1935-36 New England U.S. Olympic Playoffs (Cambridge, Mass.)

Springfield 33, Providence 24 (3-12-36)

1948-49 NAIB Sectionals (Colby College)

New Britain 72, Providence 63 (3-2-49)
 Colby 58, Providence 48 (3-3-49)

1949-50 National Catholic Intercollegiate Tournament (Siena College)

Siena 86, Providence 49 (3-28-50)

1950-51 NAIB Regionals (CHAMPIONS) (Tufts University)

Providence 54, St. Anselm 50 (3-6-51)
 Providence 77, Tufts 74 (3-7-51)

1950-51 NAIB National Tournament (Kansas City)

Morningside 66, Providence 63 (3-13-51)

1951-52 NAIB Regional (Colby College)

American International 56, Providence 45 (3-5-52)
 Bridgeport 77, Providence 69 (3-6-52)

1951-52 National Catholic Intercollegiate Tournament (Troy, N.Y.)

LeMoyne 67, Providence 63 (3-15-52)

1958-59 National Invitational Tournament (FOURTH) (Madison Square Garden)

Providence 68, Manhattan 66 (3-14-59)
 Providence 75, St. Louis 72 OT (3-17-59)
 St. John's 76, Providence 55 (3-19-58)
 New York University 71, Providence 57 (3-21-59)

1959-60 National Invitational Tournament (SECOND) (Madison Square Garden)

Providence 71, Memphis State 70 (3-15-60)
 Providence 64, St. Louis 53 (3-18-60)
 Providence 68, Utah State 62 (3-20-60)
 Bradley 88, Providence 72 (3-22-60)

1960-61 National Invitational Tournament (CHAMPIONS) (Madison Square Garden)

Providence 73, DePaul 67 (3-16-61)
 Providence 71, Niagara 68 (3-18-61)
 Providence 90, Holy Cross 83 OT (3-23-61)
 Providence 62, St. Louis 59 (3-25-61)

1961-62 National Invitational Tournament (Madison Square Garden)

Temple 80, Providence 78 OT (3-14-62)

1962-63 National Invitational Tournament (CHAMPIONS) (Madison Square Garden)

Providence 106, Miami 96 (3-19-63)
 Providence 70, Marquette 64 (3-21-63)
 Providence 81, Canisius 66 (3-23-63)

1963-64 NCAA First Round (Palestra)

Villanova 77, Providence 66 (3-9-64)

1964-65 NCAA First Round (Palestra)

Providence 91, West Virginia 67 (3-8-65)

1964-65 NCAA Eastern Regional (University of Maryland)

Providence 81, St. Joseph's 73 OT (3-12-65)
 Princeton 109, Providence 69 (3-13-65)

1965-66 NCAA First Round (Virginia Tech University)

St. Joseph's 65, Providence 48 (3-7-66)

1966-67 National Invitational Tournament (Madison Square Garden)

Providence 77, Memphis State 68 (3-11-67)
 Marquette 81, Providence 80 (3-14-67)

1970-71 National Invitational Tournament (Madison Square Garden)

Providence 64, Louisville 58 (3-20-71)
 North Carolina 86, Providence 79 (3-22-71)

1971-72 NCAA First Round (St. John's University)

Pennsylvania 76, Providence 60 (3-11-72)

1972-73 NCAA First Round (St. John's University)

Providence 89, St. Joseph's 76 (3-10-76)

1972-73 NCAA Eastern Regional (CHAMPIONS) (Charlotte Coliseum)

Providence 87, Pennsylvania 65 (3-15-73)
 Providence 103, Maryland 89 (3-17-73)

1972-73 NCAA Final Four (St. Louis Arena)

Memphis State 98, Providence (3-24-73)
 Indiana 97, Providence 79 (3-26-73)

1973-74 NCAA First Round (St. John's University)

Providence 84, Pennsylvania 69 (3-10-74)

1973-74 Eastern Regional (Raleigh, N.C.)

North Carolina State 92, Providence 78 (3-14-74)
 Providence 95, Furman 83 (3-16-74)

1974-75 ECAC New England Regionals (Springfield Civic Center)

Holy Cross 62, Providence 55 (3-6-75)
 Providence 108, Connecticut 83 (3-8-75)

1974-75 National Invitational Tournament (SECOND) (Madison Square Garden)

Providence 91, Clemson 86 (3-15-75)
 Providence 101, Pittsburgh 80 (3-18-75)
 Providence 85, St. John's 72 (3-22-75)
 Princeton 80, Providence 69 (3-24-75)

1975-76 ECAC New England Regionals (Providence Civic Center)

Providence 64, Holy Cross 61 (3-4-76)
 Connecticut 87, Providence 73 (3-6-76)

1975-76 National Invitational Tournament (FOURTH) (Madison Square Garden)

Providence 84, North Carolina A&T 68 (3-13-76)
 Providence 73, Louisville 67 (3-16-76)
 Kentucky 79, Providence 78 (3-18-76)
 North Carolina State 74, Providence 69 (3-20-76)

1976-77 ECAC New England Regionals (Hartford Civic Center)

Providence 44, Fairfield 31 (3-3-77)
 Holy Cross 68, Providence 67 (3-5-77)

1976-77 NCAA First Round (University of Oklahoma)

Kansas State 87, Providence 80 (3-12-77)

1977-78 ECAC New England Regionals (Providence Civic Center)

Providence 71, Holy Cross 67 (3-2-78)
 Rhode Island 65, Providence 62 (3-4-78)

1977-78 NCAA First Round (Market Square Arena - Indianapolis, Ind.)

Michigan State 77, Providence 63 (3-11-78)

1985-86 National Invitational Tournament (Providence Civic Center)

Providence 72, Boston University 69 (3-12-86)
 Providence 90, George Mason 71 (3-17-86)
 Louisiana Tech 64, Providence 63 (3-20-86)

1986-87 NCAA First/Second Round (Birmingham, Ala.)

Providence 90, Alabama-Birmingham 68 (3-12-87)
 Providence 90, Austin Peay 87 OT (3-14-87)

1986-87 NCAA Southeast Regional (CHAMPIONS) (Louisville, Ky.)

Providence 103, Alabama 82 (3-19-87)
 Providence 88, Georgetown 73 (3-21-87)

1986-87 NCAA Final Four (Superdome)

Syracuse 77, Providence 63 (3-28-87)

1988-89 NCAA First Round (Vanderbilt University - Nashville, Tenn.)

Virginia 100, Providence 97 (3-16-89)

1989-90 NCAA First Round (University of Utah - Salt Lake City, Utah)

Ohio State 84, Providence 83 OT (3-15-90)

1990-91 National Invitational Tournament (Providence Civic Center)

Providence 98, James Madison 93 (2OT) (3-13-91)
 Providence 85, West Virginia 79 (3-18-91)
 Oklahoma 83, Providence 74 (3-20-91)

1992-93 National Invitational Tournament (FOURTH) (Providence Civic Center)

Providence 73, James Madison 61 (3-18-93)
 Providence 68, West Virginia 67 (3-21-93)
 (Conte Forum - Boston, Mass.)
 Providence 75, Boston College 58 (3-24-93)

(Madison Square Garden)

Minnesota 76, Providence 70 (3-29-93)
 Alabama-Birmingham 55, Providence 52 (3-31-93)

1993-94 NCAA First Round (Rupp Arena - Lexington Ky.)

Alabama 76, Providence 70 (3-17-94)

1994-95 National Invitational Tournament (Providence Civic Center)

Providence 72, College of Charleston 67 (3-16-95)
 Virginia Tech 91, Providence 78 (3-20-95)

1995-96 National Invitational Tournament (New Haven Coliseum)

Providence 91, Fairfield 79 (3-15-96)

(Providence Civic Center)

St. Joseph's 82, Providence 62 (3-19-96)

1996-97 NCAA First/Second Round (Charlotte Coliseum - Charlotte, N.C.)

Providence 81, Marquette 59 (3-14-97)
 Providence 98, Duke 87 (3-16-97)

1996-97 NCAA Southeast Regional (Birmingham-Jefferson Civic Center - Birmingham, Ala.)

Providence 71, Tennessee-Chattanooga 65 (3-21-97)
 Arizona 96, Providence 92 OT (3-23-97)

1998-99 National Invitational Tournament (Reynolds Coliseum - Raleigh, N.C.)

No. Carolina St. 92, Providence 86 (3-10-99)

2000-01 NCAA First Round (Superdome - New Orleans, La.)

Penn State 69, Providence 59 (3-16-01)

2002-03 National Invitational Tournament (Robins Center - Richmond, Va.)

Providence 67, Richmond 49 (3-19-03)

(Dunkin' Donuts Center)

Providence 69, College of Charleston 64 (3-22-03)
 Georgetown 67, Providence 58 (3-24-03)

2003-04 NCAA First Round (Kemper Arena - Kansas City, Mo.)

Pacific 66, Providence 58 (3-19-04)

THE RECORDS



IN-SEASON TOURNAMENTS

In-Season Tournament Summary

51 Tournament Appearances 66 Wins - 49 Losses .575 13 Championships 10 Runner-Ups

Quantico Holiday Tournament - Quantico, Va.
December 17-19, 1957
 Providence 80 - Hartwick 64
 Providence 64 - St. Michael's 53
 Providence 77 - Quantico 71 (CHAMPIONS)

Providence College Holiday Invitational - Providence, R.I.
December 29-30, 1958
 Providence 83 - Colgate 67
 Providence 67 - Boston College 60 (CHAMPIONS)

Providence College Holiday Festival - Providence, R.I.
December 29-30, 1959
 Providence 76 - Boston University 47
 Providence 83 - Georgetown 56 (CHAMPIONS)

Holiday Festival - New York, N.Y.
December 27-28, 1960
 St. John's 76 - Providence 54
 Seton Hall 92 - Providence 83

Holiday Festival - New York, N.Y.
December 27-29, 1961
 Wisconsin 95 - Providence 84
 New York University 73 - Providence 61

ECAC Quaker City Tournament - Phila., Pa.
December 26-30, 1962
 Providence 70 - Delaware 57
 Brigham Young 81 - Providence 78
 Providence 78 - Villanova 59

Holiday Festival - New York, N.Y.
December 26-30, 1963
 St. Joseph's 60 - Providence 53
 Providence 69 - Cornell 63
 Providence 72 - St. John's 67

Holiday Festival - New York, N.Y.
December 27-30, 1965
 Providence 79 - NYU 76
 Providence 81 - Illinois 79
 Providence 91 - Boston College 86 (CHAMPIONS)

Holiday Festival - New York, N.Y.
December 26-30, 1966
 Providence 82 - Duquesne 55
 Providence 91 - Northwestern 79
 Providence 82 - St. Joseph's 76 (CHAMPIONS)

Boston Garden Tournament - Boston, Mass.
December 20-21, 1967
 Providence 77 - LaSalle 56
 Boston College 88 - Providence 70

Quaker City Tournament - Philadelphia, Pa.
December 27-28, 1967
 Temple 93 - Providence 63
 Pennsylvania 61 - Providence 48

Holiday Festival - New York, N.Y.
December 27-28, 1968
 UCLA 98 - Providence 81
 Holy Cross 78 - Providence 66

Charlotte Invitational - Charlotte, N.C.
December 29-30, 1969
 Syracuse 94 - Providence 83
 Holy Cross 72 - Providence 68

Volunteer Classic - Knoxville, Tenn.
December 18-19, 1970
 Providence 84 - Detroit 69
 Tennessee 77 - Providence 58

Holiday Festival - New York, N.Y.
December 26-30, 1970
 Providence 89 - Manhattan 69
 South Carolina 102 - Providence 86
 Providence 94 - St. John's 80

Holiday Festival - New York, N.Y.
December 27-30, 1971
 Providence 81 - Penn State 65
 Fordham 77 - Providence 72
 Providence 93 - St. Peter's 87

Utah Classic - Salt Lake City, Utah
December 15-16, 1972
 Providence 79 - South Carolina 64
 Santa Clara 97 - Providence 92

Rainbow Classic - Honolulu, Hawaii
December 26-29, 1973
 Purdue 93 - Providence 85
 Providence 64 - Tennessee 60
 Providence 82 - Washington St. 67

Ocean State Classic - Providence, R.I.
December 26-28, 1974
 Providence 76 - Holy Cross 75
 Providence 83 - Drake 73
 St. John's 91 - Providence 79

Cable Car Classic - San Francisco, Calif.
December 20-21, 1975
 Providence 73 - Santa Clara 66
 San Francisco 91 - Providence 77

Colonial Classic - Boston, Mass.
December 11-12, 1976
 Providence 77 - Boston College 67
 Holy Cross 67 - Providence 65

Industrial National Classic - Providence, R.I.
December 28-29, 1976
 Providence 81 - Texas 67
 Providence 82 - Michigan 81 (2OT) (CHAMPIONS)

Rainbow Classic - Honolulu, Hawaii
December 27-29, 1977
 Providence 70 - Lafayette 59
 Stanford 76 - Providence 61
 Providence 53 - Texas Tech 52

Industrial National Classic - Providence, R.I.
December 15-16, 1978
 Providence 59 - California 58
 Florida 79 - Providence 61

Sugar Bowl Classic - New Orleans, La.
December 28-29, 1978
 Virginia 106 - Providence 68
 Bradley 84 - Providence 52

Industrial National Classic - Providence, R.I.
December 21-22, 1979
 Providence 58 - Stanford 46
 Duke 82 - Providence 78

Industrial National Classic - Providence, R.I.
December 19 -20, 1980
 Washington 60 - Providence 51
 Michigan State 77 - Providence 76

Industrial National Classic - Providence, R.I.
December 29-30, 1981
 Navy 68 - Providence 65
 Providence 53 - Northwestern 52

Industrial National Classic - Providence, R.I.
December 10-11, 1982
 Ohio 48 - Providence 43
 Providence 57 - Colgate 44

Rainbow Classic - Honolulu, Hawaii
December 27-29, 1982
 Hawaii 54 - Providence 43
 Providence 56 - Arizona State 54
 Virginia Tech 70 - Providence 57

Fleet Classic - Providence, R.I.
December 28-29, 1983
 Providence 46 - Pennsylvania 42
 Providence 65 - Temple 59 (CHAMPIONS)

Chaminade Invitational - Kona, Hawaii
November 21-23, 1984
 Providence 75 - Virginia 71
 Providence 60 - Chaminade 58 (CHAMPIONS)

Fleet Classic - Providence, R.I.
December 28-29, 1984
 Providence 73 - West Texas St. 64
 Illinois St. 65 - Providence 59

Fleet Classic - Providence, R.I.
November 28-29, 1986
 Providence 104 - American 82
 Tulsa 82 - Providence 74

Fleet Classic - Providence, R.I.
November 27-28, 1987
 Providence 80 - Fordham 76
 Providence 84 - Louisiana Tech 80 (CHAMPIONS)

Fleet Classic - Providence, R.I.
November 25-26, 1988
 Providence 102 - Niagara 66
 Providence 93 - So. Alabama 86 (OT) (CHAMPIONS)

Fleet Classic - Providence, R.I.
November 24-25, 1989
 Providence 70 - New Hampshire 49
 Providence 81 - Bowling Green 79 (CHAMPIONS)

ACC-BIG EAST Challenge - Greensboro, N.C.
December 6, 1989
 Clemson 72 - Providence 71

Fleet Classic - Providence, R.I.
November 23-24, 1990
 Providence 112 - Morgan State 74
 Providence 98 - Lafayette 63 (CHAMPIONS)

Maui Invitational - Lahaina, Hawaii
November 25-27, 1991
 Chaminade 111 - Providence 108 (OT)
 Minnesota 89 - Providence 82
 Providence 87 - Lamar 76

ACC-BIG EAST Challenge - Meadowlands, N.J.
December 4, 1991
 Maryland 76 - Providence 66

Fleet Classic - Providence, R.I.
December 11, 1992
 Providence 71 - Notre Dame 52 (CHAMPIONS)

Top of the World Classic - Fairbanks, Alaska
November 22-24, 1996
 Providence 98 - Alaska-Fairbanks 73
 Middle Tennessee 77 - Providence 75
 Providence 82 - Southern Illinois 58

Great Eight Tournament - Chicago, Ill.
December 2, 1997
 Utah 64 - Providence 58

CoSIDA Classic - Providence, R.I.
November 9-10, 1998
 Vanderbilt 72 - Providence 66
 Texas Christian 79 - Providence 77

Puerto Rico Shootout - Bayonne, Puerto Rico
November 25-27, 1999
 Michigan State 82 - Providence 58
 Virginia 80 - Providence 64
 Providence 120 - American-Puerto Rico 60

Energia Systems Thanksgiving Tournament - Kansas City, Mo.
November 24-26, 2000
 Providence 60 - Missouri-Kansas City 53
 Creighton 63 - Providence 51
 Auburn 80 - Providence 69

Las Vegas Tourney - Las Vegas, Nev.
November 16-21, 2001
 Providence 79 - Siena 54 (at Providence)
 Oklahoma State 83 - Providence 65
 Providence 93 - Austin Peay 84
 Providence 69 - Texas-El Paso 60

Jimmy V Classic - New York, N.Y.
December 9, 2003
 Providence 70 - Illinois 51

Preseason NIT - New York, N.Y.
November 16-26, 2004
 Providence 83 - Niagara 78 (at Providence)
 Providence 89 - Pennsylvania 52 (at Providence)
 Wake Forest 79 - Providence 67 (Madison Sq. Garden)
 Providence 72 - Michigan 63 (Madison Sq. Garden)

Orange Bowl Classic - Miami, Fla.
November 27, 2004
 Florida 84 - Providence 66

PROVIDENCE COLLEGE MEDIA GUIDE 2006-2007