



Individual Records

Points

Half:	33	Eric Murdock vs. PITTSBURGH, 1-23-91
	33	Jimmy Walker vs. San Francisco, 12-21-66
Game:	52	Marvin Barnes vs. AUSTIN PEAY, 12-15-73
Season:	851	Jimmy Walker, 1966-67
Career:	2138	Ryan Gomes, 2001-05

Scoring Average

Season:	30.4	Jimmy Walker, 1966-67
Career:	25.2	Jimmy Walker, 1964-67

Percentage of Team's Points

Season:	39.2	Jimmy Walker, 1966-67
Career:	32.3	Jimmy Walker, 1964-67

Field Goals

Half:	14	Jimmy Walker vs. San Francisco, 12-21-66
Game:	23	Marvin Barnes vs. AUSTIN PEAY, 12-15-73
Season:	348	Ernie DiGregorio, 1972-73
Career:	840	Joe Hassett, 1973-77

Field Goal Attempts

Game:	41	Jimmy Walker vs. Northwestern, 12-28-66
Season:	728	Ernie DiGregorio, 1972-73
Career:	1703	Joe Hassett, 1973-77

Field Goal Percentage

Game:	1.000	John Thompson (11-11) vs. Rhode Island, 2-1-64
	1.000	Marvin Barnes (10-10) vs. Pennsylvania, 3-15-73
Season:	.722	Randall Hanke (83-115), 2003-04
Career:	.693	Randall Hanke (232-335), 2004-06

Three Point Field Goals

Game:	10	Donta Wade vs. Notre Dame, 2-23-00
Season:	97	Billy Donovan, 1986-87
Career:	274	Donnie McGrath, 2002-06

Three Point Field Goal Attempts

Game:	17	Donta Wade vs. Notre Dame, 2-23-00
Season:	237	Billy Donovan, 1986-87
Career:	753	Donnie McGrath, 2002-06

Three Point Field Goal Percentage

Game:	1.000	Donnie McGrath (9-9) vs. VIRGINIA, 2-2-05
Season:	.465	Sheiku Kabba (20-43), 2000-01
Career:	.463	Matt Palazzi (57-123), 1988-89

Free Throws

Game:	18	Eric Murdock vs. VILLANOVA, 3-2-91
	18	Jimmy Walker vs. Boston College, 1-6-65
Season:	238	Eric Murdock, 1990-91
Career:	489	Ryan Gomes, 2001-05
Consec.:	57	Austin Croshere, 1996-97

Free Throw Attempts

Game:	22	Rudy Williams vs. Brown, 1-9-80
Season:	293	Eric Murdock, 1990-91
Career:	620	Ryan Gomes, 2001-05

Free Throw Percentage

Game:	1.000	Eric Murdock (17-17) vs. Seton Hall, 1-2-91
	1.000	Eric Murdock (16-16) vs. RHODE ISLAND, 12-8-90
Season:	.941	Joe Hassett (64-68), 1976-77
Career:	.865	Joe Hassett (148-171), 1973-77

Rebounds

Game:	34	Marvin Barnes vs. BUFFALO STATE, 12-8-71
Season:	597	Marvin Barnes, 1973-74
Career:	1592	Marvin Barnes, 1971-74

Rebound Average

Season:	19.0	Marvin Barnes, 1972-73
Career:	17.9	Marvin Barnes, 1971-74

Games

Season:	36	Five players from 1996-97 team
Career:	125	Dickey Simpkins, 1990-94
Starts:	117	Donnie McGrath, 2002-06

Minutes

Game:	63	Jim Panaggio vs. Dayton, 1-28-82
Season:	1234	Billy Donovan, 1986-87
Career:	4128	Donnie McGrath, 2002-06

Minutes Played Per Game

Season:	39.7	Jimmy Walker, 1966-67
Career:	38.8	Jimmy Walker, 1964-67

Points Per Minute

Season:	0.77	Jimmy Walker, 1966-67
Career:	0.65	Jimmy Walker, 1964-67

Assists

Game:	16	Vin Ernst vs. DePAUL, 2-7-63
	16	Vin Ernst vs. CATHOLIC, 2-9-63
	16	Carlton Screen vs. Syracuse, 1-20-90
Season:	267	Ernie DiGregorio, 1972-73
Career:	662	Ernie DiGregorio, 1970-73

Assist Average

Season:	8.7	Vin Ernst, 1962-63
Career:	7.7	Ernie DiGregorio, 1970-73

Steals

Game:	11	John Linehan vs. RUTGERS, 1-22-02
Season:	139	John Linehan, 2001-02
Career:	385	John Linehan, 1997-02

Steals Average

Season:	4.5	John Linehan, 2001-02
Career:	3.21	Eric Murdock, 1987-91

Blocked Shots

Game:	12	Marvin Barnes vs. BUFFALO STATE, 12-8-71
Season:	159	Marvin Barnes, 1973-74
Career:	363	Marvin Barnes, 1971-74

Turnovers

Game:	13	Dwight Williams vs. Boston College, 12-11-76
Season:	140	Dwight Williams, 1977-78
Career:	378	Jamel Thomas, 1995-99

Personal Fouls

Season:	126	Steve Wright, 1986-87
Career:	386	Steve Wright, 1984-88

Disqualifications

Season:	11	Steve Wright, 1986-87
Career:	24	Ray Johnson, 1968-71
	24	Fran Costello, 1970-73

Opponents Individual Game Records

POINTS: Tom Stith, St. Bonaventure 2-9-60	46
Calvin Murphy, NIAGARA 1-27-68	42
Bill Bradley, Princeton 3-13-65	41
Bevo Francis, Rio Grande 12-5-53	41
Fly Williams, AUSTIN PEAY 12-15-73	40
David Thompson, NC State 3-14-74	40
FIELD GOAL ATT.: Calvin Murphy, NIAGARA 1-27-68	33
John Ramsey, SETON HALL 2-8-75	33
Bevo Francis, Rio Grande 12-5-53	33
FIELD GOALS: Tom Stith, St. Bonaventure 2-9-60	19
FREE THROW ATT.: Curtis Kidd, ARK.-LITTLE ROCK 12-23-85	22
FREE THROWS: Jose Powell, NEW HAMPSHIRE 11-22-91	16
Lamont Middleton, St. John's 1-5-93	16
Lou Murgo, Brown 1-14-53	16
Danya Abrams, BOSTON COLLEGE 1-10-95	16
REBOUNDS: Julius Erving, UMass 12-2-69	28
M.C. Thompson, DePaul 12-18-61	28
ASSISTS: Sherman Douglas, Syracuse 1-28-89	22
BLOCKS: Harold Pressley, VILLANOVA 1-11-86	10
Landreth Baugh, HOWARD 12-22-87	10
STEALS: Gary Massey, Villanova 2-20-88	9
TURNOVERS: Matt Brady, SIENA 12-11-86	12
Vonteego Cummings, PITTSBURGH 1-10-98	12
MINUTES: Kevin Conrad, Mike Kanieski, Dayton 1-28-82	62



Team Records

Points

Half: 65 vs. Pittsburgh, 2-10-90
 Game: 120 vs. American-Puerto Rico (60), 11-27-99
 Season: 2947 1986-87

Scoring Average

Season: 89.7 1972-73

Field Goals

Game: 50 vs. American-Puerto Rico, 11-27-99
 Season: 1199 1973-74

Field Goal Attempts

Game: 98 vs. Seton Hall, 2-9-74
 Season: 2402 1973-74

Field Goal Percentage

Game .688 vs. Alabama (33-48), 3-19-87
 Season: .512 1976-77 (962-1880)

Three Point Field Goals

Game: 17 vs. LOYOLA-CHICAGO, 1-19-04
 Season: 280 1986-87

Three Point Field Goal Attempts

Game: 34 vs. CONNECTICUT, 1-22-92
 Season: 665 1986-87

Three Point Field Goal Percentage

Game: .737 vs. GEORGETOWN (14-19), 2-10-01
 Season: .421 1986-87 (280-665)

Free Throws

Game: 42 vs. BOSTON COLLEGE, 2-4-64
 Season: 675 1986-87

Free Throw Attempts

Game: 59 vs. WEST VIRGINIA, 1-5-99
 Season: 949 1991-92

Free Throw Percentage

Game: 1.000 vs. VILLANOVA (28-28), 3-2-87
 Season: .779 2002-03 (496-637)

Rebounds

Game: 78 vs. BUFFALO STATE, 12-8-71
 78 vs. ASSUMPTION, 12-4-64
 Season: 1544 1973-74

Offensive Rebounds

Game: 30 vs. CONNECTICUT, 1-22-92, vs. Marquette, 3-4-06
 Season: 560 1990-91

Rebounding Average

Season: 53.7 1954-55

Rebound Margin

Season: 10.2 1959-60

Assists

Game: 33 vs. Connecticut, 3-8-75
 33 vs. CANISIUS, 1-7-78
 Season: 640 1973-74
 Average: 20.3 1972-73

Turnovers

Game: 40 vs. Fordham, 12-28-71
 Season: 550 1991-92

Steals

Game: 24 vs. BROWN, 12-21-96
 Season 332 1985-86
 Average: 10.7 1985-86

Blocks

Game: 16 vs. VILLANOVA, 1-11-05
 Season: 260 1973-74
 Average: 8.1 1973-74

Fouls

Game: 39 vs. Bates, 2-9-49
 Season: 966 1986-87

Miscellaneous Team Records

GAME

Most Points: 120 vs. American-Puerto Rico (60), 11-27-99
Most Points, Half: 65 vs. Pittsburgh, 2-10-90
Most Points, Half, Opponent: 67 by Pittsburgh, 2-10-90
Fewest Points: 12 vs. Crescent Athletic Club (40), 1-1-27
Fewest Points, Half: 4 vs. Crescent Athletic Club, 1-1-27
Fewest Points, Half (Modern): 11 vs. Connecticut, 2-5-02
Fewest Field Goals, Half: 1 vs. Crescent Athletic Club, 1-1-27
Fewest Field Goals, Half (Modern): 4 vs. Connecticut, 2-5-02
Lowest Field Goal Percentage, Half: .118 vs. Connecticut, (4-34) 2-5-02
Most Points Allowed: 118 vs. Arkansas, 1-23-99
Most Points Allowed, Half: 67 vs. Pittsburgh, 2-10-90
Fewest Points Allowed: 7 vs. NEW HAMPSHIRE, 2-13-32
Fewest Points Allowed, Half: 2 vs. NEW HAMPSHIRE, 2-13-32
Fewest Points Allowed, Half (Modern): 12 vs. NEW HAMPSHIRE, 12-5-92
Fewest Field Goals Allowed, Half: 0 vs. NEW HAMPSHIRE, 2-13-32
Fewest Field Goals Allowed, Half (Modern): 6 vs. NEW HAMPSHIRE, 12-5-92
Most Points Combined: 219, Providence 102 - Pittsburgh 117, 2-10-90
 219, Providence 108 - Chaminade 111 OT, 11-25-91
Fewest Points Combined: 30, Providence 23 - NEW HAMPSHIRE 7,
 2-13-32
Most Offensive Rebounds, Opponent: 32 by Georgetown, 3-3-99
 32 by RHODE ISLAND, 12-4-04
Margin of Victory: 64, PROVIDENCE 80 - NEWPORT NAVAL 16, 12-13-30
Margin of Defeat: 54, Holy Cross 101 - Providence 47, 12-17-54

SEASON

Most Games Played: 36, 1996-97
Most Games Won: 28, 1973-74

Most Regular Season Wins: 26, 1973-74
Best Regular Season Record: 22-1, 1964-65
Highest Winning Percentage: .923 (24-2), 1964-65
Most Home Games Won: 17, 1990-91
Most Away/Neutral Games Won: 15, 1928-29
Fewest Home Games Won: 0, 1927-28
Fewest Away/Neutral Games Won: 0, 1987-88
Most Games Lost: 20, 1984-85
Fewest Games Won: 4, 1938-39
Fewest Losses: 2, 1964-65
Most Home Games Lost: 10, 1984-85
Most Away/Neutral Games Lost: 13, 1948-49
Fewest Home Games Lost: 0, 15 times -1973-74 (Most Recent)
Fewest Away/Neutral Games Lost: 2, 1964-65 + 1962-63
Longest Winning Streak: 19, 1964-65
Longest Losing Streak: 12, 1948-49
Longest Home Winning Streak: 56, 1971-74
Longest Dunkin' Donuts Center Winning Streak: 41, 1972-74
Highest Scoring Average: 89.7, 1972-73
Lowest Scoring Average: 28.6, 1926-27
Largest Scoring Margin: 15.9, 1942-43
Largest Scoring Margin Deficit: -9.8, 1948-49
Opponent Most Points Scored: 2623, 1986-87
Opponent Fewest Points Scored: 459, 1929-30
Consecutive Winning Seasons: 12, 1955-67
Consecutive Losing Seasons: 5, 1978-83
Consecutive 20-Win Seasons: 9, 1958-67
Consecutive NIT Appearances: 5, 1959-63
Consecutive NCAA Appearances: 3, 1964-66 + 1972-74
Consecutive Postseason Appearances: 9, 1959-67



Senior		Junior		Sophomore		Freshman	
POINTS							
Jimmy Walker 1967	851	Jimmy Walker 1966	662	Ryan Gomes 2003	589	Bob Cooper 1974	384
Eric Murdock 1991	818	Jim Hadnot 1961	561	Marvin Barnes 1972	584	Ryan Gomes 2002	332
Ernie DiGregorio 1973	761	Kevin Stacom 1973	551	Jimmy Walker 1965	532	Bruce Campbell 1975	330
SCORING AVERAGE							
Jimmy Walker 1967	30.4	Jimmy Walker 1966	24.5	Marvin Barnes 1972	21.6	John Arzoomanian 1945	19.7
John Thompson 1964	26.2	Robert Moran 1953	20.8	Johnny Egan 1959	20.9	Ryan Gomes 2002	13.8
Eric Murdock 1991	25.6	Jim Hadnot 1961	19.3	Jimmy Walker 1965	20.5	Leo Labossiere 1945	12.3
FIELD GOALS							
Ernie DiGregorio 1973	348	Jimmy Walker 1966	248	Joe Hassett 1975	244	Bob Cooper 1974	171
Jimmy Walker 1967	323	Joe Hassett 1976	248	Marvin Barnes 1972	236	Billy Fields 1979	146
Marvin Barnes 1974	297	Kevin Stacom 1973	238	Ernie DiGregorio 1971	217	Bill Eason 1975	137
FIELD GOAL ATTEMPTS							
Ernie DiGregorio 1973	728	Joe Hassett 1976	514	Joe Hassett 1975	486	Billy Fields 1979	315
Jimmy Walker 1967	659	Jimmy Walker 1966	488	Marvin Barnes 1972	462	Bob Cooper 1974	299
Marvin Barnes 1974	596	Jamel Thomas 1998	455	Ernie DiGregorio 1971	451	Bill Eason 1975	284
FIELD GOAL PERCENTAGE							
Bob Cooper 1977	.623	Otis Thorpe 1983	.636	Randall Hanke 2006	.677	Randall Hanke 2005	.722
Michael Smith 1994	.605	Marques Bragg 1991	.600	Bill Eason 1976	.579	Bob Cooper 1974	.572
John Thompson 1964	.588	Herbert Hill 2006	.586	Marques Bragg 1990	.561	Ryan Gomes 2002	.559
FREE THROWS							
Eric Murdock 1991	238	Jimmy Walker 1966	166	Ryan Gomes 2003	163	God Shammgod 1996	98
Jimmy Walker 1967	205	Jamel Thomas 1998	156	John Egan 1959	140	Weyinmi Efejuku 2006	78
Billy Donovan 1987	199	Robert Moran 1953	139	Robert Moran 1952	125	Geoff McDermott 2006	77
FREE THROW ATTEMPTS							
Eric Murdock 1991	293	Jim Hadnot 1961	220	Michael Smith 1992	202	God Shammgod 1996	142
Jimmy Walker 1967	256	Michael Smith 1993	218	Ryan Gomes 2003	194	Geoff McDermott 2006	133
Otis Thorpe 1984	248	Jimmy Walker 1966	215	God Shammgod 1997	188	Ryan Gomes 2002	111
FREE THROW PERCENTAGE							
Joe Hassett 1977	.941	Ryan Gomes 2004	.870	Ryan Gomes 2003	.840	John Linehan 1998	.907
Bill Blair 1966	.902	Fran Costello 1972	.867	Vin Ernst 1961	.838	Sharaud Curry 2006	.891
Austin Croshere 1997	.888	Mark McAndrew 1975	.863	Bill Blair 1964	.833	Maris Laksa 2001	.882
REBOUNDS							
Marvin Barnes 1974	597	Marvin Barnes 1973	571	Jim Hadnot 1960	473	Geoff McDermott 2006	243
John Thompson 1964	378	Jim Hadnot 1961	475	Marvin Barnes 1972	424	Bill Eason 1975	236
Jim Hadnot 1962	351	John Thompson 1963	392	Michael Smith 1992	319	Bob Cooper 1974	229
REBOUNDS AVERAGE							
Marvin Barnes 1974	18.7	Marvin Barnes 1973	19.0	Jim Hadnot 1960	16.3	Geoff McDermott 2006	9.0
John Thompson 1964	14.5	Jim Hadnot 1961	16.3	Marvin Barnes 1972	15.7	Bill Eason 1975	7.9
Jim Hadnot 1962	13.5	John Thompson 1963	14.0	John Ritch 1955	14.2	Ryan Gomes 2002	7.8
MINUTES							
Billy Donovan 1987	1234	Dwight Williams 1978	1139	God Shammgod 1997	1221	Donnie McGrath 2003	1071
Austin Croshere 1997	1192	Joe Hassett 1976	1131	Ryan Gomes 2003	1152	Ricky Tucker 1980	992
Ryan Gomes 2005	1161	Kevin Stacom 1973	1111	Jamel Thomas 1997	1101	Sharaud Curry 2006	899
ASSISTS							
Ernie DiGregorio 1973	267	Ernie DiGregorio 1972	214	God Shammgod 1997	239	God Shammgod 1996	189
Vin Ernst 1963	243	Carlton Screen 1989	198	Ernie DiGregorio 1971	181	Ricky Tucker 1980	143
Billy Donovan 1987	243	Abdul Abdullah 1993	181	Bob Misevicius 1976	152	Donnie McGrath 2003	138
STEALS							
John Linehan 2002	139	Carlton Screen 1989	101	John Linehan 1999	98	Eric Murdock 1988	90
Eric Murdock 1991	111	Dwight Williams 1978	93	Eric Murdock 1989	97	John Linehan 1998	50
Harold Starks 1986	84	John Linehan 2001	81	God Shammgod 1997	88	Geoff McDermott 2006	49
BLOCKED SHOTS							
Marvin Barnes 1974	159	Marvin Barnes 1973	137	Bob Cooper 1975	87	Bob Cooper 1974	101
Marcus Douthit 2004	92	Marcus Douthit 2003	97	Marvin Barnes 1972	67	Randall Hanke 2005	62
Karim Shabazz 2001	66	Karim Shabazz 2000	54	Steve Wright 1986	63	Marcus Douthit 2001	51



Points

Season Name	Years	Points
Eric Murdock	1990-91	435
Ryan Gomes	2004-05	371
Jamel Thomas	1998-99	364

Career Name	Years	Points
Ryan Gomes	2002-05	1173
Eric Murdock	1988-91	1145
Jamel Thomas	1996-99	1135

Scoring Average

Season Name	Years	Avg.
Eric Murdock	1990-91	27.2
Ryan Gomes	2004-05	23.2
Jamel Thomas	1998-99	20.2

Career Name	Years	Avg.
Ryan Gomes	2002-05	18.3
Eric Murdock	1988-91	18.2
Ron Jackson	1982-83	17.8

Field Goals Made

Season Name	Years	Goals
Ryan Gomes	2004-05	136
Eric Murdock	1990-91	135
Jamel Thomas	1998-99	127

Career Name	Years	Goals
Ryan Gomes	2002-05	435
Eric Murdock	1988-91	390
Jamel Thomas	1996-99	390

Field Goal Attempts

Season Name	Years	Atts.
Jamel Thomas	1998-99	321
Eric Murdock	1990-91	301
Ryan Gomes	2004-05	286

Career Name	Years	Atts.
Jamel Thomas	1995-99	954
Eric Murdock	1988-91	884
Ryan Gomes	2002-05	864

Field Goal Percentage

Season Name	Years	Pct.
Randall Hanke	2004-05	.759
Otis Thorpe	1982-83	.642
Randall Hanke	2005-06	.632

Career Name	Years	Pct.
Randal Hanke	2005-06	.674
Marques Bragg	1989-92	.576
Otis Thorpe	1981-84	.575

Three Point Goals Made

Season Name	Years	Goals
Ernie Lewis	1986-87	55
Donnie McGrath	2005-06	45
Delray Brooks	1987-88	42

Career Name	Years	Goals
Donnie McGrath	2003-06	142
Jamel Thomas	1996-99	128
Michael Brown	1993-96	115

Three Point Goals Attempts

Season Name	Years	Atts.
Donnie McGrath	2005-06	124
Jamel Thomas	1997-98	123
Ernie Lewis	1986-87	114

Career Name	Years	Atts.
Donnie McGrath	2003-06	392
Jamel Thomas	1996-99	359
Michael Brown	1993-96	288

Three Point Goal Percentage

Season Name	Years	Pct.
Maris Laksa	2000-01	.489
Ernie Lewis	1986-87	.482
Michael Brown	1995-96	.474

Career Name	Years	Pct.
Sean Connolly	1998-99	.411
Delray Brooks	1987-88	.410
Michael Brown	1993-96	.399

Free Throws Made

Season Name	Years	Goals
Eric Murdock	1990-91	129
Eric Williams	1993-94	101
Jamel Thomas	1997-98	100

Career Name	Years	Goals
Eric Murdock	1988-91	263
Ryan Gomes	2002-05	254
Jamel Thomas	1996-99	227

Free Throw Attempts

Season Name	Years	Atts.
Eric Murdock	1990-91	154
Eric Williams	1993-94	145
Michael Smith	1991-92	139

Career Name	Years	Atts.
Michael Smith	1992-94	340
Eric Murdock	1988-91	339
Otis Thorpe	1981-84	328

Free Throw Percentage

Season Name	Years	Pct.
Austin Croshere	1996-97	.933
Donnie McGrath	2004-05	.926
Matt Palazzi	1988-89	.900
Sharaud Curry	2005-06	.900

Career Name	Years	Pct.
Matt Palazzi	1985-89	.865
Austin Croshere	1994-97	.856
Chris Anrin	2001-04	.850

Rebounds

Season Name	Years	Rebs
Michael Smith	1993-94	220
Michael Smith	1992-93	211
Michael Smith	1991-92	199

Career Name	Years	Rebs
Michael Smith	1991-94	630
Ryan Gomes	2002-05	534
Otis Thorpe	1981-84	502

Rebound Average

Season Name	Years	Avg.
Michael Smith	1993-94	12.2
Michael Smith	1992-93	11.7
Michael Smith	1991-92	11.1

Career Name	Years	Avg.
Michael Smith	1991-94	11.7
Geoff McDermott	2005-06	9.3
Otis Thorpe	1981-84	8.7

Minutes

Season Name	Years	Mins.
Austin Croshere	1996-97	642
God Shammgod	1996-97	637
Jamel Thomas	1997-98	636

Career Name	Years	Mins.
Ryan Gomes	2002-05	2267
Donnie McGrath	2003-06	2229
Michael Brown	1993-96	2178

Assists

Season Name	Years	Assists
Abdul Abdullah	1993-94	131
God Shammgod	1996-97	123
Carlton Screen	1989-90	118
God Shammgod	1995-96	118

Career Name	Years	Assists
Carlton Screen	1987-90	279
Billy Donovan	1984-87	278
John Linehan	1998-02	255

Turnovers

Season Name	Years	TO
Jamel Thomas	1998-99	87
Jamel Thomas	1997-98	64
Eric Murdock	1990-91	62
Marty Conlon	1988-89	62

Career Name	Years	TO
Jamel Thomas	1996-99	239
Eric Murdock	1988-91	184
Dickey Simpkins	1991-94	155

Steals

Season Name	Years	Steals
John Linehan	2001-02	77
John Linehan	1998-99	60
Eric Murdock	1987-88	55

Career Name	Years	Steals
John Linehan	1998-02	226
Eric Murdock	1988-91	197
Carlton Screen	1987-90	108

Blocked Shots

Season Name	Years	Blocks
Marcus Douthit	2002-03	57
Marcus Douthit	2003-04	49
Karim Shabazz	2000-01	36

Career Name	Years	Blocks
Marcus Douthit	2001-04	151
Steve Wright	1985-88	93
Otis Thorpe	1981-84	64
Karim Shabazz	2000-01	64



SCORING RECORDS

Points Scored

Game	Name	Game	Points
	Marvin Barnes	AUSTIN PEAY (12-15-73)	52
	Jimmy Walker	Boston College (12-30-65)	50
	Eric Murdock	PITTSBURGH (1-23-91)	48
	Jimmy Walker	Holy Cross (2-25-67)	47
	Jimmy Walker	RHODE ISLAND (2-23-67)	46
	Eric Murdock	Arizona (12-23-90)	45
	Jimmy Walker	Canisius (1-7-67)	44
	Jimmy Walker	Santa Clara (12-19-66)	43
	Jimmy Walker	San Francisco (12-21-66)	43
	John Thompson	FAIRFIELD (12-10-63)	43
	Jim Hadnot	HOLY CROSS (3-3-62)	43
	Ernie DiGregorio	St. John's (3-3-73)	41
	Jerry Scott	MICHIGAN STATE (12-20-80)	41
	John Egan	SCRANTON (1-28-61)	41
	Eric Murdock	Seton Hall (1-2-91)	40
	Jimmy Walker	BOSTON COLLEGE (1-15-66)	40
	Jimmy Walker	SETON HALL (1-28-67)	40

Scoring Average

Season	Name	Year	Games	Points	Average
	Jimmy Walker	1966-67	28	851	30.39
	John Thompson	1963-64	26	681	26.19
	Eric Murdock	1990-91	32	818	25.58
	Ernie DiGregorio	1972-73	31	761	24.55
	Jimmy Walker	1965-66	27	662	24.52
	Marvin Barnes	1973-74	32	706	22.06
	Jamel Thomas	1998-99	30	661	22.03
	Marvin Barnes	1971-72	27	584	21.63
	Ryan Gomes	2004-05	31	670	21.61
	John Egan	1958-59	24	502	20.92
	Bob Moran	1952-53	22	455	20.68
	Billy Donovan	1986-87	34	702	20.65
	Jimmy Walker	1964-65	26	532	20.46
	John Arzoomanian	1944-45	12	236	19.67
	Jimmy Stone	1963-64	25	487	19.48
	Jim Larranaga	1968-69	24	467	19.46
	Jim Hadnot	1960-61	29	561	19.34
	John Egan	1960-61	29	548	18.90
	Ray Flynn	1962-63	28	529	18.89
	John Thompson	1962-63	38	529	18.89
	Ryan Gomes	2003-04	29	547	18.86

Career

Name	Year	Games	Points	Average
Jimmy Walker	1964-67	81	2045	25.25
Marvin Barnes	1971-74	89	1839	20.66
Ernie DiGregorio	1970-73	86	1760	20.47
John Thompson	1961-64	79	1520	19.24
Ryan Gomes	2001-05	116	2138	18.43
Kevin Stacom	1972-74	63	1143	18.14
Bob Moran	1951-54	69	1251	18.13
John Egan	1958-61	80	1434	17.93
Jim Hadnot	1959-62	84	1467	17.46
Ron Jackson	1981-83	56	971	17.34
Eric Murdock	1987-91	117	2021	17.27
Eric Williams	1993-95	60	1001	16.68
Jim Larranaga	1968-71	77	1258	16.34
Derrick Brown	1995-97	64	1034	16.16
Jamel Thomas	1995-99	124	1971	15.90
Mike Pascale	1955-57	66	1035	15.68
Jim Schlimm	1949-52	70	1078	15.40
Ted McConnon	1941-43	32	489	15.28
Len Wilkens	1957-60	80	1193	14.91
Walt DiMasi	1957-58	24	357	14.88
Bruce Campbell	1974-78	122	1809	14.83
Joe Hassett	1973-77	124	1828	14.74

Percentage of Team's Points

Season	Name	Year	Games	Points	Team's Pts.	Pct.
	Jimmy Walker	1966-67	28	851	2172	39.2
	John Arzoomanian	1944-45	12	236	639	36.9
	Eddie Wineapple	1928-29	20	278	779	35.7
	John Thompson	1963-64	26	681	2019	33.7
	John Kreiger	1927-28	16	159	480	33.1
	Jimmy Walker	1965-66	27	662	2055	32.2
	Alan Bracken	1932-33	16	208	669	31.1
	Eric Murdock	1990-91	32	818	2861	30.5
	Ryan Gomes	2004-05	31	670	2308	29.0
	Jamel Thomas	1998-99	30	661	2284	28.9
	John Kreiger	1929-30	18	192	666	28.8
	Ted McConnon	1941-42	20	309	1090	28.34
	Jamel Thomas	1997-98	29	536	1896	28.27
	John Egan	1958-59	24	502	1809	27.8
	Marvin Barnes	1971-72	27	584	2115	27.6
	Ernie DiGregorio	1972-73	31	761	2782	27.4
	John Krieger	1928-29	20	212	779	27.2
	Rudy Williams	1978-79	26	461	1692	27.2

Season

Name	Year	Games	Points	Average
Jimmy Walker	1966-67	28	851	30.39
Eric Murdock	1990-91	32	818	25.56
Ernie DiGregorio	1972-73	31	761	24.55
Marvin Barnes	1973-74	32	706	22.06
Billy Donovan	1986-87	34	702	20.65
John Thompson	1963-64	26	681	26.19
Ryan Gomes	2004-05	31	670	21.61
Jimmy Walker	1965-66	27	662	24.52
Jamel Thomas	1998-99	30	661	22.03
Austin Croshere	1996-97	36	643	17.86
Kevin Stacom	1973-74	32	592	18.50
Derrick Brown	1996-97	34	590	17.35
Ryan Gomes	2002-03	32	589	18.41
Marvin Barnes	1971-72	27	584	21.63
Jim Hadnot	1960-61	29	561	19.34
Kevin Stacom	1972-73	31	551	17.79

Career

Name	Years	Games	Points	Average
Ryan Gomes	2001-05	116	2138	18.43
Jimmy Walker	1964-67	81	2045	25.25
Eric Murdock	1987-91	117	2021	17.27
Jamel Thomas	1995-99	124	1971	15.90
Marvin Barnes	1971-74	89	1839	20.66
Joe Hassett	1973-77	124	1828	14.74
Bruce Campbell	1974-78	122	1809	14.83
Ernie DiGregorio	1970-73	86	1760	20.47
Otis Thorpe	1980-84	113	1625	14.38
Austin Croshere	1993-97	121	1523	12.59
John Thompson	1961-64	79	1520	19.24
Jim Hadnot	1959-62	84	1467	17.46
John Egan	1958-61	80	1434	17.93
Bob Cooper	1973-77	123	1424	11.58
Billy Donovan	1983-87	122	1328	10.89
Erron Maxey	1997-01	120	1306	10.88
Donnie McGrath	2002-06	118	1282	10.86
Jim Larranaga	1968-71	77	1258	16.34
Robert Moran	1951-54	69	1251	18.13
Dickey Simpkins	1990-94	125	1226	9.81
Len Wilkens	1957-60	80	1193	14.91
Michael Brown	1992-96	123	1163	9.46
Bill Eason	1974-78	116	1159	9.99
Kevin Stacom	1972-74	63	1143	18.14
Marty Conlon	1986-90	103	1135	11.02
Billy Fields	1978-82	108	1116	10.33
Michael Smith	1991-84	94	1110	11.81
Rudy Williams	1977-81	95	1096	11.54
Jim Benedict	1963-66	79	1086	13.75
Jim Schlimm	1949-52	70	1078	15.40
Carlton Screen	1986-90	109	1076	9.87
Steve Wright	1984-88	123	1060	8.62
Jerry Scott	1977-81	97	1045	10.77
Mike Pascale	1954-57	66	1035	15.68
Derrick Brown	1995-97	64	1034	15.16
Ray Flynn	1960-63	82	1025	12.50
Eric Williams	1993-95	60	1001	16.68

PROVIDENCE



Jimmy WALKER



SCORING RECORDS

Career

Name	Year	Games	Points	Team's Pts.	Pct.
Jimmy Walker	1964-67	81	2045	6330	32.3
John Krieger	1927-31	73	742	2625	28.3
Allen Bracken	1930-34	75	773	2869	26.9
Ron Jackson	1981-83	56	971	3662	26.5
John Thompson	1961-64	79	1520	6119	24.8
Ernie DiGregorio	1970-73	86	1760	7130	24.7
Jim Hadnot	1952-62	84	1467	6031	24.3
Robert Moran	1951-54	69	1251	5155	24.3
Ryan Gomes	2001-05	116	2138	8865	24.1
Marvin Barnes	1971-74	89	1839	7667	24.0
John Egan	1958-61	80	1434	5969	24.0
Jim Schlimm	1949-52	70	1078	4718	22.8
Otis Thorpe	1980-84	113	1625	7303	22.3
Mike Pascale	1954-57	66	1035	4636	22.3
Lenny Wilkens	1957-60	80	1193	5422	22.0
Eric Williams	1993-95	60	1001	4594	21.8

Points Per Minute

Season

Name	Year	Games	Points	Minutes	Pts/Min
Jimmy Walker	1966-67	28	851	1111	0.766
Eric Murdock	1990-91	32	818	1111	0.736
John Thompson	1963-64	26	681	996	0.684
Ernie DiGregorio	1972-73	31	761	1116	0.682
Jamel Thomas	1998-99	30	661	984	0.672
Jimmy Walker	1965-66	27	661	1054	0.627
Marvin Barnes	1971-72	27	584	931	0.627
Marvin Barnes	1973-74	32	706	1158	0.610
Eric Williams	1993-94	30	470	781	0.602
Ryan Gomes	2004-05	31	670	1161	0.577
Billy Donovan	1986-87	34	702	1234	0.569
Jimmy Walker	1964-65	26	532	976	0.545
Derrrick Brown	1996-97	34	590	1085	0.544
Ryan Gomes	2003-04	29	547	1008	0.543
Austin Croshere	1996-97	36	643	1192	0.539
Austin Croshere	1995-96	30	458	858	0.534

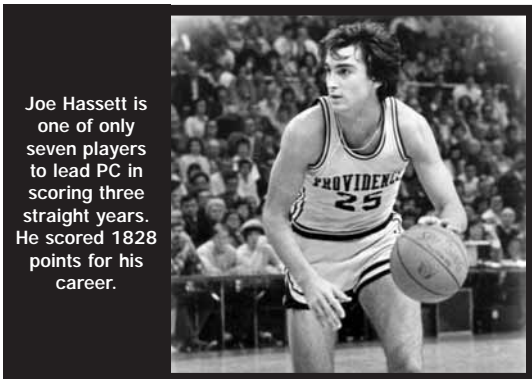
Career

Name	Years	Games	Points	Minutes	Pts/Min
Jimmy Walker	1964-67	81	2045	3141	0.651
Marvin Barnes	1971-74	89	1839	3134	0.587
Ernie DiGregorio	1970-73	86	1760	3154	0.558
Eric Murdock	1987-91	117	2011	3648	0.551
Eric Williams	1993-95	60	1001	1822	0.549
Jamel Thomas	1995-99	124	1971	3707	0.532
Ryan Gomes	2001-05	116	2138	4077	0.524
Kevin Stacom	1972-74	63	1143	2251	0.508
Matt Palazzi	1984-89	91	819	1647	0.497
Bruce Campbell	1974-78	122	1809	3764	0.481
Joe Hassett	1973-77	124	1828	3809	0.480
Bob Cooper	1973-77	123	1424	3023	0.471
Ron Jackson	1981-83	56	971	2127	0.465
Marty Conlon	1986-90	103	1135	2520	0.450

Yearly Scoring Leaders

Season	Player	GMS	FG(3pt)	FT	PTS	AVG
1920-21	Fred Bentley	3	12	16	40	13.3
1921-22	Joseph McGee	4	5	23	33	8.3
1926-27	Hector Allen	16	47	23	117	7.3
1927-28	John Krieger	16	52	55	159	9.9
1928-29	Eddie Wineapple	20	114	50	278	13.9
1929-30	John Krieger	18	72	48	192	10.7
1930-31	Allen Bracken	19	77	26	180	9.5
1931-32	Allen Bracken	24	87	52	226	9.4
1932-33	Allen Bracken	16	85	38	208	13.0
1933-34	Allen Bracken	16	66	27	159	9.9
1934-35	Bill Kutniewski	22	67	43	177	8.0
1935-36	Ed Bobinski	20	79	43	201	10.1
1936-37	Ed Bobinski	14	51	31	133	9.5
1937-38	John Crowley	16	68	21	157	9.8
1938-39	Steve Fallon	9	39	13	91	10.1
1939-40	Joe Kwasniewski	10	38	21	97	9.7
1940-41	John Lee	17	78	19	175	10.3
1941-42	Ted McConnon	20	142	25	309	15.5
1942-43	Ted McConnon	12	83	14	180	15.0
1944-45	John Arzoomanian	12	83	70	236	19.7
1945-46	Henri Ethier	17	101	34	236	13.9
1946-47	John Sullivan	18	60	28	148	8.2
1947-48	Ferdinand Sowa	20	82	50	214	10.7
1949-50	James Schlimm	23	144	69	357	15.5
1950-51	James Schlimm	24	152	72	376	15.7
1951-52	Robert Moran	21	127	125	379	18.0
1952-53	Robert Moran	22	158	139	455	20.8
1953-54	Robert Moran	26	132	153	417	16.0
1954-55	Mike Pascale	21	132	110	374	17.8
1955-56	Mike Pascale	22	108	114	330	15.0
1956-57	John Ritch	24	140	66	346	14.4
1957-58	Lenny Wilkens	24	137	84	358	14.9
1958-59	John Egan	24	181	140	502	20.9
1959-60	James Hadnot	29	170	89	429	14.8
1960-61	James Hadnot	29	214	133	561	19.3
1961-62	James Hadnot	26	198	81	477	18.3
1962-63	Raymond Flynn	28	239	51	529	18.9
	John Thompson	28	208	113	529	18.9
1963-64	John Thompson	26	260	161	681	26.2
1964-65	James Walker	26	211	110	532	20.5
1965-66	James Walker	27	248	166	662	24.5
1966-67	James Walker	28	323	205	851	30.4
1967-68	Alphonse Hayes	25	157	75	389	15.6
1968-69	James Larranaga	24	179	109	467	19.4
1969-70	James Larranaga	25	155	98	408	16.3
1970-71	Ernest DiGregorio	28	217	88	522	18.6
1971-72	Marvin Barnes	27	236	112	584	21.6
1972-73	Ernest DiGregorio	31	348	65	781	24.6
1973-74	Marvin Barnes	32	297	112	706	22.1
1974-75	Joe Hassett	31	244	22	510	16.5
1975-76	Joe Hassett	32	248	28	544	17.0
1976-77	Joe Hassett	29	240	64	544	18.8
1977-78	Bruce Campbell	31	203	133	539	17.4
1978-79	Rudy Williams	26	186	89	461	17.8
1979-80	Jerry Scott	27	175	54	404	14.9
1980-81	Rich Hunger	28	111	115	337	12.0
1981-82	Ron Jackson	27	185	69	439	16.2
1982-83	Ron Jackson	29	220	85	532	18.3
1983-84	Otis Thorpe	29	167	162	496	17.1
1984-85	Donald Brown	31	135	25	295	9.5
1985-86	Billy Donovan	31	183	103	469	15.1
1986-87	Billy Donovan	34	203 (97)	199	702	20.6
1987-88	Delray Brooks	28	118 (67)	76	379	13.5
1988-89	Eric Murdock	29	164 (44)	99	471	16.2
1989-90	Eric Murdock	28	147 (42)	96	432	15.4
1990-91	Eric Murdock	32	262 (56)	238	818	25.6
1991-92	Marques Bragg	30	124 (0)	92	340	11.3
1992-93	Michael Smith	33	135 (0)	119	389	11.8
1993-94	Eric Williams	30	166 (0)	138	470	15.7
1994-95	Eric Williams	30	184 (29)	134	531	17.7
1995-96	Austin Croshere	30	151 (47)	109	458	15.3
1996-97	Austin Croshere	36	200 (61)	182	643	17.9
1997-98	Jamel Thomas	29	163 (54)	156	536	18.5
1998-99	Jamel Thomas	30	225 (58)	153	661	22.0
1999-00	Erron Maxey	30	188 (7)	61	444	14.8
2000-01	Erron Maxey	31	134 (2)	83	353	11.4
2001-02	Abdul Mills	29	127 (61)	105	420	14.5
2002-03	Ryan Gomes	32	213 (0)	163	589	18.4
2003-04	Ryan Gomes	29	192 (29)	134	547	18.9
2004-05	Ryan Gomes	31	247 (52)	124	670	21.6
2005-06	Donnie McGrath	27	136 (77)	60	409	15.1

THE RECORDS




Joe Hassett is one of only seven players to lead PC in scoring three straight years. He scored 1828 points for his career.



Field Goals Made

PROVIDENCE



Johnny EGAN

Game	Name	Game	Goals
	Marvin Barnes	AUSTIN PEAY (12-15-73)	23
	Ernie DiGregorio	ST. JOHN'S (3-3-73)	20
	Jimmy Walker	San Francisco (12-21-66)	19
	Ernie DiGregorio	RHODE ISLAND (2-10-73)	19
	John Egan	SCRANTON (1-28-61)	18
	Jim Hadnot	HOLY CROSS (3-3-62)	18
	Jimmy Walker	RHODE ISLAND (2-23-67)	18
	Jimmy Walker	Canisius (1-7-67)	17
	John Thompson	FAIRFIELD (12-10-63)	17
	Jim Hadnot	GONZAGA (12-20-60)	17
	Ray Flynn	Scranton (2-22-62)	17

Season

Name	Year	Games	Goals
Ernie DiGregorio	1972-73	31	348
Jimmy Walker	1966-67	28	323
Marvin Barnes	1973-74	32	297
Kevin Stacom	1973-74	32	263
Eric Murdock	1990-91	32	262
John Thompson	1963-64	26	260
Jimmy Walker	1965-66	27	248
Joe Hassett	1975-76	32	248
Ryan Gomes	2004-05	31	247
Joe Hassett	1974-75	31	244
Joe Hassett	1976-77	29	240
Ray Flynn	1962-63	28	239
Kevin Stacom	1972-73	31	238
Marvin Barnes	1972-73	30	237
Marvin Barnes	1971-72	27	236

Career

Name	Year	Games	Goals
Joe Hassett	1973-77	124	840
Ryan Gomes	2001-05	116	784
Jimmy Walker	1964-67	81	781
Marvin Barnes	1971-74	89	770
Ernie DiGregorio	1970-73	86	757
Bruce Campbell	1974-78	122	726
Eric Murdock	1987-91	117	687
Jamel Thomas	1995-99	124	680
Otis Thorpe	1980-84	113	624
Bob Cooper	1973-77	123	596
John Thompson	1961-64	79	584
Jim Hadnot	1959-62	84	582
John Egan	1958-61	80	549
Billy Eason	1974-78	116	534
Erron Maxey	1997-01	120	530
Kevin Stacom	1972-74	63	501
Bill Fields	1978-82	108	497
Jim Benedict	1963-66	79	495
Austin Croshere	1993-97	121	495

Field Goal Attempts

Game	Name	Game	Attempts
	Jimmy Walker	Northwestern (12-28-66)	41
	Ernie DiGregorio	Memphis St. (3-24-73)	36
	Jimmy Walker	Boston College (2-18-67)	34
	Jimmy Walker	RHODE ISLAND (2-23-67)	33
	Ernie DiGregorio	Rhode Island (2-10-73)	33
	Marvin Barnes	AUSTIN PEAY (12-15-73)	33
	Ron Jackson	BOSTON COLLEGE (2-2-83)	32
	Eric Murdock	Arizona (12-23-90)	32
	Ernie DiGregorio	St. John's (3-3-73)	31
	Marvin Barnes	CANISIUS (2-28-74)	31
	Eric Murdock	PITTSBURGH (1-23-91)	31

#- NCAA Tournament game \$- NIT game

Season

Name	Year	Games	Attempts
Ernie DiGregorio	1972-73	31	728
Jimmy Walker	1966-67	28	659
Marvin Barnes	1973-74	32	596
Eric Murdock	1990-91	32	589
Jamel Thomas	1998-99	30	532
Kevin Stacom	1973-74	32	520
Joe Hassett	1975-76	32	514
John Egan	1960-61	29	510
Ryan Gomes	2004-05	31	498
Jimmy Walker	1965-66	27	488
Joe Hassett	1974-75	31	486
Ray Flynn	1962-63	28	481
Joe Hassett	1976-77	29	480
Ron Jackson	1982-83	29	479
Billy Donovan	1986-87	34	467

Career

Name	Years	Games	Attempts
Joe Hassett	1973-77	124	1703
Jamel Thomas	1995-99	124	1648
Ernie DeGregorio	1970-73	86	1619
Jimmy Walker	1964-67	81	1591
Eric Murdock	1987-91	117	1575
Ryan Gomes	2001-05	116	1510
Marvin Barnes	1971-74	89	1494
Bruce Campbell	1974-78	122	1475
John Egan	1958-61	80	1285
Austin Croshere	1993-97	121	1125
Jim Hadnot	1959-62	84	1121
John Thompson	1961-64	79	1100
Jim Benedict	1963-65	79	1088
Otis Thorpe	1980-84	113	1086
Bill Fields	1978-82	108	1086
Len Wilkens	1957-60	80	1086

Field Goal Percentage

Season (minimum - 100 attempts)

Name	Year	Games	FG-FGA	Pct.
Randall Hanke	2004-05	30	83-115	.722
Randall Hanke	2005-06	27	149-220	.677
Otis Thorpe	1982-83	31	204-321	.636
Bob Cooper	1976-77	29	188-302	.623
Michael Smith	1993-94	30	144-238	.605
Marques Bragg	1990-91	32	162-270	.600
John Thompson	1963-64	26	260-442	.588
Herbert Hill	2005-06	27	99-169	.586
Otis Thorpe	1983-84	29	167-288	.580
Bill Eason	1975-76	31	164-283	.580
Cal Foster	1988-89	29	77-133	.579
Abdul Shamsid-Deen	1988-89	29	71-123	.577
Herbert Hill	2004-05	30	68-118	.576
Bob Cooper	1973-74	32	171-299	.572
Ray Johnson	1970-71	28	76-135	.563
Nehru King	1972-73	29	108-192	.563

Career (minimum - 100 made)

Name	Year	Games	FG-FGA	Pct.
Randall Hanke	2004-06	57	232- 335	.693
Herbert Hill	2003-06	68	170- 293	.580
Otis Thorpe	1980-84	113	624-1086	.575
Bob Cooper	1973-77	123	596-1041	.572
Marques Bragg	1988-92	104	359- 635	.565
Michael Smith	1991-94	94	387- 699	.554
Dexter Westbrook	1964-65	26	151- 275	.549
John Thompson	1961-64	79	584-1100	.5309
Nehru King	1970-73	83	308- 584	.5273
Kevin Stacom	1972-74	63	501- 951	.5268
Billy Eason	1974-78	116	534-1021	.523
Rich Hunger	1977-81	105	237- 454	.522
Ray Knight	1982-85	87	201- 381	.520
Ryan Gomes	2001-05	116	784-1510	.5192
Ruben Garces	1995-97	65	243- 468	.5192
Jim Hadnot	1959-62	84	582-1121	.5191
Marvin Barnes	1971-74	89	770-1494	.515



Yearly Field Goal Pct. Leaders (100 Attempts)

Season	Player	Games	FG	FGA	Pct.
1949-50	Jim Schlimm	22	144	292	.493
1951-52	Robert Prendergast	19	53	117	.452
1952-53	Robert Prendergast	22	82	192	.427
1954-55	John Ritch	19	114	250	.456
1955-56	Lionel Jenkins	22	61	133	.457
1956-57	Ed Donohue	21	77	190	.405
1957-58	Lenny Wilkens	24	137	316	.434
1958-59	John Egan	24	181	418	.433
1959-60	James Hadnot	29	170	334	.509
1960-61	James Hadnot	29	214	430	.498
1961-62	James Hadnot	26	198	357	.554
1962-63	John Thompson	28	208	395	.527
1963-64	John Thompson	26	260	442	.588
1964-65	Dexter Westbrook	26	151	275	.549
1965-66	William Blair	27	122	229	.532
1966-67	Alphonse Hayes	28	135	255	.529
1967-68	Craig Callen	24	154	309	.494
1968-69	Ray Johnson	24	83	162	.512
1969-70	Craig Callen	25	60	121	.496
1970-71	Ray Johnson	28	76	135	.563
1971-72	Larry Ketvirtis	27	59	106	.557
1972-73	Nehru King	29	108	192	.563
1973-74	Bob Cooper	32	171	299	.572
1974-75	Bob Cooper	30	140	258	.543
1975-76	Bill Eason	31	164	283	.580
1976-77	Bob Cooper	30	140	258	.580
1977-78	Bill Eason	32	168	333	.505
1978-79	Rudy Williams	26	186	362	.514
1979-80	Ricky Tucker	27	94	198	.474
1980-81	Rich Hunger	28	111	205	.541
1981-82	Otis Thorpe	27	153	283	.541
1982-83	Otis Thorpe	31	204	321	.636
1983-84	Otis Thorpe	29	167	288	.580
1984-85	Harold Starks	31	81	148	.547
1985-86	David Kipfer	31	116	224	.518
1986-87	Steve Wright	34	103	190	.542
1987-88	Quinton Burton	28	91	170	.535
1988-89	Cal Foster	29	77	133	.579
1989-90	Marques Bragg	29	60	107	.561
1990-91	Marques Bragg	32	162	270	.600
1991-92	Marques Bragg	30	124	230	.539
1992-93	Michael Smith	33	135	243	.556
1993-94	Michael Smith	30	144	238	.605
1994-95	Troy Brown	30	136	257	.529
1995-96	Ruben Garces	30	94	191	.492
1996-97	Ruben Garces	35	149	277	.538
1997-98	Erron Maxey	29	90	162	.556
1998-99	Erron Maxey	30	118	236	.500
1999-00	Erron Maxey	30	188	394	.477
2000-01	Karim Shabazz	28	91	163	.558
2001-02	Ryan Gomes	24	132	236	.559
2002-03	Rob Sanders	27	74	135	.548
2003-04	Ryan Gomes	29	192	379	.507
2004-05	Randall Hanke	30	83	115	.722
2005-06	Randall Hanke	27	149	220	.677

Three Point Field Goals Made

Game	Player	Goals
Notre Dame (2-23-00)	Donta Wade	10
VIRGINIA (2-2-05)	Donnie McGrath	9
AMERICAN (11-28-86)	Ernie Lewis	8
Villanova (1-10-87)	Delray Brooks	8
GEORGETOWN (1-13-88)	Delray Brooks	7
Miami (1-20-87)	Billy Donovan	7
PITTSBURGH (1-23-91)	Eric Murdock	7
ARIZONA (12-22-92)	Trent Forbes	7
SYRACUSE (12-3-95)	Michael Brown	7
SYRACUSE (1-5-02)	Chris Anrin	6
MAINE (12-27-86)	Billy Donovan	6
MAINE (12-27-86)	Delray Brooks	6
SETON HALL (2-17-87)	Ernie Lewis	6
Alabama-Birmingham # (3-12-87)	Billy Donovan	6
Austin Peay # (3-23-87)	Ernie Lewis	6
MARIST (1-2-88)	Delray Brooks	6
CONNECTICUT (1-19-94)	Michael Brown	6
NOTRE DAME (12-8-98)	Sean Connolly	6
VILLANOVA (1-31-01)	John Linehan	6
Villanova (2-11-04)	Donnie McGrath	6

PROVIDENCE



Delray BROOKS

Season

Name	Year	Games	Goals
Billy Donovan	1986-87	34	97
Ernie Lewis	1986-87	34	95
Donnie McGrath	2005-06	27	77
Donnie McGrath	2004-05	30	72
Delray Brooks	1987-88	28	67
Donnie McGrath	2003-04	29	67
Delray Brooks	1986-87	28	66
Jamel Thomas	1996-97	36	65
Sean Connolly	1998-99	30	64
Austin Croshere	1996-97	36	61
Abdul Mills	2001-02	29	61

Career

Name	Years	Games	Goals
Donnie McGrath	2002-06	118	274
Jamel Thomas	1995-99	124	201
Eric Murdock	1987-91	117	169
Michael Brown	1992-96	123	167
Sheiku Kabba	2000-04	122	148
Austin Croshere	1993-97	121	147
Chris Watts	1987-91	116	139
John Linehan	1997-02	122	135
Delray Brooks	1986-88	56	133
Abdul Mills	1999-02	90	126
Chris Anrin	2000-04	104	118
Maris Laksa	2000-04	89	111

Three Point Field Goal Attempts

Game

Name	Game	Attempts
Donta Wade	Notre Dame (2-23-00)	17
Billy Donovan	Miami (1-20-87)	16
Ernie Lewis	AMERICAN (11-28-86)	15
Billy Donovan	MAINE (12-27-86)	15
Delray Brooks	MARIST (1-2-88)	15
Ernie Lewis	SETON HALL (2-17-87)	14
Ernie Lewis	Austin Peay # (3-14-87)	14
Dwight Brewington	SYRACUSE (1-15-05)	14
Ernie Lewis	TULSA (11-29-86)	13
Billy Donovan	SIENA (12-11-86)	13
Eric Murdock	Seton Hall (2-25-89)	13
Chris Watts	OKLAHOMA \$ (3-20-91)	13
Trent Forbes	ARIZONA (12-22-92)	13
Sean Connolly	NOTRE DAME (12-8-98)	13

Season

Name	Year	Games	Attempts
Billy Donovan	1986-87	34	237
Ernie Lewis	1986-87	34	220
Donnie McGrath	2005-06	27	218
Abdul Mills	2001-02	29	184
Jamel Thomas	1998-99	30	183
Delray Brooks	1987-88	28	182
Donnie McGrath	2003-04	29	182
Jamel Thomas	1997-98	29	178
Donnie McGrath	2002-03	32	178
Austin Croshere	1996-97	36	175
Donnie McGrath	2004-05	30	175
Sean Connolly	1998-99	30	165
Jamel Thomas	1996-97	36	162

Career

Name	Years	Games	Attempts
Donnie McGrath	2002-06	118	753
Jamel Thomas	1995-99	124	587
Eric Murdock	1987-91	117	477
Austin Croshere	1993-97	121	432
Sheiku Kabba	2000-04	122	423
Michael Brown	1992-96	123	420
John Linehan	1997-02	122	387
Abdul Mills	1999-02	90	381
Chris Watts	1987-91	116	365
Delray Brooks	1986-88	56	339
Christopher Anrin	2000-04	104	337
Rob Phelps	1991-94	94	325



FIELD GOALS FREE THROWS

Three Point Field Goal Percentage

Game (minimum - 5 attempts)	Name	Game	Percentage
	Dwight Bewington	PENNSYLVANIA (11-18-04)	5-5 1.000
	Delray Brooks	Villanova (1-10-87)	8-9 .889
	John Linehan	VILLANOVA (1-31-01)	6-7 .857
	Billy Donovan	ALABAMA # (3-19-87)	5-6 .833
	Matt Palazzi	SOUTH ALABAMA (11-26-88)	5-6 .833
	Eric Murdock	ST. JOHN'S (2-9-91)	5-6 .833
	Michael Brown	Notre Dame (1-29-94)	5-6 .833
	Abdul Mills	GEORGETOWN (2-10-01)	5-6 .833
	Sheiku Kabba	WEST VIRGINIA (1-17-04)	5-6 .833

Season (minimum - 40 attempts)

Name	Year	Games	FG-FGA	Pct.
Sheiku Kabba	2000-01	31	20- 43	.465
Matt Palazzi	1988-89	29	57-123	.463
Darryl Wright	1986-87	33	19- 41	.463
Maris Laksa	2000-01	31	44- 96	.458
Carlton Screen	1989-90	29	36- 79	.456
Michael Brown	1995-96	30	53-118	.449
Ernie Lewis	1986-87	34	95-220	.432
Chris Watts	1989-90	29	45-105	.429
Michael Brown	1992-93	33	24- 56	.429
Chris Anrin	2003-04	23	20- 47	.426

Career (minimum - 75 attempts)

Name	Year	Games	FG-FGA	Pct.
Matt Palazzi	1985-89	91	57-123	.463
Ernie Lewis	1983-87	102	95-220	.432
Carlton Screen	1986-90	109	48-116	.414
Billy Donovan	1983-87	122	97-237	.409
Borja Larragan	1994-96	49	37- 93	.3978
Michael Brown	1992-96	123	167-420	.3976
Delray Brooks	1986-88	56	133-339	.392
Sean Connolly	1998-99	30	64-165	.388
Darryl Wright	1985-89	119	69-180	.383
Maris Laksa	2000-04	89	111-293	.379

Yearly Three Point Field Goals Leaders

Season	Player	Games	FG
1986-87	Billy Donovan	34	97
1987-88	Delray Brooks	28	67
1988-89	Matt Palazzi	29	57
1989-90	Chris Watts	29	45
1990-91	Chris Watts	32	57
1991-92	Rob Phelps	31	46
1992-93	Tony Turner	33	55
1993-94	Michael Brown	30	52
1994-95	Michael Brown	30	38
1995-96	Michael Brown	30	53
1996-97	Jamel Thomas	36	65
1997-98	Jamel Thomas	29	54
1998-99	Sean Connolly	30	64
1999-00	Donta Wade	29	49
2000-01	Romuald Augustin	31	45
2001-02	Abdul Mills	29	61
2002-03	Donnie McGrath	32	58
2003-04	Donnie McGrath	29	67
2004-05	Donnie McGrath	30	72
2005-06	Donnie McGrath	27	77

Yearly Three Point Field Attempts Leaders

Season	Player	Games	Attempts
1986-87	Billy Donovan	34	237
1987-88	Delray Brooks	28	182
1988-89	Eric Murdock	29	126
1989-90	Eric Murdock	28	115
1990-91	Eric Murdock	32	160
1991-92	Rob Phelps	31	151
1992-93	Tony Turner	33	134
1993-94	Michael Brown	30	145
1994-95	Michael Brown	30	101
1995-96	Austin Croshere	30	141
1996-97	Austin Croshere	36	175
1997-98	Jamel Thomas	29	178
1998-99	Jamel Thomas	30	183
1999-00	Donta Wade	29	138
2000-01	Romuald Augustin	31	112
2001-02	Abdul Mills	29	184
2002-03	Donnie McGrath	32	178
2003-04	Donnie McGrath	29	182
2004-05	Donnie McGrath	30	175
2005-06	Donnie McGrath	27	218

Yearly Three Pt. Field Goal Pct. Leaders (minimum - 40 attempts)

Season	Player	Games	FG	FGA	Pct.
1986-87	Darryl Wright	33	19	41	.463
1987-88	Darryl Wright	28	38	101	.376
1988-89	Matt Palazzi	29	57	123	.463
1989-90	Carlton Screen	29	36	79	.456
1990-91	Ken McDonald	25	39	108	.361
1991-92	Tony Turner	31	16	41	.390
1992-93	Michael Brown	33	24	56	.429
1993-94	Rob Phelps	30	32	85	.376
1994-95	Michael Brown	30	38	101	.376
1995-96	Michael Brown	30	53	118	.449
1996-97	Jamel Thomas	36	65	162	.401
1997-98	John Linehan	29	22	62	.355
1998-99	Sean Connolly	30	64	165	.388
1999-00	Donta Wade	29	49	138	.355
2000-01	Sheiku Kabba	31	20	43	.465
2001-02	Christopher Anrin	29	45	128	.352
2002-03	Romuald Augustin	23	31	79	.392
2003-04	Rob Sanders	21	23	57	.404
2004-05	Donnie McGrath	30	72	175	.411
2005-06	Charles Burch	27	16	40	.400

Free Throws Made

Game	Name	Game	Free Throws
	Eric Murdock	VILLANOVA (3-2-91)	18
	Jimmy Walker	BOSTON COLLEGE (1-15-66)	18
	Eric Murdock	Seton Hall (1-2-91)	17
	Jimmy Walker	Holy Cross (2-25-67)	17
	Robert Moran	SPRINGFIELD (1-17-53)	16
	Eric Murdock	RHODE ISLAND (12-8-90)	16
	Billy Donovan	Georgetown (3-21-87)	16
	Rudy Williams	Brown (1-9-80)	15
	Austin Croshere	Marquette (3-14-97)	15
	Ryan Gomes	TEXAS (1-5-04)	15
	Mike Pascale	RHODE ISLAND (2-2-56)	14
	Jimmy Walker	SETON HALL (1-26-67)	14
	Marty Conlon	SYRACUSE (2-18-89)	14
	Eric Murdock	Boston College (12-11-90)	14
	Franklin Western	SYRACUSE (1-25-94)	14
	Jamel Thomas	Villanova (2-20-99)	14



Season


Name	Year	Games	Free Throws
Eric Murdock	1990-91	32	238
Jimmy Walker	1966-67	28	205
Billy Donovan	1966-67	34	199
Austin Croshere	1996-97	36	182
Jimmy Walker	1965-66	27	166
Ryan Gomes	2002-03	32	163
Otis Thorpe	1983-84	29	162
John Thompson	1963-64	26	161
Jamel Thomas	1997-98	29	156
Bob Moran	1953-54	26	153
Jamel Thomas	1998-99	30	153
John Egan	1958-59	24	140
Bob Moran	1952-53	22	139
Marty Conlon	1989-90	29	138
Eric Williams	1993-94	30	138

Career

Name	Years	Games	Free Throws
Ryan Gomes	2001-05	116	489
Jimmy Walker	1964-67	81	481
Eric Murdock	1987-91	117	478
Bob Moran	1951-54	69	417
Jamel Thomas	1995-99	124	410
Austin Croshere	1993-97	121	386
Otis Thorpe	1980-84	113	377
Bruce Campbell	1974-78	122	357
Dickey Simpkins	1990-94	125	357
John Thompson	1961-64	79	352
Marty Conlon	1986-90	103	348
John Egan	1958-61	80	336
Michael Smith	1991-94	94	336
Billy Donovan	1983-87	122	327
Mike Pascale	1954-57	66	327



Free Throw Attempts



Bill BLAIR

Game	Name	Game	Attempts
	Rudy Williams	Brown (1-9-80)	22
	Jimmy Walker	Holy Cross (2-25-67)	21
	Jimmy Walker	BOSTON COLLEGE (1-15-66)	20
	Eric Murdock	VILLANOVA (3-2-91)	20
	Jamel Thomas	Villanova (2-20-99)	19
	Eric Murdock	Arizona (12-23-90)	18
	Eric Williams	GEORGETOWN (3-7-94)	18
	Marty Conlon	SYRACUSE (2-18-89)	17
	Eric Murdock	Seton Hall (1-2-91)	17
	Austin Croshere	PITTSBURGH (2-10-96)	17
	God Shammgod	RHODE ISLAND (12-10-96)	17
	Ryan Gomes	TEXAS (1-5-04)	17

Season

Name	Year	Games	Attempts
Eric Murdock	1990-91	32	293
Jimmy Walker	1966-67	28	256
Otis Thorpe	1983-84	29	248
John Thompson	1963-64	26	242
Billy Donovan	1986-87	34	236
Jim Hadnot	1960-61	29	220
Michael Smith	1992-93	33	218
Jimmy Walker	1965-66	27	215
Eric Williams	1993-94	30	209
Bob Moran	1952-53	22	206
Austin Croshere	1996-97	36	205
Jamel Thomas	1998-99	30	203
Michael Smith	1991-92	31	202
Jamel Thomas	1997-98	29	200
Eric Williams	1994-95	30	195
Ryan Gomes	2002-03	32	194

Career

Name	Years	Games	Attempts
Ryan Gomes	2001-05	116	620
Jimmy Walker	1964-67	81	614
Eric Murdock	1987-91	117	610
Otis Thorpe	1980-84	113	577
Michael Smith	1991-94	94	560
Jamel Thomas	1995-99	124	557
Dickey Simpkins	1990-94	125	553
John Thompson	1961-64	79	546
Jim Hadnot	1959-62	84	496
Bruce Campbell	1974-78	122	478
Austin Croshere	1993-97	121	458
Marty Conlon	1986-90	103	455
Mike Pascale	1954-57	66	449
Marvin Barnes	1971-74	89	446

Free Throw Percentage

Season (minimum - 40 attempts)

Name	Years	Games	FT-FTA	Pct.
Joe Hassett	1976-77	29	64- 68	.941
Donnie McGrath	2004-05	30	40- 43	.930
John Linehan	1997-98	29	49- 54	.907
Bill Blair	1965-66	27	101-112	.902
Sharaud Curry	2005-06	27	49- 55	.891
Austin Croshere	1996-97	36	182-205	.888
Maris Laksa	2000-01	31	67- 76	.882
Ryan Gomes	2003-04	29	134-154	.870
Fran Costello	1971-72	27	52- 60	.867
Carlton Screen	1989-90	29	136-157	.866
Mark McAndrew	1974-75	31	82- 95	.863
Kevin Stacom	1972-73	31	75- 87	.862
Matt Palazzi	1984-85	30	42- 49	.857
Sean Connolly	1998-99	30	60- 70	.857
Donnie McGrath	2005-06	27	60- 70	.857
John Linehan	2000-01	26	77- 90	.856

Career (minimum - 100 attempts)

Name	Years	Games	FT-FTA	Pct.
Joe Hassett	1973-77	124	148-171	.865
Bill Blair	1963-66	77	231-271	.852
John Linehan	1997-02	122	273-322	.848
Mark McAndrew	1972-76	105	128-151	.848
Austin Croshere	1993-97	121	386-458	.843
Matt Palazzi	1984-89	91	120-143	.839
Delray Brooks	1986-88	56	144-172	.837
Donnie McGrath	2002-06	118	178-213	.836
Maris Laksa	2000-04	89	153-183	.836
Kevin Stacom	1972-74	63	141-169	.834
Kendrick Moore	1997-99	51	121-147	.823
John Egan	1958-61	80	336-441	.818
Billy Donovan	1983-87	122	327-402	.813
Gary Bello	1972-75	74	82-101	.812
Ernie DiGregorio	1970-73	86	246-303	.812

Yearly Free Throw Pct. Leaders (40 Att.)

Season	Player	Games	FT	FTA	Pct.
1940-41	Horace Marone	17	35	57	.614
1948-49	Alex Becker	26	30	46	.652
1949-50	Jim Schlimm	22	68	99	.686
1951-52	Robert Moran	17	106	142	.746
1952-53	Henry McQueeney	22	111	147	.755
1954-55	Mike Pascale	21	110	160	.688
1955-56	Mike Pascale	22	114	139	.820
1956-57	Gordie Holmes	7	31	41	.756
1957-58	Edward Donohue	24	53	80	.663
1958-59	John Egan	24	140	170	.821
1959-60	John Egan	27	90	112	.804
1960-61	Vin Ernst	29	67	80	.838
1961-62	Vin Ernst	26	100	125	.800
1962-63	James Stone	26	85	111	.766
1963-64	Robert Kovalski	26	59	73	.808
1964-65	William Blair	26	95	117	.811
1965-66	William Blair	27	101	112	.902
1966-67	James Walker	28	205	256	.807
1967-68	Anthony Koski	25	79	115	.686
1968-69	James Larranaga	24	109	133	.820
1969-70	James Larranaga	25	98	128	.766
1970-71	Ernest DiGregorio	28	88	106	.830
1971-72	Francis Costello	27	52	60	.867
1972-73	Kevin Stacom	31	75	87	.862
1973-74	Kevin Stacom	32	66	82	.805
1974-75	Mark McAndrew	31	82	95	.863
1975-76	Joe Hassett	32	48	57	.842
1976-77	Joe Hassett	29	64	68	.941
1977-78	Bruce Campbell	31	133	180	.739
1978-79	David Frye	25	43	54	.796
1979-80	Rudy Williams	27	95	132	.719
1980-81	Rich Hunger	28	115	152	.756
1981-82	Ricky Tucker	27	44	55	.800
1982-83	Ron Jackson	29	85	110	.772
1983-84	Keith Lomax	28	37	53	.698
1984-85	Matt Palazzi	30	42	49	.857
1985-86	Alan Roth	31	94	111	.847
1986-87	Billy Donovan	34	199	236	.843
1987-88	Delray Brooks	28	76	89	.854
1988-89	Eric Murdock	29	99	130	.762
1989-90	Carlton Screen	29	136	157	.866
1990-91	Eric Murdock	32	238	293	.812
1991-92	Trent Forbes	30	61	75	.813
1992-93	Michael Brown	33	60	73	.822
1993-94	Franklin Western	20	53	66	.803
1994-95	Michael Brown	30	36	45	.800
1995-96	Austin Croshere	30	109	128	.852
1996-97	Austin Croshere	36	182	205	.888
1997-98	John Linehan	29	49	54	.907
1998-99	Sean Connolly	30	60	70	.857
1999-00	Abdul Mills	30	45	67	.672
2000-01	Maris Laksa	31	67	76	.882
2001-02	John Linehan	31	97	116	.836
2002-03	Maris Laksa	28	37	44	.841
2003-04	Ryan Gomes	29	134	154	.870
2004-05	Donnie McGrath	30	40	43	.930
2005-06	Sharaud Curry	27	49	55	.891



REBOUNDS

Rebounds

PROVIDENCE



Marvin BARNES

Game Name	Game	Rebounds
Marvin Barnes	BUFFALO STATE (12-8-71)	34
Marvin Barnes	ASSUMPTION (2-22-73)	30
Marvin Barnes	FAIRFIELD (12-11-72)	28
Marvin Barnes	BROWN (2-12-74)	27
Marvin Barnes	Seton Hall (2-9-74)	26
Michael Smith	SYRACUSE (1-25-94)	26
John Ritch	RHODE ISLAND (2-16-55)	25
Jim Hadnot	St. Bonaventure (2-9-60)	25
Jim Hadnot	BOSTON COLLEGE (2-19-60)	25
Jim Hadnot	HOLY CROSS (3-3-62)	25
Marvin Barnes	St. Francis (12-21-71)	25
Marvin Barnes	FAIRFIELD (1-19-72)	25

Season

Name	Year	Games	Rebounds	Average
Marvin Barnes	1973-74	32	597	18.66
Marvin Barnes	1972-73	30	571	19.03
Jim Hadnot	1960-61	29	475	16.38
Jim Hadnot	1959-60	39	473	16.31
Marvin Barnes	1972-72	27	424	15.70
John Thompson	1962-63	28	392	14.00
John Thompson	1963-64	26	378	14.54
Michael Smith	1992-93	33	375	11.36
Jim Hadnot	1961-62	26	351	13.50
Michael Smith	1993-94	30	344	11.47
Michael Smith	1991-92	31	319	10.29
Dexter Westbrook	1964-65	26	314	12.08
Tony Koski	1966-67	28	313	11.18
Ryan Gomes	2002-03	32	311	9.72
Otis Thorpe	1983-84	29	300	10.34

Career

Name	Years	Games	Rebounds	Average
Marvin Barnes	1971-74	89	1592	17.89
Jim Hadnot	1959-62	74	1299	15.46
John Thompson	1961-64	79	1061	13.43
Michael Smith	1991-94	94	1038	11.04
Ryan Gomes	2001-05	116	1028	8.86
Bruce Campbell	1974-78	122	949	7.78
Otis Thorpe	1980-84	113	902	7.98
Billy Eason	1974-78	116	800	6.90
Dickey Simpkins	1990-94	125	790	6.32
Bob Cooper	1973-77	123	768	6.24
Erron Maxey	1997-01	120	738	6.15
Jamel Thomas	1995-99	124	733	5.91
Bob Misevicius	1974-78	109	722	6.62
John Woods	1957-60	74	675	9.11
Steve Wright	1984-88	123	672	5.46
Mike Riordan	1964-67	81	663	8.19
Ray Johnson	1968-71	77	663	8.61

Rebound Average

Season

Name	Year	Games	Rebounds	Average
Marvin Barnes	1972-73	30	571	19.03
Marvin Barnes	1973-74	32	597	18.66
Jim Hadnot	1960-61	29	475	16.38
Jim Hadnot	1959-60	29	473	16.31
Marvin Barnes	1971-72	27	424	15.70
John Thompson	1963-64	26	378	14.54
John Ritch	1954-55	19	271	14.26
John Thompson	1962-63	28	392	14.00
Jim Hadnot	1961-62	26	351	13.50
Dexter Westbrook	1964-65	26	314	12.08
John Thompson	1961-62	25	291	11.64
Ken Kerr	1954-55	21	243	11.57
Michael Smith	1993-94	30	344	11.47
Michael Smith	1992-93	33	375	11.36
Tony Koski	1967-68	25	281	11.24

Career

Name	Years	Games	Rebounds	Average
Marvin Barnes	1971-74	89	1592	17.89
Jim Hadnot	1959-62	84	1299	15.46
John Thompson	1961-64	79	1061	13.43
John Ritch	1954-57	66	508	12.09
Dexter Westbrook	1964-65	26	314	12.07
Tony Koski	1966-68	53	594	11.21
Michael Smith	1991-94	94	1038	11.04
Ken Kerr	1951-55	38	363	9.56
John Woods	1957-60	74	675	9.12
Geoff McDermott	2005-06	27	243	9.00
Ryan Gomes	2001-05	116	1028	8.86
Bob Kovalski	1962-66	75	647	8.63
Ray Johnson	1968-71	77	663	8.61
Mike Riordan	1964-67	81	663	8.19

Offensive Rebounds

Game

Name	Game	Rebounds
Michael Smith	SETON HALL (1-9-93)	14
Erron Maxey	BOSTON COLLEGE (2-26-00)	12
Michael Smith	ST. JOHN'S (1-18-92)	11
Marques Bragg	LIBERTY (12-29-90)	11
Marques Bragg	OKLAHOMA (3-20-91)	11
Bill Eason	Pittsburgh (3-18-75)	11
Michael Smith	SYRACUSE (1-25-94)	10
Marques Bragg	VERMONT (12-21-91)	10
Michael Smith	CONNECTICUT (1-22-92)	10
Otis Thorpe	BOSTON COLLEGE (1-11-84)	9
Rich Hunger	GEORGETOWN (2-25-81)	9
Erron Maxey	IONA (1-5-98)	9
Karim Shabazz	Boston College (1-8-00)	9
Marcus Douthit	BROWN (12-23-00)	9
Geoff McDermott	Marquette (3-4-06)	9

PROVIDENCE



Michael SMITH

Season

Name	Year	Rebounds
Michael Smith	1992-93	143
Michael Smith	1992-92	121
Marques Bragg	1990-91	120
Michael Smith	1993-94	118
Erron Maxey	1999-00	117
Marques Bragg	1991-92	114
Ruben Garces	1996-97	112
Ryan Gomes	2003-04	109
Ryan Gomes	2002-03	106
Derrick Brown	1996-97	99
Bruce Campbell	1975-76	97
Erron Maxey	2000-01	95
Dickey Simpkins	1992-93	94

Career

Name	Years	Rebounds
Ryan Gomes	2001-05	387
Michael Smith	1991-94	382
Erron Maxey	1997-01	352
Dickey Simpkins	1990-94	312
Marques Bragg	1988-92	288
Jamel Thomas	1995-99	246
Austin Croshere	1993-97	230
Marty Conlon	1986-90	221
Steve Wright	1984-88	211
Ruben Garces	1995-97	206
Troy Brown	1990-95	200
Derrick Brown	1995-97	186
Abdul Shamsid-Deen	1986-90	179
Eric Murdock	1987-91	155
Karim Shabazz	1999-01	154
Eric Williams	1993-94	150



REBOUNDS, GAMES, MINUTES

Yearly Rebounding Leaders

Season	Player	Games	Rebounds	Average
1951-52	James Schlimm	19	158	8.3
1952-53	Robert Prendergast	22	162	7.8
1954-55	John Ritch	19	271	14.2
1955-56	John Ritch	23	237	10.3
1957-58	John Woods	24	203	8.4
1958-59	John Woods	27	259	9.6
1959-60	James Hadnot	29	473	16.3
1960-61	James Hadnot	29	475	16.4
1961-62	James Hadnot	26	351	13.5
1962-63	John Thompson	28	392	14.0
1963-64	John Thompson	26	378	14.5
1964-65	Dexter Westbrook	26	314	12.1
1965-66	Michael Riordan	27	247	9.1
1966-67	Anthony Koski	28	313	11.2
1967-68	Anthony Koski	25	281	11.2
1968-69	Raymond Johnson	24	251	10.4
1969-70	Raymond Johnson	25	262	10.4
1970-71	Nehru King	28	171	6.1
1971-72	Marvin Barnes	27	424	15.7
1972-73	Marvin Barnes	30	571	19.0
1973-74	Marvin Barnes	32	597	18.7
1974-75	Bill Eason	30	236	7.9
1975-76	Bruce Campbell	32	272	8.5
1976-77	Bruce Campbell	29	234	8.1
1977-78	Bill Eason	32	265	8.3
1978-79	Rudy Williams	26	235	9.0
1979-80	Rudy Williams	27	206	7.6
1980-81	Rich Hunger	28	189	6.7
1981-82	Otis Thorpe	27	216	8.0
1982-83	Otis Thorpe	31	249	8.0
1983-84	Otis Thorpe	29	300	10.3
1984-85	Ray Knight	31	186	6.0
1985-86	Steve Wright	31	226	7.3
1986-87	David Kipfer	34	180	5.3
1987-88	Steve Wright	28	181	6.5
1988-89	Marty Conlon	29	202	7.0
1989-90	Marty Conlon	29	220	7.5
1990-91	Marques Bragg	32	280	8.8
1991-92	Michael Smith	31	319	10.3
1992-93	Michael Smith	33	375	11.4
1993-94	Michael Smith	30	344	11.5
1994-95	Troy Brown	30	237	7.9
1995-96	Ruben Garces	30	225	7.5
1996-97	Ruben Garces	35	272	7.8
1997-98	Jamel Thomas	29	200	6.9
1998-99	Jamel Thomas	30	217	7.2
1999-00	Karim Shabazz	21	172	8.2
2000-01	Karim Shabazz	28	208	7.4
2001-02	Ryan Gomes	24	188	7.8
2002-03	Ryan Gomes	32	311	9.7
2003-04	Ryan Gomes	29	274	9.4
2004-05	Ryan Gomes	31	255	8.2
2005-06	Geoff McDermott	27	243	9.0

Games

Career		Years	Games
Name			
Dickey Simpkins	1990-94		125
Joe Hassett	1973-77		124
Jamel Thomas	1995-99		124
Bob Cooper	1973-77		123
Steve Wright	1984-88		123
Michael Brown	1992-96		123
John Linehan	1997-02		122
Bruce Campbell	1974-79		122
Billy Donovan	1983-87		122
Sheiku Kabba	2000-04		122
Marcus Douthit	2000-04		122

Games Started

Career		Years	Starts
Name			
Donnie McGrath	2002-06		117
Ryan Gomes	2001-05		115
Erron Maxey	1997-01		109
John Linehan	1997-02		106
Michael Brown	1992-96		104
Bruce Campbell	1974-78		101
Eric Murdock	1987-90		100

Minutes

Season		
Name	Year	Minutes
Billy Donovan	1986-87	1234
God Shammgod	1996-97	1221
Austin Croshere	1996-97	1192
Ryan Gomes	2004-05	1161
Marvin Barnes	1973-74	1158
Ryan Gomes	2002-03	1152
Kevin Stacom	1973-74	1140
Dwight Williams	1977-78	1139
Joe Hassett	1975-76	1131
Ernie DiGregorio	1972-73	1116
Eric Murdock	1990-91	1111
Jimmy Walker	1966-67	1111
Kevin Stacom	1972-73	1111
Jamel Thomas	1996-97	1101
Ron Jackson	1982-83	1100
Derrick Brown	1996-97	1085
Joe Hassett	1976-77	1082

Career

Name	Years	Minutes
Donnie McGrath	2002-06	4128
Ryan Gomes	2001-05	4077
Joe Hassett	1973-77	3809
Bruce Campbell	1974-78	3764
Jamel Thomas	1995-99	3707
Otis Thorpe	1980-84	3702
Eric Murdock	1987-91	3648
Michael Brown	1992-96	3590
Dickey Simpkins	1990-94	3343
Ricky Tucker	1979-83	3304
John Linehan	1997-02	3257
Billy Eason	1974-78	3225
Ernie DiGregorio	1970-73	3154
Jimmy Walker	1965-67	3141
Marvin Barnes	1971-74	3134
Erron Maxey	1997-01	3055
Bob Misevicius	1974-78	3045
Bob Cooper	1973-77	3023
Billy Donovan	1983-87	2971
Jim Benedict	1963-66	2938
Billy Fields	1978-82	2920

Minutes Played Per Game

Season				
Name	Year	Games	Minutes	Mins/Gm
Jimmy Walker	1966-67	28	1111	39.68
Jimmy Walker	1965-66	27	1034	39.30
Bob Kovalski	1963-64	26	1001	38.50
John Thompson	1963-64	26	996	38.31
Jim Benedict	1965-66	27	1034	38.30
Ernie DiGregorio	1971-72	27	1026	38.00
Ron Jackson	1981-82	27	1026	38.00
Mike Riordan	1966-67	28	1062	37.93
Ron Jackson	1982-83	29	1100	37.93
Don Lewis	1971-72	24	907	37.80

Career

Name	Years	Games	Minutes	Mins/Gm
Jimmy Walker	1964-67	81	3141	38.78
Ron Jackson	1981-83	56	2128	38.00
James Benedict	1963-66	79	2938	37.19
Ernie DiGregorio	1970-73	86	3154	36.67
Kevin Stacom	1972-74	63	2249	35.70
Mike Riordan	1964-67	81	2863	35.35
Marvin Barnes	1971-74	89	3133	35.20
Ryan Gomes	2001-05	116	4077	35.15
Donnie McGrath	2002-06	118	4128	34.98
Dwight Williams	1976-78	61	2080	34.10
Otis Thorpe	1980-84	113	3702	32.76



Assists

PROVIDENCE



Ernie DiGREGORIO

Game	Name	Game	Assists
	Vin Ernst	DePAUL (2-7-63)	16
	Vin Ernst	CATHOLIC (2-9-63)	16
	Carlton Screen	Syracuse (1-20-90)	16
	Jim Larranaga	VCU (12-8-69)	15
	Ernie DiGregorio	DePAUL (2-25-71)	14
	Ernie DiGregorio	St. Francis (12-9-72)	14
	Ernie DiGregorio	LOYOLA (1-15-72)	14
	Ernie DiGregorio	U. California LA (1-20-73)	13
	Gary Bello	DRAKE (12-27-74)	13
	Ricky Tucker	CANISIUS (2-4-80)	13
	John Nolan	LONG ISLAND (2-7-79)	13
	Ricky Tucker	PITTSBURGH (2-28-83)	13
	Abdul Abdullah	Syracuse (2-15-94)	13
	Vin Ernst	SCRANTON (1-26-61)	13
	Vin Ernst	BROWN (1-31-61)	13
	Vin Ernst	CANISIUS (1-25-61)	13
	Vin Ernst	DAYTON (1-31-63)	13
	Vin Ernst	ST. JOSEPH'S (2-26-63)	13
	Ernie DiGregorio	ST. BONAVENTURE (3-3-71)	13
	God Shammgod	WEST VIRGINIA (1-20-96)	13
	Donnie McGrath	OHIO UNIV. (11-30-02)	13

Season

Name	Year	Games	Assists	Average
Ernie DiGregorio	1972-72	31	267	8.61
Vin Ernst	1962-63	28	243	8.68
Billy Donovan	1986-87	34	243	7.15
Abdul Abdullah	1993-94	30	241	8.03
God Shammgod	1996-97	36	239	6.64
Ernie DiGregorio	1971-72	27	214	7.93
Carlton Screen	1989-90	29	202	6.97
Carlton Screen	1988-89	29	198	6.83
God Shammgod	1995-96	29	189	6.52
Ricky Tucker	1982-83	31	188	6.06
Ernie DiGregorio	1970-71	28	181	6.46
Abdul Abdullah	1992-93	32	181	5.66
Kevin Stacom	1973-74	32	169	5.30
Bob Misevicius	1977-78	30	164	5.47
Bob Misevicius	1975-76	32	152	4.75

Career

Name	Years	Games	Assists	Average
Ernie DiGregorio	1970-73	86	662	7.70
Billy Donovan	1983-87	122	546	4.48
Carlton Screen	1986-90	109	532	4.88
Ricky Tucker	1979-83	113	520	4.60
Bob Misevicius	1974-78	109	490	4.50
Eric Murdock	1987-91	117	487	4.16
Vin Ernst	1960-63	83	487	5.87
John Linehan	1997-02	122	450	3.69
God Shammgod	1995-97	65	428	6.58
Jimmy Walker	1964-67	81	426	5.26
Donnie McGrath	2002-06	118	426	3.61
Abdul Abdullah	1992-94	62	422	6.81
Michael Brown	1992-96	123	359	2.92
Len Wilkens	1957-60	80	358	4.48
Harold Starks	1982-86	117	353	3.02
Joe Hassett	1973-77	124	341	2.75

Assists Average

Season	Name	Year	Games	Assists	Average
	Vin Ernst	1962-63	28	243	8.68
	Ernie DiGregorio	1972-73	31	267	8.61
	Abdul Abdullah	1993-94	30	241	8.03
	Ernie DiGregorio	1971-72	27	214	7.93
	Billy Donovan	1986-87	34	243	7.15
	Carlton Screen	1989-90	29	202	6.97
	Carlton Screen	1988-89	29	198	6.83
	God Shammgod	1996-97	36	239	6.64
	God Shammgod	1995-96	29	189	6.52
	Ernie DiGregorio	1970-71	38	181	6.46
	Ricky Tucker	1982-83	31	188	6.06
	Abdul Abdullah	1992-93	32	181	5.66

Career

Name	Years	Games	Assists	Average
Ernie DiGregorio	1970-73	86	662	7.70
Abdul Abdullah	1992-94	62	422	6.81
God Shammgod	1995-97	65	428	6.58
Vin Ernst	1960-63	83	487	5.87
Jimmy Walker	1964-67	81	426	5.26
Carlton Screen	1986-90	109	532	4.88
Ricky Tucker	1979-83	113	520	4.60
Dwight Williams	1976-78	61	280	4.59
Bob Misevicius	1974-78	109	490	4.50
Billy Donovan	1983-87	122	546	4.48
Lenny Wilkens	1957-60	80	358	4.48
Eric Murdock	1987-91	117	487	4.16

Assist/Turnover Ratio

Season (minimum - 25 turnovers)

Name	Year	Assists	Turnovers	Ratio
Ricky Tucker	1982-83	188	59	3.19-1
Carlton Screen	1988-89	198	64	3.09-1
Gary Bello	1973-74	116	38	3.05-1
Abdul Abdullah	1992-93	181	63	2.87-1
Paul Oristaglio	1977-78	77	29	2.66-1
Carlton Screen	1989-90	202	77	2.62-1
Billy Donovan	1983-84	85	33	2.58-1
Joe Hassett	1974-75	90	36	2.50-1
Chris Watts	1990-91	79	32	2.47-1
Abdul Abdullah	1993-94	241	100	2.41-1

Career (minimum - 50 turnovers)

Name	Years	Assists	Turnovers	Ratio
Abdul Abdullah	1992-94	422	163	2.59-1
Paul Oristaglio	1975-78	122	50	2.44-1
Carlton Screen	1986-90	532	237	2.24-1
Gary Bello	1972-75	257	118	2.18-1
God Shammgod	1995-97	428	197	2.17-1
Billy Donovan	1983-87	546	271	2.01-1
John Linehan	1997-02	450	227	1.98-1
Corey Wright	1996-99	290	149	1.95-1
Joe Hassett	1973-77	341	178	1.92-1
Donnie McGrath	2002-05	426	228	1.87-1

Yearly Assists Leaders

Season	Player	Games	Assists	Average
1962-63	Vin Ernst	28	243	8.7
1964-65	Jimmy Walker	26	134	5.2
1965-66	Jimmy Walker	27	148	5.5
1966-67	Jimmy Walker	28	144	5.1
1969-70	Jim Larranaga	25	80	3.2
1970-71	Ernie DiGregorio	28	181	6.5
1971-72	Ernie DiGregorio	27	214	7.9
1972-73	Ernie DiGregorio	31	267	8.6
1973-74	Kevin Stacom	32	169	5.3
1974-75	Rick Santos	31	139	4.5
1975-76	Bob Misevicius	32	152	4.8
1976-77	Dwight Williams	29	147	5.1
1977-78	Bob Misevicius	30	164	5.5
1978-79	David Frye	25	126	5.0
1979-80	Ricky Tucker	27	143	5.3
1980-81	Jim Panaggio	28	108	3.9
1981-82	Jim Panaggio	27	108	4.0
1982-83	Ricky Tucker	31	188	6.1
1983-84	Harold Starks	29	96	3.3
1984-85	Harold Starks	31	119	3.8
1985-86	Billy Donovan	31	147	4.7
1986-87	Billy Donovan	34	243	7.2
1987-88	Eric Murdock	28	106	3.8
1988-89	Carlton Screen	29	198	6.8
1989-90	Carlton Screen	29	202	7.0
1990-91	Eric Murdock	32	148	4.6
1991-92	Trent Forbes	30	103	3.4
1992-93	Abdul Abdullah	32	181	5.7
1994-94	Abdul Abdullah	30	241	8.0
1994-95	Michael Brown	30	116	3.9
1995-96	God Shammgod	29	189	6.5
1996-97	God Shammgod	36	239	6.6
1997-98	Kendrick Moore	29	93	3.2
1998-99	John Linehan	30	113	3.8
1999-00	Abdul Mills	30	65	2.2
2000-01	John Linehan	26	101	3.9
2001-02	John Linehan	31	137	4.4
2002-03	Donnie McGrath	32	138	4.3
2003-04	Donnie McGrath	29	100	3.4
2004-05	Donnie McGrath	30	115	3.8
2005-06	Sharaud Curry	27	95	3.5



TURNOVERS, STEALS

Turnovers

Season				
Name	Year	Games	Turnovers	Average
Dwight Williams	1977-78	32	140	4.38
Rudy Williams	1978-79	26	138	5.35
Jamel Thomas	1998-99	30	124	4.13
Eric Murdock	1990-91	32	119	3.72
Marvin Barnes	1973-74	32	118	3.69
Dwight Williams	1976-77	29	116	4.00
Ernie DiGregorio	1972-73	31	112	3.61
Rick Santos	1974-75	31	111	3.58
God Shammgod	1996-97	36	111	3.08
Billy Donovan	1986-87	34	109	3.21
Jamel Thomas	1997-98	29	106	3.66

Career				
Name	Years	Games	Turnovers	Average
Jamel Thomas	1995-99	124	378	3.05
Eric Murdock	1987-91	117	330	2.82
Rudy Williams	1977-81	95	306	3.22
Bruce Campbell	1974-78	122	290	2.38
Bob Misevicius	1974-78	109	280	2.57
Ricky Tucker	1979-83	113	280	2.48
Marcus Douthit	2000-04	122	279	2.29
Billy Donovan	1983-87	122	271	2.22
Dickey Simpkins	1990-94	125	267	2.14
Ryan Gomes	2001-05	116	267	2.30
Otis Thorpe	1980-84	113	266	2.35
Dwight Williams	1976-78	61	256	4.20

Steals

Game		
Name	Game	Steals
John Linehan	RUTGERS (1-22-02)	11
God Shammgod	BROWN (12-21-96)	10
John Linehan	PITTSBURGH (1-10-98)	9
John Linehan	GEORGETOWN (2-27-99)	9
John Linehan	BOSTON COLLEGE (2-2-02)	9
Vin Ernst	Canisius (3-23-63)	8
Eric Murdock	MIAMI (1-27-88)	8
Dwight Williams	St. Bonaventure (2-2-78)	7
Dwight Williams	BOSTON COLLEGE (2-8-78)	7
Dwight Williams	St. Joseph's (1-11-78)	7
Harold Starks	SETON HALL (2-24-86)	7
Delray Brooks	Austin Peay (3-14-87)	7
Delray Brooks	MARIST (1-2-88)	7
Carlton Screen	Boston College (12-7-88)	7
Eric Murdock	MANHATTAN (12-21-90)	7
Eric Murdock	Seton Hall (1-2-91)	7
Eric Murdock	St. John's (3-8-91)	7
John Linehan	NOTRE DAME (2-28-98)	7
John Linehan	Georgetown BET (3-3-99)	7

Season				
Name	Year	Games	Steals	Average
John Linehan	2001-02	31	139	4.48
Eric Murdock	1990-91	32	111	3.47
Carlton Screen	1988-89	29	101	3.48
John Linehan	1998-99	30	98	3.27
Eric Murdock	1988-89	29	97	3.34
Dwight Williams	1977-78	32	93	2.91
Eric Murdock	1987-88	28	90	3.21
God Shammgod	1996-97	36	88	2.44
Harold Starks	1985-86	26	84	3.23
Billy Donovan	1986-87	34	82	2.41
John Linehan	2000-01	26	81	3.12
Delray Brooks	1987-88	28	79	2.82
Eric Murdock	1989-90	28	78	2.79

Career				
Name	Years	Games	Steals	Average
John Linehan	1997-02	122	385	3.16
Eric Murdock	1987-91	117	376	3.21
Carlton Screen	1986-90	109	226	2.07
Harold Starks	1982-86	117	207	1.77
Ryan Gomes	2001-05	116	181	1.56
Corey Wright	1996-99	95	181	1.91
Joe Hassett	1973-77	124	176	1.42
Michael Brown	1992-96	123	174	1.41
Billy Donovan	1983-87	122	170	1.39
Jamel Thomas	1995-99	124	161	1.30
Bill Eason	1974-78	116	159	1.37

Steals Average

Season				
Name	Year	Games	Steals	Average
John Linehan	2001-02	31	139	4.48
Carlton Screen	1988-89	29	101	3.48
Eric Murdock	1990-91	32	111	3.47
Eric Murdock	1988-89	29	97	3.34
John Linehan	1998-99	30	98	3.27
Harold Starks	1985-86	26	84	3.23
Eric Murdock	1987-88	28	90	3.21
John Linehan	2000-01	26	81	3.12
Dwight Williams	1977-78	32	93	2.91
Delray Brooks	1987-88	38	79	2.82

Career				
Name	Years	Games	Steals	Average
Eric Murdock	1987-91	117	376	3.21
John Linehan	1997-02	122	385	3.16
Dwight Williams	1976-78	61	150	2.46
Delray Brooks	1976-78	56	130	2.32
Carlton Screen	1986-88	109	226	2.07
God Shammgod	1995-97	65	130	2.00
Corey Wright	1996-99	95	181	1.91
Harold Starks	1982-86	117	207	1.77
Eric Williams	1993-95	60	96	1.60
Ryan Gomes	2001-05	116	181	1.56

Yearly Steals Leaders

Season	Player	Games	Steals	Average
1971-72	Fran Costello	27	71	2.6
1974-75	Rick Santos	30	56	1.9
1975-76	Joe Hassett	32	42	1.3
1976-77	Joe Hassett	29	61	2.1
1977-78	Dwight Williams	32	93	2.9
1979-80	Jerry Scott	27	60	2.2
1980-81	Jerry Scott	26	33	1.3
1981-82	Ricky Tucker	27	24	0.9
1982-83	Ricky Tucker	31	42	1.4
1983-84	Harold Starks	29	40	1.4
1984-85	Harold Starks	31	61	2.0
1985-86	Harold Starks	26	84	3.2
1986-87	Billy Donovan	34	82	2.4
1987-88	Eric Murdock	28	90	3.2
1988-89	Carlton Screen	29	101	3.5
1989-90	Eric Murdock	28	78	2.8
1990-91	Eric Murdock	32	111	3.5
1991-92	Marques Bragg	30	36	1.2
1992-93	Michael Smith	33	40	1.2
1993-94	Abdul Abdullah	30	48	1.6
1994-95	Eric Williams	30	60	2.0
1995-96	Michael Brown	30	47	1.6
1996-97	God Shammgod	36	88	2.4
1997-98	Corey Wright	29	55	1.9
1998-99	John Linehan	30	98	3.3
1999-00	Erron Maxey	30	42	1.4
2000-01	John Linehan	26	81	3.1
2001-02	John Linehan	31	139	4.5
2002-03	Sheiku Kabba	31	56	1.8
2003-04	Ryan Gomes	29	46	1.6
2004-05	Ryan Gomes	31	47	1.5
2005-06	Geoff McDermott	27	49	1.8

THE RECORDS



John LINEHAN



BLOCKED SHOTS & FOULS

Blocked Shots



Karim SHABAZZ

Game	Name	Game	Blocks
	Marvin Barnes	BUFFALO STATE (12-8-71)	12
	Marvin Barnes	St. Joseph's (12-11-71)	11
	Jim Hadnot	St. Louis (3-18-60)	10
	Marvin Barnes	Brown (3-8-73)	10
	Bob Cooper	MICHIGAN (12-29-76)	10
	Karim Shabazz	LONG ISLAND (12-27-99)	10
	Karim Shabazz	RHODE ISLAND (12-2-00)	10
	Marvin Barnes	FAIRFIELD (12-11-72)	9
	Marcus Douthit	Connecticut (3-5-03)	9
	Randall Hanke	Memphis (12-23-04)	9
	Marvin Barnes	BOSTON COLLEGE (1-23-74)	8
	Marvin Barnes	RHODE ISLAND (1-4-73)	8
	Bob Cooper	CAL-IRVINE (1-7-74)	8
	Marvin Barnes	ASSUMPTION (2-22-74)	8
	Marvin Barnes	ST. JOHN'S (3-1-72)	8

Season

Name	Year	Games	Blocks	Average
Marvin Barnes	1973-74	32	159	4.97
Marvin Barnes	1972-73	30	137	4.57
Bob Cooper	1973-74	32	101	3.16
Marcus Douthit	2002-03	32	97	3.03
Marcus Douthit	2003-04	29	92	3.17
Bob Cooper	1974-75	30	87	2.90
Marvin Barnes	1971-72	27	67	2.48
Karim Shabazz	2000-01	28	66	2.36
Steve Wright	1985-86	31	63	2.03
Randall Hanke	2004-05	30	62	2.07

Career

Name	Years	Games	Blocks	Average
Marvin Barnes	1971-74	89	363	4.08
Marcus Douthit	2000-04	122	295	2.42
Bob Cooper	1973-77	123	284	2.31
Steve Wright	1984-88	123	184	1.50
Rich Hunger	1977-81	104	166	1.58
Bob Misevicius	1974-78	109	121	1.11
Karim Shabazz	1999-01	49	120	2.45
Bruce Campbell	1975-78	122	112	0.92
Abdul Shamsid-Deen	1986-90	111	108	0.97
Otis Thorpe	1980-84	113	107	0.95
Randall Hanke	2004-06	57	107	1.88
Ray Knight	1982-85	87	106	1.22

Personal Fouls

Season

Name	Year	Games	Fouls
Steve Wright	1986-87	34	126
Dave Kipfer	1986-87	34	125
God Shammgod	1996-97	36	124
Ernie Lewis	1986-87	34	123
Marques Bragg	1990-91	32	119
Otis Thorpe	1982-83	31	113
Steve Wright	1985-86	31	112
Ruben Garces	1996-97	35	111
Marvin Barnes	1973-74	32	110
Dave Kipfer	1985-86	31	110
Fran Costello	1972-73	31	105

Career

Name	Years	Games	Fouls
Steve Wright	1984-88	123	386
Otis Thorpe	1980-84	113	367
Erron Maxey	1997-01	120	361
Eric Murdock	1987-91	117	344
Marcus Douthit	2000-04	122	344
Jamel Thomas	1995-99	124	337
Bob Misevicius	1974-78	109	327
Bill Eason	1974-78	116	320
Marques Bragg	1988-92	104	315
Bruce Campbell	1974-78	122	313
John Linehan	1997-02	122	310

Yearly Blocked Shots Leaders

Season	Player	Games	Blocks	Average
1971-72	Marvin Barnes	27	67	2.5
1972-73	Marvin Barnes	30	137	4.6
1973-74	Marvin Barnes	32	159	5.0
1974-75	Bob Cooper	30	87	2.8
1975-76	Bruce Campbell	32	36	1.1
1976-77	Bob Cooper	29	61	2.1
1977-78	Bob Misevicius	32	39	1.2
1978-79	Rich Hunger	26	48	1.8
1979-80	Rich Hunger	26	50	1.9
1980-81	Rich Hunger	28	46	1.6
1981-82	Otis Thorpe	27	26	1.0
1982-83	Otis Thorpe	31	26	0.8
1983-84	Otis Thorpe	29	43	1.5
1984-85	Ray Knight	31	56	1.8
1985-86	Steve Wright	31	63	2.0
1986-87	Steve Wright	34	48	1.4
1987-88	Steve Wright	28	46	1.6
1988-89	Abdul Shamsid-Deen	29	36	1.2
1989-90	Abdul Shamsid-Deen	29	30	1.0
1990-91	Dickey Simpkins	32	31	1.0
1991-92	Michael Smith	31	51	1.6
1992-93	Michael Smith	33	31	0.9
1993-94	Michael Smith	30	23	0.8
1994-95	Troy Brown	30	26	0.9
1995-96	Ruben Garces	30	29	1.0
1996-97	Ruben Garces	35	54	1.5
1997-98	Llewellyn Cole	29	25	0.9
1998-99	Erron Maxey	30	19	0.6
1999-00	Karim Shabazz	21	54	2.6
2000-01	Karim Shabazz	28	66	2.4
2001-02	Marcus Douthit	30	55	1.8
2002-03	Marcus Douthit	32	97	3.0
2003-04	Marcus Douthit	29	92	3.2
2004-05	Randall Hanke	30	62	2.1
2005-06	Herbert Hill	27	52	1.9

Disqualifications

Season

Name	Year	Games	Disq.
Steve Wright	1986-87	34	11
Ernie Lewis	1986-87	34	10
Ray Johnson	1969-70	25	10
Ray Johnson	1968-69	24	10
Dave Kipfer	1985-86	31	9
Otis Thorpe	1982-83	31	9
Fran Costello	1972-73	31	9
John Thompson	1963-64	26	8
Fran Costello	1970-71	28	8
Dave Kipfer	1986-87	34	8
Dwight Williams	1977-78	32	8

Career

Name	Years	Games	Disq.
Fran Costello	1970-73	86	24
Ray Johnson	1968-71	77	24
Otis Thorpe	1980-84	113	23
Steve Wright	1984-88	123	21
Mike Riordan	1964-67	81	20
Jacek Duda	1983-87	95	17
Dave Kipfer	1983-87	106	17
Marvin Barnes	1971-74	89	16
Keith Lomax	1981-85	102	16
John Thompson	1961-64	79	16



30 POINT SCORERS GRADUATED CLASSES

PC 30 Points Or More In A Game (123)

Player	DATE	OPPONENT	PTS
Marvin Barnes	12-15-73	AUSTIN PEAY	52
Jimmy Walker	12-20-65	Boston College	50
Eric Murdock	1-23-91	PITTSBURGH	48
Jimmy Walker	2-25-67	Holy Cross	47
Jimmy Walker	2-23-67	RHODE ISLAND	46
Eric Murdock	12-23-90	Arizona	45
Jimmy Walker	1-7-67	Canisius	44
Jimmy Walker	12-19-66	Santa Clara	43
Jimmy Walker	12-21-66	San Francisco	43
John Thompson	12-10-63	FAIRFIELD	43
Jim Hadnot	3-3-62	HOLY CROSS	42
Ernie DiGregorio	3-3-73	St. Johns	41
Jerry Scott	12-20-80	MICHIGAN ST.	41
John Egan	1-28-61	SCRANTON	41
Jimmy Walker	1-15-66	BOSTON COLLEGE	40
Jimmy Walker	1-28-67	SETON HALL	40
Eric Murdock	1-2-91	Seton Hall	40
Jimmy Walker	12-28-65	Illinois	39
Jim Hadnot	12-20-60	GONZAGA	39
John Egan	1-24-59	Villanova	39
Ernie DiGregorio	2-10-73	Rhode Island	39
Austin Croshere	3-14-97	Marquette (NCAA)	39
Kevin Stacom	12-22-73	DePaul	38
John Thompson	2-9-63	CATHOLIC	38
Jimmy Walker	12-28-66	Northwestern	38
Ray Flynn	3-19-63	Miami (Fla) (NIT)	38
Jimmy Walker	2-28-67	DEPAUL	38
Jimmy Walker	1-11-66	Rhode Island	38
Billy Donovan	1-20-87	Miami (Fla)	38
Jamel Thomas	2-20-99	Villanova	38
Donta Wade	2-23-00	Notre Dame	38
Jimmy Walker	1-14-67	DUQUESNE	37
Jim Hadnot	3-4-61	Holy Cross	37
Jimmy Walker	3-11-67	Memphis St. (NIT)	37
Ernie DiGregorio	12-11-72	FAIRFIELD	37
Marvin Barnes	3-4-74	Brown	37
Eric Murdock	12-21-90	MANHATTAN	37
Ryan Gomes	2-15-05	CONNECTICUT	37
Jimmy Walker	3-14-67	Marquette (NIT)	36
Vic Colucci	12-27-68	UCLA	36
Marvin Barnes	3-4-72	Seton Hall	36
Jimmy Stone	1-25-64	NIAGARA	35
Jimmy Walker	2-8-67	FAIRFIELD	35
John Thompson	1-25-64	NIAGARA	35
John Arzooonian	1-26-45	Hedron	35
Billy Donovan	3-12-87	Ala-Birming (NCAA)	35
Ray Flynn	2-22-62	Scranton	34
John Thompson	2-15-64	Seton Hall	34
Ray Flynn	12-29-62	Villanova	34
John Egan	3-16-61	DePaul (NIT)	34
Jimmy Walker	12-17-64	Creighton	34
Henri Ethier	12-13-45	St. Michael's	34
Lenny Wilkens	2-9-60	St. Bonaventure	34
Delray Brooks	1-10-87	Villanova	34
Billy Donovan	3-5-87	St. Johns (BET)	34
Eric Murdock	12-11-90	Boston College	34
Michael Smith	1-9-93	SETON HALL	34
Randall Hanke	12-20-05	NORTHEASTERN	34
Al Hayes	1-27-68	NIAGARA	33
Ernie DiGregorio	1-23-71	MASSACHUSETTS	33
Eric Murdock	12-8-90	RHODE ISLAND	33
Eric Murdock	1-5-91	Holy Cross	33
Derrick Brown	3-19-97	Duke (NCAA)	33
Ryan Gomes	2-9-05	West Virginia	33
John Egan	1-13-59	ST. ANSELM	32
Vinnie Ernst	12-26-61	Wisconsin	32
John Thompson	2-29-64	HOLY CROSS	32
Jimmy Walker	2-6-65	Niagara	32
Jimmy Walker	3-4-67	Brown	32
Marvin Barnes	3-5-73	ST. BONAVENTURE	32
Marvin Barnes	2-19-74	Rhode Island	32
Bill Eason	11-28-77	STONEHILL	32
Ernie DiGregorio	3-24-73	Memphis St. (NCAA)	32
Eric Murdock	12-29-90	LIBERTY	32
Eric Williams	3-7-94	Georgetown	32
Jamel Thomas	2-28-98	NOTRE DAME	32

Player	DATE	OPPONENT	PTS
Ryan Gomes	2-5-05	Villanova	32
John Egan	1-2-59	GONZAGA	31
John Thompson	12-4-63	Assumption	31
Jim Hadnot	2-2-61	CREIGHTON	31
Vinnie Ernst	1-29-62	NIAGARA	31
Jimmy Walker	2-14-66	DePaul	31
Jimmy Walker	12-15-65	ST. MARYS (CA)	31
Jimmy Walker	2-18-67	Boston College	31
Mike Riordan	2-14-67	ST. JOSEPH'S	31
Ernie DiGregorio	2-7-73	ST. JOSEPH'S	31
John Egan	2-2-61	CREIGHTON	31
Marvin Barnes	2-13-74	HOLY CROSS	31
Ron Jackson	2-2-83	BOSTON COLLEGE	31
Joe Hassett	1-15-77	HAWAII	31
Mike Pascale	2-25-57	Fairfield	31
Ralph Tedesco	2-9-54	RHODE ISLAND	31
Eric Murdock	1-15-91	St. John's	31
Eric Williams	1-4-95	ST. JOHN'S	31
Austin Croshere	11-25-95	NEW HAMPSHIRE	31
Derrick Brown	1-29-97	Connecticut	31
Ryan Gomes	1-19-02	Miami	31
John Thompson	2-1-64	Rhode Island	30
Jimmy Stone	12-30-63	St. John's	30
Robert Moran	2-20-52	Bowdoin	30
Jim Hadnot	2-13-61	ST. BONAVENTURE	30
Lenny Wilkens	3-17-59	St. Louis (NIT)	30
Jimmy Walker	1-4-65	Fairfield	30
Jimmy Walker	1-29-66	NIAGARA	30
Al Hayes	12-6-67	Assumption	30
James Larranaga	12-5-68	ASSUMPTION	30
Joe Hassett	3-8-75	Connecticut	30
Joe Hassett	2-7-76	HOLY CROSS	30
Rudy Williams	1-27-79	Canisius	30
Ernie DiGregorio	3-5-73	ST. BONAVENTURE	30
Kevin Stacom	1-4-73	RHODE ISLAND	30
Ernie DiGregorio	3-17-73	Maryland (NCAA)	30
Ron Jackson	12-18-82	Creighton	30
Ron Jackson	2-15-82	ST. JOHN'S	30
Billy Donovan	1-14-87	CONNECTICUT	30
Eric Murdock	1-8-91	GEORGETOWN	30
Eric Murdock	1-19-91	Connecticut	30
Eric Murdock	3-2-91	VILLANOVA	30
Eric Williams	2-22-95	St. John's	30
Michael Brown	12-3-95	SYRACUSE	30
Austin Croshere	12-10-96	RHODE ISLAND	30
Jamel Thomas	11-14-98	RHODE ISLAND	30
Jamel Thomas	12-5-98	BROWN	30
Jamel Thomas	1-23-99	Arkansas	30



MARVIN BARNES

THE RECORDS

Top Graduated Classes


SCORING		
Class	Seniors	Points
1977-78	Campbell, Eason, Kehoe, Misevicius, Mullaney, Oristaglio	4153
2003-04	Anrin, Douthit, Kabba, Laksa, Mills	3824
1989-90	Bent, Burton, Conlon, Screen, Shamsid-Deen	3737
1996-97	D. Brown, Croshere, Garces, Murdock	3631
1972-73	Costello, Crawford, DiGregorio, King	3579
1993-94	Abdullah, Hall, McNulty, Phelps, Simpkins, Smith	3324
1973-74	Baker, Barnes, Gilbride, Olquist, Stacom, Walters	3291
1976-77	Cooper, Hassett	3252
1953-54	Aquavia, Durkin, Lynch, McQueeney, Moran, Mullins, Quinlan, Reynolds	3233
1966-67	Barrett, McLaughlin, Riordan, Sarantopoulos, Schessler, Walker	3215

REBOUNDING		
Class	Seniors	Rebounds
1977-78	Campbell, Eason, Kehoe, Misevicius, Mullaney, Oristaglio	2624
1993-94	Abdullah, Hall, McNulty, Phelps, Simpkins, Smith	2160
1973-74	Baker, Barnes, Gilbride, Olquist, Stacom, Walters	1980
1996-97	D. Brown, Croshere, Garces, Murdock	1782
1963-64	Simoni, Stein, Stone, Thompson	1642
1965-66	Benedict, Blair, Kovalski, Lasher	1602
1989-90	Bent, Burton, Conlon, Screen, Shamsid-Deen	1601
2003-04	Anrin, Douthit, Kabba, Laksa, Mills	1498
1961-62	Folliard, Hadnot, Leonard	1477
1959-60	Gibson, Whelan, Wilkens, Woods	1467



PC 20 Rebounds Or More In A Game (59)

Player	DATE	OPPONENT	REB
Marvin Barnes	12-8-71	BUFFALO ST.	34
Marvin Barnes	2-22-73	ASSUMPTION	30
Marvin Barnes	12-11-72	FAIRFIELD	28
Marvin Barnes	2-12-74	BROWN	27
Marvin Barnes	2-9-74	Seton Hall	26
Michael Smith	1-25-94	SYRACUSE	26
John Ritch	2-16-55	RHODE ISLAND	25
Jim Hadnot	2-9-60	St. Bonaventure	25
Jim Hadnot	2-19-60	Boston College	25
Jim Hadnot	3-3-62	HOLY CROSS	25
Marvin Barnes	12-22-71	ST. FRANCIS	25
Marvin Barnes	1-19-72	Fairfield	25
Marvin Barnes	12-16-72	Santa Clara	24
Marvin Barnes	2-3-73	Niagara	24
Jim Hadnot	2-1-60	NIAGARA	23
Jim Hadnot	2-8-61	Boston University	23
Marvin Barnes	1-13-73	DUQUESNE	23
Marvin Barnes	2-24-73	Seton Hall	23
Marvin Barnes	1-26-74	RHODE ISLAND	23
Marvin Barnes	1-31-74	Duquesne	23
Marvin Barnes	2-19-74	Rhode Island	23
Marvin Barnes	3-4-74	Brown	23
John Ritch	2-7-57	Brandeis	22
John Thompson	2-21-62	St. Joseph's	22
Tony Koski	3-5-68	BROWN	22
Marvin Barnes	2-12-73	Cleveland St.	22
Marvin Barnes	3-5-73	St. Bonaventure	22
Marvin Barnes	12-13-73	San Francisco	22
Michael Smith	1-22-92	CONNECTICUT	22
Jim Hadnot	1-29-62	NIAGARA	21
Jim Hadnot	2-17-62	BOSTON UNIVERSITY	21
John Thompson	1-31-63	Dayton	21
John Thompson	3-5-63	Fairfield	21
Dexter Westbrook	12-9-64	BROWN	21
Marvin Barnes	1-26-72	So. California	21
Marvin Barnes	2-15-73	Holy Cross	21
Marvin Barnes	2-20-73	Villanova	21
Marvin Barnes	3-8-73	Brown	21
Marvin Barnes	12-28-73	Washington St.	21
Marvin Barnes	2-13-74	HOLY CROSS	21
Marvin Barnes	2-22-74	ASSUMPTION	21
Marvin Barnes	2-28-74	CANISIUS	21
Marvin Barnes	3-16-74	Furman (NCAA)	21
Erron Maxey	2-26-00	BOSTON COLLEGE	21
John Ritch	2-9-56	BATES	20
Jim Hadnot	12-20-60	GONZAGA	20
Jim Hadnot	2-13-61	ST. BONAVENTURE	20
Jim Hadnot	3-23-61	Holy Cross (NIT)	20
John Thompson	2-9-63	CATHOLIC	20
John Thompson	3-5-63	Fairfield	20
John Thompson	1-28-64	SANTA CLARA	20
Tony Koski	12-10-66	St. Francis (NY)	20
Gerry McNair	12-9-67	ST. FRANCIS	20
Ray Johnson	3-1-69	SETON HALL	20
Ray Johnson	12-16-69	St. Joseph's	20
Marvin Barnes	1-5-72	BOSTON COLLEGE	20
Marvin Barnes	12-23-72	DePAUL	20
Otis Thorpe	3-7-84	Seton Hall (BET)	20
Michael Smith	1-5-94	SETON HALL	20



Marvin Barnes holds game, season and career rebounding records at PC. He grabbed 20 or more rebounds in a game 29 times.

500 OR MORE REBOUNDS

Marvin Barnes '74	1592
Jim Hadnot '62	1299
John Thompson '64	1061
Michael Smith '94	1038
Ryan Gomes '05	1028
Bruce Campbell '78	949
Otis Thorpe '84	902
Billy Eason '78	800
Dickey Simpkins '94	790
Bob Cooper '77	768
Erron Maxey '01	738
Jamel Thomas '99	733
Bob Misevicius '78	722
John Woods '60	675
Steve Wright '88	672
Mike Riordan '67	663
Ray Johnson '71	663
Marques Bragg '92	657
Bob Kovalski '66	647
Austin Croshere '97	645
Tony Koski '68	594
Marty Conlon '90	584
Len Wilkens '60	583
Rudy Williams '81	577
Marcus Douthit '04	566
Mark McAndrew '76	519
James Walker '67	509
John Ritch '57	508
Eric Murdock '91	504
Rich Hunger '81	502
Troy Brown '95	501


Fastest To 1000 Points

Player	DATE	OPPONENT	CLASS	GAME # SCORING 1000th PT.
Jimmy Walker	2-12-66	St. Bonaventure	Jr.	45
Marvin Barnes	3-3-73	St. John's	Jr.	51
Robert Moran	1-6-54	BOSTON COLLEGE	Sr.	53
Ernie DiGregorio	12-9-72	St. Francis	Sr.	56
Kevin Stacom	2-19-74	Rhode Island	Sr.	56
Jim Larranaga	12-30-71	St. John's	Sr.	58
Jim Hadnot	12-1-61	MT. ST. MARY'S	Sr.	59
John Thompson	12-14-63	DePaul	Sr.	59
Eric Williams	3-20-95	VIRGINIA TECH (NIT)	Sr.	60
John Egan	1-7-61	BOSTON COLLEGE	Sr.	61
Ryan Gomes	12-9-03	Illinois	Jr.	61
Derrick Brown	3-16-97	Duke (NCAA)	Sr.	64
Jim Schlimm	2-27-52	FAIRFIELD	Sr.	65
Mike Pascale	3-2-57	SIENA	Sr.	65
Lenny Wilkens	2-9-60	St. Bonaventure	Sr.	68
Bruce Campbell	1-2-77	SETON HALL	Jr.	72
Eric Murdock	1-24-90	ST. JOHN'S	Jr.	73
Jim Benedict	2-19-66	Seton Hall	Sr.	74
Otis Thorpe	2-12-83	SETON HALL	Jr.	77
Joe Hassett	1-17-76	Rhode Island	Jr.	79
Jamel Thomas	1-13-98	Syracuse	Jr.	79
Ray Flynn	3-21-63	Marquette (NIT)	Sr.	81
Michael Smith	2-19-94	Connecticut	Sr.	82
Rudy Williams	12-29-80	BISCAYNE	Sr.	83
Jerry Scott	2-14-81	VILLANOVA	Sr.	91
Austin Croshere	12-10-96	RHODE ISLAND	Sr.	93
Marty Conlon	2-10-90	Pittsburgh	Sr.	94
Erron Maxey	11-26-00	Auburn	Sr.	94
Bill Fields	1-13-82	SYRACUSE	Sr.	95
Bob Cooper	12-1-76	ASSUMPTION	Sr.	97
Donnie McGrath	12-20-05	NORTHEASTERN	Sr.	99
Bill Eason	1-25-78	Massachusetts	Sr.	101
Carlton Screen	2-21-90	MIAMI	Sr.	104
Dickey Simpkins	1-8-94	MIAMI	Sr.	105
Billy Donovan	1-31-87	ST. JOHN'S	Sr.	107
Michael Brown	1-28-96	Pittsburgh	Sr.	110
Steve Wright	2-29-88	Georgetown	Sr.	121



PC 10 Assists Or More In A Game (105)

Player	DATE	OPPONENT	AST
Vin Ernst	2-7-63	DePAUL	16
Vin Ernst	2-9-63	CATHOLIC	16
Carlton Screen	1-20-90	Syracuse	16
Jim Larranaga	12-8-69	VIRGINIA COMMON.	15
Ernie DiGregorio	12-9-72	ST. FRANCIS	15
Ernie DiGregorio	2-25-71	DePAUL	14
Ernie DiGregorio	1-15-72	LOYOLA	14
Vin Ernst	1-25-61	CANISIUS	13
Vin Ernst	1-28-61	SCRANTON	13
Vin Ernst	1-31-61	BROWN	13
Vin Ernst	1-31-63	Dayton	13
Vin Ernst	2-26-63	ST. JOSEPH'S	13
Ernie DiGregorio	3-3-71	ST. BONAVENTURE	13
Ernie DiGregorio	1-20-73	at UCLA	13
Gary Bello	12-27-74	Drake	13
John Nolan	2-7-79	LONG ISLAND	13
Ricky Tucker	2-4-80	CANISIUS	13
Ricky Tucker	2-28-83	PITTSBURGH	13
Abdul Abdullah	2-15-94	Syracuse	13
God Shammgod	1-20-96	WEST VIRGINIA	13
Donnie McGrath	11-30-02	OHIO UNIVERSITY	13
Vin Ernst	2-2-61	CREIGHTON	12
Vin Ernst	2-26-62	FAIRFIELD	12
Vin Ernst	3-3-62	HOLY CROSS	12
Ernie DiGregorio	12-19-72	OREGON	12
Ernie DiGregorio	12-23-72	DePAUL	12
Kevin Stacom	2-28-74	CANISIUS	12
Ricky Tucker	2-5-83	Syracuse	12
Billy Donovan	3-12-87	Alabama-Birm. (NCAA)	12
Carlton Screen	12-22-88	Holy Cross	12
God Shammgod	1-28-96	Pittsburgh	12
Vin Ernst	2-12-63	RHODE ISLAND	11
Vin Ernst	3-19-63	Miami (Fla) (NIT)	11
Ernie DiGregorio	12-18-70	Detroit	11
Ernie DiGregorio	2-22-73	ASSUMPTION	11
Kevin Stacom	1-17-74	Massachusetts	11
Gary Bello	3-8-75	Connecticut	11
Gary Bello	3-18-75	Pittsburgh (NIT)	11
Ricky Tucker	2-12-83	SETON HALL	11
Billy Donovan	11-28-86	AMERICAN	11
Billy Donovan	3-2-87	VILLANOVA	11
Carlton Screen	12-3-88	LAFAYETTE	11
Carlton Screen	12-27-88	MAINE	11
Carlton Screen	12-30-89	UNC-ASHEVILLE	11
Carlton Screen	2-25-90	SYRACUSE	11
Abdul Abdullah	11-29-93	BROWN	11
Abdul Abdullah	12-31-93	SO. CAROLINA	11
Abdul Abdullah	1-11-94	RHODE ISLAND	11
Abdul Abdullah	1-29-94	Notre Dame	11
Abdul Abdullah	3-11-94	Villanova (BET)	11
God Shammgod	2-14-96	MIAMI	11
God Shammgod	1-6-97	VILLANOVA	11
Lenny Wilkens	1-16-60	BOSTON COLLEGE	10
Lenny Wilkens	2-29-60	FAIRFIELD	10
John Egan	2-1-60	NIAGARA	10
John Egan	2-8-61	Boston University	10
Vin Ernst	1-10-63	Rhode Island	10
Vin Ernst	3-23-63	Canisius (NIT)	10
Al Hayes	2-14-68	CANISIUS	10
Ernie DiGregorio	2-1-71	SETON HALL	10
Ernie DiGregorio	1-5-72	BOSTON COLLEGE	10
Ernie DiGregorio	1-22-72	NIAGARA	10
Ernie DiGregorio	12-15-72	South Carolina	10
Ernie DiGregorio	1-13-73	Duquesne	10
Ernie DiGregorio	3-5-73	ST. BONAVENTURE	10
Ernie DiGregorio	3-15-73	Pennsylvania (NCAA)	10
Gary Bello	3-1-74	ST. JOHN'S	10
Gary Bello	3-4-74	Brown	10
Bob Misevicius	1-2-77	Seton Hall	10
Bob Misevicius	1-11-77	CONNECTICUT	10



Ernie DiGregorio thrilled Friar fans in the early '70's with his full-court behind-the-back passes, and unsurpassed ballhandling skills. He holds the PC career assist record and handed out 10 or more assists in a game 16 times.

Player	DATE	OPPONENT	AST
Bob Misevicius	2-4-78	RHODE ISLAND	10
Bob Misevicius	3-4-78	Rhode Island	10
Ricky Tucker	1-7-80	NEW HAMPSHIRE	10
Ricky Tucker	12-15-80	CAMPBELL	10
Ricky Tucker	12-30-80	MICHIGAN ST.	10
Ricky Tucker	2-8-83	RHODE ISLAND	10
Billy Donovan	2-1-84	PITTSBURGH	10
Harold Starks	2-23-85	VILLANOVA	10
Billy Donovan	1-5-87	SYRACUSE	10
Billy Donovan	2-17-87	SETON HALL	10
Billy Donovan	2-28-87	Georgetown	10
Billy Donovan	3-7-87	Georgetown (BET)	10
Billy Donovan	3-19-87	Alabama (NCAA)	10
Eric Murdock	3-5-88	ST. JOHN'S	10
Carlton Screen	11-25-88	NIAGARA	10
Carlton Screen	11-28-88	BROWN	10
Carlton Screen	3-4-89	BOSTON COLLEGE	10
Carlton Screen	1-6-90	Georgetown	10
Carlton Screen	2-13-90	GEORGETOWN	10
Carlton Screen	2-28-90	MISS. VALLEY ST.	10
Eric Murdock	3-2-91	VILLANOVA	10
Abdul Abdullah	12-28-92	BOSTON UNIVERSITY	10
Abdul Abdullah	3-12-93	Connecticut (BET)	10
Abdul Abdullah	3-18-93	JAMES MADISON (NIT)	10
Abdul Abdullah	11-26-93	Oklahoma St.	10
Abdul Abdullah	1-5-94	SETON HALL	10
Abdul Abdullah	2-26-94	Miami (Fla)	10
Abdul Abdullah	3-12-94	Connecticut (BET)	10
Abdul Abdullah	3-17-94	Alabama (NCAA)	10
God Shammgod	2-6-96	Connecticut	10
God Shammgod	12-28-96	Loyola Marymount	10
God Shammgod	2-24-97	SYRACUSE	10
John Linehan	11-14-98	RHODE ISLAND	10
John Linehan	2-10-01	GEORGETOWN	10
Donnie McGrath	12-30-02	PENNSYLVANIA	10

200 OR MORE ASSISTS

Ernie DiGregorio '73	662
Billy Donovan '87	546
Carlton Screen '90	532
Ricky Tucker '83	520
Bob Misevicius '78	490
Eric Murdock '91	487
Vin Ernst '63	487
John Linehan '02	450
God Shammgod '97	428
Jimmy Walker '67	426
Donnie McGrath '06	426
Abdul Abdullah '94	422
Michael Brown '96	359
Len Wilkens '60	358
Harold Starks '86	353
Joe Hassett '77	341
Corey Wright '99	290
John Egan '61	283
Dwight Williams '78	280
Ryan Gomes '05	270
Trent Forbes '93	263
Gary Bello '75	257
Kevin Stacom '74	246
Marvin Barnes '74	244
Jamel Thomas '99	242
Mike Riordan '67	241
Don Brown '86	240
James Larranaga '71	238
Sheiku Kabba '04	235
Abdul Mills '04	234
Bruce Campbell '78	229
David Frye '79	229
Mark McAndrew '76	220
Jim Panaggio '82	216
Rick Santos '75	212
John Nolan '80	209
Ernie Lewis '87	202



DOUBLE-DOUBLES

PROVIDENCE COLLEGE MEDIA GUIDE 2006-2007

1954-55 John Ritch	2/16/55	Rhode Island	22p 25r
1955-56 Lionel Jenkins John Ritch	2/18/56 2/9/56 2/29/56	Boston College Bates Brown	13p 11r 11p 20r 12p 13r
1956-57 John Ritch	1/6/57 1/9/57 1/30/57 2/7/57 2/25/57	St. Anselm American Inter. St. Francis Brandeis Fairfield	12p 14r 13p 15r 28p 14r 20p 22r 14p 17r
1957-58 Ed Donohue Lenny Wilkens John Woods	2/22/58 3/1/58 1/16/58 12/13/57 1/11/58 1/16/58 2/22/58	Springfield Boston College St. Anselm St. Francis Springfield St. Anselm Springfield	12p 12r 10p 14r 17p 10r 15p 15r 10p 12r 15p 13r 13p 14r
1958-59 John Egan Lenny Wilkens John Woods	1/24/59 3/5/59 1/24/59	Villanova Boston Univ. Villanova	39p 11r 11p 11r 16p 10r
1959-60 John Egan Jim Hadnot	2/1/60 12/9/59 12/12/59 12/14/59 12/30/59 1/16/60 1/23/60 2/1/60 2/9/60 2/13/60 2/16/60 2/19/60 2/23/60 2/27/60 3/18/60 3/22/60 12/30/59 1/16/60 1/23/60 2/13/60 3/15/60 1/16/60 2/27/60	Niagara Brown St. Francis Bradley Georgetown Boston College St. Joseph's Niagara St. Bonaventure St. Michael's Rhode Island Boston College Holy Cross Boston Univ. St. Louis Bradley Georgetown Boston College St. Joseph's St. Michael's Memphis State Boston College Boston Univ.	12p 10a 20p 16r 19p 17r 13p 15r 15p 13r 20p 15r 15p 11r 15p 23r 17p 25r 17p 16r 23p 16r 25p 25r 29p 14r 12p 12r 17p 19r 10b 10p 12r 25p 10r 13p 10r 10a 18p 11r 14p 10r 28p 10r 10p 13r 10p 14r
1960-61 Vin Ernst Jim Hadnot	1/31/61 2/2/61 12/3/60 12/7/60 12/17/60 12/20/60 1/11/61 1/14/61 1/21/61 1/25/61 1/28/61 1/31/61 2/2/61 2/8/61 2/11/61 2/13/61 3/2/61 3/16/61 3/23/61 2/23/61 1/14/61 3/2/61 3/25/61	Brown Creighton Assumption Brown Canisius Gonzaga Rhode Island St. Michael's Niagara Canisius Scranton Brown Creighton Boston Univ. Rhode Island St. Bonaventure Fairfield DePaul Holy Cross LeMoynes St. Michael's Fairfield St. Louis	11p 13a 12p 12a 11p 18r 16p 10r 14p 10r 39p 20r 25p 13r 13p 18r 24p 15r 26p 14r 18p 17r 23p 16r 31p 18r 19p 23r 22p 16r 30p 20r 17p 16r 12p 17r 25p 20r 17p 10r 15p 15r 23p 17r 17p 10r
1961-62 Jim Hadnot	12/6/61 12/9/61 1/6/62 1/25/62 1/29/62 2/3/62 2/8/62 2/10/62 2/17/62 2/21/62 2/22/62 2/26/62 3/3/62 3/14/62 12/1/61 12/6/61 12/9/61 1/3/62 1/6/62 2/8/62	Boston College St. Francis American Canisius Niagara St. Bonaventure Boston College Assumption Boston Univ. St. Joseph's Scranton Fairfield Holy Cross Temple Mt. St. Mary's Boston College St. Francis Brown American Boston College	12p 18r 28p 17r 17p 15r 12p 16r 28p 21r 28p 14r 28p 18r 18p 10r 25p 21r 20p 13r 27p 13r 26p 16r 42p 25r 27p 12r 23p 16r 21p 14r 21p 18r 16p 10r 17p 15r 16p 17r

1962-63 Vin Ernst Bob Kovalski Jimmy Stone John Thompson	2/10/62 2/26/62 2/12/63 2/26/63 1/29/63 2/7/63 12/3/62 2/7/63 2/26/63 12/3/62 12/8/62 12/19/62 12/26/62 12/29/62 1/26/63 2/5/63 2/7/63 2/9/63 2/23/63 2/26/63 3/5/63	Assumption Fairfield Rhode Island St. Joseph's St. Bonaventure DePaul Mt. St. Mary's DePaul St. Joseph's Mt. St. Mary's Miami Brown Delaware Villanova Scranton Massachusetts DePaul Catholic Seton Hall St. Joseph's Fairfield	15p 12r 17p 17r 12p 11a 16p 13a 22p 11r 14p 11r 25p 10r 21p 12r 18p 12r 20p 14r 16p 11r 16p 14r 12p 10r 20p 11r 16p 16r 13p 17r 18p 12r 38p 20r 24p 17r 20p 11r 19p 21r
1963-64 Bob Kovalski Jimmy Stone John Thompson	1/4/64 1/26/64 2/4/64 2/29/64 1/25/64 2/29/64 3/3/64 12/12/63 1/4/64 1/25/64 1/26/64 1/28/64 2/4/64 2/22/64 2/26/64 2/29/64 3/3/64 3/7/64	Brown Creighton Boston College Holy Cross Niagara Holy Cross Utah State St. Louis Brown Niagara Creighton Santa Clara Boston College St. Bonaventure St. Joseph's Holy Cross Utah State Brown	11p 13r 14p 12r 12p 11r 11p 10r 35p 13r 25p 10r 25p 11r 25p 10r 26p 15r 35p 17r 26p 11r 26p 20r 26p 19r 25p 13r 28p 15r 32p 11r 22p 15r 29p 12r
1964-65 Bill Blair Mike Riordan Jimmy Walker Dexter Westbrook	12/9/64 2/16/65 3/2/65 12/4/64 12/4/64 2/16/65 12/1/64 12/4/64 12/9/64 12/17/64 12/19/64 12/19/64 1/4/65 1/26/65 2/16/65 2/23/65 3/2/65 3/5/65 3/12/65	Brown Rhode Island Massachusetts Assumption Assumption Rhode Island Catholic Assumption Brown Creighton Iowa Bowling Green Fairfield Rhode Island Rhode Island Villanova Massachusetts Brown St. Joseph's	19p 10r 19p 11r 17p 12r 12p 10r 12p 10r 20p 10r 12p 11r 18p 13r 17p 21r 17p 17r 15p 12r 18p 15r 13p 13r 20p 14r 16p 12r 13p 15r 21p 16r 10p 13r 16p 17r
1965-66 Bill Blair Bob Kovalski Mike Riordan Jimmy Walker	1/4/66 2/26/66 2/1/66 12/28/65 1/6/66 1/11/66 2/19/66	Brown Holy Cross Canisius Illinois Massachusetts Rhode Island Seton Hall	20p 11r 17p 12r 22p 12r 16p 10r 26p 17r 15p 13r 16p 13r
1966-67 Tony Koski Mike Riordan Jimmy Walker	12/7/66 12/10/66 2/8/67 2/18/67 3/11/67 1/28/67 2/6/67 2/8/67 2/14/67 2/23/67 12/28/66 2/14/67	Brown St. Francis Fairfield Boston College Memphis State Seton Hall St. Bonaventure Fairfield St. Joseph's Rhode Island Northwestern St. Joseph's	16p 17r 10p 20r 16p 12r 17p 12r 13p 10r 22p 17r 25p 14r 13p 10r 31p 12r 10p 15r 38p 10r 26p 12r
1968-69 Craig Callen Andy Clary Ray Johnson Jim Larranaga	12/7/68 12/5/68 1/13/69 2/12/69 1/2/69 1/13/69 2/5/69 2/18/69 3/1/69 1/7/69	St. Francis Assumption Creighton St. Joseph's Cal-Hrvine Creighton Duquesne Villanova Seton Hall St. Bonaventure	10p 11r 13p 16r 11p 10r 18p 10r 11p 11r 14p 13r 18p 11r 13p 16r 24p 20r 19p 10r

Gerry McNair	1/4/69	Canisius	11p 16r
1970-71 Fran Costello Ernie DiGregorio Ray Johnson Nehru King Jim Larranaga Donnie Lewis	12/26/70 2/27/71 12/18/70 2/1/71 2/25/71 12/9/70 2/27/71 12/30/70 1/5/71 1/30/71 12/5/70 2/1/71 12/18/70 2/13/71 2/17/71 2/27/71	Manhattan Assumption Detroit Seton Hall DePaul Fairfield Assumption St. John's Rhode Island Canisius Stetson Seton Hall Detroit St. Joseph's Rhode Island Assumption	20p 10r 17p 10r 12p 11a 21p 10a 20p 14a 19p 10r 10p 12r 23p 13r 25p 14r 14p 10r 20p 11r 10p 10r 20p 12r 15p 14r 26p 10r 21p 10r
1971-72 Marvin Barnes	12/4/71 12/8/71 12/11/71 12/18/71 12/22/71 12/27/71 12/28/71 1/5/72 1/10/72 1/15/72 1/19/72 1/22/72 1/26/72 1/29/72 2/5/72 2/8/72 2/13/72 2/15/72 2/19/72 2/22/72 2/27/72 3/1/72 3/4/72 3/6/72 3/9/72 2/19/72	Brown Buffalo State St. Joseph's DePaul St. Francis (NY) Penn State Fordham Boston College Villanova Loyola Fairfield Niagara So. California Massachusetts Rhode Island Canisius St. Bonaventure Rhode Island Holy Cross Assumption Duquesne St. John's Seton Hall Jacksonville Brown Holy Cross Boston College Loyola Niagara St. Francis (NY) Villanova Loyola	23p 18r 13p 34r 12b 20p 11b 22p 10r 14p 25r 23p 18r 21p 14r 24p 20r 22p 11r 14p 13r 28p 25r 22p 17r 21p 21r 27p 19r 16p 18r 17p 12r 22p 11r 23p 14r 23p 14r 27p 18r 20p 14r 26p 16r 24p 12r 36p 14r 20p 12r 23p 15r 12p 11r 25p 10a 15p 14a 20p 10a 16p 10r 22p 11r 14p 10r
Charlie Crawford Ernie DiGregorio Larry Ketvirtis Nehru King	12/9/72 12/15/72 12/23/72 1/2/73 1/6/73 1/13/73 1/20/73 1/24/73 1/27/73 1/31/73 2/3/73 2/7/73 2/10/73 2/12/73 2/15/73 2/20/73 2/22/73 2/24/73 3/3/73 3/5/73 3/8/73 3/10/73 3/15/73 3/17/73 3/24/73 12/9/72 12/15/72 12/19/72 12/23/72 1/13/73 1/20/73 1/24/73 1/27/73 1/31/73 2/3/73 2/7/73 2/10/73 2/12/73 2/15/73 2/20/73 2/22/73 2/24/73 3/3/73 3/5/73 3/8/73 3/10/73 3/15/73 3/17/73 3/24/73 12/9/72 12/15/72 12/19/72 12/23/72 1/13/73 1/20/73 1/24/73 1/27/73 1/31/73 2/3/73 2/7/73 2/10/73 2/12/73 2/15/73 2/20/73 2/22/73 2/24/73 3/3/73 3/5/73 3/8/73 3/10/73 3/15/73 3/17/73 3/24/73 12/9/72 12/15/72 12/19/72 12/23/72 1/13/73 1/20/73 1/24/73 1/27/73 1/31/73 2/3/73 2/7/73 2/10/73 2/12/73 2/15/73 2/20/73 2/22/73 2/24/73 3/3/73 3/5/73 3/8/73 3/10/73 3/15/73 3/17/73 3/24/73 12/9/72 12/15/72 12/19/72 12/23/72 1/13/73 1/20/73 1/24/73 1/27/73 1/31/73 2/3/73 2/7/73 2/10/73 2/12/73 2/15/73 2/20/73 2/22/73 2/24/73 3/3/73 3/5/73 3/8/73 3/10/73 3/15/73 3/17/73 3/24/73 12/9/72 12/15/72 12/19/72 12/23/72 1/13/73 1/20/73 1/24/73 1/27/73 1/31/73 2/3/73 2/7/73 2/10/73 2/12/73 2/15/73 2/20/73 2/22/73 2/24/73 3/3/73 3/5/73 3/8/73 3/10/73 3/15/73 3/17/73 3/24/73 12/9/72 12/15/72 12/19/72 12/23/72 1/13/73 1/20/73 1/24/73 1/27/73 1/31/73 2/3/73 2/7/73 2/10/73 2/12/73 2/15/73 2/20/73 2/22/73 2/24/73 3/3/73 3/5/73 3/8/73 3/10/73 3/15/73 3/17/73 3/24/73 12/9/72 12/15/72 12/19/72 12/23/72 1/13/73 1/20/73 1/24/73 1/27/73 1/31/73 2/3/73 2/7/73 2/10/73 2/12/73 2/15/73 2/20/73 2/22/73 2/24/73 3/3/73 3/5/73 3/8/73 3/10/73 3/15/73 3/17/73 3/24/73 12/9/72 12/15/72 12/19/72 12/23/72 1/13/73 1/20/73 1/24/73 1/27/73 1/31/73 2/3/73 2/7/73 2/10/73 2/12/73 2/15/73 2/20/73 2/22/73 2/24/73 3/3/73 3/5/73 3/8/73 3/10/73 3/15/73 3/17/73 3/24/73 12/9/72 12/15/72 12/19/72 12/23/72 1/13/73 1/20/73 1/24/73 1/27/73 1/31/73 2/3/73 2/7/73 2/10/73 2/12/73 2/15/73 2/20/73 2/22/73 2/24/73 3/3/73 3/5/73 3/8/73 3/10/73 3/15/73 3/17/73 3/24/73 12/9/72 12/15/72 12/19/72 12/23/72 1/13/73 1/20/73 1/24/73 1/27/73 1/31/73 2/3/73 2/7/73 2/10/73 2/12/73 2/15/73 2/20/73 2/22/73 2/24/73 3/3/73 3/5/73 3/8/73 3/10/73 3/15/73 3/17/73 3/24/73 12/9/72 12/15/72 12/19/72 12/23/72 1/13/73 1/20/73 1/24/73 1/27/73 1/31/73 2/3/73 2/7/73 2/10/73 2/12/73 2/15/73 2/20/73 2/22/73 2/24/73 3/3/73 3/5/73 3/8/73 3/10/73 3/15/73 3/17/73 3/24/73 12/9/72 12/15/72 12/19/72 12/23/72 1/13/73 1/20/73 1/24/73 1/27/73 1/31/73 2/3/73 2/7/73 2/10/73 2/12/73 2/15/73 2/20/73 2/22/73 2/24/73 3/3/73 3/5/73 3/8/73 3/10/73 3/15/73 3/17/73 3/24/73 12/9/72 12/15/72 12/19/72 12/23/72 1/13/73 1/20/73 1/24/73 1/27/73 1/31/73 2/3/73 2/7/73 2/10/73 2/12/73 2/15/73 2/20/73 2/22/73 2/24/73 3/3/73 3/5/73 3/8/73 3/10/73 3/15/73 3/17/73 3/24/73 12/9/72 12/15/72 12/19/72 12/23/72 1/13/73 1/20/73 1/24/73 1/27/73 1/31/73 2/3/73 2/7/73 2/10/73 2/12/73 2/15/73 2/20/73 2/22/73 2/24/73 3/3/73 3/5/73 3/8/73 3/10/73 3/15/73 3/17/73 3/24/73 12/9/72 12/15/72 12/19/72 12/23/72 1/13/73 1/20/73 1/24/73 1/27/73 1/31/73 2/3/73 2/7/73 2/10/73 2/12/73 2/15/73 2/20/73 2/22/73 2/24/73 3/3/73 3/5/73 3/8/73 3/10/73 3/15/73 3/17/73 3/24/73 12/9/72 12/15/72 12/19/72 12/23/72 1/13/73 1/20/73 1/24/73 1/27/73 1/31/73 2/3/73 2/7/73 2/10/73 2/12/73 2/15/73 2/20/73 2/22/73 2/24/73 3/3/73 3/5/73 3/8/73 3/10/73 3/15/73 3/17/73 3/24/73 12/9/72 12/15/72 12/19/72 12/23/72 1/13/73 1/20/73 1/24/73 1/27/73 1/31/73 2/3/73 2/7/73 2/10/73 2/12/73 2/15/73 2/20/73 2/22/73 2/24/73 3/3/73 3/5/73 3/8/73 3/10/73 3/15/73 3/17/73 3/24/73 12/9/72 12/15/72 12/19/72 12/23/72 1/13/73 1/20/73 1/24/73 1/27/73 1/31/73 2/3/73 2/7/73 2/10/73 2/12/73 2/15/73 2/20/73 2/22/73 2/24/73 3/3/73 3/5/73 3/8/73 3/10/73 3/15/73 3/17/73 3/24/73 12/9/72 12/15/72 12/19/72 12/23/72 1/13/73 1/20/73 1/24/73 1/27/73 1/31/73 2/3/73 2/7/73 2/10/73 2/12/73 2/15/73 2/20/73 2/22/73 2/24/73 3/3/73 3/5/73 3/8/73 3/10/73 3/15/73 3/17/73 3/24/73 12/9/72 12/15/72 12/19/72 12/23/72 1/13/73 1/20/73 1/24/73 1/27/73 1/31/73 2/3/73 2/7/73 2/10/73 2/12/73 2/15/73 2/20/73 2/22/73 2/24/73 3/3/73 3/5/73 3/8/73 3/10/73 3/15/73 3/17/73 3/24/73 12/9/72 12/15/72 12/19/72 12/23/72 1/13/73 1/20/73 1/24/73 1/27/73 1/31/73 2/3/73 2/7/73 2/10/73 2/12/73 2/15/73 2/20/73 2/22/73 2/24/73 3/3/73 3/5/73 3/8/73 3/10/73 3/15/73 3/17/73 3/24/73 12/9/72 12/15/72 12/19/72 12/23/72 1/13/73 1/20/73 1/24/73 1/27/73 1/31/73 2/3/73 2/7/73 2/10/73 2/12/73 2/15/73 2/20/73 2/22/73 2/24/73 3/3/73 3/5/73 3/8/73 3/10/73 3/15/73 3/17/73 3/24/73 12/9/72 12/15/72 12/19/72 12/23/72 1/13/73 1/20/73 1/24/73 1/27/73 1/31/73 2/3/73 2/7/73 2/10/73 2/12/73 2/15/73 2/20/73 2/22/73 2/24/73 3/3/73 3/5/73 3/8/73 3/10/73 3/15/73 3/17/73 3/24/73 12/9/72 12/15/72 12/19/72 12/23/72 1/13/73 1/20/73 1/24/73 1/27/73 1/31/73 2/3/73 2/7/73 2/10/73 2/12/73 2/15/73 2/20/73 2/22/73 2/24/73 3/3/73 3/5/73 3/8/73 3/10/73 3/15/73 3/17/73 3/24/73 12/9/72 12/15/72 12/19/72 12/23/72 1/13/73 1/20/73 1/24/73 1/27/73 1/31/73 2/3/73 2/7/73 2/10/73 2/12/73 2/15/73 2/20/73 2/22/73 2/24/73 3/3/73 3/5/73 3/8/73 3/10/73 3/15/73 3/17/73 3/24/73 12/9/72 12/15/72 12/19/72 12/23/72 1/13/73 1/20/73 1/24/73 1/27/73 1/31/73 2/3/73 2/7/73 2/10/73 2/12/73 2/15/73 2/20/73 2/22/73 2/24/73 3/3/73 3/5/73 3/8/73 3/10/73 3/15/73 3/17/73 3/24/73 12/9/72 12/15/72 12/19/72 12/23/72 1/13/73 1/20/73 1/24/73 1/27/73 1/31/73 2/3/73 2/7/73 2/10/73 2/12/73 2/15/73 2/20/73 2/22/73 2/24/73 3/3/73 3/5/73 3/8/73 3/10/73 3/15/73 3/17/73 3/24/73 12/9/72 12/15/72 12/19/72 12/23/72 1/13/73 1/20/73 1/24/73 1/27/73 1/31/73 2/3/73 2/7/73 2/10/73 2/12/73 2/15/73 2/20/73 2/22/73 2/24/73 3/3/73 3/5/73 3/8/73 3/10/73 3/15/73 3/17/73 3/24/73 12/9/72 12/15/72 12/19/72 12/23/72 1/13/73 1/20/73 1/24/73 1/27/73 1/31/73 2/3/73 2/7		



DOUBLE-DOUBLES



THE RECORDS

	12/28/73	Tennessee	19p 19r		1/7/78	Canisius	16p 13r	Dave Kipfer	1/5/87	Syracuse	20p 11r
	12/29/73	Washington St.	26p 15r		2/2/78	St. Bonaventure	19p 11r	Ernie Lewis	2/25/87	Seton Hall	17p 10r
	1/5/74	Catholic	21p 19r	Rich Hunger	3/2/78	Holy Cross	14p 10r	Steve Wright	12/9/86	Brown	13p 10r
	1/7/74	California	21p 16r	Bob Misevicius	2/19/78	Boston College	15p 10r		12/6/86	Rhode Island	14p 10r
	1/12/74	Villanova	15p 16r		11/30/77	Louisville	16p 12r		2/19/87	Syracuse	15p 14r
	1/17/74	Massachusetts	24p 11r		12/22/77	California	13p 13r				
	1/19/74	St. Joseph's	10p 12r		1/28/78	DePaul	18p 12r	1987-88			
	1/23/74	Boston College	30p 13r		2/4/78	Rhode Island	10r 10a	Eric Murdock	3/5/88	St. John's	17p 10a
	1/26/74	Rhode Island	14p 23r		3/4/78	Rhode Island	14p 10a	Darryl Wright	12/8/87	Brown	18p 10r
	1/29/74	Jacksonville	14p 19r					Steve Wright	1/2/88	Marist	14p 10r
	1/31/74	Duquesne	27p 23r	1978-79					2/6/88	Seton Hall	11p 14r
	2/6/74	St. Bonaventure	29p 16r	Bill Fields	12/23/78	Louisville	16p 11r	1988-89			
	2/9/74	Seton Hall	23p 20r		1/11/79	Seton Hall	18p 12r	Marty Conlon	12/6/88	Yale	17p 10r
	2/12/74	Brown	28p 27r	Rudy Williams	12/6/78	Boston College	26p 14r		1/18/89	Georgetown	13p 10r
	2/13/74	Holy Cross	31p 21r		1/6/79	Brown	18p 14r		2/18/89	Syracuse	29p 11r
	2/19/74	Rhode Island	32p 23r		1/27/79	Canisius	30p 18r		2/22/89	Georgetown	12p 10r
	2/22/74	Assumption	23p 21r	1979-80				Cal Foster	11/28/88	Brown	17p 12r
	2/28/74	Canisius	26p 21r	Bill Fields	11/30/79	Stonehill	14p 10r	Eric Murdock	2/1/89	St. John's	24p 10r
	3/2/74	St. John's	15p 12r	Rich Hunger	11/30/79	Stonehill	10p 12r	Carlton Screen	11/28/88	Brown	21p 10a
	3/4/74	Brown	37p 23r	Rudy Williams	11/30/79	Stonehill	20p 10r				
	3/10/74	Pennsylvania	26p 17r		12/1/79	Niagara	18p 14r	1989-90			
	3/14/74	No. Carolina St.	14p 13r		12/5/79	Assumption	16p 13r	Marques Bragg	1/6/90	Georgetown	15p 11r
Gary Bello	3/17/74	St. John's	14p 10a		1/4/80	St. Bonaventure	21p 12r	Quinton Burton	11/25/89	Bowling Green	10p 10r
Bob Cooper	12/13/73	San Francisco	11p 11r		1/19/80	N. Carolina A&T	19p 11r		12/30/89	UNC-Asheville	13p 12r
	12/17/73	Niagara	20p 11r						2/3/90	Connecticut	13p 10r
	1/29/74	Jacksonville	25p 12r	1980-81					3/9/90	Georgetown	16p 10r
	2/16/74	St. Francis (NY)	17p 13r	Rich Hunger	11/29/80	Massachusetts	12p 12r	Marty Conlon	11/25/89	Bowling Green	17p 10r
	3/2/74	St. John's	13p 10r		12/27/80	Brown	14p 10r		12/2/89	Holy Cross	21p 11r
Mark McAndrew	3/14/74	No. Carolina St.	17p 10r		12/29/80	Biscayne	21p 17r		1/30/90	Villanova	22p 10r
Kevin Stacom	2/22/74	Assumption	10p 11r	Jerry Scott	12/15/80	Campbell	11p 10r		2/19/90	Connecticut	10p 10r
	1/17/74	Massachusetts	13p 11a	Otis Thorpe	12/2/80	Assumption	11p 12r	Carlton Screen	2/28/90	Miss. Valley St.	20p 11r
	2/28/74	Canisius	24p 12a		12/15/80	Campbell	18p 10r		12/30/89	UNC-Asheville	13p 11a
					2/7/81	Syracuse	20p 13r		1/20/90	Syracuse	10p 16a
1974-75					2/14/81	Villanova	20p 10r		2/13/90	Georgetown	29p 10a
Gary Bello	12/28/74	Drake	10p 13a						2/25/90	Syracuse	20p 11a
	3/18/75	Pittsburgh	16p 11a	1981-82					2/28/90	Miss. Valley St.	14p 10a
Bruce Campbell	12/2/74	Cal-Fullerton	10p 10r	Ron Jackson	12/5/81	Arizona	26p 10r	Abdul Shamsid-Deen	1/20/90	Syracuse	11p 12r
	1/4/75	Oregon	17p 15r	Otis Thorpe	11/30/81	Assumption	22p 11r		1/27/90	Boston College	10p 15r
	1/11/75	Jacksonville	18p 12r		12/2/81	St. Michael's	24p 12r		2/25/90	Syracuse	11p 10r
	2/1/75	Canisius	19p 18r		12/19/81	Creighton	15p 12r		2/28/90	Miss. Valley St.	16p 14r
	2/4/75	Brown	16p 11r		12/20/81	Maine	12p 10r		3/15/90	Ohio State	12p 10r
Bob Cooper	3/18/75	Pittsburgh	13p 11r		12/22/81	Drexel	16p 10r	1990-91			
	12/28/74	Drake	15p 14r		1/20/82	Rhode Island	12p 11r	Marques Bragg	12/1/90	New Hampshire	14p 13r
	1/8/75	St. Joseph's	25p 12r		1/23/82	Georgetown	14p 14r		12/8/90	Rhode Island	21p 14r
	1/11/75	Jacksonville	15p 11r		2/10/82	Boston College	19p 14r		12/21/90	Manhattan	10p 10r
	2/8/75	Seton Hall	16p 11r		2/13/82	Seton Hall	20p 10r		12/29/90	Liberty	18p 14r
Bill Eason	3/3/75	St. Bonaventure	13p 12r		2/27/82	Villanova	13p 12r		1/26/91	Syracuse	21p 11r
	3/3/75	St. Bonaventure	14p 14r						2/6/91	Georgetown	15p 11r
Mark McAndrew	3/18/75	Pittsburgh	18p 16r	1982-83	3/5/83	Boston College	11p 13r		2/16/91	Villanova	10p 16r
	12/4/74	Brown	11p 13r	Ray Knight	12/1/82	Robert Morris	14p 10r		2/23/91	Boston College	25p 10r
	1/2/75	San Francisco	10p 10r	Otis Thorpe	12/4/82	St. John's	19p 12r		3/13/91	James Madison	21p 12r
	1/18/75	Massachusetts	11p 14r		12/10/82	Ohio Univ.	18p 12r		3/20/91	Oklahoma	14p 16r
	3/3/75	St. Bonaventure	16p 11r		2/26/83	Connecticut	19p 13r	Fred Campbell	3/18/91	West Virginia	10p 10r
					2/28/83	Pittsburgh	26p 11r	Eric Murdock	12/11/90	Boston College	34p 11r
1975-76					3/5/83	Boston College	20p 10r		3/2/91	Villanova	30p 10a
Bruce Campbell	11/29/75	Brown	16p 12r		3/9/83	Seton Hall	24p 12r		3/8/91	St. John's	21p 10r
	12/13/75	Purdue	23p 12r		2/8/83	Rhode Island	10p 10a	Dickey Simpkins	11/24/90	Lafayette	12p 10r
	1/10/76	Louisville	19p 12r		2/12/83	Seton Hall	10p 11a		12/11/90	Boston College	10p 13r
	1/14/76	Seton Hall	18p 16r						12/31/90	Charleston Sou.	11p 13r
	1/17/76	Rhode Island	12p 10r	1983-84					1/5/91	Holy Cross	16p 14r
	1/24/76	LaSalle	18p 12r	Ray Knight	11/30/83	Assumption	11p 11r	1991-92			
	2/1/76	Boston College	26p 14r		2/27/84	Howard	10p 10r	Marques Bragg	11/26/91	Minnesota	14p 11r
	2/14/76	Canisius	24p 10r		11/30/83	Assumption	25p 14r		12/7/91	Holy Cross	16p 12r
	2/28/76	St. John's	10p 10r	Otis Thorpe	12/28/83	Pennsylvania	16p 18r		12/21/91	Vermont	14p 16r
	3/13/76	No. Carolina A&T	19p 11r		1/11/84	Boston College	18p 16r		12/30/91	Cent. Connect.	21p 14r
Joe Hassett	1/14/76	Seton Hall	16p 10r		1/14/84	Syracuse	24p 13r		1/14/92	Boston College	14p 15r
Mark McAndrew	11/28/75	Stonehill	12p 10r		2/4/84	Seton Hall	25p 14r		1/22/92	Connecticut	13p 14r
Bob Misevicius	2/28/76	St. John's	26p 11r		2/7/84	St. John's	10p 15r		2/1/92	Pittsburgh	11p 10r
	3/4/76	Holy Cross	10p 11r		2/25/84	Villanova	14p 10r	Dickey Simpkins	12/1/91	Brown	12p 11r
	3/13/76	No. Carolina A&T	20p 10r		2/27/84	Howard	25p 13r		2/1/92	Pittsburgh	16p 10r
					3/7/84	Seton Hall	19p 20r	Michael Smith	12/4/91	Maryland	17p 10r
1976-77									12/28/91	Alabama State	15p 11r
Bruce Campbell	11/29/76	Brown	24p 15r	1984-85	12/4/84	Holy Cross	13p 12r		12/30/91	Cent. Connect.	10p 15r
	12/1/76	Assumption	17p 12r	Ray Knight	12/8/84	Rhode Island	10p 10r		1/11/92	Pittsburgh	19p 14r
	12/12/76	Holy Cross	18p 11r		1/19/85	Marquette	14p 10r		1/18/92	St. John's	25p 16r
	12/29/76	Michigan	25p 10r		12/29/84	Illinois State	21p 13r		1/22/92	Connecticut	13p 22r
	1/18/77	Rhode Island	22p 11r						1/28/92	Syracuse	23p 10r
Bob Cooper	2/19/77	LaSalle	16p 10r	Steve Wright					2/1/92	Pittsburgh	16p 13r
	11/29/76	Brown	17p 13r		1985-86				2/4/92	Seton Hall	14p 12r
	12/4/76	Purdue	21p 14r		Dave Kipfer	3/17/86	George Mason	19p 13r	2/8/92	Georgetown	11p 12r
	12/11/76	Boston College	22p 12r		Alan Roth	12/7/85	Rhode Island	12p 10r	2/12/92	Miami	14p 15r
	12/12/76	Holy Cross	18p 12r		Steve Wright	12/28/85	Xavier	10p 11r	2/12/92	Connecticut	19p 11r
	1/22/77	Boston Univ.	23p 10r								
	2/1/77	St. Bonaventure	16p 10r		12/2/85	Northeastern	17p 11r	1992-93			
Bill Eason	2/9/77	DePaul	24p 10r		12/4/85	Brown	17p 13r	Dickey Simpkins	12/28/92	Boston Univ.	15p 11r
	1/24/77	Canisius	16p 12r		12/28/85	Xavier	12p 10r		1/2/93	Pittsburgh	16p 16r
	2/12/77	Long Island	20p 13r		2/1/86	Boston College	10p 15r		1/25/93	Villanova	12p 10r
Bob Misevicius	1/2/77	Seton Hall	12p 10p 10a		3/17/86	George Mason	10p 15r	Michael Smith	12/1/92	Brown	15p 10r
	1/8/77	Massachusetts	10p 10r						12/8/92	Rhode Island	16p 11r
	1/11/77	Connecticut	14p 13p 10a		11/28/86	American	26p 11a		12/22/92	Arizona	13p 10r
	1/25/77	Niagara	13p 14r	1986-87	1/5/87	Syracuse	12p 10a		1/9/93	Seton Hall	34p 18r
	3/5/77	Holy Cross	10p 11r	Billy Donovan	2/17/87	Seton Hall	23p 10a		1/16/93	Syracuse	12p 11r
1977-78					2/28/87	Georgetown	21p 10a		1/23/93	Connecticut	15p 16r
Bruce Campbell	12/22/77	California	18p 11r		3/2/87	Villanova	28p 11a		1/30/93	Dartmouth	14p 13r
	1/7/78	Canisius	18p 12r		3/7/87	Georgetown	11p 10a		2/2/93	Seton Hall	21p 12r
	2/14/78	Niagara	20p 10r		3/12/87	Alabama-Birm.	35p 12a		2/9/93	St. John's	11p 11r
	2/21/78	Rhode Island	19p 13r		3/19/87	Alabama	26p 10a		2/13/93	Georgetown	15p 11r
Bill Eason	1/5/78	Brown	18p 10r								



2/20/93	Villanova	11p 12r
3/18/93	James Madison	10p 12r
3/21/93	West Virginia	15p 12r
3/24/93	Boston College	12p 18r
3/31/93	Alabama-Birm.	17p 14r

1993-94

Dickey Simpkins	1/11/93	Rhode Island	23p 11r
	1/22/94	Boston College	12p 11r
	2/8/94	Pittsburgh	11p 10r
Michael Smith	11/26/93	Oklahoma State	18p 14r
	11/29/93	Brown	10p 12r
	12/4/93	Pittsburgh	16p 15r
	12/7/93	Villanova	13p 11r
	12/21/93	Princeton	10p 15r
	1/5/94	Seton Hall	16p 20r
	1/11/94	Rhode Island	19p 15r
	1/15/94	Georgetown	16p 13r
	1/19/94	Connecticut	10p 11r
	1/22/94	Boston College	18p 13r
	1/25/94	Syracuse	15p 26r
	2/8/94	Pittsburgh	20p 11r
	2/15/94	Syracuse	14p 10r
	2/21/94	St. John's	10p 10r
	3/7/94	Georgetown	15p 12r
	3/11/94	Villanova	25p 12r
	3/13/94	Georgetown	16p 16r
	3/17/94	Alabama	10p 10r
Eric Williams	12/11/93	St. Francis	13p 12r
	1/31/94	Seton Hall	22p 10r
	3/2/94	Villanova	29p 13r

1994-95

Troy Brown	12/21/94	Bryant	17p 13r
	1/7/95	Pittsburgh	21p 11r
	1/18/95	Miami	13p 10r
	1/21/95	Syracuse	31p 14r
	2/1/95	Seton Hall	17p 14r
	2/18/95	Georgetown	17p 12r
	3/11/95	Villanova	13p 12r
Austin Croshere	3/10/95	Syracuse	28p 14r
Franklin Western	12/3/94	Rhode Island	21p 11r
Eric Williams	11/26/94	Rider	14p 11r
	2/1/95	Seton Hall	22p 13r
	2/22/95	St. John's	30p 11r
	3/10/95	Syracuse	12p 10r
	3/20/95	Virginia Tech	12p 10r

1995-96

Derrick Brown	12/11/95	Wisconsin	11p 10r
	2/3/96	Rutgers	15p 13r
	2/10/96	Pittsburgh	21p 10r
	3/7/96	Villanova	17p 11r
Austin Croshere	11/25/95	New Hampshire	31p 14r
	3/15/96	Fairfield	16p 12r
Ruben Garces	12/6/95	Seton Hall	12p 14r
	12/9/95	Rhode Island	11p 16r
	12/21/95	Texas	11p 14r
God Shammgod	2/6/96	Connecticut	10p 10a
	2/14/96	Miami	11p 11a
Jamel Thomas	12/21/95	Texas	19p 12r

1996-97

Derrick Brown	11/22/96	Alaska-Fairbanks	29p 14r
	1/29/97	Connecticut	31p 10r
	2/1/97	Boston College	21p 11r
	2/5/97	Rutgers	17p 12r
	3/19/97	Duke	33p 10r
Austin Croshere	12/28/96	Loyola-Mary.	20p 11r
	1/6/97	Villanova	27p 10r
	1/19/97	West Virginia	12p 16r
	2/1/97	Boston College	25p 10r
	2/12/97	Georgetown	20p 12r
	2/15/97	Pittsburgh	25p 12r
	2/18/97	Rutgers	17p 13r
	2/24/97	Syracuse	21p 11r
	3/19/97	Duke	21p 10r
Ruben Garces	11/27/96	Long Island	14p 13r
	1/2/97	St. John's	14p 10r
	1/11/97	Seton Hall	16p 18r
	2/24/97	Syracuse	12p 13r
	3/7/97	Villanova	15p 10r
	3/23/97	Arizona	16p 19r
God Shammgod	12/21/96	Brown	10p 10s
	2/24/97	Syracuse	14p 10a
Jamel Thomas	11/22/96	Alaska-Fairbanks	29p 15r
	11/23/96	Middle Tenn.	12p 10r
	3/6/97	West Virginia	11p 12r
	3/23/97	Arizona	23p 11r

1997-98

Llewellyn Cole	12/27/97	Purdue	10p 10r
Justin Farley	2/18/98	Miami	16p 10r
Erron Maxey	1/5/98	Iona	11p 12r
Ben Perkins	11/18/97	Vermont	10p 12r
Jamel Thomas	11/18/97	Vermont	25p 11r
	11/25/97	Brown	16p 10r
	12/23/97	Loyola-Mary.	13p 12r
	1/5/98	Iona	14p 11r
	2/28/98	Notre Dame	32p 10r

3/4/98	Notre Dame	17p 10r
--------	------------	---------

1998-99

Justin Farley	1/26/99	Villanova	10p 10r
	2/20/99	Villanova	21p 10r
	2/27/99	Georgetown	25p 11r
	11/21/98	Texas-Pan Am	20p 11r
Erron Maxey	12/11/98	Rutgers	13p 13r
	1/12/99	Syracuse	14p 12r
	3/10/99	No. Carolina St.	12p 12r
Jamel Thomas	11/10/98	Texas Christian	21p 11r
	11/30/98	Maine	25p 11r
	12/5/98	Brown	30p 10r
	12/30/98	Pittsburgh	25p 11r
	1/9/99	Georgetown	17p 12r
	1/12/99	Syracuse	19p 14r
	1/23/99	Arkansas	30p 10r

1999-00

Erron Maxey	11/22/99	Brown	15p 18r
	12/4/99	No. Carolina St.	18p 10r
	12/7/99	Rhode Island	12p 14r
	12/21/99	Cent. Connect.	19p 14r
	12/23/99	Arkansas	18p 11r
	2/12/00	Rutgers	12p 10r
	2/26/00	Boston College	16p 21r
	12/27/99	Long Island	25p 15r 10b
	12/30/99	Massachusetts	14p 10r
	1/8/00	Boston College	15p 16r
	1/30/00	West Virginia	14p 11r
Karim Shabazz			

2000-01

Marcus Douthit	12/23/00	Brown	22p 11r
John Linehan	2/10/01	Georgetown	18p 10a
Erron Maxey	11/21/00	Maine	11p 11r
	12/7/00	Massachusetts	17p 12r
	2/3/01	St. John's	13p 11r
Karim Shabazz	12/11/00	G. Washington	14p 13r
	1/28/01	Miami	11p 12r
	2/10/01	Georgetown	22p 11r

2001-02

Marcus Douthit	12/19/01	Sacred Heart	17p 10r
Ryan Gomes	1/5/02	Syracuse	12p 15r
	1/19/02	Miami	31p 12r
	2/2/02	Boston College	17p 12r
	2/19/02	Villanova	17p 11r
Maris Laksa	1/22/02	Rutgers	12p 14r
	1/26/02	St. John's	18p 13r
Garnett Thompson	11/19/01	Oklahoma State	11p 10r

2002-03

Romuald Augustin	12/28/02	Northeastern	21p 10r
Marcus Douthit	12/19/02	Richmond	11p 10r
Ryan Gomes	11/23/02	Brown	17p 12r
	12/7/02	Rhode Island	24p 15r
	12/19/02	Richmond	24p 17r
	12/21/02	Alabama	21p 12r
	12/28/02	Northeastern	20p 10r
	12/30/02	Pennsylvania	16p 11r
	1/4/03	Siena	17p 11r
	1/11/03	Villanova	14p 11r
	1/15/03	Louisiana-Laf.	21p 10r
	1/21/03	Notre Dame	21p 13r
	1/29/03	Miami	12p 15r
	2/18/03	Miami	20p 10r
	3/8/03	Seton Hall	12p 10r
	3/12/03	West Virginia	26p 15r
	3/13/03	Pittsburgh	16p 11r
	3/19/03	Richmond	10p 10r
	3/24/03	Georgetown	21p 13r

2003-04

Marcus Douthit	1/10/04	Rutgers	16p 11r
	2/7/04	Syracuse	16p 11r
Ryan Gomes	11/22/03	Hofstra	17p 14r
	12/6/03	Illinois	24p 12r
	12/23/03	Richmond	16p 13r
	12/28/03	Siena	20p 15r
	1/3/04	Virginia	27p 11r
	1/17/04	West Virginia	21p 12r
	1/24/04	Connecticut	26p 12r
	2/1/04	Seton Hall	28p 13r
	2/11/04	Villanova	23p 12r
	2/14/04	Boston College	20p 11r
	2/24/04	Notre Dame	25p 12r
	2/29/04	St. John's	19p 11r
	3/19/04	Pacific	25p 13r

2004-05

Dwight Brewington	11/18/04	Rutgers	21p 10r
Ryan Gomes	11/16/04	Niagara	25p 19r
	11/26/04	Michigan	11p 13r
	12/21/04	Maine	25p 10r
	1/3/05	Brown	24p 15r
	1/11/05	Villanova	28p 11r
	2/9/05	West Virginia	33p 14r
Randall Hanke	3/1/05	St. John's	17p 13r
	3/5/05	Georgetown	18p 12r
Herbert Hill	1/11/05	Villanova	15p 12r

CAREER DOUBLE-DOUBLES

80	Marvin Barnes, 1971-74
46	Jim Hadnot, 1959-62
45	Michael Smith, 1991-94
40	Ryan Gomes, 2001-05
31	John Thompson, 1961-64
30	Otis Thorpe, 1980-84

SEASON DOUBLE-DOUBLES

31	Marvin Barnes, 1973-74
25	Marvin Barnes, 1971-72
24	Marvin Barnes, 1972-73
18	Michael Smith, 1993-94
17	Jim Hadnot, 1960-61
17	Ryan Gomes, 2002-03

TRIPLE-DOUBLES

Jim Hadnot	3/18/60	St. Louis	17p 19r 10b
Lenny Wilkens	1/16/60	Boston College	13p 10r 10a
Marvin Barnes	12/8/71	Buffalo State	13p 34r 12b
Marvin Barnes	3/8/73	Brown	19p 21r 10b
Bob Misevicius	1/2/77	Seton Hall	12p 10r 10a
Bob Misevicius	1/11/77	Connecticut	14p 13r 10a
Karim Shabazz	12/27/99	Long Island	25p 15r 10b

20-20 GAMES

John Ritch	2/16/55	Rhode Island	22p 25r
John Ritch	2/7/57	Brandeis	20p 22r
Jim Hadnot	2/19/60	Boston College	25p 25r
Jim Hadnot	12/20/60	Gonzaga	39p 20r
Jim Hadnot	2/13/61	St. Bonaventure	30p 20r
Jim Hadnot	3/23/61	Holy Cross	25p 20r
Jim Hadnot	1/29/62	Niagara	28p 21r
Jim Hadnot	2/17/62	Boston Univ.	25p 21r
Jim Hadnot	3/3/62	Holy Cross	42p 25r
John Thompson	2/9/63	Catholic	38p 20r
John Thompson	1/28/64	Santa Clara	26p 20r
Ray Johnson	3/1/69	Seton Hall	24p 20r
Marvin Barnes	1/5/72	Boston College	24p 20r
Marvin Barnes	1/19/72	Fairfield	28p 25r
Marvin Barnes	1/26/72	So. California	21p 21r
Marvin Barnes	2/12/73	Cleveland State	20p 22r
Marvin Barnes	2/15/73	Holy Cross	21p 21r
Marvin Barnes	2/20/73	Villanova	23p 21r
Marvin Barnes	2/22/73	Assumption	29p 30r
Marvin Barnes	2/24/73	Seton Hall	20p 23r
Marvin Barnes	3/5/73	St. Bonaventure	32p 22r
Marvin Barnes	12/13/73	San Francisco	20p 22r
Marvin Barnes	1/31/74	Duquesne	27p 23r
Marvin Barnes	2/9/74	Seton Hall	23p 20r
Marvin Barnes	2/12/74	Brown	28p 27r
Marvin Barnes	2/13/74	Holy Cross	31p 21r
Marvin Barnes	2/19/74	Rhode Island	32p 23r
Marvin Barnes	2/22/74	Assumption	23p 21r
Marvin Barnes	2/28/74	Canisius	26p 21r
Marvin Barnes	3/4/74	Brown	37p 23r

Tuukka Kotti	12/4/04	Rhode Island	17p 10r
	2/13/05	Rutgers	17p 11r

2005-06

Randall Hanke	12/20/05	Northeastern	34p 12r
	3/4/06	Marquette	23p 15r
Herbert Hill	1/25/06	Rutgers	19p 10r
	2/7/06	DePaul	20p 11r
	2/17/06	Cincinnati	17p 10r
Jonathan Kale	12/27/05	San Diego St.	15p 12r
	1/14/06	Notre Dame	12p 10r
Geoff McDermott	12/20/05	Northeastern	10p 16r
	12/27/05	San Diego St.	15p 13r
	1/3/06	Loyola	21p 14r
	1/21/06	DePaul	10p 11r
	3/4/06	Marquette	14p 16r

Double-double records prior to 1972-73 are incomplete.



Overtime Games (50-50)

Home: 29-21 Away: 21-29

1 OT: 42-42	2 OT: 6-6	3 OT: 1-1	4 OT: 1-0	5 OT: 0-1
2-24-28	Albany State		30	31 -
1-15-32	Holy Cross		35	31
12-20-35	Columbus Club		43	45 -
1-23-37	Dartmouth		57	51
1-14-41	SPRINGFIELD		44	40
12-13-45	St. Michael's		61	64 - (2OT)
2-26-46	QUONSET NAVAL STATION		59	64 -
1-18-51	RHODE ISLAND		68	67
2-14-56	NOTRE DAME		85	83
12- 2-56	ASSUMPTION		56	57 -
2- 7-57	Brandeis		75	71
2-12-57	RHODE ISLAND		70	73 -
2- 5-58	Fordham		52	54 -
1-24-59	Villanova		90	83 (4OT)
2- 7-59	RHODE ISLAND		71	59
3-17-59	St. Louis (NIT)		75	72 (2OT)
12-19-59	St. John's		64	67 -
2- 9-60	St. Bonaventure		89	90 - (3OT)
12-13-60	San Francisco		54	47
1-11-61	Rhode Island		68	66
1-21-61	Niagara		76	74 (2OT)
2-23-61	Holy Cross (NIT)		90	83
1-11-62	RHODE ISLAND		68	65
3-14-62	Temple (NIT)		78	80 -
2-22-64	St. Bonaventure		75	79 -
12-17-64	Creighton		95	90
2-12-65	St. Joseph's (NCAA)		81	73
2- 6-66	Duquesne		76	78 -
1- 7-67	Canisius		72	79 -
1-28-67	SETON HALL		91	87
3-14-67	Marquette (NIT)		80	81 -
1- 4-69	Canisius		88	84
1-10-69	Boston College		84	90 -
1-28-70	ST. JOHN'S		58	57
12-28-72	FORDHAM		72	77 -
1-23-74	BOSTON COLLEGE		79	77
1-31-74	Duquesne		87	88 -
2-12-74	BROWN		75	73 (2OT)
2-26-76	MASSACHUSETTS		79	81 -
12- 4-76	PURDUE		62	68 -
12-29-76	MICHIGAN (Industrial Classic)		82	81 (2OT)
1- 2-77	SETON HALL		72	68
1-25-77	Niagara		71	63
2-12-78	NIAGARA		72	70
2-15-78	JACKSONVILLE		52	50
11-25-78	MAINE		75	73
1-29-79	Niagara		56	55
12- 1-79	NIAGARA		60	59
3- 6-81	VILLANOVA		49	58 -
1-20-82	RHODE ISLAND		49	47
1-28-82	Dayton		77	79 - (5OT)
2- 1-82	CONNECTICUT		45	47 -
2-15-82	ST. JOHN'S		76	77 - (2OT)
1-29-83	Pittsburgh		55	59 - (2OT)
12- 7-83	MARQUETTE		64	60
1- 4-84	Seton Hall		58	60 - (2OT)
2- 4-84	SETON HALL		82	74
11-23-84	VIRGINIA		75	71
12- 5-84	Holy Cross		84	75 (2OT)
1- 2-86	ST. JOHN'S		90	95 -
1-11-86	VILLANOVA		77	78 - (2OT)
1-16-86	Boston College		76	75
1-31-87	ST. JOHN'S		92	81
3-14-87	Austin Peay (NCAA)		90	87
1-30-88	VILLANOVA		82	76
11-28-88	S. ALABAMA (Fleet Classic)		93	86
2-14-89	Villanova		83	86 -
1-30-90	Villanova		88	96 -
2-19-90	Connecticut		72	75 -
3-15-90	Ohio State (NCAA)		83	84 -
2-15-91	St. John's		79	85 -
2-19-91	CONNECTICUT		66	70 -
3-13-91	JAMES MADISON (NIT)		98	93 (2OT)
11-25-91	Chaminade (Maui Classic)		108	111 -
12- 1-91	BROWN		69	71 -
1-22-92	CONNECTICUT		86	97 -
2-24-92	ST. JOHN'S		68	72 -
12- 8-92	RHODE ISLAND		79	81 -
2- 6-93	Georgetown		66	58
11-26-93	Oklahoma State		102	113 -
1-31-94	Seton Hall		63	64 -
3- 7-94	GEORGETOWN		73	69
3-19-95	Syracuse (BET)		71	69
2-17-96	BOSTON COLLEGE		68	70 -
2- 8-97	West Virginia		78	90 -
2-22-97	Notre Dame		74	86 -
2-24-97	SYRACUSE		82	91 -
3-23-97	Arizona (NCAA)		92	96 -
1- 5-99	WEST VIRGINIA		90	87
2-20-99	Villanova		90	84
12-30-99	MASSACHUSETTS		61	60
1-30-00	West Virginia		60	70 -
1-19-02	Miami		96	102 -
1-26-02	St. John's		75	70
12-30-02	PENNSYLVANIA		74	71
3- 8-03	SETON HALL		64	61
1- 5-04	TEXAS		77	79 -
12- 4-04	RHODE ISLAND		65	58
1-11-05	VILLANOVA		78	83 -
2-15-05	CONNECTICUT		89	94 - (2OT)

100-Point Games By The Friars (68)

11-27-99	American-Puerto Rico (Puerto Rico Shootout)	120-60
2-22-01	BINGHAMTON	119-58
1-10-73	WESTERN KENTUCKY	118-88
11-28-90	BROWN	116-69
2- 2-61	CREIGHTON	115-70
12-27-86	MAINE	113-87
2-12-73	CLEVELAND STATE	113-79
2-22-74	ASSUMPTION	112-86
11-23-90	MORGAN STATE	112-74
12-23-00	BROWN	110-59
2-19-91	Connecticut	108-102
3- 8-75	Connecticut	108-83
12-11-65	St. Francis (NY)	108-80
11-25-91	Chaminade (Maui Classic) (OT)	108-111 -
12- 4-85	BROWN	107-80
2-22-73	ASSUMPTION	107-87
12-23-72	DEPAUL	107-80
12-13-69	ST. FRANCIS (NY)	107-72
1-24-89	Miami (Fla)	106-91
12-20-86	RIDER	106-64
2- 8-75	SETON HALL	106-101
1-29-74	Jacksonville	106-90
3-19-63	Miami (NIT)	106-96
12-27-89	BROOKLYN	105-64
1-12-89	CENTRAL CONNECTICUT STATE	105-56
12-29-87	AUSTIN PEAY	105-99
2-14-74	HOLY CROSS	104-68
2-27-71	ASSUMPTION	105-91
12-20-73	WILLIAM & MARY	105-75
12- 8-87	BROWN	104-90
11-28-86	AMERICAN (Fleet Classic)	104-82
12-23-85	ARKANSAS-LITTLE ROCK	104-80
1- 5-74	CATHOLIC UNIVERSITY	104-69
2-19-72	HOLY CROSS	104-68
12-21-04	MAINE	104-74
2-10-01	GEORGETOWN	103-79
12- 1-90	NEW HAMPSHIRE	103-70
3-19-87	Alabama (NCAA)	103-82
1-14-87	CONNECTICUT	103-89
2- 7-76	HOLY CROSS	103-85
3-17-73	Maryland (NCAA)	103-89
3- 5-73	ST. BONAVENTURE	103-88
12- 8-69	VA COMMONWEALTH	103-71
12- 4-69	Assumption	103-88
2-29-04	St. John's	103-78
11-26-93	Oklahoma State (OT)	102-113 -
12-29-90	LIBERTY	102-78
2-10-90	Pittsburgh	102-117 -
3- 4-89	BOSTON COLLEGE	102-76
11-25-88	NIAGARA (Fleet Classic)	102-66
12-18-76	BROWN	102-82
11-28-75	STONEHILL	102-76
2-10-73	RHODE ISLAND	102-81
3- 1-69	SETON HALL	102-86
3- 2-65	MASSACHUSETTS	102-75
2- 4-64	BOSTON COLLEGE	102-78
2- 2-63	NIAGARA	102-78
2-21-90	MIAMI	101-67
3-18-75	Pittsburgh (NIT)	101-80
2-16-74	ST. FRANCIS (NY)	101-65
1-26-63	SCRANTON	101-74
2- 9-54	RHODE ISLAND	101-81
12-27-89	MAINE	100-78
12- 6-86	RHODE ISLAND	100-90
2-29-60	FAIRFIELD	100-57
11-28-95	BROWN	100-67
11-27-96	LONG ISLAND UNIVERSITY	100-88
2-11-04	Villanova	100-74

100-Point Games Against The Friars (24)

1-23-99	Arkansas	79-118 -
2-10-90	Pittsburgh	102-117 -
11-26-93	Oklahoma State (OT)	102-113 -
11-25-91	Chaminade (Maui Classic) (OT)	108-111 -
2-18-53	FAIRFIELD	88-110
1- 4-86	Georgetown	79-110
3-13-65	Princeton (NCAA)	69-109
3- 3-48	Rhode Island	84-108 -
12-17-54	Holy Cross	77-106 -
12-28-78	Virginia (Sugar Bowl Classic)	68-106 -
2-15-99	St. John's	70-104 -
12-20-65	Houston	89-102 -
12-28-70	South Carolina (Holiday Festival)	86-102 -
1-13-90	VILLANOVA	74-102 -
1-19-91	Connecticut	108-102
1-19-02	Miami	96-102 -
3- 5-47	Rhode Island	53-101 -
12-17-54	Holy Cross	47-101 -
1-20-73	at UCLA	77-101 -
2- 8-75	SETON HALL	106-101
1-12-91	Pittsburgh	82-101 -
2-12-91	Syracuse	83-101 -
1-28-89	Syracuse	96-100 -
2- 8-95	Syracuse	76-100 -

THE RECORDS



TEAM SEASON CHARTS

PROVIDENCE COLLEGE MEDIA GUIDE 2006-2007

POINTS SCORED

PC	Year
2947	1986-87
2782	1972-73
2770	1973-74
2755	1996-97
2681	1990-91
2513	1974-75
2475	1975-76
2473	1988-89
2450	1985-86
2432	1989-90

OPPONENTS

2623	1986-87
2525	1996-97
2510	1990-91
2398	1974-75
2368	1972-73
2337	1985-86
2335	1973-74
2309	1987-88
2309	1991-92
2285	1998-99

AVERAGE POINTS

PC	Year
89.7	1972-73
86.7	1986-87
86.6	1973-74
85.3	1988-89
83.9	1989-90
83.8	1990-91
81.1	1974-75
80.9	1964-65
79.8	1970-71
79.6	1962-63

OPPONENTS

82.5	1987-88
78.4	1990-91
77.4	1974-75
77.3	1989-90
77.1	1986-87
76.4	1972-73
76.2	1998-99
75.8	1952-53
75.4	1985-86
74.8	1988-89
74.8	1995-96

FIELD GOALS

PC	Year
1199	1973-74
1192	1972-73
1072	1974-75
1049	1975-76
994	1986-87
969	1996-97
962	1976-77
961	1985-86
955	1990-91
906	1988-89

OPPONENTS

1022	1972-73
1011	1973-74
998	1974-75
919	1975-76
906	1996-97
871	1990-91
862	1986-87
837	1984-85
834	1998-99
832	1987-88

FIELD GOAL ATT.

PC	Year
2402	1973-74
2336	1972-73
2193	1990-91
2189	1986-87
2168	1996-97
2151	1975-76
2125	1974-75
2062	1985-86
1946	1960-61
1938	1959-60

OPPONENTS

2416	1972-73
2395	1973-74
2272	1974-75
2103	1996-97
2077	1975-76
1967	1962-63
1943	1963-64
1941	1990-91
1934	1960-61
1932	1976-77

FIELD GOAL PCT.

PC	Year
.512	1976-77
.510	1972-73
.504	1974-75
.499	1973-74
.493	1988-89
.488	1975-76
.487	1983-84
.486	1970-71
.478	1965-66
.476	1962-63

OPPONENTS

.511	1984-85
.500	1978-79
.495	1987-88
.492	1980-81
.487	1985-86
.478	1979-80
.476	1982-83
.473	1998-99
.470	1981-82
.468	1983-84

3 PT. FIELD GOALS

PC	Year
280	1986-87
249	2000-01
228	2003-04
219	2001-02
209	1996-97

OPPONENTS

201	1996-97
197	2005-06
186	2004-05
185	1993-94
178	2002-03

3 POINT FG ATT.

PC	Year
696	2001-02
665	1986-87
629	2003-04
622	2000-01
622	1996-97

OPPONENTS

578	2004-05
567	1996-97
566	2002-03
547	1993-94
538	2005-06

3 POINT FG PCT.

PC	Year
.421	1986-87
.400	2000-01
.387	1989-90
.382	1988-89
.368	1987-88

OPPONENTS

.405	1987-88
.396	1989-90
.395	1995-96
.366	2005-06
.354	1996-97

FREE THROWS

PC	Year
675	1986-87
614	1991-92
611	1953-54
608	1996-97
582	1989-90
567	1990-91
548	1993-94
533	1992-93
528	1985-86
510	1952-53

OPPONENTS

790	1986-87
706	1985-86
691	1991-92
639	1990-91
570	1989-90
556	1953-54
555	1988-89
544	1984-85
530	1987-88
525	2001-02

FREE THROW ATT.

PC	Year
949	1991-92
881	1986-87
841	1990-91
841	1996-97
836	1992-93
818	1952-53
818	1989-90
779	1993-94
725	1985-86
712	2001-02

OPPONENTS

1169	1986-87
1013	1985-86
966	1991-92
908	1990-91
813	1989-90
783	1988-89
781	1984-85
765	1996-97
763	1987-88
762	1966-67

FREE THROW PCT.

PC	Year
.779	2002-03
.766	1986-87
.760	1965-66
.756	1987-88
.737	1972-73
.731	1974-75
.730	1976-77
.728	1985-86
.72314	1994-95
.72294	1996-97
.722	1975-76

OPPONENTS

.736	2005-06
.733	1970-71
.72727	1978-79
.72727	1995-96
.720	1977-78
.716	1994-95
.7153	1991-92
.7148	1993-94
.7147	1983-84
.712	1976-77

REBOUNDS

PC	Year
1544	1973-74
1488	1972-73
1421	1959-60
1382	1960-61
1378	1990-91
1347	1974-75
1342	1996-97
1327	1991-92
1317	1992-93
1315	1963-64

OPPONENTS

1361	1972-73
1311	1973-74
1302	1996-97
1292	1960-61
1285	1986-87
1261	1974-75
1257	1975-76
1191	1962-63
1177	1998-99
1177	2001-02

REBOUND AVG.

PC	Year
53.7	1954-55
50.6	1963-64
49.0	1959-60
48.3	1973-74
48.2	1955-56
48.0	1972-73

OPPONENTS

47.0	1968-69
44.8	1967-68
44.6	1960-61
44.5	1964-65
43.9	1972-73

ASSISTS

PC	Year
640	1973-74
628	1972-73
621	1974-75
589	1977-78
584	1976-77
582	1990-91
580	1996-97
573	1986-87
570	1988-89
566	1975-76

OPPONENTS

577	1974-75
545	1987-88
539	1972-73
521	1990-91
511	1977-78
501	1975-76
498	2002-03
488	1973-74
487	1996-97
475	1995-96

STEALS

PC	Year
342	2001-02
336	1996-97
336	1998-99
332	1985-86
315	1986-87
314	1988-89
308	1987-88

OPPONENTS

273	2002-03
266	1999-00
265	1990-91
264	2004-05
252	1991-92
250	2000-01
249	2001-02

BLOCKED SHOTS

PC	Year
260	1973-74
210	1974-75
187	2004-05
177	2002-03
172	2000-01
151	1991-92
143	2003-04

OPPONENTS

150	1990-91
144	1991-92
144	1992-93
138	1993-94
134	1985-86



FIELD GOALS

PC

50	American-Puerto Rico (11-27-99)
48	ASSUMPTION (2-22-73)
48	SETON HALL (2-8-75)
48	Connecticut (3-8-75)
48	BROWN (12-18-76)
Fewest: 4	Crescent A.C. (1-1-27)
Modern: 14	N. HAMPSHIRE (12-5-92), HOLY CROSS (11-20-99), GEORGETOWN (2-18-84) *

OPPONENTS

45	San Francisco (1-2-75)
45	Holy Cross (12-17-54)
45	Arkansas (1-23-99)
43	FAIRFIELD (2-18-53)
42	UCLA (1-20-73)
42	Syracuse (1-23-86) *
Fewest: 0	New Hampshire (2-13-32)
Modern: 9	Fairfield (3-3-77)

FIELD GOAL ATTEMPTS

PC

98	Seton Hall (2-9-74)
97	Rhode Island (2-27-53)
93	HOLY CROSS (12-18-85)
92	Rhode Island (2-10-73)
92	ASSUMPTION (12-1-51)
Fewest: 33	Georgetown (3-6-82) *

OPPONENTS

104	WESTERN KENTUCKY (1-10-73)
94	Furman (3-16-74) NCAA
94	Duquesne (1-31-74)
93	Seton Hall (2-9-74)
92	ST. BONAVENTURE (3-5-73)
92	Rhode Island (2-10-73)
92	ST. FRANCIS (2-16-74)
92	Holy Cross (12-17-54)
Fewest: 35	Brown (1-9-80)

FIELD GOAL PERCENTAGE

PC

.688	Alabama (3-19-87) NCAA
.682	BINGHAMTON (2-22-01)
.675	CONNECTICUT (1-21-84) *
.667	BROWN (12-18-76)
.667	Holy Cross (12-5-84)
Lowest: .269	HOLY CROSS (11-20-99)

OPPONENTS

.696	FLORIDA (12-16-78)
.683	Princeton (3-13-65) NIT
.679	Georgetown (2-23-83) *
.673	ST. JOHN'S (1-2-86) *
.672	Connecticut (2-9-85) *
Lowest: .234	NEW HAMPSHIRE (2-5-92)

FREE THROWS

PC

42	BOSTON COLLEGE (2-4-64)
40	Alaska-Fairbanks (11-22-96)
40	WEST VIRGINIA (1-5-99) *
38	ARK.-LITTLE ROCK (12-23-85)
38	Georgetown (3-13-94) **

OPPONENTS

41	VILLANOVA (1-13-90) *
39	SETON HALL (1-9-93) *
38	CONNECTICUT (2-3-90) *
38	Pittsburgh (2-10-90) *
38	SYRACUSE (2-5-00) *

FREE THROW ATTEMPTS

PC

59	WEST VIRGINIA (1-5-99) *
55	Alaska-Fairbanks (11-22-96)
52	Georgetown (3-13-94) **
52	ASSUMPTION (12-2-56)
48	BOSTON COLLEGE (2-4-64)
48	Connecticut (1-19-91) *
48	ARK.-LITTLE ROCK (12-23-85)
Fewest: 0	Louisville (2-6-77)
	Georgetown (12-18-79) *

OPPONENTS

57	SETON HALL (1-9-93) *
55	PITTSBURGH (2-7-87) *
51	St. John's (1-5-93) *
51	CONNECTICUT (2-3-90) *
51	SETON HALL (2-17-87) *
51	ARK.-LITTLE ROCK (12-23-85)
51	SYRACUSE (2-5-00) *
Fewest: 2	NIAGARA (2-14-78)

FREE THROW PCT. (10 ATT.)

PC

1.000	VILLANOVA (3-2-87) *
1.000	CONNECTICUT (2-6-01) *
1.000	BROWN (11-23-02)
.958	ST. JOHN'S (3-5-88) *
.947	ROBERT MORRIS (12-1-82)
.947	Miami (2-18-98) *
Lowest (10 ATT): .200	Rhode Island (1-16-79)

OPPONENTS

1.000	BOSTON COLLEGE (1-10-95) *
1.000	CAL-IRVINE (1-2-69)
.966	Boston College (2-1-96) *
.958	Duquesne (2-10-71)
.944	BOSTON COLLEGE (2-18-92) *
Lowest (10 ATT): .100	SAN FRANCISCO (12-13-73)

3 POINT FIELD GOALS

PC

17	LOYOLA-CHICAGO (1-19-04)
16	BROWN (11-28-90)
15	Villanova (2-11-04) *
14	MAINE (12-27-86)
14	Miami (1-20-87)
14	Alabama (3-19-87) NCAA
14	Boston College (2-1-96) *
14	GEORGETOWN (2-10-01) *
14	BINGHAMTON (2-22-01)
14	Miami (1-19-02) *
14	VIRGINIA (2-2-05)

OPPONENTS

15	Arkansas (1-23-99)
14	Notre Dame (2-23-00) *
13	Boston College (1-14-92) *
13	Oklahoma State (11-26-93)
13	CONNECTICUT (2-8-03) *
13	Virginia Tech (1-18-03) *
13	Notre Dame (1-14-06) *

3 POINT FIELD GOAL ATTEMPTS

PC

34	CONNECTICUT (1-22-92) *
32	NIAGARA (11-25-88)
32	BROWN (11-28-90)
32	West Virginia (1-30-02) *
32	LOYOLA-CHICAGO (1-19-04)

OPPONENTS

37	TEXAS (12-31-96)
34	Notre Dame (2-23-00) *
34	NORTHEASTERN (12-20-05)
34	Rutgers (1-25-06) *
32	GEORGETOWN (2-27-96) *

3 POINT FIELD GOAL PCT. (10 ATT.)

PC

.737	GEORGETOWN (2-10-01) *
.706	Villanova (1-10-87) *
.684	WEST VIRGINIA (1-17-04) *
.667	Boston College (2-1-96) *
.667	BINGHAMTON (2-22-01)

OPPONENTS

.800	SETON HALL (2-17-87) *
.714	Rhode Island (12-6-03)
.700	VILLANOVA (1-13-90) *
.700	Virginia (3-16-89) NCAA
.684	CONNECTICUT (2-8-03) *
.636	Notre Dame (2-21-96) *

REBOUNDS

PC

78	ASSUMPTION (12-4-64)
78	BUFFALO STATE (12-8-71)
70	SANTA CLARA (1-28-64)
70	ST. FRANCIS (2-16-74)
69	NIAGARA (1-25-64)
Fewest: 12	ARIZONA (12-3-83)

OPPONENTS

69	Wisconsin (12-26-61)
65	DePaul (12-18-61)
64	St. John's (12-27-60)
63	Xavier (12-20-61)
62	Bradley (3-22-60) NIT
62	ARK.-LITTLE ROCK (12-23-85)
Fewest: 13	PRINCETON (12-21-93)

* BIG EAST ** BIG EAST Tournament

ASSISTS

PC

33	Connecticut (3-8-75)
33	CANISIUS (1-7-78)
32	ASSUMPTION (2-22-74)
32	MISS. VALLEY ST. (2-28-90)
31	LONG ISLAND (2-12-77)
31	BROWN (11-28-90)
31	BINGHAMTON (2-22-01)
Fewest: 3	Seton Hall (1-14-76)

OPPONENTS

37	Syracuse (1-23-86) *
31	UCLA (1-20-73)
31	Syracuse (1-28-89) *
29	Arkansas (1-23-99)
28	HOLY CROSS (11-30-87)
28	Syracuse (2-8-95) *
28	Villanova (3-11-95) **
Fewest: 3	RHODE ISLAND (12-7-85)

STEALS

PC

24	BROWN (12-21-96)
23	MAINE (12-21-04)
21	ARK.-LITTLE ROCK (12-23-85)
20	WEST VIRGINIA (1-5-99) *
Fewest: 0	LaSalle (2-19-77), Villanova (2-22-77), Rhode Island (1-20-82)

OPPONENTS

19	Connecticut (1-23-80) *
18	Seton Hall (3-13-93) **
17	Villanova (12-8-81) *
16	Holy Cross (1-5-91)
16	Villanova (3-5-86) **
16	Arkansas (1-23-99)
Fewest: 0	WAYNE ST. (1-6-76), Lafayette (12-27-77), VILLANOVA (2-14-81) *, ST. MICHAEL'S (12-2-81)

BLOCKED SHOTS

PC

16	VILLANOVA (1-11-05) *
14	SYRACUSE (12-14-74)
14	JACKSONVILLE (1-11-75)
14	RHODE ISLAND (12-2-00)
13	ST. JOSEPH'S (1-8-75)
13	Rhode Island (12-10-91)
13	Seton Hall (2-13-95) *
13	LONG ISLAND (12-27-99)

OPPONENTS

17	Georgetown (2-22-89) *
14	Georgetown (2-6-91) *
12	Connecticut (1-19-91) *
11	SYRACUSE (2-15-86) *
11	HOWARD (12-22-86)
11	VERMONT (12-21-91)
11	Syracuse (1-12-99) *

TURNOVERS

PC

40	Fordham (12-28-71)
32	NEW HAMPSHIRE (11-22-91)
31	MASSACHUSETTS (11-29-80)
30	VILLANOVA (1-12-74)
30	Oregon (1-4-75)
30	RHODE ISLAND (12-10-88)
30	VILLANOVA (1-11-05)
Fewest: 5	Rhode Island (1-20-82)
	Georgetown (3-9-91) **

OPPONENTS

35	STONEHILL (11-28-75)
35	ARK.-LITTLE ROCK (12-23-85)
35	HOLY CROSS (12-18-85)
35	MARIST (1-2-88)
33	HAWAII (1-15-77)
33	VILLANOVA (1-13-90) *
Fewest: 5	Pittsburgh (1-11-92) *

PERSONAL FOULS

PC

39	Bates (2-9-49)
38	ARK.-LITTLE ROCK (12-23-85)
37	SETON HALL (1-9-93) *
Fewest: 7	NIAGARA (2-14-78)

OPPONENTS

41	WEST VIRGINIA (1-5-99) *
36	NEW HAMPSHIRE (11-24-89)
36	St. Francis (NY) (12-13-58)
35	RHODE ISLAND (12-6-86)
Fewest: 6	Louisville (2-6-77)