



Pitt (2-3, 0-1 Big East) vs. Navy (3-2)

Oct. 10, 2007 • 8 p.m., EDT
Heinz Field (65,050) • Pittsburgh, Pa.

Broadcast Information

TV: The Pitt-Navy game will be televised by ESPN. Rece Davis (play-by-play), legendary Pitt offensive lineman Mark May (color), and Lou Holtz (color) form the broadcast crew.

PITT RADIO: 3WS 94.5 (WWSW-FM), Fox Sports Radio 970 (WBGG-AM) and the Pitt ISP Sports Network. Bill Hillgrove calls the action, three-time Pitt All-American Bill Fralic provides color analysis and former Pitt offensive lineman Penny Semaia gives sideline reports.

ISP NATIONAL RADIO: The game will also be heard nationwide as the ISP Big East Game of the Week. Bill Rosinski (play-by-play) and Dave Archer (color) call the action.

SIRIUS SATELLITE RADIO: Every Pitt football game is available via SIRIUS Satellite Radio. The Pitt-Navy game will be on channel 126.

Game Story

Pitt and Navy meet for the first time in 18 years. The Panthers last played the Midshipmen in 1989, a 31-14 Pitt victory.

The Panthers enter the Navy contest looking to break a three-game losing streak. Pitt opened the year with two victories before entering its current skid.

In attendance for the Pitt-Navy game will be luminaries from both teams, including the Panthers' 1976 Heisman Trophy winner Tony Dorsett and former Midshipman Roger Staubach, the 1963 Heisman winner. Dorsett and Staubach were NFL teammates while with the Dallas Cowboys in the 1970s.

Pitt will also honor running back Curtis Martin, recently retired from the New York Jets, who finished his pro career as the NFL's fourth all-time leading rusher. Martin starred at Pitt from 1991-94.

Pitt-Navy in Brief

Series Began: 1912

Overall: Pitt leads 20-12-3

At Pittsburgh: Pitt leads 11-3-2

At Navy: Pitt leads 8-6

At Neutral Sites: Navy leads 3-1-1

Last Meeting: Oct. 14, 1989 (Pitt 31, Navy 14)

Dave Wannstedt vs. Navy: 0-0

Paul Johnson vs. Pitt: 0-0

Pitt Head Coach Dave Wannstedt

Overall (season): 13-15 (third)

At Pitt (season): 13-15 (third)

Alma Mater (year): Pittsburgh (B.S. 1974, M.Ed. 1976)

Navy Head Coach Paul Johnson

Overall (season): 102-37 (11th)

At Navy (season): 40-27 (sixth)

Alma Mater (year): Western Carolina (1979)



Schedules and Results



Pitt (2-3)

| | | |
|----------------|--------------------------------|----------|
| Sept. 1 | EASTERNMICHIGAN | W, 27-3 |
| Sept. 8 | GRAMBLING (ESPN360) | W, 34-10 |
| Sept. 15 | at Michigan State (ESPN) | L, 13-17 |
| Sept. 22 | CONNECTICUT* (ESPNU) | L, 14-34 |
| Sept. 29 | at Virginia (ESPNU) | L, 14-44 |
| Oct. 10 (Wed.) | NAVY (ESPN) | 8p.m. |
| Oct. 20 | CINCINNATI* | TBA |
| Oct. 27 | at Louisville* | TBA |
| Nov. 3 | SYRACUSE* | TBA |
| Nov. 17 | at Rutgers* | TBA |
| Nov. 24 | SOUTHFLORIDA* | TBA |
| Dec. 1 | at West Virginia* (ESPN/ESPN2) | TBA |

Navy (3-2)

| | | |
|----------|------------------|---------------|
| Aug. 31 | at Temple | W, 30-19 |
| Sept. 7 | at Rutgers | L, 24-41 |
| Sept. 15 | BALLSTATE | L, 31-34 (OT) |
| Sept. 22 | DUKE | W, 46-43 |
| Sept. 29 | AIRFORCE | W, 31-20 |
| Oct. 10 | at Pittsburgh | 8p.m. |
| Oct. 20 | WAKEFOREST | 1p.m. |
| Oct. 27 | DELAWARE | 1p.m. |
| Nov. 3 | at Notre Dame | 2:30p.m. |
| Nov. 10 | at North Texas | 4p.m. |
| Nov. 17 | NORTHERNILLINOIS | 3:30p.m. |
| Dec. 1 | ARMY | Noon |

* Big East game

Pitt Football Media Services

WEEKLY PRESS CONFERENCE

Coach Dave Wannstedt will conduct his weekly press conferences Mondays of game weeks, beginning at noon. The conferences will be held at the UPMC Sports Performance Complex. FSN Pittsburgh will replay the conference Tuesdays at 1 p.m. The press conference is also available via Comcast "On Demand" to subscribers in Western Pennsylvania.

When obliged by the upcoming opponent, a 10-minute telephone hookup with the opposing coach will take place at 11:45 a.m. Transcripts as well as audio/video archives of Coach Wannstedt's press conferences are available on www.PittsburghPanthers.com.

PITT ON THE WEB

All of the latest and most comprehensive news concerning Pitt football can be accessed on the University of Pittsburgh's official athletic Web site, www.PittsburghPanthers.com.

Statistics, breaking news, weekly game releases and press conference video, audio and transcripts are available. The game release will be posted on Mondays in Adobe PDF format.

"BAIERL'S PANTHERS WEEKLY: THE DAVE WANNSTEDT SHOW" ON FSN

FSN Pittsburgh, the leader in all-sports programming throughout the tri-state area and beyond, will air "Baierl's Panthers Weekly: The Dave Wannstedt Show" during the 2007 football season.

Hosted by FSN anchor Rob King, the show will feature Coach Wannstedt's insights on a weekly basis and provide an insider's view on everything Pitt. The Dave Wannstedt Show will air Mondays at 7:30 p.m. The show is also available via Comcast "On Demand" to subscribers in Western Pennsylvania.

WTAE-TV'S "THE LAST WORD"

WTAE-TV, channel 4, will have "The Last Word" with Dave Wannstedt each Thursday during its 11 p.m. newscast this fall. Coach Wannstedt will discuss the football scene at Pitt with WTAE sports-caster Jon Burton.

THE RADIO HOME OF PITT FOOTBALL

Pitt football is broadcast on the Pitt ISP Sports Network, presented by First Commonwealth. Game broadcasts will air over a loyal network of stations, including Pittsburgh flagships 94.5 WWSW (WWSW-FM) and Fox Sports Radio 970 (WBGG-AM). Bill Hillgrove serves as Pitt's play-by-play voice, Bill Fralic provides color analysis and Penny Semaia gives sideline reports. Football broadcasts include:

- Two-hour pregame programming beginning with a 30-minute warm-up show with host **Rob King**. Pregame analysis then continues with the 90-minute **Geico Panthers Pregame Show** with Hillgrove, Fralic and King leading the discussion.
- The hour-long **Baierl Automotive Postgame Show** hosted by Bill Hillgrove and Bill Fralic, followed by "**Panther Hotline**," an hour-long call-in show heard on the flagship stations following postgame coverage.

Additionally, the weekly "**Dave Wannstedt Show**" will air live on Fox Sports Radio 970 from the Pittsburgh Steak Company (1924 East Carson Street) Wednesdays from 7:30-8:30 p.m.

Network Stations:

| | | |
|-------|--------------------------|----------|
| WWSW | Pittsburgh | 94.5 FM |
| WBGG* | Pittsburgh | 970 AM |
| WFBG | Altoona | 1290 AM |
| WBFD# | Bedford | 1310 AM |
| WFBS* | Berwick | 1280 AM |
| WESB | Bradford | 1490 AM |
| WBUT | Butler | 1050 AM |
| WHYL | Carlisle/Harrisburg | 960 AM |
| WLSW | Connellsville | 103.9 FM |
| WCED | DuBois | 1420 AM |
| WFNN* | Erie | 1330 AM |
| WPSN* | Honesdale | 1590 AM |
| WHUN* | Huntingdon/State College | 1150 AM |
| WCCS* | Indiana | 1160 AM |
| WCRO* | Johnstown | 1230 AM |
| WQW | Latrobe | 1570 AM |
| WQZS* | Meyersdale/Somerset | 93.3 FM |
| WKST | New Castle | 1200 AM |
| WKQW | Oil City | 96.3 FM |
| WPXZ* | Punxsutawney | 104.1 FM |
| WICK* | Scranton | 1400 AM |
| WDDH* | St. Mary's | 97.5 FM |
| WMBS* | Uniontown | 590 AM |
| WYCK* | Wilkes-Barre | 1340 AM |
| WOYK | York | 1350 AM |

* Also airs the Dave Wannstedt Show

Will air partial football schedule

The Dave Wannstedt Show can also be heard on WVAM 1430 AM in Altoona, WKRV 1120 AM in Oil City and WEIR 1430 AM in Weirton, W.Va.



Media Services

BIG EAST CONFERENCE CALL

Pitt head coach Dave Wannstedt will be available for interviews via a Big East football teleconference each Monday from 11:20-11:30 a.m. Every Big East coach will participate in the teleconference for 10-minute intervals beginning at 11:10 a.m. and ending at 12:30 p.m.

Please contact the Pitt or Big East media relations office for the number to access the teleconference. Replays are available via the official Big East Web site at www.bigeast.tv.

BIG EAST SATELLITE FEED

Pitt's weekly game highlights and interviews will be provided by the Big East Conference and aired every week beginning Sept. 5 via a satellite feed. Additional information and coordinates are available by contacting the Big East Communications Office at (401) 453-0660.



Contact Information

Pitt Media Relations: (412) 648-8240

Pitt Media Relations Fax: (412) 648-8248

Panthers on the Web: www.PittsburghPanthers.com

Heinz Field Press Box: (412) 697-7198

Associate Athletic Director/Media Relations: E.J. Borghetti

Borghetti e-mail: eborghetti@athletics.pitt.edu

Assistant Media Relations Director: Mendeny Nestor

Nestor e-mail: mnestor@athletics.pitt.edu

Probable Pitt Two-Deep

OFFENSE

SPLIT END

88 ODERICK TURNER (6-3, 200, SO*)

9 T.J. Porter (6-1, 185, SO) or

84 Maurice Williams (6-1, 190, FR)

LEFT TACKLE

76 JEFF OTAH (6-6, 340, SR)

72 Chase Clowser (6-7, 330, JR*)

LEFT GUARD

55 C.J. DAVIS (6-3, 315, JR)

70 Dominic Williams (6-4, 305, JR*)

CENTER

64 CHRIS VANGAS (6-2, 310, SR*)

53 Alex Karabin (6-1, 290, FR*)

RIGHT GUARD

56 JOE THOMAS (6-5, 300, SO)

62 John Bachman (6-4, 280, SO*) or

71 John Fieger (6-5, 265, FR)

RIGHT TACKLE

75 MIKE McGLYNN (6-5, 315, SR)

62 John Bachman (6-4, 280, SO*)

TIGHT END

80 NATE BYHAM (6-3, 245, SO)

83 John Pelusi (6-3, 255, SO*) or

14 Darrell Strong (6-5, 265, SR)

QUARTERBACK

19 PAT BOSTICK (6-3, 230, FR)

12 Kevan Smith (6-3, 225, FR*)

TAILBACK

25 LeSEAN McCOY (5-11, 210, FR) OR

34 LAROD STEPHENS-HOWLING (5-7, 180, JR)

FULLBACK

30 CONREDGE COLLINS (6-0, 230, JR)

32 Shane Brooks (5-11, 225, SO*)

FLANKER

87 MARCEL PESTANO (6-1, 195, JR*)

1 Cedric McGee (6-1, 200, SO*)

DEFENSE

LEFT END

58 JOE CLERMOND (6-3, 250, SR*)

45 Tyler Tkach (6-3, 265, FR*) or

97 Jabaal Sheard (6-4, 240, FR)

DEFENSIVE TACKLE

51 TOMMIE DUHART (6-4, 290, SO) OR

95 ERNEST WILLIAMS (6-1, 290, SO*)

57 Craig Bokor (6-3, 300, SO*)

NOSE TACKLE

50 RASHAAD DUNCAN (6-2, 290, JR)

74 John Malecki (6-3, 275, SO)

RIGHT END

41 CHRIS McKILLOP (6-3, 265, SR*)

91 Greg Romeus (6-5, 250, FR*)

SAMLINEBACKER

8 ADAM GUNN (6-2, 230, JR*)

2 Dorin Dickerson (6-2, 220, SO)

MIDDLE LINEBACKER

40 SCOTT McKILLOP (6-2, 240, JR*)

52 Dan Loheyde (6-0, 225, FR*) or

6 Steve Dell (6-1, 225, SO*)

WILLINEBACKER

15 SHANE MURRAY (6-1, 210, SO*)

24 Jemeel Brady (6-0, 210, SR*) or

44 Nate Nix (6-3, 225, FR*)

BOUNDARY CORNERBACK

5 KENNARD COX (6-1, 195, SR*)

7 Jovani Chappel (5-9, 185, SO) or

23 Lowell Robinson (6-0, 200, SR)

FREE SAFETY

28 ERIC THATCHER (5-9, 195, JR*)

31 Dom DeCicco (6-3, 200, FR)

STRONG SAFETY

10 MIKE PHILLIPS (5-11, 200, SR*)

20 Irvan Brown (6-0, 205, SO*)

FIELD CORNERBACK

17 AARON BERRY (5-11, 175, SO)

26 Ricky Gary (5-9, 175, FR*)

SPECIALISTS

PUNTER

18 DAVE BRYTUS (6-4, 230, JR*)

86 Lucas Stone (6-1, 190, SO*)

PLACEKICKER

37 CONOR LEE (5-11, 195, JR*)

31 Dan Hutchins (5-11, 190, FR*)

HOLDER

86 LUCAS STONE (6-1, 190, SO*)

18 Dave Brytus (6-4, 230, JR*)

LONG SNAPPER

Punt:

59 MARKESTERMYER (6-2, 245, JR*)

45 Tyler Tkach (6-3, 265, FR*) or

40 Scott McKillop (6-2, 240, JR*)

Field Goals/PATs:

59 MARKESTERMYER (6-2, 245, JR*)

71 John Fieger (6-5, 265, FR)

PUNT RETURNER

17 AARON BERRY (5-11, 175, SO)

9 T.J. Porter (6-1, 185, SO) or

23 Lowell Robinson (6-0, 200, SR) or

82 Aundre Wright (5-11, 185, FR)

KICKOFF RETURNER

9 T.J. PORTER (6-1, 185, SO)

23 LOWELL ROBINSON (6-0, 200, SR)

34 LaRod Stephens-Howling (5-7, 180, JR) or

82 Aundre Wright (5-11, 185, FR)



Pitt-Navy Series Notes

Pitt will play Navy for the first time since the 1989 season...the Panthers hold a 20-12-3 lead in a series that dates back to 1912...Pitt and the Midshipmen played 19 consecutive times between 1961-79, followed by seven consecutive meetings from 1983-89...the Panthers won the final four games played in the series, including 31-14 in the last meeting during the '89 season.



Game by Game

Pitt leads 20-12-3

| Date | | Pitt | UVA |
|---------------|---|------|-----|
| 1912 | @ | 6 | 13 |
| 1913 | @ | 0 | 0 |
| 1914 | @ | 13 | 6 |
| Oct. 9, 1915 | @ | 47 | 12 |
| Oct. 14, 1916 | @ | 20 | 19 |
| Oct. 14, 1933 | | 34 | 6 |
| Nov. 17, 1934 | @ | 31 | 7 |
| Oct. 16, 1954 | | 21 | 19 |
| Oct. 8, 1955 | @ | 0 | 21 |
| Oct. 28, 1961 | | 28 | 14 |
| Oct. 27, 1962 | @ | 9 | 32 |
| Oct. 26, 1963 | @ | 12 | 24 |
| Oct. 24, 1964 | | 14 | 14 |
| Oct. 16, 1965 | @ | 0 | 12 |
| Oct. 15, 1966 | | 7 | 24 |
| Oct. 28, 1967 | | 21 | 22 |
| Oct. 19, 1968 | @ | 16 | 17 |
| Oct. 11, 1969 | | 46 | 19 |
| Oct. 10, 1970 | @ | 10 | 8 |
| Oct. 9, 1971 | | 36 | 35 |
| Nov. 11, 1972 | @ | 13 | 28 |
| Oct. 27, 1973 | | 22 | 17 |
| Oct. 26, 1974 | @ | 13 | 11 |
| Oct. 25, 1975 | | 0 | 17 |
| Oct. 23, 1976 | @ | 45 | 0 |
| Oct. 15, 1977 | | 34 | 17 |
| Oct. 28, 1978 | @ | 11 | 21 |
| Oct. 27, 1979 | | 24 | 7 |
| Oct. 22, 1983 | @ | 21 | 14 |
| Oct. 27, 1984 | | 28 | 28 |
| Oct. 26, 1985 | @ | 7 | 21 |
| Oct. 25, 1986 | | 56 | 14 |
| Oct. 24, 1987 | @ | 10 | 6 |
| Oct. 22, 1988 | | 52 | 6 |
| Oct. 14, 1989 | | 31 | 14 |



Welcome Back "May Day"

One of the greatest players in Pitt history, Mark May returns to Pittsburgh as an ESPN color analyst for the Pitt-Navy game. The 1980 Outland Trophy winner, May was a vital cog on some of the greatest teams in school history from 1977-80.

May helped lead Pitt to a four-year record of 39-8-1, including four bowl games and three Top 10 finishes. May, who did not give up a sack his final two collegiate seasons, was named a unanimous All-American and winner of the prestigious Outland Trophy (outstanding interior lineman) in 1980. He remains Pitt's only Outland winner to this day.

May went on to an exceptional NFL career from 1981-93, playing 10 years with Washington and later San Diego and Phoenix. Pitt retired May's No. 73 jersey in 2001, making him just the eighth player to be so honored.

Pitt vs. Navy Team Comparison

| | PITT | NAVY |
|-------------------------|-------------|-------------|
| Points Per Game | 20.4 | 32.4 |
| Opp. Points Per Game | 21.6 | 31.4 |
| Net Rushing Yardage | 635 | 1742 |
| Avg. Per Rush | 3.7 | 5.8 |
| Avg. Per Game | 127.0 | 348.4 |
| Passing Yardage | 940 | 492 |
| Att-Comp-Int | 149-89-9 | 55-29-4 |
| Avg. Per Game | 188.0 | 98.4 |
| TDs Passing | 4 | 3 |
| Total Offense Per Game | 315.0 | 446.8 |
| Kick Return Avg. | 23.3 | 21.0 |
| Punt Return Avg. | 8.5 | 4.7 |
| Int. Return Avg. | 4.8 | 12.8 |
| Fumbles-Lost | 10-5 | 7-4 |
| Time of Possession Avg. | 29:46 | 30:27 |
| 3rd Down Conversions | 21/72 (29%) | 34/70 (49%) |
| 4th Down Conversions | 5/8 (62%) | 9/12 (75%) |
| Touchdowns Scored | 12 | 19 |
| FGs-Attempted | 6-7 | 9-14 |

Big East Standings

| Team | BIG EAST | | OVERALL | |
|-------------------|------------|-------------|------------|-------------|
| | W-L | Pct. | W-L | Pct. |
| Cincinnati | 1-0 | 1.000 | 6-0 | 1.000 |
| Connecticut | 1-0 | 1.000 | 5-0 | 1.000 |
| South Florida | 1-0 | 1.000 | 5-0 | 1.000 |
| West Virginia | 1-1 | .500 | 5-1 | .833 |
| Syracuse | 1-1 | .500 | 1-5 | .167 |
| Rutgers | 0-1 | .000 | 3-2 | .600 |
| Louisville | 0-1 | .000 | 3-3 | .500 |
| PITTSBURGH | 0-1 | .000 | 2-3 | .400 |

2007 Opponents at a Glance

| Team | W-L | This Week |
|------------------|-----|-------------------------------|
| Eastern Michigan | 2-4 | at Ohio |
| Grambling State | 4-1 | at Arkansas-Pine Bluff |
| Michigan State | 4-2 | Indiana |
| Connecticut | 5-0 | at Virginia |
| Virginia | 5-1 | Connecticut |
| Navy | 3-2 | at Pittsburgh (Wed., Oct. 10) |
| Cincinnati | 6-0 | Louisville |
| Louisville | 3-3 | at Cincinnati |
| Syracuse | 1-5 | Rutgers |
| Rutgers | 3-2 | at Syracuse |
| South Florida | 5-0 | Central Florida |
| West Virginia | 5-1 | Bye |



Notes & Anecdotes

Heisman Winners and NFL Teammates: In attendance for the Pitt-Navy game will be Tony Dorsett, Pitt's legendary tailback who led the Panthers to the 1976 national championship with a 12-0 mark and finished his collegiate career as the NCAA's all-time leading rusher with 6,082 yards. Dorsett actually broke the NCAA rushing mark at Annapolis that season on a 32-yard touchdown run in Pitt's 45-0 victory over Navy. Dorsett starred for the Panthers from 1973-76 before going on to an equally exceptional NFL career with the Dallas Cowboys (1977-87) and Denver Broncos (1988-89).

Navy quarterback Roger Staubach, Dorsett's old Dallas teammate and the 1963 Heisman Trophy winner, will also be in attendance. Staubach starred at Navy from 1962-64. He gave Pitt its only loss of the '63 season, 24-12, in Annapolis. The Panthers finished 9-1 that year and ranked No. 3 in the country. Navy went 9-2 and ranked second nationally at year's end. After a tour in Vietnam, Staubach moved on to the NFL as QB for the Cowboys from 1969-79.

As Dallas teammates, Dorsett and Staubach played in two Super Bowls together, winning Super Bowl XII (defeating Denver, 27-10) and losing to the Pittsburgh Steelers in Super Bowl XIII (35-31).

Congratulating Curtis: At halftime of the Navy game, Pitt will pay tribute to its former standout running back Curtis Martin, who starred for the Panthers from 1991-94. Martin retired this past summer from the New York Jets following an exceptional professional football career that covered 11 active seasons. He finished as the NFL's fourth all-time leading rusher with 14,101 yards, ranking behind only Emmitt Smith (18,355), Walter Payton (16,726) and Barry Sanders (15,269).

As a collegian, Martin rushed for 2,643 career yards despite playing in only two contests during the '94 campaign due to an ankle injury. The highlight of his Pitt career came in the '94 opener when Martin dashed for 251 yards against the Texas Longhorns, setting a Big East single-game rushing record. Martin was a first-team All-Big East running back in 1993 after rushing for 1,075 yards.

Aches and Pains: Pitt has endured significant setbacks in the health department this season with several prominent players going down with long-term or season-ending injuries.

In the opening week of training camp, returning All-Big East receiver Derek Kinder suffered a torn right anterior cruciate ligament. A Biletnikoff semifinalist in 2006, Kinder will receive a redshirt and return in 2008.

Pitt's original starting quarterback, junior Bill Stull, has been out indefinitely since injuring the thumb on his right (throwing) hand in the Panthers' season-opening victory over Eastern Michigan. His return to action this year is uncertain.

In the Panthers' second game of the season (Grambling), two-year starting defensive lineman Gus Mustakas suffered a torn left ACL and was lost for the season. A true junior, Mustakas will receive a medical redshirt.

Pitt's most recent injury misfortune struck the offensive line. Sophomore tackle Jason Pinkston injured his left shoulder Sept. 15 at Michigan State and will undergo season-ending surgery. Pinkston will also receive a medical redshirt.

QB Roulette: Pitt has had three different starting quarterbacks in just five games this year. Junior Bill Stull began the year as Pitt's starter before a thumb injury in the season-opener against Eastern Michigan sidelined him indefinitely. Redshirt freshman Kevan Smith started the Panthers' next three games (Grambling, Michigan State and Connecticut) before true frosh Pat Bostick assumed the starting role against Virginia. Bostick is projected to start Pitt's Oct. 10 game with Navy.

Closing in on a Record: Junior placekicker Conor Lee, a 2007 Lou Groza Award candidate, has converted 59 consecutive extra points. Lee was 47 of 47 last season and began this season converting each of his 12 PATs in the first five contests. The school mark for consecutive PATs is held by Carson Long, who made 60 in a row over the 1974 and 1975 seasons.

McKillop Relishes Starting Position: Junior Scott McKillop is in the midst of an all-star caliber year as Pitt's starting middle linebacker. McKillop currently leads the Big East in tackles, averaging 11.4 per game (57 total). That average ranks seventh nationally. At Michigan State, McKillop collected a career-high 17 tackles. That single-game total is the seventh highest nationally and second highest among Big East defenders.

Sterling Rankings: Pitt boasts top 30 national rankings in four major defensive categories, including pass defense (fifth, 157.40 avg.), total defense (ninth, 268.4 yards/game), pass efficiency defense (10th, 96.91 rating) and rushing defense (27th, 111.0 yards/game).

In the Red Zone: Pitt has scored 14-of-15 times it has penetrated the 20-yard line or "red zone" in 2007. While Pitt is 93.3% in the red zone, its opponents are 71.4% (15 of 21).

Pitt in the Red Zone in 2007

| Game | Att./Scores | TD (Rush/Pass) | FG | Fum/Int/Downs/Half |
|------------------|--------------|-------------------|------------|----------------------|
| Eastern Michigan | 5/5 | 3 (2 / 1) | 2-2 | 0 / 0 / 0 / 0 |
| Grambling State | 5/5 | 3 (3 / 0) | 2-2 | 0 / 0 / 0 / 0 |
| Michigan State | 1/1 | 0 (0 / 0) | 1-1 | 0 / 0 / 0 / 0 |
| Connecticut | 1/1 | 1 (1 / 0) | 0-0 | 0 / 0 / 0 / 0 |
| Virginia | 3/2 | 2 (1 / 1) | 0-0 | 0 / 0 / 1 / 0 |
| Totals | 15/14 | 9 (7 / 2) | 5-5 | 0 / 0 / 1 / 0 |
| Opponents | 21/15 | 10 (7 / 3) | 5-7 | 0 / 0 / 4 / 0 |

Pitt in the Big East & NCAA Rankings

2007 Individual Big East & NCAA Rankings

BIG EAST INDIVIDUAL RANKINGS (Top 3)

| Individual | Category | Avg./Rating | Big East |
|----------------------|-----------------------|---------------------------|----------|
| Scott McKillop | Tackles | 11.4/game | 1st |
| Conor Lee | PAT Kicking Pct. | 100.00 pct. (12-12) | T-1st |
| | Field Goal Pct. | 85.70 pct. (6-7) | 2nd |
| | Field Goals | 1.20/game | 3rd |
| LeSean McCoy | Rushing | 100.6 yds./game | 3rd |

NCAA INDIVIDUAL RANKINGS (Top 30)

| Individual | Category | Avg./Rating | NCAA |
|----------------------|---------------------|-----------------|------|
| Scott McKillop | Total Tackles | 11.4/game | 7th |

2007 Team Big East & NCAA Rankings

BIG EAST TEAM RANKINGS (Top 3)

| Category | Avg./Rating | Big East |
|---------------------------|----------------------------|----------|
| Opp. Penalties | 68.4 penalty yds./game ... | 1st |
| Pass Defense | 157.4 yds./game | 1st |
| PAT Kicking | 100.00 pct. (12-12) | T-1st |
| Field Goal Pct. | .857 pct. (6-7) | 2nd |
| Kickoff Returns | 23.3 yds./return | 2nd |
| Onside Kick Success | 50.0 pct. (1-2) | 2nd |
| Opp. First Downs | 84 total | 2nd |
| Net Punting | 38.4 yds./punt | 2nd |
| Fourth Down Effic | 62.5 pct. (5-8) | T-2nd |
| Opp. 4th Down Conv. | 33.3 pct. (3-9) | T-2nd |
| Pass Defense Effic. | 96.9 rating | 3rd |
| Total Defense | 268.4 yds./game | 3rd |

NCAA TEAM RANKINGS (Top 30)

| Category | Avg./Rating | NCAA |
|--------------------------------|------------------------|--------|
| Pass Defense | 157.40 yds./game | 5th |
| Total Defense | 268.40 yds./game | 9th |
| Defense Pass Effic. | 96.91 rating | 10th |
| Defensive 4th Down Effic. | 33.3 pct. (3-9) | T-20th |
| Fourth Down Effic | 62.5 pct. (5-8) | T-23rd |
| Rushing Defense | 111.0 yds./game | 27th |

2007 Game-By-Game Starting Lineups

Offense

| GAME | SE/X Rec. | LT | LG | C | RG | RT | TE/Y Rec. | FL/Z Rec. | Q B | FB | TB |
|----------------|-----------|------|-------|--------|---------|----------|-----------|-------------|---------|---------|------------------|
| Eastern Mich. | Turner | Otah | Davis | Vangas | Thomas | Pinkston | Byham | Pestano | Stull | Pelusi* | Stephens-Howling |
| Grambling St. | Turner | Otah | Davis | Vangas | McGlynn | Pinkston | Byham | M. Williams | Smith | Collins | Stephens-Howling |
| Michigan State | Turner | Otah | Davis | Vangas | McGlynn | Pinkston | Byham | Pestano | Smith | Strong* | McCoy |
| Connecticut | Turner | Otah | Davis | Vangas | Thomas | McGlynn | Byham | Pelusi** | Smith | Collins | Strong** |
| Virginia | Pelusi# | Otah | Davis | Vangas | Thomas | McGlynn | Byham | McGee | Bostick | Collins | McCoy |

Navy

Cincinnati

Louisville

Syracuse

Rutgers

USF

West Virginia

* Pitt started two tight ends without a fullback vs. Eastern Michigan and Michigan State

** Pitt started three tight ends vs. Connecticut

Pitt started two tight ends with a flanker vs. Virginia

Defense

| GAME | DE | NT | DT | DE | SLB | MLB | WLB | CB | SS | FS | CB |
|----------------|----------|---------|-------------|-------------|------|-------------|--------|-----|----------|----------|-------|
| Eastern Mich. | Clermond | Duncan | Mustakas | C. McKillop | Gunn | S. McKillop | Murray | Cox | Phillips | Thatcher | Gary |
| Grambling St. | Clermond | Duncan | Mustakas | C. McKillop | Gunn | S. McKillop | Murray | Cox | Phillips | Thatcher | Gary |
| Michigan State | Clermond | Duncan | E. Williams | C. McKillop | Gunn | S. McKillop | Murray | Cox | Phillips | Thatcher | Gary |
| Connecticut | Clermond | Duncan | Duhart | C. McKillop | Gunn | S. McKillop | Murray | Cox | Phillips | Thatcher | Berry |
| Virginia | Clermond | Malecki | Duhart | C. McKillop | Gunn | S. McKillop | Murray | Cox | Phillips | Thatcher | Berry |

Navy

Cincinnati

Louisville

Syracuse

Rutgers

USF

West Virginia

2007 Pitt Broadcasters Guide

Pronunciation Guide

PLAYERS

Chas Alexcih (ah-LEX-ah)
John Bachman (BAWK-man)
Shawn Besong (bee-song)
Craig Bokor (BOW-kor)
Jemeel Brady (ja-MEAL)
Nate Byham (BY-um)
Myles Caragein (CARE-uh-jean)
Jovani Chappel (ja-von-nee sha-PELL)
Kennard Cox (ken-NARD)
Dom DeCicco (dah-see-co)
Tommie Duhart (DO-hart)
John Fieger (FIG-er)
Max Gruder (GREW-der)
Shariff Harris (sha-reef)
Derek Kinder (KIN-der)
Dan Loheyde (LO-high-dee)
Dan Matha (MAY-tha)
LeSean McCoy (la-shawn)
Gus Mustakas (moo-STAKE-is)
Jeff Otah (owe-TAH)
Marcel Pestano (mar-SELL PEST-on-oh)
Jabaal Sheard (ja-ball)
Tyler Tkach (tack)
Mike Toerper (ter-per)
Oderick Turner (oh-derrick)

COACHES

Dave Wannstedt (Wawn-stead)
Brian Angelichio (an-jah-lee-ko)
Greg Gattuso (ga-TWO-so)
Aubrey Hill (AW-bre)

Game Day Coaching Booth

Matt Cavanaugh, offensive coordinator/quarterbacks
Brian Angelichio, tight ends
Chris Ball, secondary
Jeff Hafley, defensive graduate assistant/cornerbacks
Joe Perri, offensive graduate assistant/offensive line

Quick Coaching Staff Reference

HEADCOACH:

Dave Wannstedt

ASSISTANT COACHES:

Matt Cavanaugh, offensive coordinator/quarterbacks
Paul Rhoads, defensive coordinator/linebackers
Charlie Partridge, special teams coordinator/linebackers
Brian Angelichio, tight ends
Chris Ball, secondary
Paul Dunn, offensive line
Greg Gattuso, defensive line
Aubrey Hill, wide receivers
David Walker, running backs

FOOTBALL ADMINISTRATION:

Chris LaSala, assistant athletic director/football operations
Bob Junko, director of football relations/program enhancement
Mike Antonoplos, student-athlete development coordinator

GRADUATE ASSISTANTS:

Joe Perri, offensive graduate assistant/offensive line
Jeff Hafley, defensive graduate assistant/cornerbacks

STRENGTH & CONDITIONING:

Buddy Morris, head strength & conditioning coach
James Smith, assistant strength & conditioning coach
Chad Lee, strength & conditioning graduate assistant

Game Day Sideline Coaches

Dave Wannstedt, head coach
Paul Rhoads, defensive coordinator/linebackers
Charlie Partridge, special teams coordinator/linebackers
Paul Dunn, offensive line
Greg Gattuso, defensive line
Aubrey Hill, wide receivers
David Walker, running backs



#19 • Pat Bostick
6-3 • 230 • FR • Lancaster, PA

Has played in three games and is 45 of 73 (61.6%) for 411 yards with two TDs and five INTs...in first career start, was 18 of 31 for 181 yards with one TD and one INT at Virginia...playing the final two quarters vs. UConn, was 27 of 41 for 230 yards with one TD and three INTs...made his first career appearance in the fourth quarter of Pitt's 34-10 victory over Grambling...was 0 of 1 with an INT.

Career Highs:

- Passing Yards:* 230 vs. Connecticut (9/22/07)
- Completions:* 27 vs. Connecticut (9/22/07)
- Attempts:* 41 vs. Connecticut (9/22/07)
- Pass TDs:* 1 vs. Connecticut (9/22/07) and Virginia (9/29/07)
- INTs:* 3 vs. Connecticut (9/22/07)
- Rushing Yards:* (-14) vs. Connecticut (9/22/07)
- Rushing TDs:* 0
- Rushing Attempts:* 3 vs. Virginia (9/29/07)



#11 • Bill Stull
6-3 • 200 • JR • Pittsburgh, PA

Sustained a thumb injury on his right (throwing) hand vs. Eastern Michigan in the season opener and will be out indefinitely after surgery...made his first collegiate start vs. EMU and threw for 177 yards on 14-of-20 passing with one TD.

Career Highs:

- Passing Yards:* 177 vs. Eastern Michigan (9/1/07)
- Completions:* 14 vs. Eastern Michigan (9/1/07)
- Attempts:* 20 vs. Eastern Michigan (9/1/07)
- Pass TDs:* 1 vs. UCF (10/13/06) and Eastern Michigan (9/1/07)
- INTs:* 0
- Rushing Yards:* 12 vs. UCF (10/13/06)
- Rushing TDs:* 0
- Rushing Attempts:* 3 vs. Eastern Michigan (9/1/07)



#12 • Kevan Smith
6-3 • 225 • FR* • Cranberry Twp., PA

Has played in four games, starting three...is 29 of 53 (54.7%) for 334 yards, one TD and four INTs on the season...in his last game, was 3 of 9 for 29 yards and one INT against UConn in the first half before sitting out the final two quarters with an injured right elbow...playing in his first collegiate road contest, was 9 of 18 for 85 yards with two INTs at Michigan State...made his first career start in Pitt's 34-10 win over Grambling...threw for 202 yards on 15-of-22 passing with one TD and one INT...TD pass was a 50-yarder to Nate Byham...saw the first playing time of his career when he relieved injured starter Bill Stull in the Eastern Michigan opener...played the final quarter-and-a-half and was 2 of 4 for 18 yards.

Career Highs:

- Passing Yards:* 202 vs. Grambling (9/8/07)
- Completions:* 15 vs. Grambling (9/8/07)
- Attempts:* 22 vs. Grambling (9/8/07)
- Pass TDs:* 1 vs. Grambling (9/8/07)
- INTs:* 2 vs. Michigan State (9/15/07)
- Rushing Yards:* (-5) vs. Connecticut (9/22/07)
- Rushing TDs:* 0
- Rushing Attempts:* 9 vs. Michigan State (9/15/07)




#34 • LaRod Stephens-Howling
Tailback
5-7 • 180 • JR • Johnstown, PA

Has played in four games, starting two...missed the Michigan State contest due to ribs injury sustained vs. Grambling...has rushed for 127 yards on 35 carries (3.6 avg.)...has played in 24 career games, making 16 starts...rushed for season-high 67 yards on 16 carries (4.2 avg.) vs. Eastern Michigan in the opener...had three carries for seven yards vs. Grambling before leaving the game in the opening quarter with ribs injury...team's top rusher each of the prior two seasons, including a career-high 893 yards in '06...was also Pitt's second-leading scorer last year with 60 points.

Career Highs:

- Rushing Yards:* 221 vs. Syracuse (10/7/06)
- Rushing Attempts:* 32 vs. Connecticut (11/11/06)
- Rushing TDs:* 3 vs. UCF (10/13/06)
- Receptions:* 4 vs. Louisville (11/25/06) and Connecticut (9/22/07)
- Receiving Yards:* 49 vs. Louisville (11/25/06)
- Receiving TDs:* 1 vs. The Citadel (9/23/06)



#32 • Shane Brooks
Running Back
5-11 • 225 • SO* • Duquesne, PA

Capable of contributing at both tailback and fullback...listed as the top reserve at FB behind Conredge Collins...in five games has seven carries for 25 yards and two TDs...had 13 yards on three carries (4.3 avg.) vs. Grambling...scored two rushing TDs (both one yard) vs. Eastern Michigan in the opener...finished with 12 yards on four carries...was Pitt's second-leading rusher with 218 yards on 50 attempts (4.4 avg.) last year.

Career Highs:

- Rushing Yards:* 67 vs. Cincinnati (9/8/06)
- Rushing Attempts:* 22 vs. Cincinnati (9/8/06)
- Rushing TDs:* 2 vs. Eastern Michigan (9/1/07)
- Receptions:* 1 vs. Cincinnati (9/8/06)
- Receiving Yards:* 4 vs. Cincinnati (9/8/06)
- Receiving TDs:* 0



#25 • LeSean McCoy
Tailback
5-11 • 210 • FR • Harrisburg, PA

Dynamic freshman performer who leads Pitt in rushing with 503 yards on 84 carries (6.0 avg.)...also tops Pitt in scoring with 36 points (six rush TDs)...ranks third in Big East and 34th nationally with 100.6 rushing yards/game...tied for team lead with 14 catches (for 44 yards)...had team-high 86 yards on 19 carries (4.5 avg.) with a TD at Virginia...had game-high 70 yards on 11 carries (6.4 avg.) with a 19-yard TD vs. UConn...also threw an 18-yard completion (to TE Nate Byham) and had six catches for 16 yards vs. UConn...rushed for 172 yards on 25 carries against Michigan State – an average of nearly seven yards per attempt – and ripped off a 64-yard touchdown run...in the second half, much of McCoy's production was from the shotgun formation where he took direct snaps...it was his second consecutive 100-yard game, the first time that has been accomplished by a Pitt frosh since Curtis Martin in 1991...McCoy's 172 yards are the seventh best single-game rushing performance by a Pitt freshman...scored three rushing TDs in less than four-and-a-half minutes in the opening quarter to propel Pitt to a 21-0 lead and eventual 34-10 win over Grambling...McCoy finished with 107 yards on 19 carries (5.6 avg.)...his three rushing TDs were one shy of the Pitt freshman single-game mark set by Elliot Walker in 1974 (four vs. Temple)...McCoy scored on runs of 5, 7 and 13 yards within a 4:19 span in the first quarter vs. Grambling...in the opener rushed for a game-high 68 yards on 10 carries (6.8 avg.) vs. Eastern Michigan.

Career Highs:

- Rushing Yards:* 172 vs. Michigan State (9/15/07)
- Rushing Attempts:* 25 vs. Michigan State (9/15/07)
- Rushing TDs:* 3 vs. Grambling (9/8/07)
- Receptions:* 6 vs. Connecticut (9/22/07)
- Receiving Yards:* 16 vs. Grambling (9/8/07) and Connecticut (9/22/07)
- Receiving TDs:* 0



#30 • Conredge Collins
Fullback
6-0 • 230 • JR • Miami, FL

Pitt's starting fullback...has 31 yards on 12 carries in five games...had 13 yards on six carries vs. Grambling...rushed for 14 yards on four carries (3.5 avg.) vs. Eastern Michigan...compiled 115 yards rushing with one TD in 2006...also had 198 yards receiving with three TD catches last year.

Career Highs:

- Rushing Yards:* 33 vs. Michigan State (9/16/06)
- Rushing Attempts:* 7 vs. Cincinnati (10/8/05)
- Rushing TDs:* 1 vs. Toledo (9/30/06)
- Receptions:* 5 vs. West Virginia (11/16/06)
- Receiving Yards:* 44 vs. West Virginia (11/16/06)
- Receiving TDs:* 1 three times, most recent vs. Connecticut (11/11/06)



WIDE RECEIVERS



#88 • Oderick Turner
Split End
6-3 • 200 • SO* • Teaneck, NJ

Starting SE who has 13 catches for 229 yards (17.6 avg.) and team-high three TDs...had four catches for 70 yards and a two-yard TD reception at Virginia...had four catches for 64 yards and a 21-yard TD vs. UConn...had four catches for 74 yards vs. Grambling...had a 21-yard TD catch vs. Eastern Michigan in the opener...coming off highly productive frosh campaign...tied for Big East lead with eight TD catches...Pitt's second leading receiver with 44 receptions for 660 yards (15.0 avg.)...Rivals Freshman All-American.

Career Highs:

Receptions: 6 vs. Syracuse (10/7/06) and West Virginia (11/16/06)
Receiving Yards: 130 vs. The Citadel (9/23/06)
Receiving TDs: 2 vs. Louisville (11/25/06)



#9 • T.J. Porter
Split End
6-1 • 185 • SO • Pahokee, FL

Has played in five games...has 10 catches for 85 yards and five rushes for 38 yards...also a kick return specialist and has five returns for 94 yards (18.8 avg.)...posted game and career highs with five catches for 55 yards at Virginia...at Michigan State had 34 yards on three carries and two catches for 15 yards...returned one kick for 20 yards at MSU...had one kick return for 30 yards vs. Grambling...in the opener vs. Eastern Michigan had one catch for four yards, a 22-yard punt return and 15-yard kickoff return...lettered as a true frosh, appearing in 10 games.

Career Highs:

Receptions: 5 vs. Virginia (9/29/07)
Receiving Yards: 55 vs. Virginia (9/29/07)
Receiving TDs: 0
Kick Returns: 3 vs. Michigan State (9/16/06)
Kick Return Yards: 101 vs. Michigan State (9/16/06)
Long Kick Return: 55 vs. Louisville (11/25/06)



#87 • Marcel Pestano
Flanker
6-1 • 195 • JR* • Lehigh Acres, FL

Has played in five games, starting two...has 12 catches for 156 yards (13.0 avg.)...had three catches for 30 yards at Michigan State...had a game and career-high 72 yards receiving (on three catches) vs. Eastern Michigan...was Pitt's third-leading wideout a year ago with 28 catches for 424 yards (15.1 avg.) and two scores.

Career Highs:

Receptions: 6 vs. Louisville (11/25/06)
Receiving Yards: 72 vs. Eastern Michigan (9/1/07)
Receiving TDs: 1 vs. The Citadel (9/23/06) and UCF (10/13/06)




#1 • Cedric McGee
Flanker
6-1 • 200 • SO* • Ft. Lauderdale, FL

Has played in five games, making a start at Virginia...has two catches for eight yards...returning letterman...played in 11 games last year and had six catches for 56 yards.

Career Highs:

Receptions: 4 vs. Syracuse (10/7/06)
Receiving Yards: 43 vs. Syracuse (10/7/06)
Receiving TDs: 0

PITT TIGHT ENDS



#80 • Nate Byham
6-3 • 245 • SO • Franklin, PA

Started each game this year and has eight catches for 139 yards (17.4 avg.) with one TD...had two catches for a career-high 61 yards vs. Grambling with a 50-yard TD...had a career-high three receptions (for 19 yards) vs. Eastern Michigan...matched career best with three catches (for 59 yards) vs. UConn...lettered as a true frosh, playing in 11 games...had two catches for 34 yards on the year, including a 23-yard TD catch vs. West Virginia.

Career Highs:

Receptions: 3 vs. Eastern Mich. (9/1/07) and Connecticut (9/22/07)
Receiving Yards: 61 vs. Grambling (9/8/07)
Receiving TDs: 1 vs. West Virginia (11/16/06) and Grambling (9/8/07)



#14 • Darrell Strong
6-5 • 265 • SR • Ft. Lauderdale, FL

One of Pitt's most experienced offensive players, appearing in 38 career games...has played in all five games, starting two...tied for team lead in receptions with 14 (for 180 yards, 12.9 avg.)...posted career bests with six catches for 73 yards vs. Connecticut...had three catches for 35 yards vs. Eastern Michigan...had two catches for 31 yards vs. Grambling...had 15 catches for 171 yards (11.4 avg.) and three TDs in '06.

Career Highs:

Receptions: 6 vs. Connecticut (9/22/07)
Receiving Yards: 73 vs. Connecticut (9/22/07)
Receiving TDs: 1 four times, most recent vs. USF (11/4/06)



#83 • John Pelusi
6-3 • 255 • SO* • Pittsburgh, PA

Has played in four games, starting three...sat out the Grambling game with a right shoulder injury...posted career highs in catches (three) and receiving yards (20) against EMU...redshirted during the '06 season while recovering from knee surgery...played in all 11 games as a true freshman in '05 to letter, serving as a reserve tight end and on special teams.

Career Highs:

Receptions: 3 vs. Eastern Michigan (9/1/07)
Receiving Yards: 20 vs. Eastern Michigan (9/1/07)
Receiving TDs: 0



OFFENSIVE LINE



#64 • Chris Vangas
Center
6-2 • 310 • SR* • Dayton, OH

Starter at center in all five games...made his first career start in the opener vs. Eastern Michigan...played in every game in 2005 and '06, serving as a reserve at center and on special teams.



#76 • Jeff Otah
Left Tackle
6-6 • 340 • SR • New Castle, DE

Has started 17 consecutive games at LT...started all 12 games in '06 as a first-year JUCO transfer at Pitt...didn't play football until his senior year of high school.



#55 • C.J. Davis
Left Guard
6-3 • 315 • JR • Imperial, PA

In his third season as a starter at LG...has started 23 consecutive games at that position dating back to the 2005 season....started all 12 games in '06 and the final six contests of '05.



#77 • Jason Pinkston
Right Tackle
6-4 • 300 • SO • Pittsburgh, PA

Started the first three games at RT before missing the last two contests (UConn and Virginia) due to a left shoulder injury...will undergo shoulder surgery and be a strong candidate for a medical redshirt...played in seven games as a true frosh in '06 to letter.



#75 • Mike McGlynn
Right Tackle
6-5 • 315 • SR* • Austintown, OH

Has played in all five games, starting four...started the Michigan State and Grambling games at RG...started at RT vs. UConn and Virginia...veteran of the offensive line with 40 games played...the Sept. 8 Grambling game marked his first collegiate start at guard...made 31 consecutive starts at RT from 2004-06...starting streak came to an end vs. Eastern Michigan (Sept. 1) when he saw only late duty off the bench...underwent offseason surgery on his left shoulder and spent training camp in a limited capacity as he rehabilitated.



#56 • Joe Thomas
Right Guard
6-5 • 300 • SO • Cleveland, OH

Has played in five games, starting three...was a starter at RG in the Eastern Michigan, UConn and Virginia games...started the final seven contests of '06 as a true frosh...named a Freshman All-American by Scout.com and Rivals.



DEFENSIVE TACKLES



#50 • Rashaad Duncan
Nose Tackle
6-2 • 295 • JR • Belle Glade, FL

Has played in five games at NT, starting four...has played in 28 consecutive games (making 15 starts) since 2005...has 17 stops on the year...tied for second on team with two sacks and is third with four TFLs...had seven tackles and a career-high two sacks at Michigan State...had four tackles and a TFL against EMU...had 35 tackles, 3.5 TFLs and two sacks in '06.

Career Highs:

Tackles: 8 vs. West Virginia (11/16/06)
Sacks: 2 vs. Michigan State (9/15/07)



#74 • John Malecki
Nose Tackle
6-3 • 275 • SO • Murrysville, PA

Has played in five games at NT, starting one...starting assignment (the first of his career) came at Virginia...has seven tackles...tied for second with two sacks...had two tackles and a 12-yard sack at Michigan State...had two stops and a five-yard sack vs. Grambling...lettered as a true frosh, playing in all 12 games as a reserve defensive tackle.

Career Highs:

Tackles: 3 vs. USF (11/4/06)
Sacks: 1 vs. Grambling (9/8/07) and Michigan State (9/15/07)



#93 • Gus Mustakas
Defensive Tackle
6-3 • 280 • JR • Cooper City, FL

Will miss balance of the year due to a left knee injury (ACL) sustained in the Grambling game...started opening two games at DT and had 11 tackles and two TFLs...had a career-high six tackles vs. Grambling before getting injured...before the injury, had played in 25 consecutive games.

Career Highs:

Tackles: 6 vs. Grambling (9/8/07)
Sacks: 1 three times, most recent vs. Syracuse (10/22/05)
Interceptions: 1 vs. Toledo (9/30/06) (9-yd. TD)



#95 • Ernest "Mick" Williams
Defensive Tackle
6-1 • 290 • SO* • Monessen, PA

Has played in five games, making his first career start at Michigan State...has six tackles, 2.5 TFLs and a sack...had three tackles and an eight-yard sack vs. MSU...had two tackles with 1.5 TFLs vs. Grambling...limited to three games in 2006 due to a shoulder injury.

Career Highs:

Tackles: 3 vs. Michigan State (9/15/07)
Sacks: 1 vs. Michigan State (9/15/07)



#51 • Tommie Duhart
Defensive Tackle
6-4 • 290 • SO • Belle Glade, FL

Has played in five games, starting the last two...has 10 tackles and one TFL...had a career-high three tackles, a TFL and blocked a field goal at Michigan State...had three tackles vs. Connecticut.

Career Highs:

Tackles: 3 vs. Michigan State (9/15/07) and Connecticut (9/22/07)



#58 • Joe Clermond
6-3 • 250 • SR* • Tampa, FL

Returning All-Big East performer who eyes All-America consideration this year...candidate for the Bednarik Award and Bronko Nagurski Trophy, both presented to the nation's top defensive player, and the Ted Hendricks Defensive End of the Year Award...has 17 tackles...has team-high three sacks and ranks second with five TFLs...also has a blocked PAT (at Virginia)...had a career-high nine tackles with 1.5 TFLs and a five-yard sack at Michigan State...had two TFLs with a 14-yard sack vs. UConn...had three tackles and a sack against Eastern Michigan...led the Big East in tackles for losses last year with 16.5 and paced Pitt (tied) with 5.5 sacks.

Career Highs:

Tackles: 9 vs. Michigan State (9/15/07)
Sacks: 1.5 vs. Syracuse (10/7/06)



#45 • Tyler Tkach
6-3 • 265 • FR* • Slatington, PA

A chief reserve at DE in each game to date...has seven tackles, 2.5 TFLs, a sack and fumble recovery on the year...had a career-high four stops, including 2.5 TFLs and a nine-yard sack vs. Grambling...recovered a fumble while covering a punt at Virginia...Pitt gained possession at the UVA 22 and scored its first TD three plays later.

Career Highs:

Tackles: 4 vs. Grambling (9/8/07)
Sacks: 1 vs. Grambling (9/8/07)



#41 • Chris McKillop
6-3 • 265 • SR* • Export, PA

Starter at DE in each game to date...has 18 tackles and 3.5 TFLs and a sack...had a season-high six stops at Virginia...had five stops, two TFLs and a 13-yard sack vs. UConn...had four tackles and a TFL assist vs. Grambling...had two tackles and a TFL vs. Eastern Michigan...looking to bounce back from an injury-shortened junior season...played in nine games, starting six, before a knee injury at USF (Nov. 4) ended his year...tied for team lead with 5.5 sacks and two fumble recoveries...had 23 total tackles and 7.5 TFLs.

Career Highs:

Tackles: 7 vs. Rutgers (9/30/05)
Sacks: 2.5 vs. Syracuse (10/7/06)



#91 • Greg Romeus
6-5 • 250 • FR* • Coral Springs, FL

A chief reserve at DE in each game to date...has 21 tackles and a team-high seven TFLs...had a career-high eight tackles with two TFLs and his first career sack vs. UConn...had five tackles with three TFLs at Virginia...had four tackles with a TFL and deflected pass vs. Grambling...had three tackles at Michigan State...redshirted in 2006.

Career Highs:

Tackles: 8 vs. Connecticut (9/22/07)
Sacks: 1 vs. Connecticut (9/22/07)

PITT LINEBACKERS



#40 • Scott McKillop
Middle Linebacker
6-2 • 240 • JR* • Export, PA

Starter at MLB in each game...leads Big East with 11.4 tackles/game (57 total)...ranks seventh nationally in tackles/game...had career-high 17 stops at Michigan State...had 15 tackles at Virginia...had eight tackles vs. Grambling and deflected a pass that was intercepted by Eric Thatcher...made first career start in opener vs. Eastern Michigan and had team-high eight tackles and a six-yard sack...served as the primary backup to All-America H.B. Blades at MLB the prior two seasons.

Career Highs:

Tackles: 17 vs. Michigan State (9/15/07)
Sacks: 1 vs. Virginia (9/2/06) and Eastern Michigan (9/1/07)



#8 • Adam Gunn
Sam Linebacker
6-2 • 230 • JR* • Vandergrift, PA

Starter at SamLB in each game...has 22 tackles...had career-high seven stops vs. Michigan State...had four stops vs. Virginia, UConn and Grambling...made first career start in opener vs. Eastern Michigan and had three tackles with a TFL assist.

Career Highs:

Tackles: 7 vs. Michigan State (9/15/07)



#2 • Dorin Dickerson
Sam Linebacker
6-2 • 220 • SO • Imperial, PA

Reserve at Sam LB...has played in five games and has 12 tackles...had career-high six stops with a TFL assist at Michigan State...made his defensive debut in the opener vs. Eastern Michigan and had two stops...lettered as an offensive skill position player as a true freshman in 2006...switched to defense during the spring.

Career Highs:

Tackles: 6 vs. Michigan State (9/15/07)




#15 • Shane Murray
Will Linebacker
6-1 • 210 • SO* • Pittsburgh, PA

Starter at WillLB in each game...has 25 tackles...had career-high seven stops at Michigan State and vs. UConn...had five tackles at Virginia...made first career start in opener vs. Eastern Michigan...had two tackles against EMU...lettered at safety and as a special teams player in '06.

Career Highs:

Tackles: 7 vs. Michigan State (9/15/07) and Connecticut (9/22/07)




#24 • Jemeel Brady
Will Linebacker
6-0 • 210 • SR* • Miami, FL

Moved to Will LB for this season after lettering at safety the prior three years...has played in five games and has 10 tackles...had season-high three stops vs. Michigan State and Eastern Michigan.

Career Highs:

Tackles: 7 vs. Temple (10/9/04)



#44 • Nate Nix
Will Linebacker
6-3 • 225 • FR* • Jefferson Hills, PA

Reserve at WillLB...has played in three games, missing the last two contests due to a knee injury...has two tackles.

Career Highs:

Tackles: 1 vs. Eastern Michigan (9/1/07) and Grambling (9/8/07)

PITT SECONDARY



#5 • Kennard Cox
Cornerback
 6-1 • 195 • SR* • Miami, FL

Has started 17 consecutive games at CB, including each contest this year...has 14 tackles and three PBUs...had season-high five tackles at Virginia...had four tackles and a PBU vs. Eastern Michigan...started all 12 games in '06 and compiled 51 tackles, a team-leading (tied) seven PBUs and one INT.

Career Highs:

Tackles: 11 vs. Connecticut (11/11/06)
Interceptions: 1 vs. Cincinnati (9/8/06)



#26 • Ricky Gary
Cornerback
 5-9 • 175 • FR* • Pahokee, FL

Has played in five games, starting three...has four tackles and one INT...in his collegiate debut vs. Eastern Michigan, intercepted a deflected pass that set up Pitt's second TD of the game...also had two tackles vs. EMU.

Career Highs:

Tackles: 2 vs. Eastern Michigan (9/1/07)
Interceptions: 1 vs. Eastern Michigan (9/1/07)




#17 • Aaron Berry
Cornerback
 5-11 • 175 • SO • Harrisburg, PA

Has played in four games, starting the last two...has four tackles...also has 10 punt returns for 65 yards (6.5 avg.)...had two tackles and a four-yard sack at Michigan State...saw limited duty against Eastern Michigan due to ankle injury...played in all 12 games in '06, seeing time in the secondary and on special teams.

Career Highs:

Tackles: 2 vs. UCF (10/13/06) and Michigan State (9/15/07)
Sacks: 1 vs. Michigan State (9/15/07)



#10 • Mike Phillips
Strong Safety
 5-11 • 200 • SR* • Warren, OH

Veteran in the secondary who has started each game at SS...team's second-leading tackler with 27...also has an INT and two PBUs...had a career-high 13 stops with a PBU at Michigan State...had three tackles and an INT returned 17 yards vs. Grambling...worked at the free last year and had 27 tackles and three PBUs...lettered at corner as a redshirt frosh in '04.

Career Highs:

Tackles: 13 vs. Michigan State (9/15/07)
Interceptions: 1 three times, most recent vs. Grambling (9/8/07)



#28 • Eric Thatcher
Free Safety
 5-9 • 195 • JR* • Cincinnati, OH

Starter at FS in each game...has 20 tackles, one INT and one PBU on the year...had six tackles at Virginia...had six tackles and a PBU at Michigan State...had two tackles and an INT vs. Grambling...had one tackle against Eastern Michigan and also deflected a pass that was intercepted by Ricky Gary to set up a Pitt TD...started the first five games of 2006...suffered an ankle injury during practice leading up to the Oct. 7 Syracuse game and missed the duration of the year.

Career Highs:

Tackles: 8 vs. Michigan State (9/16/06)
Sacks: 1 vs. South Florida (10/15/05)
Interceptions: 1 vs. Toledo (9/30/06) and Grambling (9/8/07)



SPECIALISTS



#37 • Conor Lee
Placekicker
5-11 • 195 • JR* • Upper St. Clair, PA

Lou Groza Award candidate is in his second season as Pitt's starting PK...team's second-leading scorer with 30 points (6-7 FGs, 12-12 PATs)...among Big East kickers, ranks first (tied) in PAT percentage (100%), second in field goal percentage (85.7%) and third in field goals (1.20 FG/game)...has an active streak of 59 consecutive PATs and is closing in on the school record of 60 straight set by Carson Long over the 1974-75 seasons...converted each of his three placements at Michigan State, including a PAT and two field goals (41 and 29 yards)...was 6 of 6 on placements vs. Grambling to match his career high with 10 points...converted both of his field goals (20 and 27 yards) and all four extra points vs. Grambling...totaled nine points vs. Eastern Michigan (2-3 FG and 3-3 PAT)...last year led the Panthers in scoring with 83 points, connecting on an impressive 85.7% of his field goals (12 of 14) and each of his 47 extra-point attempts...Lee's 83 points marked the third highest single-season scoring total by a Pitt player in the last 25 years...only receiver Larry Fitzgerald (132 in 2003) and kicker Josh Cummings (89 in 2004) compiled higher season totals during that span.


Career Highs:

Field Goals Made: 2 four times, most recent vs. Grambling (9/8/07)
Points: 10 vs. UCF (10/13/06) and Grambling (9/8/07)
Longest Field Goal: 47 vs. Toledo (9/30/06)



#59 • Mark Estermyer
Long Snapper
6-2 • 245 • JR* • Chippewa, PA

In his third season as a primary long snapper for Pitt...handles both punts and PATs/FGs...lettered in '05 and '06 as the punt snapper.




#18 • Dave Brytus
Punter/Kickoff Specialist
6-4 • 230 • JR* • McDonald, PA

Averages 41.6 yards on 28 punts this year...has placed seven inside the 20-yard line...making his Pitt debut, Brytus averaged 45.4 yards on five punts and dropped one inside the 20 against Eastern Michigan...performance earned him Big East Special Teams Player of the Week honors...averaged 44.9 yards on seven punts at Virginia, including a career-long 64-yarder...averaged 40 yards on seven punts vs. UConn with two inside the 20...also handles kickoffs...sat out last season after transferring from Purdue, where he was a highly productive specialist for the Boilermakers from 2004-05.

Career Highs:

Punts: 11 vs. Penn State (10/29/05)*
Punting Average: 48.9 vs. Arizona State (Sun Bowl, 12/31/04)*
Longest Punt: 64 vs. Virginia (9/29/07)

* at Purdue



#23 • Lowell Robinson
Cornerback/Kick Returner
6-0 • 200 • SR • Mount Vernon, NY

Dangerous kick returner who averages 25.6 yards on 14 kick returns (359 total yards)...had a career-high 128 yards on five returns (25.6 avg.) vs. UConn...had 118 yards on five returns at Virginia (23.6 avg.)...one of the country's top kick returners as a junior...led the Big East and ranked ninth nationally with a 27.9-yard return average...had 26 returns for 725 yards and a TD on the year...named a semifinalist for the inaugural Randy Moss Return Man Award, to be given annually to the finest kick or punt returner in Division I-A.

Career Highs:

Kick Returns: 6 vs. Louisville (11/25/06)
Kick Return Yards: 128 vs. Connecticut (9/22/07)
Long Kick Return: 97 (TD) vs. UCF (10/13/06)

2007 PITT ALPHABETICAL ROSTER

| | | | | | | | | | | | | | | | | | |
|-------|---|----|-----|------|-----|-------|--|----|-----|------|-----|-------|--|------|-----|------|-----|
| 98 | Chas Alexcih | DL | FR | 6-5 | 270 | 8 | Adam Gunn** | LB | JR* | 6-2 | 230 | 87 | Marcel Pestano** | WR | JR* | 6-1 | 195 |
| | Columbia, PA/Penn Manor | | | | | | Vandergrift, PA/Kiski Area | | | | | | Lehigh Acres, FL/Lehigh Senior | | | | |
| 62 | John Bachman* | OL | SO* | 6-4 | 280 | 10(D) | Dan Gustine | QB | FR | 5-9 | 190 | 10 | Mike Phillips** | DB | SR* | 5-11 | 200 |
| | Moon Township, PA/Moon Area | | | | | | Green Tree, PA/Bishop Canevin | | | | | | Warren, OH/Warren Harding | | | | |
| 17 | Aaron Berry* | DB | SO | 5-11 | 175 | 96 | Justin Hargrove | DL | FR | 6-3 | 245 | 77 | Jason Pinkston* | OL | SO | 6-4 | 300 |
| | Harrisburg, PA/Bishop McDevitt | | | | | | Pittsburgh, PA/Baldwin | | | | | | Pittsburgh, PA/Baldwin | | | | |
| 11(D) | Shawn Besong | DB | JR* | 5-11 | 200 | 43 | Shariff Harris | RB | FR | 6-1 | 190 | 9 | T.J. Porter* | WR | SO | 6-1 | 185 |
| | Ambridge, PA/Ambridge | | | | | | Newark, NJ/St. Peter's Prep School | | | | | | Pahokee, FL/Pahokee | | | | |
| 57 | Craig Bokor* | DL | SO* | 6-3 | 300 | 31(D) | Dan Hutchins | PK | FR* | 5-11 | 190 | 86 | Austin Ransom* | WR | JR* | 5-11 | 210 |
| | Aliquippa, PA/Hopewell/Valley Forge Milit. Acad. (PA) | | | | | | Williamsport, PA/Loyalsock Township | | | | | | Williamsville, NY/Williamsville East | | | | |
| 19 | Pat Bostick | QB | FR | 6-3 | 230 | 27 | Henry Hynoski | FB | FR | 6-2 | 245 | 39 | Tristan Roberts | LB | FR | 6-0 | 215 |
| | Lancaster, PA/Manheim Township | | | | | | Elysburg, PA/Southern Columbia Area | | | | | | Perkasie, PA/Pennridge | | | | |
| 6(D) | Chris Bova | FB | SO* | 5-11 | 230 | 21 | Buddy Jackson | DB | FR | 6-0 | 160 | 23 | Lowell Ransom* | DB | SR | 6-0 | 200 |
| | Pittsburgh, PA/Baldwin | | | | | | Plantation, FL/Cypress Bay | | | | | | Mount Vernon, NY/Mount Vernon/Erie C. C. (NY) | | | | |
| 24 | Jemeel Brady*** | LB | SR* | 6-0 | 210 | 54 | Chris Jacobson | OL | FR | 6-3 | 285 | 91 | Greg Romeus | DL | FR* | 6-5 | 250 |
| | Miami, FL/Miami Killian | | | | | | Pittsburgh, PA/Keystone Oaks | | | | | | Coral Springs, FL/Coral Glades | | | | |
| 32 | Shane Brooks* | FB | SO* | 5-11 | 225 | 4(D) | Andrew Janocko | QB | FR | 6-1 | 205 | 27(D) | Cody Sawhill | PK | JR | 6-0 | 195 |
| | Duquesne, PA/Duquesne | | | | | | Clearfield, PA/Clearfield Area | | | | | | Galloway, NJ/Absegami | | | | |
| 20 | Irvan Brown* | DB | SO* | 6-0 | 205 | 85(D) | Francis Johns | WR | FR* | 6-1 | 210 | 97 | Jabaal Sheard | DL | FR | 6-4 | 240 |
| | Brewerton, NY/Paul V. Moore | | | | | | Pittsburgh, PA/Franklin Regional/Hargrave Milit. Acad. (VA) | | | | | | Hollywood Hills, FL/Hollywood Hills | | | | |
| 78 | John Brown | OL | SO* | 6-4 | 285 | 63 | Wayne Jones | DL | FR | 6-2 | 315 | 3 | Aaron Smith | WR | FR | 6-0 | 180 |
| | Lower Burrell, PA/Burrell | | | | | | Johnstown, PA/Bishop McCort | | | | | | Monroeville, PA/Gateway | | | | |
| 18 | Dave Brytus | P | JR* | 6-4 | 230 | 16 | Brian Kaiser | LB | SO* | 6-0 | 215 | 12 | Kevan Smith | QB | FR* | 6-3 | 225 |
| | McDonald, PA/West Allegheny | | | | | | Hightstown, NJ/Hightstown | | | | | | Cranberry Township, PA/Seneca Valley | | | | |
| 80 | Nate Byham* | TE | SO | 6-3 | 245 | 53 | Alex Karabin | OL | FR* | 6-1 | 290 | 34 | LaRod Stephens-Howling** | FB | JR | 5-7 | 180 |
| | Franklin, PA/Franklin | | | | | | Ruffs Dale, PA/Greensburg Central Catholic/Air Force Prep (CO) | | | | | | Johnstown, PA/Greater Johnstown | | | | |
| 94 | Myles Caragein | DL | FR | 6-2 | 270 | 81 | Derek Kinder*** | WR | SR | 6-1 | 210 | 86(D) | Lucas Stone | PK/P | SO* | 6-1 | 190 |
| | Pittsburgh, PA/Keystone Oaks | | | | | | Albion, NY/Albion | | | | | | Bluefield, WV/Bluefield | | | | |
| 7 | Jovani Chappel* | DB | SO | 5-9 | 185 | 69 | Frank Kochin* | OL | JR* | 6-4 | 280 | 14 | Darrell Strong*** | TE | SR | 6-5 | 265 |
| | Trotwood, OH/Trotwood-Madison | | | | | | Pittsburgh, PA/Keystone Oaks | | | | | | Fort Lauderdale, FL/Plantation | | | | |
| 58 | Joe Clermond*** | DL | SR* | 6-3 | 250 | 22(D) | David Kries | P | FR | 6-1 | 200 | 11 | Bill Stull* | QB | JR | 6-3 | 200 |
| | Tampa, FL/Chamberlain | | | | | | Spokane, WA/Gonzaga Prep | | | | | | Pittsburgh, PA/Seton-LaSalle | | | | |
| 72 | Chase Clowser** | OL | JR* | 6-7 | 330 | 37 | Conor Lee* | PK | JR* | 5-11 | 195 | 28 | Eric Thatcher** | DB | JR* | 5-9 | 195 |
| | LaGrange, OH/LaGrange-Keystone | | | | | | Upper St. Clair, PA/Upper St. Clair/Fork Union Milit. Acad. (VA) | | | | | | Cincinnati, OH/Cincinnati Moeller | | | | |
| 22 | Kevin Collier* | RB | SO | 5-11 | 195 | 35 | Brandon Lindsey | LB | FR | 6-2 | 225 | 56 | Joe Thomas* | OL | SO | 6-5 | 300 |
| | Rochester, NY/Churchville-Chili | | | | | | Aliquippa, PA/Aliquippa | | | | | | Cleveland, OH/St. Edward | | | | |
| 30 | Conredge Collins** | FB | JR | 6-0 | 230 | 52 | Dan Loheyde | LB | FR* | 6-0 | 225 | 45 | Tyler Tkach | DL | FR* | 6-3 | 265 |
| | Miami, FL/Monsignor Edward Pace | | | | | | Verona, PA/Gateway | | | | | | Slatington, PA/Northern Lehigh | | | | |
| 66 | Scott Corson | C | FR* | 6-5 | 290 | 74 | John Malecki* | DL | SO | 6-3 | 275 | 36 | Michael Toerper* | DB | SO* | 6-1 | 185 |
| | Johnstown, PA/Greater Johnstown | | | | | | Murrysville, PA/Franklin Regional | | | | | | York, PA/Central York | | | | |
| 5 | Kennard Cox*** | DB | SR* | 6-1 | 195 | 7(D) | Steve Malinchak | QB | FR* | 6-0 | 185 | 90 | Tony Tucker | DL | FR | 6-2 | 225 |
| | Miami, FL/Miami Killian | | | | | | Carbondale, PA/Scranton Prep | | | | | | Bowie, MD/St. John's College (Washington D.C.) | | | | |
| 55 | C.J. Davis** | OL | JR | 6-3 | 315 | 69(D) | Jared Martin | OL | FR* | 6-2 | 270 | 88 | Oderick Turner* | WR | SO* | 6-3 | 200 |
| | Imperial, PA/West Allegheny | | | | | | Davie, FL/Western | | | | | | Teaneck, NJ/Teaneck | | | | |
| 31 | Dom DeCicco | DB | FR | 6-3 | 200 | 67 | Dan Matha | OL | FR | 6-6 | 310 | 64 | Chris Vangas*** | C | SR* | 6-2 | 310 |
| | Jefferson Hills, PA/Thomas Jefferson | | | | | | Erie, PA/Erie McDowell | | | | | | Dayton, OH/Chaminade-Julienne | | | | |
| 6 | Steve Dell* | LB | SO* | 6-1 | 225 | 25 | LeSean McCoy | RB | FR | 5-11 | 210 | 85 | Dustin Walters | TE | SO* | 6-2 | 240 |
| | Fort Lauderdale, FL/Santalucas Community | | | | | | Harrisburg, PA/Bishop McDevitt/Miford Academy (NY) | | | | | | Eldersburg, MD/Liberty | | | | |
| 2 | Dorin Dickerson* | LB | SO | 6-2 | 220 | 1 | Cedric McGee* | WR | SO* | 6-1 | 200 | 2(D) | Spencer Whipple | QB | FR | 6-2 | 215 |
| | Imperial, PA/West Allegheny | | | | | | Fort Lauderdale, FL/Plantation | | | | | | Gibsonia, PA/Pine-Richland | | | | |
| 51 | Tommie Duhart | DL | SO | 6-4 | 290 | 75 | Mike McGlynn*** | OL | SR* | 6-5 | 315 | 70 | Dominic Williams** | OL | JR* | 6-4 | 305 |
| | Belle Glade, FL/Glades Central/Coffeyville C.C. (KS) | | | | | | Austintown, OH/Austintown Fitch | | | | | | Colorado Springs, CO/Harrison/Air Force Prep (CO) | | | | |
| 50 | Rashaad Duncan** | DL | JR | 6-2 | 295 | 41 | Chris McKillop*** | DL | SR* | 6-3 | 265 | 95 | Ernest "Mick" Williams | DL | SO* | 6-1 | 290 |
| | Belle Glade, FL/Glades Central | | | | | | Export, PA/Kiski Area | | | | | | Monessen, PA/Monessen | | | | |
| 59 | Mark Estermyer** | LS | JR* | 6-2 | 245 | 40 | Scott McKillop** | LB | JR* | 6-2 | 240 | 38 | Greg Williams | RB | FR | 6-3 | 215 |
| | Chippewa, PA/Blackhawk | | | | | | Export, PA/Kiski Area | | | | | | Naples, FL/Barron Collier | | | | |
| 71 | John Fieger | OL | FR | 6-5 | 265 | 29 | Sherod Murdock | DB | FR | 6-0 | 170 | 84 | Maurice Williams | WR | FR | 6-1 | 190 |
| | Red Hill, PA/Upper Perkiomen | | | | | | Tampa, FL/Middleton | | | | | | Erie, PA/Erie Strong Vincent | | | | |
| 4 | Elijah Fields* | DB | SO | 6-2 | 215 | 15 | Shane Murray* | LB | SO* | 6-1 | 210 | 82 | Aundre Wright | WR | FR | 5-11 | 185 |
| | Duquesne, PA/Duquesne | | | | | | Pittsburgh, PA/Pittsburgh Central Catholic | | | | | | Pittsburgh, PA/Perry Traditional Academy/Miford Academy (NY) | | | | |
| 48 | Doug Fulmer* | DL | SO* | 6-4 | 245 | 93 | Gus Mustakas** | DL | JR | 6-3 | 280 | | | | | | |
| | Syracuse, NY/Henninger | | | | | | Cooper City, FL/Chaminade-Madonna Prep | | | | | | | | | | |
| 26 | Ricky Gary | DB | FR* | 5-9 | 175 | 44 | Nate Nix | LB | FR* | 6-3 | 225 | | | | | | |
| | Pahokee, FL/Pahokee | | | | | | Jefferson Hills, PA/Thomas Jefferson | | | | | | | | | | |
| 60 | Greg Gaskins | OL | FR | 6-4 | 280 | 76 | Jeff Otah* | OL | SR | 6-6 | 340 | | | | | | |
| | York, PA/William Penn | | | | | | New Castle, DE/William Penn/Valley Forge Military Acad. (PA) | | | | | | | | | | |
| 68 | Jordan Gibbs | OL | FR | 6-7 | 270 | 83 | John Pelusi* | TE | SO* | 6-3 | 255 | | | | | | |
| | Lancaster, PA/Penn Manor | | | | | | Pittsburgh, PA/Pittsburgh Central Catholic | | | | | | | | | | |
| 49 | Max Gruder | LB | FR | 6-2 | 220 | 43(D) | Miguel Peña | LB | FR* | 5-10 | 210 | | | | | | |
| | Charlotte, NC/Charlotte Country Day School | | | | | | Hialeah, FL/Hialeah-Miami Lakes | | | | | | | | | | |

* following class denotes redshirt season

** following name denotes letters earned

(D) denotes duplicate number

2007 PITT NUMERICAL ROSTER

| | | | | | |
|-------|---|-------|--|-------|---|
| 1 | Cedric McGee* WR SO* 6-1 200 | 29 | Sherod Murdock DB FR 6-0 170 | 68 | Jordan Gibbs OL FR 6-7 270 |
| | Fort Lauderdale, FL/Plantation | | Tampa, FL/Middleton | | Lancaster, PA/Penn Manor |
| 2 | Dorin Dickerson* LB SO 6-2 220 | 30 | Conredge Collins** FB JR 6-0 230 | 69 | Frank Kochin* OL JR* 6-4 280 |
| | Imperial, PA/West Allegheny | | Miami, FL/Monsignor Edward Pace | | Pittsburgh, PA/Keystone Oaks |
| 2(D) | Spencer Whipple QB FR 6-2 215 | 31 | Dom DeCicco DB FR 6-3 200 | 69(D) | Jared Martin OL FR* 6-2 270 |
| | Gibsonia, PA/Pine-Richland | | Jefferson Hills, PA/Thomas Jefferson | | Davie, FL/Western |
| 3 | Aaron Smith WR FR 6-0 180 | 31(D) | Dan Hutchins PK FR* 5-11 190 | 70 | Dominic Williams** OL JR* 6-4 305 |
| | Monroeville, PA/Gateway | | Williamsport, PA/Loyalsock Township | | Colorado Springs, CO/Harrison/Air Force Prep (CO) |
| 4 | Elijah Fields* DB SO 6-2 215 | 32 | Shane Brooks* FB SO* 5-11 225 | 71 | John Fieger OL FR 6-5 265 |
| | Duquesne, PA/Duquesne | | Duquesne, PA/Duquesne | | Red Hill, PA/Upper Perkiomen |
| 4(D) | Andrew Janocko QB FR 6-1 205 | 34 | LaRod Stephens-Howling** FB JR 5-7 180 | 72 | Chase Clowser** OL JR* 6-7 330 |
| | Clearfield, PA/Clearfield Area | | Johnstown, PA/Greater Johnstown | | LaGrange, OH/LaGrange-Keystone |
| 5 | Kennard Cox*** DB SR* 6-1 195 | 35 | Brandon Lindsey LB FR 6-2 225 | 74 | John Malecki* DL SO 6-3 275 |
| | Miami, FL/Miami Killian | | Aliquippa, PA/Aliquippa | | Murrysville, PA/Franklin Regional |
| 6 | Steve Dell* LB SO* 6-1 225 | 36 | Michael Toerper* DB SO* 6-1 185 | 75 | Mike McGlynn*** OL SR* 6-5 315 |
| | Fort Lauderdale, FL/Santaluces Community | | York, PA/Central York | | Austintown, OH/Austintown Fitch |
| 6(D) | Chris Bova FB SO* 5-11 230 | 37 | Conor Lee* PK JR* 5-11 195 | 76 | Jeff Otah* OL SR 6-6 340 |
| | Pittsburgh, PA/Baldwin | | Upper St. Clair, PA/Upper St. Clair/Fork Union Milit. Acad. (VA) | | New Castle, DE/William Penn/Valley Forge Milit. Acad. (PA) |
| 7 | Jovani Chappel* DB SO 5-9 185 | 38 | Greg Williams RB FR 6-3 215 | 77 | Jason Pinkston* OL SO 6-4 300 |
| | Trotwood, OH/Trotwood-Madison | | Naples, FL/Barron Collier | | Pittsburgh, PA/Baldwin |
| 7(D) | Steve Malinchak QB FR* 6-0 185 | 39 | Tristan Roberts LB FR 6-0 215 | 78 | John Brown OL SO* 6-4 285 |
| | Carbondale, PA/Scranton Prep | | Perkasie, PA/Pennridge | | Lower Burrell, PA/Burrell |
| 8 | Adam Gunn** LB JR* 6-2 230 | 40 | Scott McKillop** LB JR* 6-2 240 | 80 | Nate Byham* TE SO 6-3 245 |
| | Vandergrift, PA/Kiski Area | | Export, PA/Kiski Area | | Franklin, PA/Franklin |
| 9 | T.J. Porter* WR SO 6-1 185 | 41 | Chris McKillop*** DL SR* 6-3 265 | 81 | Derek Kinder*** WR SR 6-1 210 |
| | Pahokee, FL/Pahokee | | Export, PA/Kiski Area | | Albion, NY/Albion |
| 10 | Mike Phillips** DB SR* 5-11 200 | 43 | Shariff Harris RB FR 6-1 190 | 82 | Aundre Wright WR FR 5-11 185 |
| | Warren, OH/Warren Harding | | Newark, NJ/St. Peter's Prep School | | Pittsburgh, PA/Perry Traditional Academy/Milford Acad. (NY) |
| 10(D) | Dan Gustine QB FR 5-9 190 | 43(D) | Miguel Peña LB FR* 5-10 210 | 83 | John Pelusi* TE SO* 6-3 255 |
| | Green Tree, PA/Bishop Canevin | | Hialeah, FL/Hialeah-Miami Lakes | | Pittsburgh, PA/Pittsburgh Central Catholic |
| 11 | Bill Stull* QB JR 6-3 200 | 44 | Nate Nix LB FR* 6-3 225 | 84 | Maurice Williams WR FR 6-1 190 |
| | Pittsburgh, PA/Seton-LaSalle | | Jefferson Hills, PA/Thomas Jefferson | | Erie, PA/Erie Strong Vincent |
| 11(D) | Shawn Besong DB JR* 5-11 200 | 45 | Tyler Tkach DL FR* 6-3 265 | 85 | Dustin Walters TE SO* 6-2 240 |
| | Ambridge, PA/Ambridge | | Slatington, PA/Northern Lehigh | | Eldersburg, MD/Liberty |
| 12 | Kevan Smith QB FR* 6-3 225 | 48 | Doug Fulmer* DL SO* 6-4 245 | 85(D) | Francis Johns WR FR* 6-1 210 |
| | Cranberry Township, PA/Seneca Valley | | Syracuse, NY/Henninger | | Pittsburgh, PA/Franklin Regional/Hargrave Milit. Acad. (VA) |
| 14 | Darrell Strong*** TE SR 6-5 265 | 49 | Max Gruder LB FR 6-2 220 | 86 | Austin Ransom* WR JR* 5-11 210 |
| | Fort Lauderdale, FL/Plantation | | Charlotte, NC/Charlotte Country Day School | | Williamsville, NY/Williamsville East |
| 15 | Shane Murray* LB SO* 6-1 210 | 50 | Rashaad Duncan** DL JR 6-2 295 | 86(D) | Lucas Stone PK/P SO* 6-1 190 |
| | Pittsburgh, PA/Pittsburgh Central Catholic | | Belle Glade, FL/Glades Central | | Bluefield, WV/Bluefield |
| 16 | Brian Kaiser LB SO* 6-0 215 | 51 | Tommie Duhart DL SO 6-4 290 | 87 | Marcel Pestano** WR JR* 6-1 195 |
| | Hightstown, NJ/Hightstown | | Belle Glade, FL/Glades Central/Coffeyville C.C. (KS) | | Lehigh Acres, FL/Lehigh Senior |
| 17 | Aaron Berry* DB SO 5-11 175 | 52 | Dan Loheyde LB FR* 6-0 225 | 88 | Oderick Turner* WR SO* 6-3 200 |
| | Harrisburg, PA/Bishop McDevitt | | Verona, PA/Gateway | | Teaneck, NJ/Teaneck |
| 18 | Dave Brytus P JR* 6-4 230 | 53 | Alex Karabin OL FR* 6-1 290 | 90 | Tony Tucker DL FR 6-2 225 |
| | McDonald, PA/West Allegheny | | Ruffs Dale, PA/Greensburg Central Catholic/Air Force Prep (CO) | | Bowie, MD/St. John's College (Washington D.C.) |
| 19 | Pat Bostick QB FR 6-3 230 | 54 | Chris Jacobson OL FR 6-3 285 | 91 | Greg Romeus DL FR* 6-5 250 |
| | Lancaster, PA/Manheim Township | | Pittsburgh, PA/Keystone Oaks | | Coral Springs, FL/Coral Glades |
| 20 | Irvan Brown* DB SO* 6-0 205 | 55 | C.J. Davis** OL JR 6-3 315 | 93 | Gus Mustakas** DL JR 6-3 280 |
| | Brewerton, NY/Paul V. Moore | | Imperial, PA/West Allegheny | | Cooper City, FL/Chaminade-Madonna Prep |
| 21 | Buddy Jackson DB FR 6-0 160 | 56 | Joe Thomas* OL SO 6-5 300 | 94 | Myles Caragain DL FR 6-2 270 |
| | Plantation, FL/Cypress Bay | | Cleveland, OH/St. Edward | | Pittsburgh, PA/Keystone Oaks |
| 22 | Kevin Collier* RB SO 5-11 195 | 57 | Craig Bokor* DL SO* 6-3 300 | 95 | Ernest "Mick" Williams DL SO* 6-1 290 |
| | Rochester, NY/Churchville-Chili | | Aliquippa, PA/Hopewell/Valley Forge Milit. Acad. (PA) | | Monessen, PA/Monessen |
| 22(D) | David Kries P FR 6-1 200 | 58 | Joe Clermond*** DL SR* 6-3 250 | 96 | Justin Hargrove DL FR 6-3 245 |
| | Spokane, WA/Gonzaga Prep | | Tampa, FL/Chamberlain | | Pittsburgh, PA/Baldwin |
| 23 | Lowell Robinson* DB SR 6-0 200 | 59 | Mark Estermyer** LS JR* 6-2 245 | 97 | Jabaal Sheard DL FR 6-4 240 |
| | Mount Vernon, NY/Mount Vernon/Erie C.C. (NY) | | Chippewa, PA/Blackhawk | | Hollywood Hills, FL/Hollywood Hills |
| 24 | Jemeel Brady*** LB SR* 6-0 210 | 60 | Greg Gaskins OL FR 6-4 280 | 98 | Chas Alexcich DL FR 6-5 270 |
| | Miami, FL/Miami Killian | | York, PA/William Penn | | Columbia, PA/Penn Manor |
| 25 | LeSean McCoy RB FR 5-11 210 | 62 | John Bachman* OL SO* 6-4 280 | | |
| | Harrisburg, PA/Bishop McDevitt/Milford Acad. (NY) | | Moon Township, PA/Moon Area | | |
| 26 | Ricky Gary DB FR* 5-9 175 | 63 | Wayne Jones DL FR 6-2 315 | | |
| | Pahokee, FL/Pahokee | | Johnstown, PA/Bishop McCort | | |
| 27 | Henry Hynoski FB FR 6-2 245 | 64 | Chris Vangas*** C SR* 6-2 310 | | |
| | Elysburg, PA/Southern Columbia Area | | Dayton, OH/Chaminade-Julienne | | |
| 27(D) | Cody Sawhill PK JR 6-0 195 | 66 | Scott Corson C FR* 6-5 290 | | |
| | Galloway, NJ/Absegami | | Johnstown, PA/Greater Johnstown | | |
| 28 | Eric Thatcher** DB JR* 5-9 195 | 67 | Dan Matha OL FR 6-6 310 | | |
| | Cincinnati, OH/Cincinnati Moeller | | Erie, PA/Erie McDowell | | |

* following class denotes redshirt season

* following name denotes letters earned

(D) denotes duplicate number

2007 Game-by-Game Review

**GAME
I**

Pitt 27 Eastern Michigan 3 • Sept. 1, 2007 • Heinz Field (36,183)

PITTSBURGH—Pitt opened the 2007 season in winning fashion, defeating Eastern Michigan, 27-3, at Heinz Field. The victory was Pitt's 10th in its last 11 season openers.

A strong defensive effort keyed the victory. The Panthers limited the Eagles to 145 yards in total offense, the lowest total by a Pitt season-opening opponent since 1989. Eastern Michigan (0-1) rushed for 39 yards on 23 carries, an average of just 1.7 per attempt.

The Panthers made their season debut with a new quarterback in junior Bill Stull. The primary backup to Tyler Palko each of the previous two seasons, Stull impressed in his first starting assignment by throwing for 177 yards on 14-of-20 passing. His 21-yard touchdown pass to Oderick Turner put Pitt in control early in the second period with a 14-3 lead.

Stull, however, would ultimately leave the game due to injury in the third quarter after injuring the thumb on his right (throwing) hand. Redshirt freshman Kevan Smith came on in relief over the final quarter-and-a-half and led Pitt to two scores – Conor Lee field goals of 28 and 35 yards – while completing 2-of-4 passes for 18 yards.

After managing just 19 yards on 13 carries in the first half, Pitt's rushing game came to life over the final two quarters.

Freshman LeSean McCoy made his collegiate debut by rushing for a game-high 68 yards on 10 carries, averaging nearly seven yards per attempt. LaRod Stephens-Howling had 67 yards on 16 carries (4.2 avg.).

Former tailback Shane Brooks scored a pair of one-yard touchdowns from the fullback position, giving him the first TDs of his career.

Pitt bottled up Eastern Michigan's offense all game long. EMU quarterback Andy Schmitt was 16 of 27 for 106 yards but didn't complete a pass over 15 yards. Only one Eagles' ball carrier had more than five yards rushing, Pierre Walker, who finished with 30 yards on 11 carries.

Middle linebacker Scott McKillop, making his first collegiate start, had eight tackles and a six-yard sack. Gus Mustakas anchored the defensive front with five tackles, including two for losses. Redshirt frosh Ricky Gary earned the start at cornerback and had an interception late in the first quarter that set up Pitt's second touchdown.

Pitt improved to 2-0 all-time against Eastern Michigan and 25-2 against teams from the Mid-American Conference.

Scoring Summary

| | | | | | |
|-------------|---|---|---|---|----|
| EMU | 3 | 0 | 0 | 0 | 3 |
| PITT | 7 | 7 | 7 | 6 | 27 |

First Quarter

EMU — Dutcher 27-yard field goal 3:30
PITT — Brooks 1-yard run (Lee kick) 1:26

Second Quarter

PITT — Turner 21-yard pass from Stull (Lee kick) 14:05

Third Quarter

PITT — Brooks 1-yard run (Lee kick) 9:11

Fourth Quarter

PITT — Lee 28-yard field goal 7:09
PITT — Lee 35-yard field goal 2:20

Game Statistics

| Team Stats | EMU | PITT |
|---------------------|---------|---------|
| First Downs | 8 | 19 |
| Rushes-Yards | 23-39 | 42-130 |
| Comp-Att-Int | 16-29-1 | 16-24-0 |
| Passing Yards | 106 | 195 |
| Total Yards | 145 | 325 |
| Punt Returns-Yards | 1-16 | 2-30 |
| Kick Returns-Yards | 6-112 | 1-15 |
| Interceptions-Yards | 0-0 | 1-2 |
| Fumbles-Lost | 0-0 | 3-0 |
| Punts-Average | 7-46.1 | 5-45.4 |
| Penalties-Yards | 5-45 | 4-40 |
| Third Down Conv. | 3-13 | 8-16 |
| Fourth Down Conv. | 0-1 | 0-0 |
| Sacks By-Yards | 1-7 | 2-7 |
| Possession Time | 27:08 | 32:52 |

Individual Statistics

Rushing

EMU — Walker 11-30; Blevins 1-5; Priest 7-5; Schmitt 3-0; Team 1-(-1).

PITT — McCoy 10-68; Stephens-Howling 16-67; Collins 4-14; Brooks 4-12, 2 TD; Pestano 1-3; Team 2-(-7); Stull 3-(-9); Smith 2-(-18).

Passing

EMU — Schmitt 16-27-1, 106 yards; Jones 0-2-0, 0 yards.

PITT — Stull 14-20-0, 177 yards, 1TD; Smith 2-4, 18 yards.

Receiving

EMU — Lewis 5-52; Leduc 3-18; Stone 2-13; Gage 2-10; White 2-(-1); Priest 1-10; Bohnet 1-4.

PITT — Pestano 3-72; Strong 3-35; Pelusi 3-20; Byham 3-19; Stephens-Howling 2-24; Turner 1-21, 1 TD; Porter 1-4.

2007 Game-by-Game Review

GAME
2

Pitt 34 Grambling State 10 • Sept. 8, 2007 • Heinz Field (30,852)

PITTSBURGH—Pitt freshman tailback LeSean McCoy rushed for three touchdowns in the opening quarter and quarterback Kevan Smith threw for 202 yards and a TD in his first start to lift Pitt past Grambling State, 34-10, at Heinz Field.

Smith gained his first start after Bill Stull was lost for an indefinite period due to a thumb injury sustained the previous week in the opener against Eastern Michigan.

In only the second game action of his collegiate career, Smith completed 15-of-22 passes, including a 50-yard touchdown to Nate Byham in the second period that put the Panthers up 28-10.

McCoy scored three touchdowns in less than four-and-a-half minutes in the first quarter to propel Pitt to a 21-0 lead. He finished with 107 yards on 19 carries, an average of 5.6 yards per rush.

McCoy's three rushing touchdowns were one shy of the Pitt freshman single-game mark set by Elliott Walker in 1974 (four vs. Temple). McCoy scored on runs of 5, 7 and 13 yards within a 4:19 span.

The last Pitt freshman to rush for at least 100 yards was LaRod Stephens-Howling against Syracuse in 2005. Stephens-Howling started against Grambling but left the contest early after injuring his ribs.

McCoy's final two TDs were set up by a pair of gems by Pitt's defensive and special teams units.

Brian Kaiser blocked a Grambling punt to give the Panthers possession at the Tigers' seven-yard line, where McCoy scored from on the very next play.

Eric Thatcher then intercepted a Grambling pass that was tipped by Scott McKillop to set Pitt up at the Tigers' 31. Two plays later McCoy scored his final touchdown, giving Pitt a commanding 21-0 lead just 11 minutes into the contest.

Pitt's defense would limit the speedy Tigers to 239 total yards and just 84 on the ground. The Panthers intercepted three passes. In addition to Thatcher, Pitt also got thefts from Mike Phillips and Lowell Robinson.

Conor Lee kicked field goals of 20 and 27 yards to complete Pitt's scoring. He additionally converted each of his four extra-point attempts, running his PAT streak to 54 straight.

Pitt improved to 7-0 all-time against I-AA (renamed Football Championship Subdivision) teams. It was the Panthers' first-ever game against Grambling State.

Scoring Summary

| | | | | | |
|-------------|----|----|---|---|----|
| GSU | 7 | 3 | 0 | 0 | 10 |
| PITT | 21 | 10 | 3 | 0 | 34 |

First Quarter

PITT — McCoy 5-yard run (Lee kick) 8:18
 PITT — McCoy 7-yard run (Lee kick) 5:47
 PITT — McCoy 13-yard run (Lee kick) 3:59
 GSU — Edwards 29-yard pass from Landers (Manuel kick) 1:15

Second Quarter

GSU — Manuel 35-yard field goal 6:41
 PITT — Byham 50-yard pass from Smith (Lee kick) 3:38
 PITT — Lee 20-yard field goal 0:58

Third Quarter

PITT — Lee 27-yard field goal 0:34

Fourth Quarter

No scoring

Game Statistics

| Team Stats | GSU | PITT |
|---------------------|---------|---------|
| First Downs | 17 | 14 |
| Rushes-Yards | 31-84 | 35-119 |
| Comp-Att-Int | 19-40-3 | 15-23-2 |
| Passing Yards | 155 | 202 |
| Total Yards | 239 | 321 |
| Punt Returns-Yards | 1-1 | 2-23 |
| Kick Returns-Yards | 6-144 | 3-81 |
| Interceptions-Yards | 2-13 | 3-17 |
| Fumbles-Lost | 1-0 | 1-1 |
| Punts-Average | 5-32.4 | 4-36.0 |
| Penalties-Yards | 14-108 | 10-91 |
| Third Down Conv. | 6-17 | 4-11 |
| Fourth Down Conv. | 0-3 | 0-0 |
| Sacks By-Yards | 1-4 | 2-14 |
| Possession Time | 29:56 | 30:04 |

Individual Statistics

Rushing

GSU — Walker 12-54; Warren 14-42; Edwards 1-1; Patterson 1-1; Landers 3-(-14).
PITT — McCoy 19-107, 3 TD; Collins 6-13; Brooks 3-13; Stephens-Howling 3-7; Williams 2-(-7); Smith 2-(-14).

Passing

GSU — Landers 19-40-3, 155 yards, 1 TD.
PITT — Smith 15-22-1, 202 yards, 1 TD; Bostick 0-1-1.

Receiving

GSU — Edwards 5-59, 1 TD; Jackson 5-32; Hills 4-33; Abney 2-22; Walker 2-2; Patterson 1-7.
PITT — Turner 4-74; McCoy 3-16; Byham 2-61, 1 TD; Strong 2-31; Pestano 2-14; McGee 1-3; Collins 1-3.

2007 Game-by-Game Review

**GAME
3**

Michigan State 17 Pitt 13 • Sept. 15, 2007 • Spartan Stadium (68,620)

EAST LANSING, MICH.—Making its first visit to East Lansing since 1958, Pitt fought Michigan State until the game's final play. But in the end, Kevan Smith's desperation pass from the Spartan 40 fell incomplete as time expired giving host Michigan State a 17-13 victory.

Three Pitt turnovers proved decisive in the contest. Each led to Michigan State's three scores, including a 31-yard interception return for a touchdown by Travis Key in the second quarter that gave the Spartans a 14-7 lead it would not surrender.

Michigan State's other scores came on a short field following Pitt miscues. Jehuu Caulcrick rushed for a two-yard touchdown early in the second period after the Spartans took over at the Pitt 35 following an interception. Michigan State's final points, a 23-yard field goal with 2:54 left, were set up by a Pitt fumble at its own 22.

In contrast, the Spartans (3-0) did not have a single turnover on the afternoon.

Pitt's defense played valiantly in the loss, limiting the Spartans' potent backfield to 2.8 yards per rush and collecting six quarterback sacks. Michigan State had been churning out 220 yards on the ground and yielded just two total sacks heading into its contest with Pitt (2-1).

Defensive tackle Rashaad Duncan had two sacks himself and three total tackles for losses to lead the Panthers up front, while linebacker Scott McKillop collected a game and career-high 17 tackles.

The Panthers' offensive spark came from freshman tailback LeSean McCoy. Making his first start, McCoy rushed for 172 yards on 25 carries, a 6.9-yard average. He ripped off a 64-yard touchdown in the second quarter to tie the game, 7-7.

It was the second consecutive 100-yard outing for McCoy, who also lined up at quarterback in the shotgun formation during the second half as Pitt deployed a new offensive wrinkle to take advantage of his running ability.

McCoy became the first Pitt freshman to compile back-to-back 100-yard games since Curtis Martin in 1991. McCoy's 172 yards marked the seventh best single-game rushing performance by a Pitt freshman all-time.

Smith, making just his second start and his first on the road, finished 9 of 18 for 85 yards with two interceptions. Conor Lee accounted for the Panthers' other scores, converting field goals of 41 and 29 yards.

Scoring Summary

| | | | | | |
|-------------|---|----|---|---|----|
| PITT | 0 | 7 | 3 | 3 | 13 |
| MSU | 0 | 14 | 0 | 3 | 17 |

First Quarter

No scoring

Second Quarter

MSU — Caulcrick 2-yard run (Swenson kick) 14:15

PITT — McCoy 64-yard run (Lee kick) 13:54

MSU — Key 31-yard interception return (Swenson kick) 11:00

Third Quarter

PITT — Lee 41-yard field goal 2:13

Fourth Quarter

PITT — Lee 29-yard field goal 7:47

MSU — Swenson 23-yard field goal 2:54

Game Statistics

| Team Stats | PITT | MSU |
|---------------------|--------|-----------|
| First Downs | 15 | 19 |
| Rushes-Yards | 38-207 | 51-144 |
| Comp-Att-Int | 9-20-2 | 14-28-0 |
| Passing Yards | 85 | 183 |
| Total Yards | 292 | 327 |
| Punt Returns-Yards | 4-34 | 2-25 |
| Kick Returns-Yards | 4-95 | 4-118 |
| Interceptions-Yards | 0-0 | 2-45-1 TD |
| Fumbles-Lost | 2-1 | 0-0 |
| Punts-Average | 5-39.8 | 6-39.3 |
| Penalties-Yards | 10-71 | 11-125 |
| Third Down Conv. | 0-12 | 8-19 |
| Fourth Down Conv. | 2-3 | 1-3 |
| Sacks By-Yards | 6-40 | 5-33 |
| Possession Time | 26:09 | 33:51 |

Individual Statistics

Rushing

PITT — McCoy 25-172, 1 TD; Porter 3-34; Collins 1-2; Smith 9-(-1).
MSU — Ringer 20-92; Caulcrick 21-71, 1 TD; Thomas 1-5; Hoyer 9-(-24).

Passing

PITT — Smith 9-18-2, 85 yards; Team 0-2-0.

MSU — Hoyer 14-28-0, 183 yards.

Receiving

PITT — Pestano 3-30; Strong 2-32; Porter 2-15; McCoy 2-8.

MSU — Thomas 3-53; Ringer 3-31; Davis 2-38; Dell 2-10; Caulcrick 1-17; Williams 1-16; Love 1-11; Curry 1-7.

2007 Game-by-Game Review

GAME
4

Connecticut 34 Pitt 14 • Sept. 22, 2007 • Heinz Field (40,145)

PITTSBURGH—Pitt opened Big East Conference play on a losing note, dropping a 34-14 decision to visiting Connecticut at Heinz Field.

Similar to the Michigan State loss a week prior, turnovers proved to be the Panthers' undoing. Pitt threw four interceptions and lost two fumbles.

The unbeaten Huskies (4-0, 1-0) parlayed three of those turnovers into 17 points, building a 34-7 lead early in the fourth period. Pitt also hurt its cause with eight penalties for 57 yards.

The Panthers (2-2, 0-1) found themselves in a game of catch up in the contest's opening minutes. Connecticut's Danny Lansanah intercepted a pass and returned it 26 yards deep into Pitt territory. Lou Allen then scored from one-yard out to give UConn a 7-0 lead less than two minutes into the game.

The lead would expand to 10-0 later in the quarter before Pitt got a spark from LeSean McCoy. Taking a direct snap, McCoy rushed left and then pulled up and completed an 18-yard pass to Nate Byham. The freshman tailback then had a dazzling 24-yard run before breaking lose on a 19-yard touchdown rush to make it 10-7 with 9:20 to go in the second quarter.

Unfortunately, that would be as close as Pitt would get. Connecticut responded with an eight-play, 60-yard scoring drive capped by Donald Brown's short TD run to make it 17-7. The Huskies would add 10 more points before halftime, including a 39-yard field goal as time expired that was set up by a Pitt fumble at its own 30.

Quarterback Tyler Lorenzen provided the offensive fuel for UConn. The junior-college transfer threw for 149 yards on 10-of-14 passing to help the Huskies to their bulging 20-point halftime lead.

In the second half, Pitt looked to freshman quarterback Pat Bostick, who experienced the first significant playing time of his career.

Playing the final two quarters, Bostick completed 27-of-41 passes for 230 yards and a 21-yard TD to Oderick Turner. Connecticut picked off three of his passes, though, including one that was returned 51 yards for a touchdown by Lawrence Wilson.

Bostick's touchdown drive covered 86 yards in 10 plays. On his TD throw, Bostick scrambled away from pressure and found Turner in the left corner of the end zone to make it 34-14 with 4:35 left.

It was Pitt's second consecutive loss to Connecticut.

Scoring Summary

| | | | | | |
|--------------|----|----|---|---|----|
| UCONN | 10 | 17 | 0 | 7 | 34 |
| PITT | 0 | 7 | 0 | 7 | 14 |

First Quarter

UCONN — Allen 1-yard run (Ciaravino kick) 13:11
UCONN — Ciaravino 26-yard field goal 3:35

Second Quarter

PITT — McCoy 19-yard run (Lee kick) 9:20
UCONN — Brown 3-yard run (Ciaravino kick) 5:38
UCONN — Allen 1-yard run (Ciaravino kick) 0:32
UCONN — Ciaravino 39-yard field goal 0:00

Third Quarter

No scoring

Fourth Quarter

UCONN — Wilson 51-yard interception return (Ciaravino kick) 13:28
PITT — Turner 21-yard pass from Bostick (Lee kick) 4:35

Game Statistics

| Team Stats | UCONN | PITT |
|---------------------|-----------|---------|
| First Downs | 17 | 19 |
| Rushes-Yards | 46-115 | 23-72 |
| Comp-Att-Int | 12-25-0 | 31-51-4 |
| Passing Yards | 174 | 277 |
| Total Yards | 289 | 349 |
| Punt Returns-Yards | 3-22 | 2-18 |
| Kick Returns-Yards | 3-24 | 5-128 |
| Interceptions-Yards | 4-82-1 TD | 0-0 |
| Fumbles-Lost | 1-1 | 3-2 |
| Punts-Average | 8-35.0 | 7-40.0 |
| Penalties-Yards | 2-20 | 8-57 |
| Fourth Down Conv. | 7-17 | 4-17 |
| Fourth Down Conv. | 0-0 | 2-3 |
| Sacks By-Yards | 3-17 | 3-31 |
| Possession Time | 30:28 | 29:32 |

Individual Statistics

Rushing

UCONN—Brown 18-53, 1 TD; Dixon 7-20; Lorenzen 13-19; Allen 6-15, 2 TD; Jeffers 1-9; Team 1-(-1).

PITT — McCoy 11-70, 1 TD; Stephens-Howling 6-16; Pestano 1-3; Collins 1-2; Smith 2-(-5); Bostick 2-(-14).

Passing

UCONN — Lorenzen 12-25-0, 174 yards.

PITT — Bostick 27-41-3, 230 yards, 1 TD; Smith 3-9-1, 29 yards; McCoy 1-1-0, 18 yards.

Receiving

UCONN — Hernandez 3-50; Jeffers 3-35; Kanuch 2-35; Brouse 2-11; Taylor 1-24; Dixon 1-19.

PITT — Strong 6-73; McCoy 6-16; Turner 4-64, 1 TD; Stephens-Howling 4-24; Byham 3-59; Pestano 2-25; Porter 2-11; Brooks 2-5; Collins 1-6; Thomas 1-(-6).

2007 Game-by-Game Review

GAME
5

Virginia 44 Pitt 14 • Sept. 29, 2007 • Scott Stadium (60,888)

CHARLOTTESVILLE—A huge first quarter scoring onslaught by Virginia ultimately doomed Pitt as the host Cavaliers cruised to a 44-14 victory at Scott Stadium.

Pitt found itself in a 20-0 hole just eight minutes into the contest and 27-0 after one period. The large early deficit proved too much for the Panthers, who were featuring a true freshman in Pat Bostick as their starting quarterback.

Inexperience under center, though, was not the decisive factor in this game. The Cavaliers scored on their first five possessions, including four touchdowns in the opening quarter. The longest TD drive covered just 51 yards, however, as favorable field position played a significant role in the early going.

Another major factor was the exceptional play of Virginia quarterback Jameel Sewell, who threw three TDs in the first period. Sewell's scoring strikes covered two, 18 and five yards. He also proved to be an effective weapon on the ground, rushing for 64 yards on 12 carries.

Pitt did not help its cause, fumbling away a kickoff return at its own 26 after already trailing 13-0. On its next possession, Pitt had to punt away to Vic Hall, whose 45-yard return put Virginia at the Panthers' 26. Six plays later, Cedric Peerman rushed in from one yard out to put the Cavaliers up 27-0.

Virginia's lead would expand to 30-0 before Pitt finally got on the board. Freshman defensive lineman Tyler Tkach pounced on a muffed punt return at the UVa 22. Bostick then hooked up with Oderick Turner on a 19-yard pass to set up a one-yard scoring run by LeSean McCoy, making it 30-7 with five minutes to go in the half.

The Panthers closed to 30-14 early in the fourth period when Turner jumped over a Virginia defender to haul in a two-yard touchdown catch. It would be as close as Pitt would get. Less than three minutes later, Peerman had a 13-yard scoring run to boost the lead back to 23 points.

Bostick played solidly in his first career start, completing 18-of-31 passes for 181 yards with a touchdown and interception.

Scott McKillop collected a game-high 15 tackles, while Greg Romeus had three tackles for losses. Joe Clermond blocked Virginia's initial extra-point attempt of the night, marking Pitt's first blocked PAT since the 2003 season.

The Panthers lost their third consecutive game to fall to 2-3 on the season. Following a season-opening loss, the Cavaliers notched their fourth consecutive win to improve to 4-1.

Pitt played Virginia in Charlottesville for the first time since the 1953 season.

Scoring Summary

| | | | | | |
|-----------------|----|---|---|----|----|
| PITT | 0 | 7 | 0 | 7 | 14 |
| VIRGINIA | 27 | 3 | 0 | 14 | 44 |

First Quarter

UVA — Stupar 2-yard pass from Sewell (kick blocked) 13:37

UVA — Santi 18-yard pass from Sewell (Gould kick) 9:06

UVA — Jackson 5-yard pass from Sewell (Gould kick) 6:51

UVA — Peerman 1-yard run (Gould kick) 1:22

Second Quarter

UVA — Gould 23-yard field goal 8:52

PITT — McCoy 1-yard run (Lee kick) 5:00

Third Quarter

No scoring

Fourth Quarter

PITT — Turner 2-yard pass from Bostick (Lee kick) 14:54

UVA — Peerman 13-yard run (Gould kick) 12:06

UVA — Hall 4-yard run (Gould kick) 5:25

Game Statistics

| Team Stats | PITT | UVA |
|---------------------|---------|---------|
| First Downs | 14 | 23 |
| Rushes-Yards | 34-107 | 42-173 |
| Comp-Att-Int | 18-31-1 | 16-31-0 |
| Passing Yards | 181 | 169 |
| Total Yards | 288 | 342 |
| Punt Returns-Yards | 2-(-3) | 4-86 |
| Kick Returns-Yards | 7-147 | 2-43 |
| Interceptions-Yards | 0-0 | 1-3 |
| Fumbles-Lost | 1-1 | 1-1 |
| Punts-Average | 7-44.9 | 4-41.2 |
| Penalties-Yards | 11-101 | 5-44 |
| Third Down Conv. | 5-16 | 6-13 |
| Fourth Down Conv. | 1-2 | 2-2 |
| Sacks By-Yards | 0-0 | 3-20 |
| Possession Time | 30:12 | 29:48 |

Individual Statistics

Rushing

PITT — McCoy 19-86, 1 TD; Stephens-Howling 10-37; Porter 2-4; Bostick 3-(-20).

UVA — Peerman 24-87, 2 TD; Sewell 12-64; Pearman 2-10; Payne 1-4; Hall 1-4, 1 TD; Jackson 1-4; Zidenberg 1-0.

Passing

PITT — Bostick 18-31-1, 181 yards, 1 TD.

UVA — Sewell 16-31-0, 169 yards, 3 TD.

Receiving

PITT — Porter 5-55; Turner 4-70, 1 TD; McCoy 3-4; Pestano 2-15; Williams 1-13; Stephens-Howling 1-10; Strong 1-9; McGee 1-5.

UVA — Peerman 4-44; Stupar 3-27, 1 TD; Santi 2-32, 1 TD; Phillips 2-23; Inman 2-18; Koch 1-15; Jobe 1-5; Jackson 1-5, 1 TD.

The Last Time Pitt...

Individual Marks

RUSHING

200+ yards rushing:

221, LaRod Stephens-Howling vs. Syracuse, 10-7-06. (27 att., 1 TD).

300+ yards rushing:

303 yards, Tony Dorsett vs. Notre Dame, 11-15-75 (23 att., 1 TD).

30+ Rushing attempts:

32, LaRod Stephens-Howling vs. Connecticut, 11-11-06 (154 yds., 2 TDs).

2 Players w/100 yards rushing:

11-5-88 vs. Rutgers, Curvin Richards (202) and Darnell Dickerson (108).

100-yard rusher and 300-yard passer:

9-25-04 vs. Furman, Raymond Kirkley (108) and Tyler Palko (380).

200-yard rusher, 200-yard receiver and 300-yard passer:

10-21-00 vs. Boston College, Kevan Barlow (209), Antonio Bryant (222), and John Turman (332).

50+yard TD Run:

64, LeSean McCoy vs. Michigan State, 9-15-07.

60+yard TD Run:

64, LeSean McCoy vs. Michigan State, 9-15-07.

70+yard TD Run:

70, LaRod Stephens-Howling vs. Syracuse, 10-7-06.

80+yard TD Run:

85, David Priestley vs. East Tennessee State, 9-1-01.

3 touchdowns rushing:

LeSean McCoy vs. Grambling State, 9-8-07.

4 touchdowns rushing:

Kevan Barlow vs. West Virginia, 11-24-00.

PASSING

25+ pass completions:

27, Pat Bostick vs. Connecticut, 9-22-07. (41 att., 230 yds., 1 TD, 3 INTs)

40+ pass attempts:

41, Pat Bostick vs. Connecticut, 9-22-07. (27 comp., 230 yds., 1 TD, 3 INTs)

50+ yard TD pass:

50, vs. Grambling State, 9-8-07, Kevan Smith to Nate Byham.

70+ yard TD pass:

80, vs. Cincinnati, 9-8-06, Tyler Palko to Derek Kinder.

300+ yards passing:

307, Tyler Palko vs. Louisville, 11-25-06. (50 att., 31 comp., 1 TD, 3 INTs)

100+ yards rushing and 100+ yards passing (one player):

11-3-73 vs. Syracuse, Billy Daniels, 165 yards rushing and 121 yards passing.

RECEIVING

10+ receptions:

11, Derek Kinder vs. Louisville, 11-25-06.

50+ yard TD reception:

50, vs. Grambling State, 9-8-07, Kevan Smith to Nate Byham.

70+ yard TD reception:

80, vs. Cincinnati, 9-8-06, Tyler Palko to Derek Kinder.

150+ yards receiving:

172, Derek Kinder vs. Cincinnati, 9-8-06 (3 rec., 2 TDs).

200+ yards receiving:

207, Larry Fitzgerald vs. Rutgers, 10-18-03 (8 rec., 2 TDs).

2 players w/100 yards receiving:

12-4-04 vs. South Florida, Greg Lee (153) and Erik Gill (126).

3 touchdowns receiving:

Greg Lee vs. South Florida, 12-4-04.

4 touchdowns receiving:

Billy Davis vs. Rutgers, 11-19-94.

Page 26

MISCELLANEOUS

50+ yard field goal:

54 yards, David Merrick vs. Texas, 9-3-94.

60+ yard punt:

64 yards, Dave Brytus vs. Virginia, 9-29-07.

Safety by Pitt:

vs. The Citadel, 9-23-06, high snap goes out of end zone.

Blocked FG:

Tommie Duhart vs. Michigan State, 9-15-07.

Blocked PAT:

Joe Clermond vs. Virginia, 9-29-07.

Blocked punt:

Brian Kaiser vs. Grambling State, 9-8-07.

Player with Two Interceptions (same game):

Malcolm Postell vs. South Florida, 12-4-04.

Interception for TD:

Gus Mustakas vs. Toledo, 9-30-06, 9 yds.

Fumble return for TD:

Bernard "Josh" Lay vs. Syracuse, 10-25-03, 20 yards.

Kickoff return for TD:

Lowell Robinson vs. UCF, 10-13-06, 97 yards.

Punt return for TD:

Darrelle Revis vs. West Virginia, 11-16-06, 73 yards.

Blocked FG return for TD:

Bernard "Josh" Lay vs. Connecticut, 11-12-05, 71 yards.

Blocked punt return for TD:

Billy Davis vs. Minnesota, 9-28-91, 13 yards.

2-point conversion (rushing):

Tim Murphy vs. Notre Dame, 9-3-05.

2-point conversion (passing):

Tyler Palko to Darrell Strong vs. Cincinnati, 10-8-05.

Defensive 2-point conversion:

Doug Hetzler returned PAT attempt vs. Syracuse, 9-22-90.

Player to Throw, Catch and Rush for a TD (same game):

Jawan Walker vs. Boston College, 11-1-03 (35-yd. pass to Larry Fitzgerald, 47-yd. catch from Rod Rutherford, 3-yd. TD rush).

Team Marks

MISCELLANEOUS

300+ yards rushing:

351 yards vs. Kent State, 9-18-99.

Failed to gain 100+ yards rushing:

72 yards vs. Connecticut, 9-22-07 (23 att.).

300+ yards passing:

328 yards vs. Louisville, 11-25-06

(51 att., 32 comp., 2 TDs, 3 INTs).

Failed to gain 100+ yards passing:

85 yards vs. Michigan State, 9-15-07 (20 att., 9 comp., 0 TD, 2 INT).

Two Interceptions for TDs (same game):

Darrelle Revis, 19 yards, followed by Clint Session, 78 yards, vs. Virginia, 9-2-06.

100+ yards in penalties:

101 yards vs. Virginia, 9-29-07 (11 penalties).

10+ penalties:

11 vs. Virginia, 9-29-07 (101 yards).

Shutout:

24-0 vs. Connecticut, 11-12-05.

Was Shut Out:

45-0, vs. Miami, 9-28-96.

The Last Time...Pitt Opponents

Opponent Marks

RUSHING

200+ yards rushing:

220, Pat White, West Virginia 11-16-06 (22 att., 2 TDs).

215, Steve Slaton, West Virginia 11-16-06 (23 att., 2 TDs).

2 players with 100+ yards rushing:

West Virginia 11-16-06:

220, Pat White, West Virginia 11-16-06 (22 att., 2 TDs).

215, Steve Slaton, West Virginia 11-16-06 (23 att., 2 TDs).

30+ rushing attempts:

43, Donald Brown, Connecticut, 11-11-06 (205 yards, 2 TDs).

100+ yards rushing and 100+ yards passing (one player):

Pat White, West Virginia 11-16-06:

Passing: 204 yards (16 att., 11 comp., 2 TDs, 0 INT).

Rushing: 220 yards (22 att., 2 TDs).

50+ yard TD run:

55 yards, Steve Slaton (West Virginia), 11-16-06.

3 touchdowns rushing:

3, Darius Walker (Notre Dame), 9-3-05.

4 touchdowns rushing:

4, Quincy Wilson (West Virginia), 11-15-03.

PASSING

25+ completions:

29, Alex Smith, Utah (Tostitos Fiesta Bowl), 1-1-05

(37 att., 328 yds., 4 TDs, 0 INT).

50+ yard TD pass:

75 yards, Louisville, 11-25-06 (Brian Brohm to Harry Douglas).

300+ yards passing:

337 yards, Brian Brohm, Louisville, 11-25-06

(29 att., 21 comp., 4 TDs, 0 INT).

RECEIVING

10+ receptions:

15, Paris Warren, Utah (Tostitos Fiesta Bowl), 1-1-05 (198 yards).

50+ yard TD reception:

75 yards, Louisville, 11-25-06 (Brian Brohm to Harry Douglas).

150+ yards receiving:

198, Paris Warren, Utah (Tostitos Fiesta Bowl), 1-1-05 (15 rec.).

2 players with 100-yards receiving:

Louisville, 11-25-06:

Mario Urrutia, 144 yards (7 rec., 1 TD).

Harry Douglas, 132 yards (4 rec., 1 TD).

MISCELLANEOUS

Opponent failed to register a TD:

9-1-07, Eastern Michigan (Pitt won 27-3).

Safety by opponent:

11-4-06, South Florida, Pitt's Tyler Palko penalized for intentional grounding in end zone.

Opponent punt return for TD:

Willie Foster, Rutgers, 9-30-05 (71 yards).

Opponent kickoff return for TD:

Gregory Golden, NC State, 12-20-01 (Tangerine Bowl)
(90 yards).

Opponent fumble recovery for TD:

Deon Palmer, Louisville, 11-3-05 (recovered in end zone).

Opponent interception for TD:

Lawrence Wilson, Connecticut, 9-22-07 (51 yards).

Opponent returned two interceptions for TDs:

Dion Byrum, Ohio, 9-9-05 (38 yards and 85 yards).

Opponent TD off blocked punt:

Reggie McCoy, Syracuse, 10-22-05 (21 yards).

Opponent TD off blocked FG:

Ronyell Whitaker, Virginia Tech, 11-3-01 (71 yards).

Opponent Defensive 2-Point Conversion:

Matt Taffoni, West Virginia, interception return, 10-15-94

Team gained 300+ yards passing:

337 yards, Louisville, 11-25-06

(29 att., 21 comp., 4 TDs, 0 INT).

Team gained 300+ yards rushing:

437 yards, West Virginia, 11-16-06 (47 att., 4 TDs).

Team failed to gain 100+ yards rushing:

84 yards, Grambling State, 9-8-07 (31 att.).

Team failed to gain 75+ yards rushing:

39 yards, Eastern Michigan, 9-1-07 (23 att.).

Team failed to gain 50+ yards rushing:

39 yards, Eastern Michigan, 9-1-07 (23 att.).

Team failed to gain 25+ yards rushing:

8 yards, Oregon State (Insight Bowl), 12-26-02 (32 att.).

Team held to negative yards rushing:

-3 yards, Rutgers, 9-21-02 (28 att.).

Team failed to gain 100+ pass yards:

72 yards, Rutgers, 10-21-06 (18 att., 10 comp., 1 TD, 0 INT).

Team failed to gain 100 yards in total offense

97 yards, Akron, 10-3-98 (57 rushing, 40 yards passing).

The Last Time: Pitt Streaks and Milestones

Undefeated/Failed to Win

Undefeated:

1976, 12-0.

Undefeated, Home:

1980, 6-0.

Undefeated, Road

1987, 4-0.

Failed To Win A Game

0-8-1, 1903.

Failed To Win, Home

1993, 0-6.

Failed To Win, Road

2005, 0-5.

Winning & Losing Streaks

Longest Winning Streak

31, 1914-1918: 1914 (2), 1915 (8), 1916 (8), 1917 (9),
1918 (4).

Longest Win Streak (Home)

29, 1914-1919: 1914 (2), 1915 (6), 1916 (6), 1917 (7),
1918 (4), 1919 (4).

Longest Win Streak (Road)

10, 1913-1917: 1913 (1), 1914 (3), 1915 (2), 1916 (2),
1917 (2).

Longest Losing Streak

10, 1950-51: 1950 (3), 1951 (7); 1971-72: 1971 (3),
1972 (7); 1995-96: 1995 (9), 1996 (1).

Longest Losing Streak (Home)

9, 1992-93: 1992 (3), 1993 (6).

Longest Losing Streak (Road)

19, 1942-47: 1942 (4), 1943 (2), 1944 (3), 1945 (2),
1946 (3), 1947 (5).

Shutouts

Shutout:

24-0 vs. Connecticut, 11-12-05.

Was Shut Out:

45-0, vs. Miami, 9-28-96.

Most Consecutive Shutouts

11, 1910 (9) thru 1911 (2).

Most Shutouts Season

9, 1904, 1905 & 1910.

Most Consecutive Shutouts (Home)

10, 1910 (9) – 1911 (1)

Most Consecutive Shutouts (Road)

3, 1908-10

Pitt 13 – St. Louis 0, 1908

Pitt 0 – WVU 0, 1909

Pitt 18 – Westminster 0, 1910

1920-21

Pitt 47 – Geneva 0, 1920

Pitt 28 – Geneva 0, 1921

Pitt 28 – Penn 0, 1921

1929-30

Pitt 40 – Allegheny 0, 1929

Pitt 52 – Waynesburg 0, 1930

Pitt 14 – Syracuse 0, 1930

1932-33

Pitt 0 – Nebraska 0, 1932

Pitt 21 – WVU 0, 1933

Pitt 37 – Centre 0, 1933

University of Pittsburgh Panthers
 PITT Overall Team Statistics (as of Oct 01, 2007)
 All games

| TEAM STATISTICS | PITT | OPP |
|------------------------------|------------|-----------|
| SCORING..... | 102 | 108 |
| Points Per Game..... | 20.4 | 21.6 |
| FIRST DOWNS..... | 81 | 84 |
| Rushing..... | 28 | 37 |
| Passing..... | 43 | 36 |
| Penalty..... | 10 | 11 |
| RUSHING YARDAGE..... | 635 | 555 |
| Yards gained rushing..... | 808 | 686 |
| Yards lost rushing..... | 173 | 131 |
| Rushing Attempts..... | 172 | 193 |
| Average Per Rush..... | 3.7 | 2.9 |
| Average Per Game..... | 127.0 | 111.0 |
| TDs Rushing..... | 8 | 7 |
| PASSING YARDAGE..... | 940 | 787 |
| Att-Comp-Int..... | 149-89-9 | 153-77-4 |
| Average Per Pass..... | 6.3 | 5.1 |
| Average Per Catch..... | 10.6 | 10.2 |
| Average Per Game..... | 188.0 | 157.4 |
| TDs Passing..... | 4 | 4 |
| TOTAL OFFENSE..... | 1575 | 1342 |
| Total Plays..... | 321 | 346 |
| Average Per Play..... | 4.9 | 3.9 |
| Average Per Game..... | 315.0 | 268.4 |
| KICK RETURNS: #-YARDS..... | 20-466 | 21-441 |
| PUNT RETURNS: #-YARDS..... | 12-102 | 11-150 |
| INT RETURNS: #-YARDS..... | 4-19 | 9-143 |
| KICK RETURN AVERAGE..... | 23.3 | 21.0 |
| PUNT RETURN AVERAGE..... | 8.5 | 13.6 |
| INT RETURN AVERAGE..... | 4.8 | 15.9 |
| FUMBLES-LOST..... | 10-5 | 3-2 |
| PENALTIES-YARDS..... | 43-360 | 37-342 |
| Average Per Game..... | 72.0 | 68.4 |
| PUNTS-YARDS..... | 28-1164 | 30-1166 |
| Average Per Punt..... | 41.6 | 38.9 |
| Net punt average..... | 34.8 | 32.1 |
| TIME OF POSSESSION/GAME..... | 29:46 | 30:14 |
| 3RD-DOWN CONVERSIONS..... | 21/72 | 30/79 |
| 3rd-Down Pct..... | 29% | 38% |
| 4TH-DOWN CONVERSIONS..... | 5/8 | 3/9 |
| 4th-Down Pct..... | 62% | 33% |
| SACKS BY-YARDS..... | 13-92 | 13-81 |
| MISC YARDS..... | 11 | 0 |
| TOUCHDOWNS SCORED..... | 12 | 13 |
| FIELD GOALS-ATTEMPTS..... | 6-7 | 6-8 |
| ON-SIDE KICKS..... | 1-2 | 0-0 |
| RED-ZONE SCORES..... | 14-15 93% | 15-21 71% |
| RED-ZONE TOUCHDOWNS..... | 9-15 60% | 10-21 48% |
| PAT-ATTEMPTS..... | 12-12 100% | 12-13 92% |
| ATTENDANCE..... | 107180 | 129508 |
| Games/Avg Per Game..... | 3/35727 | 2/64754 |
| Neutral Site Games..... | | 0/0 |

| SCORE BY QUARTERS | 1st | 2nd | 3rd | 4th | Total |
|-------------------|-----|-----|-----|-----|-------|
| PITT..... | 28 | 38 | 13 | 23 | 102 |
| Opponents..... | 47 | 37 | 0 | 24 | 108 |

University of Pittsburgh Panthers
PITT Overall Individual Statistics (as of Oct 01, 2007)
 All games

| RUSHING | GP | Att | Gain | Loss | Net | Avg | TD | Long | Avg/G |
|----------------------|----|-----|------|------|-----|------|----|------|-------|
| McCoy, LeSean | 5 | 84 | 519 | 16 | 503 | 6.0 | 6 | 64 | 100.6 |
| STEPHENS-HOWLING, L. | 4 | 35 | 139 | 12 | 127 | 3.6 | 0 | 30 | 31.8 |
| PORTER, T.J. | 5 | 5 | 40 | 2 | 38 | 7.6 | 0 | 31 | 7.6 |
| COLLINS, Conredge | 5 | 12 | 31 | 0 | 31 | 2.6 | 0 | 6 | 6.2 |
| BROOKS, Shane | 5 | 7 | 27 | 2 | 25 | 3.6 | 2 | 12 | 5.0 |
| PESTANO, Marcel | 5 | 2 | 6 | 0 | 6 | 3.0 | 0 | 3 | 1.2 |
| TEAM | 2 | 2 | 0 | 7 | -7 | -3.5 | 0 | 0 | -3.5 |
| WILLIAMS, Maurice | 4 | 2 | 8 | 15 | -7 | -3.5 | 0 | 8 | -1.8 |
| STULL, Bill | 1 | 3 | 4 | 13 | -9 | -3.0 | 0 | 4 | -9.0 |
| BOSTICK, Pat | 3 | 5 | 0 | 34 | -34 | -6.8 | 0 | 0 | -11.3 |
| SMITH, Kevan | 4 | 15 | 34 | 72 | -38 | -2.5 | 0 | 18 | -9.5 |
| Total..... | 5 | 172 | 808 | 173 | 635 | 3.7 | 8 | 64 | 127.0 |
| Opponents..... | 5 | 193 | 686 | 131 | 555 | 2.9 | 7 | 25 | 111.0 |

| PASSING | GP | Effic | Cmp-Att-Int | Pct | Yds | TD | Lng | Avg/G |
|----------------|----|--------|-------------|-------|-----|----|-----|-------|
| BOSTICK, Pat | 3 | 104.28 | 45-73-5 | 61.6 | 411 | 2 | 42 | 137.0 |
| SMITH, Kevan | 4 | 98.78 | 29-53-4 | 54.7 | 334 | 1 | 61 | 83.5 |
| STULL, Bill | 1 | 160.84 | 14-20-0 | 70.0 | 177 | 1 | 41 | 177.0 |
| TEAM | 2 | 0.00 | 0-2-0 | 0.0 | 0 | 0 | 0 | 0.0 |
| McCoy, LeSean | 5 | 251.20 | 1-1-0 | 100.0 | 18 | 0 | 18 | 3.6 |
| Total..... | 5 | 109.50 | 89-149-9 | 59.7 | 940 | 4 | 61 | 188.0 |
| Opponents..... | 5 | 96.93 | 77-153-4 | 50.3 | 787 | 4 | 32 | 157.4 |

| RECEIVING | GP | No. | Yds | Avg | TD | Long | Avg/G |
|----------------------|----|-----|-----|------|----|------|-------|
| STRONG, Darrell | 5 | 14 | 180 | 12.9 | 0 | 22 | 36.0 |
| McCoy, LeSean | 5 | 14 | 44 | 3.1 | 0 | 17 | 8.8 |
| TURNER, Oderick | 5 | 13 | 229 | 17.6 | 3 | 61 | 45.8 |
| PESTANO, Marcel | 5 | 12 | 156 | 13.0 | 0 | 41 | 31.2 |
| PORTER, T.J. | 5 | 10 | 85 | 8.5 | 0 | 20 | 17.0 |
| BYHAM, Nate | 5 | 8 | 139 | 17.4 | 1 | 50 | 27.8 |
| STEPHENS-HOWLING, L. | 4 | 7 | 58 | 8.3 | 0 | 19 | 14.5 |
| PELUSI, John | 4 | 3 | 20 | 6.7 | 0 | 8 | 5.0 |
| COLLINS, Conredge | 5 | 2 | 9 | 4.5 | 0 | 6 | 1.8 |
| McGEE, Cedric | 5 | 2 | 8 | 4.0 | 0 | 5 | 1.6 |
| BROOKS, Shane | 5 | 2 | 5 | 2.5 | 0 | 3 | 1.0 |
| WILLIAMS, Maurice | 4 | 1 | 13 | 13.0 | 0 | 13 | 3.2 |
| THOMAS, Joe | 5 | 1 | -6 | -6.0 | 0 | 0 | -1.2 |
| Total..... | 5 | 89 | 940 | 10.6 | 4 | 61 | 188.0 |
| Opponents..... | 5 | 77 | 787 | 10.2 | 4 | 32 | 157.4 |

| PUNT RETURNS | No. | Yds | Avg | TD | Long |
|----------------|-----|-----|------|----|------|
| BERRY, Aaron | 10 | 65 | 6.5 | 0 | 16 |
| PORTER, T.J. | 1 | 22 | 22.0 | 0 | 22 |
| KAISER, Brian | 1 | 15 | 15.0 | 0 | 0 |
| Total..... | 12 | 102 | 8.5 | 0 | 22 |
| Opponents..... | 11 | 150 | 13.6 | 0 | 45 |

| INTERCEPTIONS | No. | Yds | Avg | TD | Long |
|------------------|-----|-----|------|----|------|
| ROBINSON, Lowell | 1 | 0 | 0.0 | 0 | 0 |
| PHILLIPS, Mike | 1 | 17 | 17.0 | 0 | 17 |
| THATCHER, Eric | 1 | 0 | 0.0 | 0 | 0 |
| GARY, Ricky | 1 | 2 | 2.0 | 0 | 2 |
| Total..... | 4 | 19 | 4.8 | 0 | 17 |
| Opponents..... | 9 | 143 | 15.9 | 2 | 51 |

| KICK RETURNS | No. | Yds | Avg | TD | Long |
|------------------|-----|-----|------|----|------|
| ROBINSON, Lowell | 14 | 359 | 25.6 | 0 | 38 |
| PORTER, T.J. | 5 | 94 | 18.8 | 0 | 30 |
| DICKERSON, Dorin | 1 | 13 | 13.0 | 0 | 13 |
| Total..... | 20 | 466 | 23.3 | 0 | 38 |
| Opponents..... | 21 | 441 | 21.0 | 0 | 42 |

| FUMBLE RETURNS | No. | Yds | Avg | TD | Long |
|----------------|-----|-----|-----|----|------|
| Total..... | 0 | 0 | 0.0 | 0 | 0 |
| Opponents..... | 0 | 0 | 0.0 | 0 | 0 |

University of Pittsburgh Panthers
PITT Overall Individual Statistics (as of Oct 01, 2007)
All games

| SCORING | ----- PATs ----- | | | | | | | | | TOTAL OFFENSE | G | Plays | Rush | Pass | Total | Avg/G |
|----------------|------------------|-----|-------|------|-----|------|-----|-----|--------|----------------------|---|-------|------|------|-------|-------|
| | TD | FGs | Kick | Rush | Rcv | Pass | DXP | Saf | Points | | | | | | | |
| McCOY,LeSean | 6 | 0-0 | 0-0 | 0-0 | 0 | 0-0 | 0 | 0 | 36 | McCOY,LeSean | 5 | 85 | 503 | 18 | 521 | 104.2 |
| LEE,Conor | 0 | 6-7 | 12-12 | 0-0 | 0 | 0-0 | 0 | 0 | 30 | BOSTICK,Pat | 3 | 78 | -34 | 411 | 377 | 125.7 |
| TURNER,Oderick | 3 | 0-0 | 0-0 | 0-0 | 0 | 0-0 | 0 | 0 | 18 | SMITH,Kevan | 4 | 68 | -38 | 334 | 296 | 74.0 |
| BROOKS,Shane | 2 | 0-0 | 0-0 | 0-0 | 0 | 0-0 | 0 | 0 | 12 | STULL,Bill | 1 | 23 | -9 | 177 | 168 | 168.0 |
| BYHAM,Nate | 1 | 0-0 | 0-0 | 0-0 | 0 | 0-0 | 0 | 0 | 6 | STEPHENS-HOWLING, L. | 4 | 35 | 127 | 0 | 127 | 31.8 |
| Total..... | 12 | 6-7 | 12-12 | 0-0 | 0 | 0-0 | 0 | 0 | 102 | PORTER,T.J. | 5 | 5 | 38 | 0 | 38 | 7.6 |
| Opponents..... | 13 | 6-8 | 12-13 | 0-0 | 0 | 0-0 | 0 | 0 | 108 | COLLINS,Conredge | 5 | 12 | 31 | 0 | 31 | 6.2 |
| | | | | | | | | | | BROOKS,Shane | 5 | 7 | 25 | 0 | 25 | 5.0 |
| | | | | | | | | | | PESTANO,Marcel | 5 | 2 | 6 | 0 | 6 | 1.2 |
| | | | | | | | | | | TEAM | 2 | 4 | -7 | 0 | -7 | -3.5 |
| | | | | | | | | | | WILLIAMS,Maurice | 4 | 2 | -7 | 0 | -7 | -1.8 |
| | | | | | | | | | | Total..... | 5 | 321 | 635 | 940 | 1575 | 315.0 |
| | | | | | | | | | | Opponents..... | 5 | 346 | 555 | 787 | 1342 | 268.4 |

| FIELD GOALS | FGM-FGA | Pct | 01-19 | 20-29 | 30-39 | 40-49 | 50-99 | Lg | Blk |
|-------------|---------|------|-------|-------|-------|-------|-------|----|-----|
| LEE,Conor | 6-7 | 85.7 | 0-0 | 4-4 | 1-1 | 1-2 | 0-0 | 41 | 0 |

| FG SEQUENCE | PITT | OPPONENTS |
|------------------|--------------|-----------|
| Eastern Michigan | 42,(28),(35) | (27),40 |
| Grambling State | (20),(27) | (35) |
| Michigan State | (41),(29) | 41,(23) |
| Connecticut | - | (26),(39) |
| Virginia | - | (23) |
| Navy | - | - |
| Cincinnati | - | - |
| Louisville | - | - |
| Syracuse | - | - |
| Rutgers | - | - |
| South Florida | - | - |
| West Virginia | - | - |

| PUNTING | No. | Yds | Avg | Long | TB | FC | I20 | Blkd |
|----------------|-----|------|------|------|----|----|-----|------|
| BRYTUS,Dave | 28 | 1164 | 41.6 | 64 | 2 | 8 | 7 | 0 |
| Total..... | 28 | 1164 | 41.6 | 64 | 2 | 8 | 7 | 0 |
| Opponents..... | 30 | 1166 | 38.9 | 57 | 5 | 3 | 10 | 1 |

| KICKOFFS | No. | Yds | Avg | TB | OB | Retn | Net | YdLn |
|----------------|-----|------|------|----|----|------|------|------|
| BRYTUS,Dave | 19 | 1146 | 60.3 | 0 | 0 | | | |
| LEE,Conor | 2 | 89 | 44.5 | 0 | 0 | | | |
| Total..... | 21 | 1235 | 58.8 | 0 | 0 | 441 | 37.8 | 27 |
| Opponents..... | 23 | 1444 | 62.8 | 2 | 1 | 466 | 40.8 | 24 |

Numbers in (parentheses) indicate field goal was made.

University of Pittsburgh Panthers
PITT Overall Individual Statistics (as of Oct 01, 2007)
All games

| ALL PURPOSE | G | Rush | Rec | PR | KOR | IR | Tot | Avg/G |
|----------------------|---|------|-----|-----|-----|-----|------|-------|
| McCOY, LeSean | 5 | 503 | 44 | 0 | 0 | 0 | 547 | 109.4 |
| ROBINSON, Lowell | 5 | 0 | 0 | 0 | 359 | 0 | 359 | 71.8 |
| PORTER, T.J. | 5 | 38 | 85 | 22 | 94 | 0 | 239 | 47.8 |
| TURNER, Oderick | 5 | 0 | 229 | 0 | 0 | 0 | 229 | 45.8 |
| STEPHENS-HOWLING, L. | 4 | 127 | 58 | 0 | 0 | 0 | 185 | 46.2 |
| STRONG, Darrell | 5 | 0 | 180 | 0 | 0 | 0 | 180 | 36.0 |
| PESTANO, Marcel | 5 | 6 | 156 | 0 | 0 | 0 | 162 | 32.4 |
| BYHAM, Nate | 5 | 0 | 139 | 0 | 0 | 0 | 139 | 27.8 |
| BERRY, Aaron | 5 | 0 | 0 | 65 | 0 | 0 | 65 | 13.0 |
| COLLINS, Conredge | 5 | 31 | 9 | 0 | 0 | 0 | 40 | 8.0 |
| BROOKS, Shane | 5 | 25 | 5 | 0 | 0 | 0 | 30 | 6.0 |
| PELUSI, John | 4 | 0 | 20 | 0 | 0 | 0 | 20 | 5.0 |
| PHILLIPS, Mike | 5 | 0 | 0 | 0 | 0 | 17 | 17 | 3.4 |
| KAISER, Brian | 5 | 0 | 0 | 15 | 0 | 0 | 15 | 3.0 |
| DICKERSON, Dorin | 5 | 0 | 0 | 0 | 13 | 0 | 13 | 2.6 |
| McGEE, Cedric | 5 | 0 | 8 | 0 | 0 | 0 | 8 | 1.6 |
| WILLIAMS, Maurice | 4 | -7 | 13 | 0 | 0 | 0 | 6 | 1.5 |
| GARY, Ricky | 5 | 0 | 0 | 0 | 0 | 2 | 2 | 0.4 |
| THOMAS, Joe | 5 | 0 | -6 | 0 | 0 | 0 | -6 | -1.2 |
| TEAM | 2 | -7 | 0 | 0 | 0 | 0 | -7 | -3.5 |
| STULL, Bill | 1 | -9 | 0 | 0 | 0 | 0 | -9 | -9.0 |
| BOSTICK, Pat | 3 | -34 | 0 | 0 | 0 | 0 | -34 | -11.3 |
| SMITH, Kevan | 4 | -38 | 0 | 0 | 0 | 0 | -38 | -9.5 |
| Total..... | 5 | 635 | 940 | 102 | 466 | 19 | 2162 | 432.4 |
| Opponents..... | 5 | 555 | 787 | 150 | 441 | 143 | 2076 | 415.2 |

University of Pittsburgh Panthers
PITT Overall Defensive Statistics (as of Oct 01, 2007)
All games

| DEFENSIVE LEADERS | -----Tackles----- | | | | -Sacks- | | ---Pass Def--- | | | -Fumbles- | | Blkd | |
|-------------------------|-------------------|------|-----|-------|---------|--------|----------------|------|-----|-----------|----|------|-----|
| | GP | Solo | Ast | Total | TFL/Yds | No-Yds | Int-Yds | BrUp | QBH | Rcv-Yds | FF | Kick | Saf |
| 40 McKILLOP, Scott | 5 | 32 | 25 | 57 | 1.5-7 | 1.0-6 | . | 5 | . | . | . | . | . |
| 10 PHILLIPS, Mike | 5 | 8 | 19 | 27 | . | . | 1-17 | 2 | . | . | . | . | . |
| 15 MURRAY, Shane | 5 | 14 | 11 | 25 | . | . | . | . | 1 | . | . | . | . |
| 8 GUNN, Adam | 5 | 11 | 11 | 22 | 0.5-1 | . | . | 1 | 2 | . | . | . | . |
| 91 ROMEUS, Greg | 5 | 13 | 8 | 21 | 7.0-18 | 1.0-4 | . | 1 | 1 | . | . | . | . |
| 28 THATCHER, Eric | 5 | 12 | 8 | 20 | . | . | 1-0 | 1 | 1 | . | . | . | . |
| 41 McKILLOP, Chris | 5 | 11 | 7 | 18 | 3.5-17 | 1.0-13 | . | . | 3 | . | . | . | . |
| 58 CLERMOND, Joe | 5 | 6 | 11 | 17 | 5.0-24 | 3.0-20 | . | . | 6 | . | . | 1 | . |
| 50 DUNCAN, Rashaad | 5 | 11 | 6 | 17 | 4.0-17 | 2.0-11 | . | 1 | 1 | . | . | . | . |
| 5 COX, Kennard | 5 | 9 | 5 | 14 | . | . | . | 3 | . | . | . | . | . |
| 2 DICKERSON, Dorin | 5 | 5 | 7 | 12 | 0.5-1 | . | . | 1 | 1 | . | . | . | . |
| 93 MUSTAKAS, Gus | 2 | 4 | 7 | 11 | 2.0-5 | . | . | . | . | . | . | . | . |
| 51 DUHART, Tommie | 5 | 6 | 4 | 10 | 1.0-1 | . | . | . | 3 | . | . | 1 | . |
| 24 BRADY, Jemeel | 5 | 8 | 2 | 10 | 1.0-1 | . | . | . | . | . | . | . | . |
| 7 CHAPPEL, Jovani | 5 | 6 | 4 | 10 | . | . | . | . | . | . | . | . | . |
| 74 MALECKI, John | 5 | 4 | 3 | 7 | 2.0-17 | 2.0-17 | . | 1 | . | . | 1 | . | . |
| 45 TKACH, Tyler | 5 | 6 | 1 | 7 | 2.5-11 | 1.0-9 | . | . | . | 1-0 | . | . | . |
| 86 RANSOM, Austin | 5 | 3 | 3 | 6 | . | . | . | . | . | . | . | . | . |
| 95 WILLIAMS, Ernest | 5 | 4 | 2 | 6 | 2.5-14 | 1.0-8 | . | . | 1 | . | . | . | . |
| 26 GARY, Ricky | 5 | 4 | . | 4 | . | . | 1-2 | . | . | . | . | . | . |
| 17 BERRY, Aaron | 5 | 2 | 2 | 4 | 1.0-4 | 1.0-4 | . | . | . | . | . | . | . |
| 31 DeCICCO, Dom | 5 | 1 | 2 | 3 | . | . | . | . | . | . | . | . | . |
| TM TEAM | 2 | 2 | . | 2 | . | . | . | . | . | . | . | . | . |
| 30 COLLINS, Conredge | 5 | 2 | . | 2 | . | . | . | . | . | . | . | . | . |
| 23 ROBINSON, Lowell | 5 | 1 | 1 | 2 | . | . | 1-0 | . | . | . | . | . | . |
| 44 NIX, Nate | 3 | 1 | 1 | 2 | . | . | . | . | . | . | . | . | . |
| 6 DELL, Steve | 4 | 1 | 1 | 2 | . | . | . | . | . | . | . | . | . |
| 80 BYHAM, Nate | 5 | 1 | . | 1 | . | . | . | . | . | . | . | . | . |
| 36 TOERPER, Michael | 5 | 1 | . | 1 | . | . | . | . | . | . | . | . | . |
| 52 LOHEYDE, Dan | 5 | 1 | . | 1 | . | . | . | 1 | . | . | . | . | . |
| 88 TURNER, Oderick | 5 | 1 | . | 1 | . | . | . | . | . | . | . | . | . |
| 57 BOKOR, Craig | 3 | 1 | . | 1 | . | . | . | . | . | . | . | . | . |
| 25 McCOY, LeSean | 5 | 1 | . | 1 | . | . | . | . | . | . | . | . | . |
| 34 STEPHENS-HOWLING, L. | 4 | 1 | . | 1 | . | . | . | . | . | . | . | . | . |
| 59 ESTERMYER, Mark | 5 | 1 | . | 1 | . | . | . | . | . | . | . | . | . |
| 1 McGEE, Cedric | 5 | . | 1 | 1 | . | . | . | . | . | . | . | . | . |
| 97 SHEARD, Jabaal | 5 | 1 | . | 1 | . | . | . | 1 | 1 | . | . | . | . |
| 62 BACHMAN, John | 5 | 1 | . | 1 | . | . | . | . | . | . | . | . | . |
| 1C KAISER, Brian | 5 | . | . | . | . | . | . | . | . | . | . | 1 | . |
| Total..... | 5 | 197 | 152 | 349 | 34-138 | 13-92 | 4-19 | 18 | 21 | 1-0 | 1 | 3 | . |
| Opponents..... | 5 | 188 | 137 | 325 | 34-140 | 13-81 | 9-143 | 13 | 6 | 5-0 | 7 | . | . |

University of Pittsburgh Panthers
PITT Game Results (as of Oct 01, 2007)
All games

| Date | Opponent | Score | Overall Record | Conference Record | Time | Attend |
|------------|-------------------|---------|----------------|-------------------|------|--------|
| ---- | ----- | ----- | ----- | ----- | ---- | ----- |
| 09/01/07 | EASTERN MICHIGAN | W 27-3 | 1- 0- 0 | 0- 0- 0 | 2:48 | 36183 |
| 09/08/07 | GRAMBLING STATE | W 34-10 | 2- 0- 0 | 0- 0- 0 | 3:05 | 30852 |
| 09/08/07 | at Michigan State | 13-17 L | 2- 1- 0 | 0- 0- 0 | 3:23 | 68620 |
| * 09/22/07 | CONNECTICUT | 14-34 L | 2- 2- 0 | 0- 1- 0 | 3:14 | 40145 |
| 09/29/07 | at Virginia | 14-44 L | 2- 3- 0 | 0- 1- 0 | 3:06 | 60888 |
| 10/10/07 | NAVY | 8:00 PM | | | | |
| * 10/20/07 | CINCINNATI | TBA | | | | |
| * 10/27/07 | at Louisville | TBA | | | | |
| * 11/03/07 | SYRACUSE | TBA | | | | |
| * 11/17/07 | at Rutgers | TBA | | | | |
| * 11/24/07 | SOUTH FLORIDA | TBA | | | | |
| * 12/01/07 | at West Virginia | TBA | | | | |

* indicates conference game

University of Pittsburgh Panthers
 PITT Team Game-by-Game (as of Oct 01, 2007)
 All games

TEAM STATISTICS

| Date | Opponent | ---RUSHING--- | | | | --RECEIVING-- | | | | -----PASSING----- | | | | --KICK RET-- | | | | --PUNT RET-- | | | | tot off | | |
|---------------|------------------------|---------------|-----|----|----|---------------|-----|----|----|-------------------|-----|-----|-----|--------------|----|----|-----|--------------|----|----|-----|------------|----|------|
| | | No. | Yds | TD | Lg | No. | Yds | TD | Lg | Cmp | Att | Int | Yds | TD | Lg | No | Yds | TD | Lg | No | Yds | | TD | Lg |
| 09/01/07 | EASTERN MICHIGAN..... | 42 | 130 | 2 | 30 | 16 | 195 | 1 | 41 | 16 | 24 | 0 | 195 | 1 | 41 | 1 | 15 | 0 | 15 | 2 | 30 | 0 | 22 | 325 |
| 09/08/07 | GRAMBLING STATE..... | 35 | 119 | 3 | 25 | 15 | 202 | 1 | 61 | 15 | 23 | 2 | 202 | 1 | 61 | 3 | 81 | 0 | 38 | 2 | 23 | 0 | 8 | 321 |
| 09/08/07 | at Michigan State..... | 38 | 207 | 1 | 64 | 9 | 85 | 0 | 26 | 9 | 20 | 2 | 85 | 0 | 26 | 4 | 95 | 0 | 30 | 4 | 34 | 0 | 13 | 292 |
| 09/22/07 | CONNECTICUT..... | 23 | 72 | 1 | 24 | 31 | 277 | 1 | 30 | 31 | 51 | 4 | 277 | 1 | 30 | 5 | 128 | 0 | 35 | 2 | 18 | 0 | 16 | 349 |
| 09/29/07 | at Virginia..... | 34 | 107 | 1 | 15 | 18 | 181 | 1 | 42 | 18 | 31 | 1 | 181 | 1 | 42 | 7 | 147 | 0 | 30 | 2 | -3 | 0 | 0 | 288 |
| Totals..... | | 172 | 635 | 8 | 64 | 89 | 940 | 4 | 61 | 89 | 149 | 9 | 940 | 4 | 61 | 20 | 466 | 0 | 38 | 12 | 102 | 0 | 22 | 1575 |
| Opponent..... | | 193 | 555 | 7 | 25 | 77 | 787 | 4 | 32 | 77 | 153 | 4 | 787 | 4 | 32 | 21 | 441 | 0 | 42 | 11 | 150 | 0 | 45 | 1342 |

Games played: 5
 Avg per rush: 3.7
 Avg per catch: 10.6
 Pass efficiency: 109.50
 Kick ret avg: 23.3
 Punt ret avg: 8.5
 All purpose avg/game: 432.4
 Total offense avg/gm: 315.0

| Date | Opponent | -----TACKLES----- | | | -SACKS- | | -FUMBLE- | | | Pass Blkd | | -Kicks--XPTS- | | | | | Pts | | | | | |
|---------------|------------------------|-------------------|-----|-------|---------|-------|----------|------|----|-----------|-----|---------------|-----|-----|-----|-------|-----|-----|-----|-----|-----|-----|
| | | Solo | Ast | Total | TFL | Yds | No | Yds | FF | FR | Yds | Int | Yds | QBH | Brk | Kick | | Att | Mad | Run | Rcv | Saf |
| 09/01/07 | EASTERN MICHIGAN..... | 32 | 20 | 52 | 7 | 0-19 | 2 | 0-7 | 0 | 0-0 | 1 | 2 | 5 | 4 | 0 | 3-3 | 0 | 0 | 0 | 0 | 0 | 27 |
| 09/08/07 | GRAMBLING STATE..... | 35 | 30 | 65 | 7 | 0-25 | 2 | 0-14 | 1 | 0-0 | 3 | 17 | 8 | 3 | 1 | 4-4 | 0 | 0 | 0 | 0 | 0 | 34 |
| 09/08/07 | at Michigan State..... | 39 | 58 | 97 | 9 | 0-45 | 6 | 0-40 | 0 | 0-0 | 0 | 0 | 0 | 3 | 1 | 1-1 | 0 | 0 | 0 | 0 | 0 | 13 |
| 09/22/07 | CONNECTICUT..... | 49 | 16 | 65 | 6 | 0-35 | 3 | 0-31 | 0 | 0-0 | 0 | 0 | 8 | 4 | 0 | 2-2 | 0 | 0 | 0 | 0 | 0 | 14 |
| 09/29/07 | at Virginia..... | 42 | 28 | 70 | 5 | 0-14 | 0 | 0-0 | 0 | 1-0 | 0 | 0 | 0 | 4 | 1 | 2-2 | 0 | 0 | 0 | 0 | 0 | 14 |
| Totals..... | | 197 | 152 | 349 | 34 | 0-138 | 13 | 0-92 | 1 | 1-0 | 4 | 19 | 21 | 18 | 3 | 12-12 | 0 | 0 | 0 | 0 | 0 | 102 |
| Opponent..... | | 188 | 137 | 325 | 34 | 0-140 | 13 | 0-81 | 7 | 5-0 | 9 | 143 | 6 | 13 | 0 | 13-12 | 0 | 0 | 0 | 0 | 0 | 108 |

| Date | Opponent | -----PUNTING----- | | | | | | | --FIELD GOALS-- | | | | -----KICKOFFS----- | | | | | |
|---------------|------------------------|-------------------|------|------|------|------|----|----|-----------------|-----|-----|------|--------------------|------|------|------|-----|----|
| | | No | Yds | Avg | Long | Blkd | TB | FC | 50+ | I20 | Att | Made | Lg | Blkd | No | Yds | Avg | TB |
| 09/01/07 | EASTERN MICHIGAN..... | 5 | 227 | 45.4 | 56 | 0 | 2 | 2 | 1 | 1 | 3-2 | 35 | 0 | 6 | 353 | 58.8 | 0 | 0 |
| 09/08/07 | GRAMBLING STATE..... | 4 | 144 | 36.0 | 42 | 0 | 0 | 2 | 0 | 1 | 2-2 | 27 | 0 | 7 | 407 | 58.1 | 0 | 0 |
| 09/08/07 | at Michigan State..... | 5 | 199 | 39.8 | 45 | 0 | 0 | 2 | 0 | 2 | 2-2 | 41 | 0 | 4 | 256 | 64.0 | 0 | 0 |
| 09/22/07 | CONNECTICUT..... | 7 | 280 | 40.0 | 52 | 0 | 0 | 1 | 1 | 2 | 0-0 | 0 | 0 | 2 | 105 | 52.5 | 0 | 0 |
| 09/29/07 | at Virginia..... | 7 | 314 | 44.9 | 64 | 0 | 0 | 1 | 2 | 1 | 0-0 | 0 | 0 | 2 | 114 | 57.0 | 0 | 0 |
| Totals..... | | 28 | 1164 | 41.6 | 64 | 0 | 2 | 8 | 4 | 7 | 7-6 | 41 | 0 | 21 | 1235 | 58.8 | 0 | 0 |
| Opponent..... | | 30 | 1166 | 38.9 | 57 | 1 | 5 | 3 | 4 | 10 | 8-6 | 39 | 1 | 23 | 1444 | 62.8 | 2 | 1 |

University of Pittsburgh Panthers
PITT Opponent Game-by-Game (as of Oct 01, 2007)
 All games

OPPONENT STATISTICS

| Date | Opponent | ---RUSHING--- | | | | --RECEIVING-- | | | | -----PASSING----- | | | | | --KICK RET-- | | | | --PUNT RET-- | | | | tot off | |
|----------------------|------------------------|---------------|-----|----|----|---------------|-----|----|----|-------------------|-----|-----|-----|----|--------------|----|-----|----|--------------|----|-----|----|------------|------|
| | | No. | Yds | TD | Lg | No. | Yds | TD | Lg | Cmp | Att | Int | Yds | TD | Lg | No | Yds | TD | Lg | No | Yds | TD | | Lg |
| 09/01/07 | EASTERN MICHIGAN..... | 23 | 39 | 0 | 9 | 16 | 106 | 0 | 15 | 16 | 29 | 1 | 106 | 0 | 15 | 6 | 112 | 0 | 42 | 1 | 16 | 0 | 16 | 145 |
| 09/08/07 | GRAMBLING STATE..... | 31 | 84 | 0 | 14 | 19 | 155 | 1 | 29 | 19 | 40 | 3 | 155 | 1 | 29 | 6 | 144 | 0 | 34 | 1 | 1 | 0 | 1 | 239 |
| 09/08/07 | at Michigan State..... | 51 | 144 | 1 | 25 | 14 | 183 | 0 | 32 | 14 | 28 | 0 | 183 | 0 | 32 | 4 | 118 | 0 | 37 | 2 | 25 | 0 | 14 | 327 |
| 09/22/07 | CONNECTICUT..... | 46 | 115 | 3 | 11 | 12 | 174 | 0 | 29 | 12 | 25 | 0 | 174 | 0 | 29 | 3 | 24 | 0 | 13 | 3 | 22 | 0 | 8 | 289 |
| 09/29/07 | at Virginia..... | 42 | 173 | 3 | 20 | 16 | 169 | 3 | 20 | 16 | 31 | 0 | 169 | 3 | 20 | 2 | 43 | 0 | 32 | 4 | 86 | 0 | 45 | 342 |
| Opponent totals..... | | 193 | 555 | 7 | 25 | 77 | 787 | 4 | 32 | 77 | 153 | 4 | 787 | 4 | 32 | 21 | 441 | 0 | 42 | 11 | 150 | 0 | 45 | 1342 |
| PITT..... | | 172 | 635 | 8 | 64 | 89 | 940 | 4 | 61 | 89 | 149 | 9 | 940 | 4 | 61 | 20 | 466 | 0 | 38 | 12 | 102 | 0 | 22 | 1575 |

Games played: 5
 Avg per rush: 2.9
 Avg per catch: 10.2
 Pass efficiency: 96.93
 Kick ret avg: 21.0
 Punt ret avg: 13.6
 All purpose avg/game: 415.2
 Total offense avg/gm: 268.4

| Date | Opponent | -----TACKLES----- | | | -SACKS- | | -FUMBLE- | | | Pass Blkd | | -Kicks--XPTS- | | | | | Pts | | | | | | |
|----------------------|------------------------|-------------------|-----|-------|---------|-----|----------|-----|----|-----------|-----|---------------|-----|-----|-----|------|-----|-----|-----|-----|-----|-----|-----|
| | | Solo | Ast | Total | TFL | Yds | No | Yds | FF | FR | Yds | Int | Yds | QBH | Brk | Kick | | Att | Mad | Run | Rcv | Saf | |
| 09/01/07 | EASTERN MICHIGAN..... | 42 | 19 | 61 | 8.0 | 24 | 1.0 | 7 | 1 | 0 | 0 | 0 | 2 | 0 | 0 | 0 | 0 | 0 | 0 | 0 | 0 | 0 | 3 |
| 09/08/07 | GRAMBLING STATE..... | 36 | 26 | 62 | 5.0 | 25 | 1.0 | 4 | 1 | 1 | 0 | 2 | 13 | 0 | 1 | 0 | 1 | 1 | 0 | 0 | 0 | 0 | 10 |
| 09/08/07 | at Michigan State..... | 29 | 40 | 69 | 9.0 | 44 | 5.0 | 33 | 2 | 1 | 0 | 2 | 45 | 1 | 1 | 0 | 2 | 2 | 0 | 0 | 0 | 0 | 17 |
| 09/22/07 | CONNECTICUT..... | 40 | 24 | 64 | 7.0 | 25 | 3.0 | 17 | 2 | 2 | 0 | 4 | 82 | 5 | 6 | 0 | 4 | 4 | 0 | 0 | 0 | 0 | 34 |
| 09/29/07 | at Virginia..... | 41 | 28 | 69 | 5.0 | 22 | 3.0 | 20 | 1 | 1 | 0 | 1 | 3 | 0 | 3 | 0 | 6 | 5 | 0 | 0 | 0 | 0 | 44 |
| Opponent totals..... | | 188 | 137 | 325 | 34.0 | 140 | 13.0 | 81 | 7 | 5 | 0 | 9 | 143 | 6 | 13 | 0 | 13 | 12 | 0 | 0 | 0 | 0 | 108 |
| PITT..... | | 197 | 152 | 349 | 34.0 | 138 | 13.0 | 92 | 1 | 1 | 0 | 4 | 19 | 21 | 18 | 3 | 12 | 12 | 0 | 0 | 0 | 0 | 102 |

| Date | Opponent | -----PUNTING----- | | | | | | | --FIELD GOALS-- | | | | -----KICKOFFS----- | | | | | | |
|----------------------|------------------------|-------------------|------|------|------|------|----|----|-----------------|-----|-----|------|--------------------|------|----|------|------|----|----|
| | | No | Yds | Avg | Long | Blkd | TB | FC | 50+ | I20 | Att | Made | Lg | Blkd | No | Yds | Avg | TB | OB |
| 09/01/07 | EASTERN MICHIGAN..... | 7 | 323 | 46.1 | 57 | 0 | 1 | 1 | 2 | 3 | 2 | 1 | 27 | 0 | 2 | 80 | 40.0 | 0 | 1 |
| 09/08/07 | GRAMBLING STATE..... | 5 | 162 | 32.4 | 48 | 1 | 1 | 0 | 0 | 1 | 1 | 1 | 35 | 0 | 3 | 168 | 56.0 | 0 | 0 |
| 09/08/07 | at Michigan State..... | 6 | 236 | 39.3 | 52 | 0 | 1 | 0 | 1 | 1 | 2 | 1 | 23 | 1 | 4 | 254 | 63.5 | 0 | 0 |
| 09/22/07 | CONNECTICUT..... | 8 | 280 | 35.0 | 53 | 0 | 1 | 2 | 1 | 4 | 2 | 2 | 39 | 0 | 6 | 403 | 67.2 | 1 | 0 |
| 09/29/07 | at Virginia..... | 4 | 165 | 41.2 | 43 | 0 | 1 | 0 | 0 | 1 | 1 | 1 | 23 | 0 | 8 | 539 | 67.4 | 1 | 0 |
| Opponent totals..... | | 30 | 1166 | 38.9 | 57 | 1 | 5 | 3 | 4 | 10 | 8 | 6 | 39 | 1 | 23 | 1444 | 62.8 | 2 | 1 |
| PITT..... | | 28 | 1164 | 41.6 | 64 | 0 | 2 | 8 | 4 | 7 | 7 | 6 | 41 | 0 | 21 | 1235 | 58.8 | 0 | 0 |

University of Pittsburgh Panthers
 PITT Game Superlatives (as of Oct 01, 2007)
 All games

INDIVIDUAL GAME HIGHS

| | | |
|----------------------|------|--|
| Rushes..... | 25 | McCOY,LeSean at Michigan State (09/08/07) |
| Yards Rushing..... | 172 | McCOY,LeSean at Michigan State (09/08/07) |
| TD Rushes..... | 3 | McCOY,LeSean vs Grambling State (09/08/07) |
| Long Rush..... | 64 | McCOY,LeSean at Michigan State (09/08/07) |
| Pass attempts..... | 41 | BOSTICK,Pat vs Connecticut (09/22/07) |
| Pass completions.... | 27 | BOSTICK,Pat vs Connecticut (09/22/07) |
| Yards Passing..... | 230 | BOSTICK,Pat vs Connecticut (09/22/07) |
| TD Passes..... | 1 | STULL,Bill vs Eastern Michigan (09/01/07) SMITH,Kevan vs Grambling State (09/08/07) BOSTICK,Pat vs Connecticut (09/22/07) BOSTICK,Pat at Virginia (09/29/07) |
| Long Pass..... | 61 | SMITH,Kevan vs Grambling State (09/08/07) |
| Receptions..... | 6 | STRONG,Darrell vs Connecticut (09/22/07) McCOY,LeSean vs Connecticut (09/22/07) |
| Yards Receiving..... | 74 | TURNER,Oderick vs Grambling State (09/08/07) |
| TD Receptions..... | 1 | TURNER,Oderick vs Eastern Michigan (09/01/07) BYHAM,Nate vs Grambling State (09/08/07) TURNER,Oderick vs Connecticut (09/22/07) TURNER,Oderick at Virginia (09/29/07) |
| Long Reception..... | 61 | TURNER,Oderick vs Grambling State (09/08/07) |
| Field Goals..... | 2 | LEE,Conor vs Eastern Michigan (09/01/07) LEE,Conor vs Grambling State (09/08/07) LEE,Conor at Michigan State (09/08/07) |
| Long Field Goal..... | 41 | LEE,Conor at Michigan State (09/08/07) |
| Punts..... | 7 | BRYTUS,Dave vs Connecticut (09/22/07) BRYTUS,Dave at Virginia (09/29/07) |
| Punting Avg..... | 45.4 | BRYTUS,Dave vs Eastern Michigan (09/01/07) |
| Long Punt..... | 64 | BRYTUS,Dave at Virginia (09/29/07) |
| Long Punt Return.... | 22 | PORTER,T.J. vs Eastern Michigan (09/01/07) |
| Long Kickoff Return. | 38 | ROBINSON,Lowell vs Grambling State (09/08/07) |
| Tackles..... | 17 | McKILLOP,Scott at Michigan State (09/08/07) |
| Sacks..... | 2.0 | DUNCAN,Rashaad at Michigan State (09/08/07) |
| Tackles For Loss.... | 3.0 | DUNCAN,Rashaad at Michigan State (09/08/07) ROMEUS,Greg at Virginia (09/29/07) |
| Interceptions..... | 1 | GARY,Ricky vs Eastern Michigan (09/01/07) PHILLIPS,Mike vs Grambling State (09/08/07) ROBINSON,Lowell vs Grambling State (09/08/07) THATCHER,Eric vs Grambling State (09/08/07) |

University of Pittsburgh Panthers
PITT Game Superlatives (as of Oct 01, 2007)
All games

TEAM GAME HIGHS

| | | |
|----------------------|-----|--|
| Rushes..... | 42 | vs Eastern Michigan (09/01/07) |
| Yards Rushing..... | 207 | at Michigan State (09/08/07) |
| Yards Per Rush..... | 5.4 | at Michigan State (09/08/07) |
| TD Rushes..... | 3 | vs Grambling State (09/08/07) |
| Pass attempts..... | 51 | vs Connecticut (09/22/07) |
| Pass completions.... | 31 | vs Connecticut (09/22/07) |
| Yards Passing..... | 277 | vs Connecticut (09/22/07) |
| Yards Per Pass..... | 8.8 | vs Grambling State (09/08/07) |
| TD Passes..... | 1 | vs Eastern Michigan (09/01/07) vs Grambling State (09/08/07) vs Connecticut (09/22/07) at Virginia (09/29/07) |
| Total Plays..... | 74 | vs Connecticut (09/22/07) |
| Total Offense..... | 349 | vs Connecticut (09/22/07) |
| Yards Per Play..... | 5.5 | vs Grambling State (09/08/07) |
| Points..... | 34 | vs Grambling State (09/08/07) |
| Sacks By..... | 6 | at Michigan State (09/08/07) |
| First Downs..... | 19 | vs Eastern Michigan (09/01/07) vs Connecticut (09/22/07) |
| Penalties..... | 11 | at Virginia (09/29/07) |
| Penalty Yards..... | 101 | at Virginia (09/29/07) |
| Turnovers..... | 6 | vs Connecticut (09/22/07) |
| Interceptions By.... | 3 | vs Grambling State (09/08/07) |

University of Pittsburgh Panthers
PITT Game Superlatives (as of Oct 01, 2007)
All games

OPPONENT INDIVIDUAL GAME HIGHS

| | | |
|----------------------|------|--|
| Rushes..... | 24 | Cedric Peerman, at Virginia (09/29/07) |
| Yards Rushing..... | 92 | Ringer, Javon, at Michigan State (09/08/07) |
| TD Rushes..... | 2 | ALLEN, Lou, vs Connecticut (09/22/07) Cedric Peerman, at Virginia (09/29/07) |
| Long Rush..... | 25 | Ringer, Javon, at Michigan State (09/08/07) |
| Pass attempts..... | 40 | LANDERS,Brandon, vs Grambling State (09/08/07) |
| Pass completions.... | 19 | LANDERS,Brandon, vs Grambling State (09/08/07) |
| Yards Passing..... | 183 | Hoyer, Brian, at Michigan State (09/08/07) |
| TD Passes..... | 3 | Jameel Sewell, at Virginia (09/29/07) |
| Long Pass..... | 32 | Hoyer, Brian, at Michigan State (09/08/07) |
| Receptions..... | 5 | LEWIS, Travis, vs Eastern Michigan (09/01/07) EDWARDS,Clyde, vs Grambling State (09/08/07) JACKSON,Reginal, vs Grambling State (09/08/07) |
| Yards Receiving..... | 59 | EDWARDS,Clyde, vs Grambling State (09/08/07) |
| TD Receptions..... | 1 | EDWARDS,Clyde, vs Grambling State (09/08/07) Rashawn Jackson, at Virginia (09/29/07) Tom Santi, at Virginia (09/29/07) Jonathan Stupar, at Virginia (09/29/07) |
| Long Reception..... | 32 | Davis, Kellen, at Michigan State (09/08/07) |
| Field Goals..... | 2 | CIARAVINO, Tony, vs Connecticut (09/22/07) |
| Long Field Goal..... | 39 | CIARAVINO, Tony, vs Connecticut (09/22/07) |
| Punts..... | 8 | CULLEN, Desi, vs Connecticut (09/22/07) |
| Punting Avg..... | 46.1 | JOHNSON, Zach, vs Eastern Michigan (09/01/07) |
| Long Punt..... | 57 | JOHNSON, Zach, vs Eastern Michigan (09/01/07) |
| Long Punt Return.... | 45 | Vic Hall, at Virginia (09/29/07) |
| Long Kickoff Return. | 42 | GAGE, Dontayo, vs Eastern Michigan (09/01/07) |
| Tackles..... | 11 | DIZER,DeMichael, vs Grambling State (09/08/07) WILSON, L., vs Connecticut (09/22/07) |
| Sacks..... | 2.0 | Saint-Dic, J., at Michigan State (09/08/07) |
| Tackles For Loss.... | 3.0 | Saint-Dic, J., at Michigan State (09/08/07) |
| Interceptions..... | 1 | DIZER,DeMichael, vs Grambling State (09/08/07) CARTER,John, vs Grambling State (09/08/07) Key, Travis, at Michigan State (09/08/07) Wiley, Otis, at Michigan State (09/08/07) WILSON, L., vs Connecticut (09/22/07) WITTEN, Lindsey, vs Connecticut (09/22/07) VAUGHN, Robert, vs Connecticut (09/22/07) LANSANAH, Danny, vs Connecticut (09/22/07) Jamaal Jackson, at Virginia (09/29/07) |

University of Pittsburgh Panthers
PITT Game Superlatives (as of Oct 01, 2007)
All games

OPPONENT TEAM GAME HIGHS

| | | |
|----------------------|-----|---|
| Rushes..... | 51 | at Michigan State (09/08/07) |
| Yards Rushing..... | 173 | at Virginia (09/29/07) |
| Yards Per Rush..... | 4.1 | at Virginia (09/29/07) |
| TD Rushes..... | 3 | vs Connecticut (09/22/07) at Virginia (09/29/07) |
| Pass attempts..... | 40 | vs Grambling State (09/08/07) |
| Pass completions.... | 19 | vs Grambling State (09/08/07) |
| Yards Passing..... | 183 | at Michigan State (09/08/07) |
| Yards Per Pass..... | 7.0 | vs Connecticut (09/22/07) |
| TD Passes..... | 3 | at Virginia (09/29/07) |
| Total Plays..... | 79 | at Michigan State (09/08/07) |
| Total Offense..... | 342 | at Virginia (09/29/07) |
| Yards Per Play..... | 4.7 | at Virginia (09/29/07) |
| Points..... | 44 | at Virginia (09/29/07) |
| Sacks By..... | 5 | at Michigan State (09/08/07) |
| First Downs..... | 23 | at Virginia (09/29/07) |
| Penalties..... | 14 | vs Grambling State (09/08/07) |
| Penalty Yards..... | 125 | at Michigan State (09/08/07) |
| Turnovers..... | 3 | vs Grambling State (09/08/07) |
| Interceptions By.... | 4 | vs Connecticut (09/22/07) |

University of Pittsburgh Panthers
PITT Red-Zone Results (as of Oct 01, 2007)
All games

PITT Inside Opponent Red-Zone

| Date | Opponent | Score | Times | Times | Total | Rush | Pass | FGs | ---- Failed to score inside RZ ---- | | | | | | |
|------------------|------------------------|---------|-----------|-----------|-----------|----------|----------|----------|-------------------------------------|----------|----------|----------|----------|----------|----------|
| | | | In RZ | Scored | Pts | | | | TDs | TDs | TDs | Made | FGA | Downs | Int |
| 09/01/07 | Eastern Michigan..... | W 27-3 | 5 | 5 | 27 | 3 | 2 | 1 | 2 | 0 | 0 | 0 | 0 | 0 | 0 |
| 09/08/07 | Grambling State..... | W 34-10 | 5 | 5 | 27 | 3 | 3 | 0 | 2 | 0 | 0 | 0 | 0 | 0 | 0 |
| 09/08/07 | at Michigan State..... | L 13-17 | 1 | 1 | 3 | 0 | 0 | 0 | 1 | 0 | 0 | 0 | 0 | 0 | 0 |
| *09/22/07 | Connecticut..... | L 14-34 | 1 | 1 | 7 | 1 | 1 | 0 | 0 | 0 | 0 | 0 | 0 | 0 | 0 |
| 09/29/07 | at Virginia..... | L 14-44 | 3 | 2 | 14 | 2 | 1 | 1 | 0 | 0 | 1 | 0 | 0 | 0 | 0 |
| 10/10/07 | Navy..... | | | | | | | | | | | | | | |
| *10/20/07 | Cincinnati..... | | | | | | | | | | | | | | |
| *10/27/07 | at Louisville..... | | | | | | | | | | | | | | |
| *11/03/07 | Syracuse..... | | | | | | | | | | | | | | |
| *11/17/07 | at Rutgers..... | | | | | | | | | | | | | | |
| *11/24/07 | South Florida..... | | | | | | | | | | | | | | |
| *12/01/07 | at West Virginia..... | | | | | | | | | | | | | | |
| Totals | | | 15 | 14 | 78 | 9 | 7 | 2 | 5 | 0 | 1 | 0 | 0 | 0 | 0 |
| 14 of 15 (93.3%) | | | | | | | | | | | | | | | |

Opponents Inside PITT Red-Zone

| Date | Opponent | Score | Times | Times | Total | Rush | Pass | FGs | ---- Failed to score inside RZ ---- | | | | | | |
|------------------|------------------------|---------|-----------|-----------|-----------|-----------|----------|----------|-------------------------------------|----------|----------|----------|----------|----------|----------|
| | | | In RZ | Scored | Pts | | | | TDs | TDs | TDs | Made | FGA | Downs | Int |
| 09/01/07 | Eastern Michigan..... | W 27-3 | 2 | 1 | 3 | 0 | 0 | 0 | 1 | 1 | 0 | 0 | 0 | 0 | 0 |
| 09/08/07 | Grambling State..... | W 34-10 | 4 | 1 | 3 | 0 | 0 | 0 | 1 | 0 | 3 | 0 | 0 | 0 | 0 |
| 09/08/07 | at Michigan State..... | L 13-17 | 4 | 2 | 10 | 1 | 1 | 0 | 1 | 1 | 1 | 0 | 0 | 0 | 0 |
| *09/22/07 | Connecticut..... | L 14-34 | 4 | 4 | 24 | 3 | 3 | 0 | 1 | 0 | 0 | 0 | 0 | 0 | 0 |
| 09/29/07 | at Virginia..... | L 14-44 | 7 | 7 | 44 | 6 | 3 | 3 | 1 | 0 | 0 | 0 | 0 | 0 | 0 |
| 10/10/07 | Navy..... | | | | | | | | | | | | | | |
| *10/20/07 | Cincinnati..... | | | | | | | | | | | | | | |
| *10/27/07 | at Louisville..... | | | | | | | | | | | | | | |
| *11/03/07 | Syracuse..... | | | | | | | | | | | | | | |
| *11/17/07 | at Rutgers..... | | | | | | | | | | | | | | |
| *11/24/07 | South Florida..... | | | | | | | | | | | | | | |
| *12/01/07 | at West Virginia..... | | | | | | | | | | | | | | |
| Totals | | | 21 | 15 | 84 | 10 | 7 | 3 | 5 | 2 | 4 | 0 | 0 | 0 | 0 |
| 15 of 21 (71.4%) | | | | | | | | | | | | | | | |