



PITT PANTHERS SPRING PROSPECTUS

Table of Contents

2011 Schedule	1
2010 Results	1
Spring Practice Coverage Policies	2
Quick Facts	2
Pitt Coaching & Support Staff Listing	2
2011 Spring Practice Schedule	3
Spring Positional Analysis	4-6
Personnel Breakdown	7
Final 2010 Pitt Two-Deep	8
Head Coach Todd Graham	9-10
Assistant Coaches	11-19
Spring Rosters	20-21
Alphabetical	20
Numerical	21
Player Profiles	22-30
2011 Pitt Recruits	31-35
Recruits Listing	31
Biographies	32-35
Final 2010 Pitt Statistics	36-47
Team Statistics	36
Individual Statistics	37-40
Game-by-Game Results & Attendance	39
Team Statistics Game-by-Game	41
Opponent Statistics Game-by-Game	42
Pitt Individual Game Highs	43
Pitt Team Game Highs	44
Opponent Individual Game Highs	45
Opponent Team Game Highs	46
Pitt Red Zone Statistics	47
Opponent Red Zone Statistics	47
Final 2010 Big East & NCAA Rankings	48
2010 Honors and Awards	49
2010 Game-by-Game Pitt Starting Lineups	50
2010 Game-by-Game Review	51-57

2011 Schedule

Date	Opponent (TV)	Time
Sept. 3	Buffalo	TBA
Sept. 10	Maine	TBA
Sept. 17	at Iowa	TBA
Sept. 24	Notre Dame (ABC, ESPN or ESPN2)	TBA
Sept. 29 (Thurs.)	USF* (ESPN)	8 p.m.
Oct. 8	at Rutgers*	TBA
Oct. 15	Utah	TBA
Oct. 26 (Wed.)	Connecticut* (ESPN)	8 p.m.
Nov. 5	Cincinnati*	TBA
Nov. 12	at Louisville*	TBA
Nov. 25 (Fri.)	at West Virginia* (ABC, ESPN or ESPN2)	TBA
Dec. 3	Syracuse* (ABC, ESPN or ESPN2)	TBA

**Big East game*

Due to television, TBA kickoff times will be announced at a later date.

2010 Results (8-5)

Date	Opponent (TV)	Result
Sept. 2 (Thurs.)	at Utah (Versus)	L, 24-27 (OT)
Sept. 11	New Hampshire (ESPN3.com)	W, 38-16
Sept. 23 (Thurs.)	Miami (Fla.) (ESPN)	L, 3-31
Oct. 2	Florida International (ESPN3.com)	W, 44-17
Oct. 9	at Notre Dame (NBC)	L, 17-23
Oct. 16	at Syracuse* (ESPN Regional)	W, 45-14
Oct. 23	Rutgers* (ESPN Regional)	W, 41-21
Oct. 30	Louisville* (ESPN Regional)	W, 20-3
Nov. 11 (Thurs.)	at Connecticut* (ESPN)	L, 28-30
Nov. 20	at USF* (ESPN2)	W, 17-10
Nov. 26 (Fri.)	West Virginia* (ABC)	L, 10-35
Dec. 4	at Cincinnati* (ESPN)	W, 28-10
Jan. 8	vs. Kentucky#	W, 27-10

** Big East game*

BBVA Compass Bowl



SPRING MEDIA INFORMATION

Spring Practice Coverage Policies

Spring Itinerary:

Spring drills are scheduled to run from March 15 through April 16. Coach Todd Graham has scheduled 15 practice sessions. The Annual Blue-Gold Game is scheduled for Saturday, April 16, at Heinz Field. Start time is 2 p.m.

Practice Observation Window for Media:

Each spring practice will have a 40-minute window for media observation that begins with the team “walk-thru” session and runs through period 5. The media window begins at 2:35 p.m. on weekdays (concluding at 3:15) and 9:45 a.m. on Saturdays (concluding at 10:25).

Video and still photographers may only shoot during this time (sidelines only). Contact the media relations staff for any special photo or video requests.

Each practice will last approximately two hours. Please refer to page 3 of the Pitt Spring Football Prospectus for the complete practice schedule.

Interviews:

Coach Graham will address the media following each practice session in the recruiting lounge located on the second floor of Pitt’s practice facility. Requested players and assistant coaches will also be available for interviews at this time. (Approximately 4:50 p.m. on weekdays and noon on Saturdays.)

All interviews must be arranged through the media relations office. Requests for lengthier sit-down interviews should be made at least 24 hours in advance.

Pitt Coaching & Support Staff

HEAD COACH:

Todd Graham, *head coach*

ASSISTANT COACHES:

Paul Randolph, *executive associate head coach, co-defensive coordinator, defensive line*

Calvin Magee, *assistant head coach, co-offensive coordinator, running backs*

Mike Norvell, *co-offensive coordinator, wide receivers, director of recruiting*

Keith Patterson, *defensive coordinator, linebackers*

Tony Dews, *tight ends*

Todd Dodge, *quarterbacks*

Tony Gibson, *cornerbacks, recruiting coordinator*

Spencer Leftwich, *offensive line*

Randall McCray, *safeties, special teams coordinator*

FOOTBALL ADMINISTRATION:

Chris LaSala, *assistant athletic director/football operations*

Bob Junko, *director of football relations & program enhancement*

Matt Dudek, *assistant director/football operations*

Dave Bucar, *offensive quality control*

Dan Lanning, *defensive quality control*

STRENGTH & CONDITIONING:

Shawn Griswold, *director of strength and conditioning*

Trevor Dieleman, *assistant strength and conditioning coach*

Travis Pelletier, *assistant strength and conditioning coach*

TRAINING STAFF:

Rob Blanc, *head athletic trainer*

Tim Dunlavey, *assistant athletic trainer*

Dale Thornton, *graduate assistant trainer*

VIDEO:

Alex Hodge, *video coordinator*

GRADUATE ASSISTANTS:

Bo Graham, *offensive graduate assistant, assistant receivers coach*

Eric Thatcher, *defensive graduate assistant*

2011 Pitt Quick Facts

Location: Pittsburgh, Pa.

Enrollment: 28,328

Founded: 1787

Conference: Big East Conference

Nickname: Panthers

Colors: Blue and Gold

Chancellor: Mark A. Nordenberg

Athletic Director: Steve Pederson

2010 Overall Record: 8-5

2010 Big East Record (place): 5-2 (T-1st)

Home Stadium: Heinz Field (65,050/grass)

Press Box: (412) 697-7198

Head Coach: Todd Graham

Alma Mater: East Central University (1987)

Record at Pitt: 0-0 (first season)

Overall Collegiate Record: 43-23 (sixth season)

Starters Returning: 14 (6 offense, 8 defense, 0 specialists)

Starters Lost: 10 (5 offense, 3 defense, 2 specialists)

Lettermen Returning: 45 (16 offense, 28 defense, 1 specialist)

Lettermen Lost: 21 (10 offense, 8 defense, 3 specialists)

Offensive System: Multiple No Huddle

Defensive System: Attacking 3-4

Football Office Phone: (412) 648-8700

Media Relations Phone: (412) 648-8240

Media Relations Fax: (412) 648-8248

Ticket Office: (800) 643-PITT

Web: www.PittsburghPanthers.com

Sr. Assoc. AD/Media Relations: E.J. Borghetti (football contact)

Borghetti e-mail: eborghetti@athletics.pitt.edu

Communications/New Media Director: Mendy Nestor (co-football contact)

Nestor e-mail: mnestor@athletics.pitt.edu



SPRING PRACTICE SCHEDULE

SUNDAY	MONDAY	TUESDAY	WEDNESDAY	THURSDAY	FRIDAY	SATURDAY			
March		1	2	3	4	5			
6	7	8	9	10	11	12			
13	14	<i>PRACTICE #1</i> Window: 2:35-3:15 p.m. Interviews: 4:50 p.m.	15	16	<i>PRACTICE #2</i> Window: 2:35-3:15 p.m. Interviews: 4:50 p.m.	17	18	<i>PRACTICE #3</i> Window: 9:45-10:25 a.m. Interviews: Noon	19
20	21	<i>PRACTICE #4</i> Window: 2:35-3:15 p.m. Interviews: 4:50 p.m.	22	23	<i>PRACTICE #5</i> Window: 2:35-3:15 p.m. Interviews: 4:50 p.m.	24	25	<i>PRACTICE #6</i> Window: 9:45-10:25 a.m. Interviews: Noon	26
27	28	<i>PRACTICE #7</i> Window: 2:35-3:15 p.m. Interviews: 4:50 p.m.	29	30	<i>PRACTICE #8</i> Window: 2:35-3:15 p.m. Interviews: 4:50 p.m.	31			

SUNDAY	MONDAY	TUESDAY	WEDNESDAY	THURSDAY	FRIDAY	SATURDAY							
April					1	<i>PRACTICE #9</i> Window: 9:45-10:25 a.m. Interviews: Noon	2						
3	4	<i>PRACTICE #10</i> Window: 2:35-3:15 p.m. Interviews: 4:50 p.m.	5	6	<i>PRACTICE #11</i> Window: 2:35-3:15 p.m. Interviews: 4:50 p.m.	7	8	<i>PRACTICE #12</i> Window: 9:45-10:25 a.m. Interviews: Noon	9				
10	11	<i>PRACTICE #13</i> Window: 2:35-3:15 p.m. Interviews: 4:50 p.m.	12	13	<i>PRACTICE #14</i> Window: 2:35-3:15 p.m. Interviews: 4:50 p.m.	14	15	<i>PRACTICE #15</i> Spring Game Heinz Field 2 p.m.	16				
17	18	19	20	21	22	23	24	25	26	27	28	29	30
<i>Easter</i>				<i>NFL Draft Day 1</i>			<i>NFL Draft Day 2</i>		<i>NFL Draft Day 3</i>				

Practice dates and times are subject to change. All workouts are held at the UPMC Sports Performance Complex. The 2011 Blue-Gold Game will be played at Heinz Field.

PITT POSITIONAL OUTLOOK

The 2011 season should be quite a transformation for Pitt football, which begins its first year under the new leadership of head coach Todd Graham.

Whereas past Pitt editions have been more conventional in their offensive and defensive schemes, the Graham Era promises a break from the traditional. The emphasis will be on, as Graham describes it, a “high-octane, high-energy approach” on both sides of the ball.

“We want to snap the ball every fifteen seconds on offense,” Graham said. “Defensively we want to apply pressure on every down and make the momentum-changing plays that win football games.”

Graham's head coaching tenure at Tulsa reflects the blueprint he looks to implement at Pitt. Behind a prolific offense and opportunistic defense, the Golden Hurricane posted double-digit wins in three of his four seasons. Twice they led the nation in total offense.

Graham's 2010 Tulsa team rolled up 505.6 yards per game to rank fifth nationally and averaged 41.4 points to rank sixth. The Golden Hurricane defense forced a whopping 36 turnovers, the third highest total in college football.

“We're a no-huddle football team,” Graham said. “We're going to operate extremely fast on offense. We're going to be high tempo, high octane and explosive. Our goal is to be the most explosive team in the country.”

“On defense we want to attack. Our approach to defense stems from our offseason training. We want to put fast and explosive players on the football field and make game-changing plays. Our main focus will be forcing turnovers and impacting the quarterback.”

Pitt's transformation on the field begins in earnest on March 15 when the Panthers begin spring drills. Graham has 15 practices scheduled, concluding with the Annual Blue-Gold Game at Heinz Field on April 16.

The spring will give Graham and his staff the first opportunity to evaluate his personnel up close. “We will be adaptive to the skills and talents of the players we have,” Graham said. “We've been excited and encouraged by their attitude during the offseason regimen.”

The following is a positional look at the 2011 Panthers.

THE OFFENSE

QUARTERBACKS

Junior **Tino Sunseri** is the incumbent under center, starting all 13 games a year ago. Sunseri connected on 65% of his passes (223 of 346) for 2,572 yards in his first season in a full-time role. He threw 16 touchdowns against nine interceptions while also showing the ability to make plays on his feet. In the Panthers' BBVA Compass Bowl victory over Kentucky, Sunseri rushed for 53 yards on just four carries (13.3 avg.).

Sophomore **Kolby Gray** joined Pitt as a quarterback prospect in 2009 before shifting to the secondary and lettering at safety last year. Gray will return to QB this spring as his dual-threat capabilities – he was a 1,000-yard passer and rusher his senior year at Cypress Falls (Texas) High – appear well suited to Pitt's new offensive schemes.

The Panthers will have two quarterbacks entering their first active seasons following freshman redshirts. **Anthony Gonzalez** was a standout at Pennsylvania's Liberty High, compiling 5,311 yards in total offense and 61 touchdowns over his final two seasons. **Mark Myers** was a first-team All-Ohio selection as a senior at St. Ignatius after throwing for more than 2,100 yards and 20 TDs.



Junior running back Ray Graham

RUNNING BACKS

Pitt's backfield stable will need restocked with the departure of tailback Dion Lewis and fullback Henry Hynoski to the NFL. Junior **Ray Graham** could be the Panthers' next all-star performer at tailback. Graham rushed for 922 yards last year, averaging 6.2 yards on just 148 carries. He will be the lone scholarship tailback participating in spring drills. Also taking spring repetitions at this position will be freshman walk-on **Randy Morris**.

Four players will vie for time at the vacated fullback spot. Junior walk-on **Chris Mike** is the most experienced after lettering in a reserve role last year. The other three candidates enter their first active seasons at Pitt: redshirt freshman **Derick Burns**, redshirt frosh walk-on **Adam Lazenga** and junior walk-on **Kris Wildman**.

While Pitt will be working with limited backfield numbers this spring, the Panthers welcome four freshman running backs for fall training camp.

PITT POSITIONAL OUTLOOK

WIDE RECEIVERS

Pitt will employ an array of three-receiver sets this season, maximizing the talents of a promising group of players. While two-time All-Big East performer Jon Baldwin has departed for the NFL, the Panthers return four lettermen and some intriguing underclassmen.

Pitt will utilize sophomore **Devin Street** at the X receiver. Street played in every game last year, making four starts, and compiled 25 catches for 318 yards and two scores. He will be pushed by sophomore letterman **Ed Tinker**.

At Y receiver, junior **Mike Shanahan** returns after posting career best numbers in a starting role last year. Shanahan was the team's second-leading receiver behind Baldwin with 43 catches for 589 yards and one score. A pair of redshirt freshmen, **Salath Williams** and **Drew Carswell**, will provide quality depth and competition. (Carswell will also get a look at the X position.) Redshirt frosh walk-on **Brett Zuck** is also in the mix at Y.

Junior **Cameron Saddler** is the most experienced returnee at Z receiver, lettering the past two years as a top reserve. Redshirt freshman **Kevin Weatherspoon** enters his first active season looking to earn time in the receiver rotation. Sophomore walk-on **Jake Delmonico** will also look to earn reps at Z.

TIGHT ENDS

Pitt boasts excellent depth and experience at tight end. Last year's top two contributors are back in junior **Mike Cruz** and sophomore **Brock DeCicco**. Cruz had 19 receptions for 213 yards and two touchdowns. DeCicco had only two catches but both went for TDs (totaling 19 yards). Both players will be pushed by junior **Hubie Graham**, who enters his first active season at Pitt after transferring from Illinois.

Adding to the strong competition at tight end will be junior letterman **Justin Virbitsky** and a pair of redshirt freshmen, **Brendan Carozzoni** and **Dan Schneider**.

OFFENSIVE LINE

Pitt returns four players with starting experience and six total lettermen on the offensive front.

Forming the unit's nucleus are three battle-tested seniors in left guard **Chris Jacobson**, left tackle **Jordan Gibbs** and right tackle **Lucas Nix**. The trio owns a combined 49 career starts. Nix leads the group with 25 starting assignments and proved versatile last season when he moved to right guard for nine games.

Also vying for time at tackle will be sophomores **Juantez Hollins** and **Cory King**, redshirt freshman **Matt Rotheram** and mid-year junior-college transfer **Zenel Demhasaj**.

Senior **Greg Gaskins** is a two-year letterman who also brings starting experience to the right guard position. Gaskins could also get a look at center. Additional competitors at guard will be junior letterman **Ryan Turnley**, sophomore **Ryan Schlieper** and redshirt freshmen **Arthur Doakes** and **Shane Johnson**.

At center, sophomore **Jack Lippert** will look to seize the

starting assignment after being the top backup last year. He will be pushed by redshirt freshman **Brandon Sacco**.

THE DEFENSE

DEFENSIVE LINE

Pitt returns an experienced foundation on its defensive line despite the graduation of two national-caliber ends in Greg Romeus and Jabaal Sheard.

A pair of seniors, **Chas Alecxih** and **Myles Caragein**, returns on the interior. As a starting defensive tackle last year, Alecxih collected 57 stops, including nine TFLs, and thrived as a pass rusher with 7.5 sacks. Caragein, the Panthers' starting nose tackle, had 30 tackles, 4.5 TFLs and two sacks. The tackle spots will boast excellent competition and depth with a pair of sophomore lettermen. **Aaron Donald** will push for time at the nose, while **Tyrone Ezell** will be a factor at the other tackle spot. Also in the tackle mix will be freshman **Khaynin Mosley-Smith**, who enrolled in January following a prep season at Milford (N.Y.) Academy.

Competition at defensive end will revolve around three lettermen: senior **Justin Hargrove**, junior **Shayne Hale** and sophomore **T.J. Clemmings**. Senior **Brandon Lindsey** will transition to the "Panther," a hybrid position that blends the skills of a defensive end and linebacker. As an undersized end in the 4-3 scheme last year, Lindsey earned All-Big East accolades, collecting 51 tackles and leading the team with 17.5 TFLs and 10 sacks. Also vying for time at the Panther will be sophomore **Bryan Murphy**, who lettered as a true frosh last year, and sophomore **Carl Fleming**. A pair of walk-ons, sophomore letterman **Emanuel Rackard** and redshirt freshman **Mark Giubilato**, will provide depth.



Senior Brandon Lindsey will work at the "Panther" position this year.

PITT POSITIONAL OUTLOOK

LINEBACKERS

Senior **Greg Williams** brings experience and playmaking athleticism to the SPUR position. Williams collected 64 tackles last year and scored on a 32-yard fumble return, the fourth defensive touchdown of his career. He will be pushed by sophomore letterman **Kevin Adams** and redshirt freshman **Eric Williams**. Redshirt freshman **Todd Thomas**, who sat out last season with a knee injury, will get a look at SPUR or possibly in the secondary upon his return.

At Sam linebacker, senior **Tristan Roberts** and sophomore **Shane Gordon** will be the most experienced candidates for the starting nod. Roberts played in every game a year ago with eight starts, and had 40 tackles and 4.5 TFLs. Gordon lettered as a redshirt frosh, playing in all 13 games and making one start. Sophomore **Carl Fleming** will also get reps at Sam.

Senior **Max Gruder** boasts experience at all three linebacker spots but will focus on the Will position this spring. As Pitt's starting middle linebacker last year, Gruder finished second on the team with 84 stops. Another player with diverse experience, junior letterman **Joe Trebitz**, is also slated to compete at the Will.



Junior safety Jarred Holley

SECONDARY

Five lettermen return at the cornerback spots. At boundary corner, senior **Antwan Reed** started 12 games a year ago and had 40 tackles, six pass breakups and an interception. Reed will be pushed by senior letterman **Saheed Imoru** and redshirt freshman **Brandon Ifill**. Also in the mix at boundary corner will be a pair of walk-ons, junior **Jeremiah Davis** and redshirt freshman **Joseph Lopez**.

Competition at field corner will revolve around two players with experience. **Buddy Jackson** enters his senior season as a three-year letterman while sophomore **K'Waun Williams** earned significant time at corner as a true frosh.

At free safety, junior **Jarred Holley** returns after earning All-Big East last season. Holley had 54 tackles and tied for the team lead with five interceptions. Providing competitive depth will be a pair of walk-ons in senior **Todd Gilcrist** and redshirt freshman **Steve Valenza**.

The chief candidates at bandit will be sophomore **Jason Hendricks** and junior **Andrew Taglianetti**. Hendricks made five starts as a redshirt frosh and collected 42 tackles on the year. In addition to logging significant time in the secondary, Taglianetti has been a special teams ace during his career with five blocked kicks. Also vying for time at bandit will be junior walk-on **Marco Pecora**, who lettered the past two years on special teams, and redshirt frosh walk-on **Phil Peckich**.

THE SPECIALISTS

Pitt will need to replace Dan Hutchins, its starting placekicker and punter the past two years.

Ready to take over placements is junior **Kevin Harper**, who lettered the past two seasons handling kickoffs and serving as Pitt's long-range field goal specialist. Also competing at placekicker will be senior walk-ons **Garrett Tonio** and **Chris Yankoski**.

At punter, a trio of walk-ons will vie for the starting assignment: sophomore **Matt Yoklic**, junior **Aaron Hassett** and redshirt freshman **Drake Greer**.

Spring repetitions at long snapper will be split between sophomore **Kevin Barthelemy** and junior **Marco Pecora**.

Pitt boasts two veterans in the return game. Junior **Cameron Saddler** led the team in punt returns and ranked third in the Big East with a 10.5 average (25 returns for 263 yards) last year. Junior **Ray Graham** paced Pitt in kick returns, averaging 21.8 yards per attempt (23 for 501).



PITT PERSONNEL BREAKDOWN

RETURNING PERSONNEL

■ OFFENSE (16)

Wide Receiver (4): MIKE SHANAHAN**, Cameron Saddler**, Devin Street*, Ed Tinker*

Tackle (1): JORDAN GIBBS**

Guard (4): LUCAS NIX***, CHRIS JACOBSON**, Greg Gaskins**, Ryan Turnley**

Center (1): Jack Lippert*

Tight End (3): MIKE CRUZ**, Brock DeCicco*, Justin Virbitsky*

Quarterback (1): TINO SUNSERI**

Tailback (1): Ray Graham**

Fullback (1): Chris Mike*

■ DEFENSE (28)

End (5): BRANDON LINDSEY***, Justin Hargrove**, T.J. Clemmings*, Shayne Hale*, Bryan Murphy*

Tackle (4): CHAS ALECXIH***, MYLES CARAGEIN***, Aaron Donald*, Tyrone Ezell*

Linebacker (9): MAX GRUDER***, GREG WILLIAMS***, TRISTAN ROBERTS**, Joe Trebitz**, Kevin Adams*, Shane Gordon*, Dan Mason*, Emanuel Rackard*, Manny Williams*

Strong Safety (3): Marco Pecora**, Kolby Gray*, Jason Hendricks*

Free Safety (2): JARRED HOLLEY**, Andrew Taglianetti**

Cornerback (5): ANTWUAN REED***, Jeremiah Davis*, Buddy Jackson***, Saheed Imoru*, K'Waun Williams*

■ SPECIALISTS (1)

Kicker (1): Kevin Harper**

Punter (0):

Long Snapper (0):

PERSONNEL LOST

■ OFFENSE (10)

Wide Receiver (2): JON BALDWIN***, Greg Cross*

Tackle (1): JASON PINKSTON****

Guard (0):

Center (1): ALEX KARABIN***

Tight End (1): Andrew Devlin*

Quarterback (2): Pat Bostick***, Andrew Janocko***

Tailback (2): DION LEWIS**, Chris Burns**

Fullback (1): HENRY HYNOSKI***

■ DEFENSE (8)

End (3): JABAAL SHEARD****, Greg Romeus****, Nate Nix****

Tackle (1): Tyler Tkach***

Linebacker (0):

Strong Safety (1): DOM DECICCO****

Free Safety (1): Pat Costello**

Cornerback (2): RICKY GARY****, Dan Cafaro**

■ SPECIALISTS (3)

Kicker (1): DAN HUTCHINS**

Punter (1): DAN HUTCHINS**

Long Snapper (1): John Fieger**

Lettermen Returning: 45

Starters Returning: 14

16 Offense (6 starters)

28 Defense (8 starters)

1 Specialist (0 starters)

Lettermen Lost: 21

Starters Lost: 10

10 Offense (5 starters)

8 Defense (3 starters)

3 Specialists (2 starters)

NOTE: *Players are listed under 2010 positions. This listing does not reflect any position changes for the 2011 season.*

Dan Hutchins started at both placekicker and punter. He counts as two starters and two lettermen lost in the overall total.

CAPS indicate 2010 starters

* indicates letters earned

FINAL 2010 PITT TWO-DEEP

The following lists Pitt's final depth chart of the 2010 season. The class listing for each player indicates athletic eligibility at the start of the 2010 season. An asterisk after a player's class denotes redshirt year. Names listed in italics indicate those players who will not be returning in 2011.

OFFENSE

SPLIT END

87 MIKE SHANAHAN (SO*, 6-5, 220)
15 Devin Street (FR*, 6-4, 190)

FLANKER

82 JON BALDWIN (JR, 6-5, 230)
5 Cameron Saddler (SO*, 5-7, 170)

TIGHT END

85 MIKE CRUZ (SO*, 6-5, 255)
81 Brock DeCicco (FR*, 6-5, 240)

LEFT TACKLE

77 JASON PINKSTON (SR*, 6-4, 305)
68 Jordan Gibbs (JR*, 6-7, 305)

LEFT GUARD

54 CHRIS JACOBSON (JR*, 6-3, 290)
75 Ryan Turnley (SO*, 6-6, 305)

CENTER

61 ALEX KARABIN (SR*, 6-1, 290)
72 Jack Lippert (FR*, 6-4, 275)

RIGHT GUARD

52 LUCAS NIX (JR, 6-6, 305)
60 Greg Gaskins (JR*, 6-4, 285)

RIGHT TACKLE

68 JORDAN GIBBS (JR*, 6-7, 305)
78 Cory King (FR*, 6-6, 315)

QUARTERBACK

12 TINO SUNSERI (SO*, 6-2, 210)
19 Pat Bostick (JR*, 6-3, 235)

TAILBACK

28 DION LEWIS (SO, 5-8, 195)
1 Ray Graham (SO, 5-9, 195)

FULLBACK

27 HENRY HYNOSKI (JR*, 6-2, 260)
48 Chris Mike (SO*, 6-1, 240)

DEFENSE

LEFT END

97 JABAAL SHEARD (SR, 6-4, 260)
96 Justin Hargrove (JR*, 6-4, 270)
93 Bryan Murphy (FR, 6-3, 245)

DEFENSIVE TACKLE

98 CHAS ALECXIH (JR*, 6-5, 280)
45 Tyler Tkach (SR*, 6-3, 275) or
59 Aaron Donald (FR, 6-0, 270)

NOSE TACKLE

94 MYLES CARAGEIN (JR*, 6-2, 290)
50 Tyrone Ezell (FR*, 6-4, 285)

RIGHT END

35 BRANDON LINDSEY (JR*, 6-2, 250)
44 Nate Nix (SR*, 6-4, 240)
90 T.J. Clemmings (FR, 6-6, 280)

SAM LINEBACKER

38 GREG WILLIAMS (JR*, 6-3, 240)
58 Shane Gordon (FR*, 6-1, 230)

MIDDLE LINEBACKER

55 MAX GRUDER (JR*, 6-2, 230)
53 Joe Trebitz (SO*, 6-3, 220)

WILL LINEBACKER

32 TRISTAN ROBERTS (JR*, 6-1, 235)
34 Carl Fleming (FR*, 6-1, 220)

CORNERBACK

26 RICKY GARY (SR*, 5-9, 175)
21 Buddy Jackson (JR*, 6-1, 180) or
24 K'Waun Williams (FR, 5-10, 175)

CORNERBACK

22 ANTWUAN REED (JR, 5-10, 185)
2 Saheed Imoru (JR, 5-10, 190)

FREE SAFETY

18 JARRED HOLLEY (SO*, 5-10, 180)
25 Jason Hendricks (FR*, 6-0, 180)

STRONG SAFETY

31 DOM DECICCO (SR, 6-4, 230)
41 Andrew Taglianetti (SO*, 5-11, 190)
16 Kolby Gray (FR*, 6-2, 195)

SPECIALISTS

PLACEKICKER

30 DAN HUTCHINS (SR*, 5-11, 195)
39 Kevin Harper (SO*, 5-10, 180)

PUNTER

30 DAN HUTCHINS (SR*, 5-11, 195)
92 Matt Yoklic (FR*, 6-4, 210)

HOLDER

4 ANDREW JANOCKO (JR*, 6-2, 220)
92 Matt Yoklic (FR*, 6-4, 210)

KICKOFF

39 KEVIN HARPER (SO*, 5-10, 180)
30 Dan Hutchins (SR*, 5-11, 195)

LONG SNAPPER

71 JOHN FIEGER (JR*, 6-6, 285)
11 Marco Pecora (SO*, 5-11, 205)

PUNT RETURNER

5 CAMERON SADDLER (SO*, 5-7, 170)
18 Jarred Holley (SO*, 5-10, 180)

KICKOFF RETURNER

5 CAMERON SADDLER (SO*, 5-7, 170)
1 RAY GRAHAM (SO, 5-9, 195)
15 Devin Street (FR*, 6-4, 190)
14 Greg Cross (SR*, 6-2, 205)

TODD GRAHAM

HEAD COACH



Pederson this past January.

Graham comes to Pitt after a highly successful head coaching tenure at Tulsa, where in four years he had three 10-win campaigns and three bowl victories. He compiled a 36-17 overall record with the Golden Hurricane, including a 10-3 mark last year that was highlighted by a 28-27 victory at Notre Dame and decisive 62-35 win over 24th-ranked Hawai'i in the Sheraton Hawai'i Bowl. Tulsa's win over Notre Dame was called the biggest upset of the year by ESPN's Kirk Herbstreit.

Prolific offenses have been Graham's hallmark. Under his direction, Tulsa led the nation in total offense twice (2007 and 2008) and ranked fifth last year. While he has a well-deserved reputation for devising high-octane offensive game plans, the 46-year-old coach built his career on defense and has also distinguished himself as a defensive coordinator and position coach.

This will be Graham's third collegiate head coaching appointment. In addition to Tulsa, he served as the head coach at Rice for one season (2006), leading the Owls to their first bowl game in 45 years and earning Conference USA Coach of the Year honors. Graham's career head coaching record is 43-23 and includes four bowls in five seasons.

"We are thrilled that Todd Graham has agreed to become the head football coach at the University of Pittsburgh," said Pederson. "His innovative, creative and energized approach to football makes him an exciting leader for our program. He has a proven track record of success at all levels of football and his wealth of experience on both sides of the ball gives him a unique set of credentials.

"The outstanding job he has done at Tulsa – double-digit win totals in three of the past four seasons and an undefeated bowl record – has been noticed across the country. I know he is excited to meet his new team and the great people of Pittsburgh."

"My family and I are honored to join such a prestigious university and rich football tradition like the University of Pittsburgh," said

Widely regarded as one of the finest offensive coaches in the country, Todd Graham was named the head football coach at the University of Pittsburgh by Athletic Director Steve

Graham, who becomes the 35th head coach in Pitt football history. "Pittsburgh is a tremendous football city with great fans. We will work diligently every day to earn their respect and build a program that competes for and wins championships. I'm also excited to return to the Big East, a conference that plays tremendous football."

Graham's 2010 Tulsa team rolled up 505.6 yards per game to rank fifth nationally and averaged 41.4 points to rank sixth. The Golden Hurricane defense led the country in interceptions (24) and ranked third in turnovers gained (36).

Under Graham's watch, All-America all-purpose player Damaris Johnson was one of the most exciting performers in college football. The 5-foot-8 dynamo led the country in all-purpose yards for the second consecutive year (202.2 yards/game in 2010) and established himself as the NCAA's career leader in that category with 7,796.

"I don't think I can say enough good things about Todd Graham," said College Hall of Fame coach John Cooper, who formerly coached at Tulsa as well as Ohio State and Arizona State. "If I was named the head coach of some school tomorrow, I would send my entire coaching staff down to Tulsa to learn a few things. I really believe TU's football staff is on the cutting edge of what is going on in college football these days."

In Graham's first two seasons as Tulsa's head coach, the Golden Hurricane made program history by posting consecutive 10-win seasons and winning a school-record 11 games in 2008. He went 21-7 his first two years, the best start by a Tulsa coach ever. Tulsa was one of just 11 schools on the Football Bowl Subdivision (FBS) level to achieve back-to-back 10-win seasons in 2007 and 2008.

In 2007, Tulsa led the country in total offense, averaging 543.9 yards per game, and set 29 school records, 15 Conference USA marks and four NCAA records. The Golden Hurricane routed Bowling Green, 63-7, in the GMAC Bowl, the largest bowl margin of victory in NCAA history.

In 2008, Tulsa again led the country in total offense (569.9 avg.) while ranking second in scoring (47.1 points/game),

fifth in rushing (268.0 yards/game) and ninth in passing (301.8 yards/game). Graham's team finished with an 11-3 record, capped by a 45-13 victory over 22nd-ranked Ball State in the GMAC Bowl.

Tulsa's 661 points in 2008 established a school record and marked the second highest single-season total in the modern era of the NCAA (second only to Oklahoma's 2008 total of 716 points).

Before elevating to head coach at Tulsa, Graham served as its assistant head coach and defensive coordinator from 2003-05. The 2005 team finished with a 9-4 record, captured the Conference USA title and shut down a high-flying Fresno State team, 31-24, in the Liberty Bowl. Graham's defense ranked among the nation's top 40 in five categories, including takeaways (third), interceptions (third), pass efficiency defense (11th), pass defense (17th) and total defense (40th).

Taking over as head coach at Rice in 2006, Graham led the Owls to a 7-6 record and the school's first bowl berth in 45 years. That historic success earned him Conference USA Coach of the Year honors. Rice began the year 0-4 before reeling off victories in seven of its next nine games, including six consecutive wins.



Graham broke into the collegiate coaching ranks as defensive coordinator at East Central University (1991-93) in Oklahoma, where his work helped transform his alma mater from a .500 program to NAIA national champions in his final year.

During the 2001 and 2002 seasons, Graham served at West Virginia under Rich Rodriguez and helped the Mountaineers achieve the biggest turnaround in college football over that period, improving from 3-8 to 9-4.

After coaching WVU's linebackers his first season, Graham was promoted to co-defensive coordinator, defensive scheme coordinator and safeties coach. The 2002 Mountaineers forced 34 turnovers, including 19 interceptions, and ranked fourth nationally in turnover margin (plus 19).

From 1995-2000, Graham distinguished himself in the ultra-competitive Texas high school ranks as both a head coach and athletic director. As head coach at Allen High School, he led a program that had no district wins the year prior to his arrival to five playoff berths in six seasons. His final year, Allen posted a 9-3 record and captured the 5A Division II bi-district title while defeating four teams ranked among the top 10 in the state of Texas.



A native of the Dallas-Fort Worth area, Graham was an all-state defensive back at North Mesquite High School. He went on to play at East Central University, where he was a two-time NAIA All-America defensive back and three-time all-conference performer.

Graham earned his bachelor's degree in education in 1987 from ECU before signing a free agent contract with the NFL's St. Louis Cardinals. He later earned his masters degree, also in education, from ECU.

He and his wife Penni have six children: Bo, Natalie, Hank, Haylee, Dakota and Michael Todd Jr.

TODD GRAHAM BIO IN BRIEF

PERSONAL INFORMATION

Born: December 5, 1964

Hometown: Mesquite, Texas

Alma Mater: East Central University (1987)

Family: Graham and his wife Penni have six children: Bo, Hank, Natalie, Haylee, Dakota and Michael Todd Jr.

COLLEGIATE COACHING EXPERIENCE

Year	School	Assignment	Record	Postseason
1991	East Central	Defensive Coordinator	5-4-1	
1992	East Central	Defensive Coordinator	6-3	OIC Champions
1993	East Central	Defensive Coordinator	10-3	NAIA Champions
2001	West Virginia	Linebackers	3-8	
2002	West Virginia	Co-Def. Coord. & Safeties	9-4	Continental Tire Bowl
2003	Tulsa	Asst. HC/Def. Coord./Safeties	8-5	Humanitarian Bowl
2004	Tulsa	Asst. HC/Def. Coord./Safeties	4-8	
2005	Tulsa	Asst. HC/Def. Coord./Safeties	9-4	C-USA Champions, Liberty Bowl
2006	Rice	Head Coach	7-6	R&L Carrier New Orleans Bowl
2007	Tulsa	Head Coach	10-4	C-USA West Champions, GMAC Bowl
2008	Tulsa	Head Coach	11-3	C-USA West Champions, GMAC Bowl
2009	Tulsa	Head Coach	5-7	
2010	Tulsa	Head Coach	10-3	C-USA West Co-Champions, Hawai'i Bowl

PAUL RANDOLPH

EXECUTIVE ASSOCIATE HEAD COACH, CO-DEFENSIVE COORDINATOR, DEFENSIVE LINE



Paul Randolph serves as Pitt's executive associate head coach, co-defensive coordinator and defensive line coach.

Randolph's Pitt appointment continues his successful association with Todd Graham. Randolph served under the Panthers' new head coach the past five seasons in similar capacities at Tulsa and Rice.

Randolph spent the past four years at Tulsa (2007-10), playing an instrumental role in the Golden Hurricane's emergence as a perennial bowl team. Tulsa won 36 games during that time, including three bowl victories. He helped mold a defense that led the country in interceptions in 2010 (24) and ranked third in turnovers forced (36).

In 2006, Randolph served under Graham as assistant head coach, defensive coordinator and linebacker coach at Rice. His efforts helped produce one of the most impressive revitalizations in recent college football history. The Owls earned their first bowl berth in 45 years after a 7-5 regular season that included victories in six of their final seven games.

Prior to Rice, Randolph was the defensive ends coach at Alabama (2003-05), where he helped the Crimson Tide boast one of the nation's toughest defenses. In 2005, Alabama led the country in scoring defense (10.7 points/game) while ranking second in total defense (255.1 yards/game), fifth in pass defense (160.8 yards/game) and ninth in rushing defense (94.3 yards/game).

His All-Southeastern Conference performers at Alabama included Antwan Odom, a seventh-year NFL veteran with the Cincinnati Bengals, and Mark Anderson, who completed his fifth professional season with the Houston Texans.

Randolph also distinguished himself on the recruiting trail during his time in Tuscaloosa and was named one of the country's top 25 recruiters by Rivals.

He is not unfamiliar with Big East circles having coached the defensive line at West Virginia in 2002. His other collegiate coaching stops include Toledo, Illinois State, Valdosta State and his alma mater Tennessee-Martin.

An all-conference linebacker at Tennessee-Martin, Randolph went on to a decorated professional playing career in the Canadian Football League. He played eight seasons with Winnipeg (1988-95) and then served two years as a team captain and player-coach with the Montreal Alouettes (1996-97). Randolph helped Winnipeg to Grey Cup championships in 1988 and '90 before receiving induction into the Blue Bombers' Hall of Fame in 2002.

Randolph earned his bachelor's degree in electrical engineering technology from Tennessee-Martin in 1990. He and his wife Mia have two children: son Patrick and daughter Mya.

PAUL RANDOLPH BIO IN BRIEF

PERSONAL INFORMATION

Born: June 22, 1966

Hometown: Gainesville, Ga.

Alma Mater: Tennessee-Martin, 1990

Family: Randolph and his wife Mia have two children: son Patrick and daughter Mya.

COACHING EXPERIENCE

Collegiate

Tennessee-Martin, 1998 linebackers.

Valdosta State, 1999, defensive line.

Illinois State, 2000, defensive line & special teams.

Toledo, 2001, defensive line & special teams.

West Virginia, 2002, defensive line & special teams.

Alabama, 2003-05, defensive line.

Rice, 2006, assistant head coach, defensive coordinator, linebackers.

Tulsa, 2007-10, executive senior associate head coach, co-defensive coordinator, defensive line.


Pittsburgh, 2011, executive associate head coach, co-defensive coordinator, defensive line.

Professional

Montreal Alouettes (CFL), 1996-97, player-coach.

CALVIN MAGEE

ASSISTANT HEAD COACH, CO-OFFENSIVE COORDINATOR, RUNNING BACKS



Calvin Magee, who has worked with some of college football's most explosive offensive performers over the past decade, enters his first season as Pitt's

assistant head coach, co-offensive coordinator and running backs coach.

Magee comes to Pittsburgh after spending the past three years as associate head coach and offensive coordinator at Michigan. The 2010 Wolverines featured one of the nation's most dynamic offensive talents in quarterback Denard Robinson, who ranked second nationally in total offense (328.62 yards/game) and was named the Big Ten Offensive Player of the Year.

Robinson finished sixth in the Heisman Trophy balloting last year and became the first player in NCAA history to throw for 2,000 yards and rush for 1,500 in a single season. He finished with 2,570 passing yards and set an NCAA single-season record for rushing yards by a quarterback with 1,702.

As a unit, Michigan led the Big Ten and ranked eighth nationally in total offense with an average of 488.69 yards per game.

Prior to Michigan, Magee spent seven seasons as the running backs coach at West Virginia (2001-07), where he produced an All-Big East performer each year of his tenure. He added offensive coordinator duties his final three seasons and was named assistant head coach in 2007.

Magee's first-team All-Big East running backs included Steve Slaton, Quincy Wilson and Avon Cobourne, the Mountaineers' all-time leading rusher with 5,164 yards.

Slaton, now an NFL standout with the Houston Texans, was a 2006 first team All-American and finalist for the Doak Walker Award, annually presented to the country's top running back. His 1,744 rushing yards in '06 set a West Virginia record.

The Mountaineers won or shared four Big East titles during Magee's time in Morgantown and captured BCS bowl victories following the 2005 (Sugar Bowl) and 2007 (Fiesta Bowl) seasons.

Prior to West Virginia, Magee spent five seasons at South Florida (1996-2000) and was a member of USF's inaugural staff in '96. He

coached the Bulls' tight ends his first season before shifting his positional focus to running backs his final four years. Magee was USF's run game coordinator in 1999 and 2000.

Magee broke into the coaching ranks after playing professionally in the National Football League. He was a four-year starter at tight end for the Tampa Bay Buccaneers (1985-88) and finished his career with the Houston Oilers in 1989. Magee led the Bucs in receptions (45), receiving yards (564) and receiving touchdowns (5) during the 1986 season and was a Pro Bowl alternate in 1987.

Magee is one of the greatest players in Southern University history. He was a three-time All-America tight end, earning first-team honors in 1983 and 1984. Magee led the Jaguars in receptions each of his four seasons (1981-84) and was the Most Valuable Player of the 1985 Freedom Bowl. In 2000 he was inducted into the Southern University Hall of Fame.

Magee and his wife Rosie have two daughters, Jade and Jasmine, and one son, Bryson. Magee earned his bachelor's degree from USF in 1990.

CALVIN MAGEE BIO IN BRIEF

PERSONAL INFORMATION

Born: April 23, 1963

Hometown: New Orleans, La.

Alma Mater: USF, 1990

Family: Magee and his wife Rosie have two daughters, Jade and Jasmine, and one son, Bryson.

COACHING EXPERIENCE

Collegiate

South Florida, 1996, tight ends; 1997-2000, running backs; 1999-2000, run game coordinator.

West Virginia, 2001-07, running backs; 2005-07, offensive coordinator; 2007, assistant head coach.

Michigan, 2007-10, associate head coach & offensive coordinator.

Pittsburgh, 2011, assistant head coach, co-offensive coordinator, running backs.

MIKE NORVELL

CO-OFFENSIVE COORDINATOR, WIDE RECEIVERS, DIRECTOR OF RECRUITING



A key figure in Todd Graham's high-octane offensive attack at Tulsa, Mike Norvell begins his first season at Pitt, where he will serve as co-offensive coordinator,

wide receivers coach and director of recruiting.

Norvell continues his association with Graham after working on his Tulsa staff the past four years, including the 2010 season when he served as passing game coordinator, receivers coach and director of recruiting.

The Golden Hurricane had five 1,000-yard receivers during Norvell's tenure. His most accomplished pupil was All-America receiver Damaris Johnson, who led the country in all-purpose yards for two consecutive years

and set the all-time NCAA FBS record for that category with 7,796 career yards.

Johnson averaged 202.2 all-purpose yards per game in 2010. In Tulsa's 62-35 win over Hawai'i in the Sheraton Hawai'i Bowl, he averaged an incredible 21.73 yards per touch en route to 326 all-purpose yards.

In 2008, Norvell's receivers were a vital part of college football's most prolific offense. Tulsa averaged an astounding 569.9 yards per game that season to lead the country. The Golden Hurricane ranked second nationally in scoring (47.1 points/game) and ninth in passing yards (301.8 yards/game).

Tulsa also topped the country in total offense in 2007 (543.9 yards/game) and set 29 school records, 15 Conference USA marks and four NCAA records. The '07 Golden Hurricane became the first team in NCAA history to have a 5,000-yard passer, a 1,000-yard rusher and three 1,000-yard receivers in a single season.

Prior to Tulsa, Norvell was an offensive graduate assistant at his alma mater, Central Arkansas. In addition to coaching receivers and H-backs, he was a significant contributor to UCA's special teams.

Norvell was accomplished on the field and in the classroom at Central Arkansas. A four-year starter at receiver, he finished his career as the school's all-time leader in receptions (213) and ranked third in receiving yards (2,611). Norvell earned All-Gulf South honors and was the conference's 2001 Freshman of the Year. He also was a two-time first-team Gulf South All-Academic honoree.

Norvell earned his bachelor's degree of education in social studies in 2005 and a master's degree in training systems in 2007, both from UCA. His wife's name is Maria.

MIKE NORVELL BIO IN BRIEF

PERSONAL INFORMATION

Born: October 11, 1981

Hometown: Irving, Texas

Alma Mater: Central Arkansas, 2005

Family: Norvell's wife's name is Maria.

COACHING EXPERIENCE

Collegiate

Central Arkansas, 2006, offensive graduate assistant.

Tulsa, 2007-08, offensive graduate assistant & receivers; 2009-10, passing game coordinator & receivers; 2010, director of recruiting.

Pittsburgh, 2011, co-offensive coordinator, wide receivers, director of recruiting.

KEITH PATTERSON

DEFENSIVE COORDINATOR, LINEBACKERS



Keith Patterson enters his first season as defensive coordinator and linebackers coach at Pitt.

Patterson spent the past eight seasons at Tulsa,

where he made invaluable contributions to the Golden Hurricane's impressive rise. He was part of six bowl teams at Tulsa and coached 10 players who earned All-Conference USA.

In addition to coaching the linebackers, Patterson served as co-defensive coordinator his final five seasons at Tulsa. In 2010, he helped mold a defense that led the country in interceptions (24) and ranked third in turnovers gained (36).

Facing the nation's top passing offense in

Hawai'i last Christmas Eve in the Sheraton Hawai'i Bowl, Tulsa's defense forced five interceptions and six total turnovers en route to a victory over the No. 24 Rainbows. The win was the Golden Hurricane's 36th over a four-year span and marked the program's third consecutive bowl triumph.

Patterson tutored some of the most productive and accomplished defenders in Tulsa football history. His star pupils include first-team All-Conference USA performers Nick Bunting, Chris Chamberlain and Nelson Coleman. The three rank among the top 10 tacklers in school history, a list topped by Coleman who had an impressive 413 career stops.

Bunting finished his career as one of the most decorated linebackers ever at Tulsa. He was named the Conference USA Defensive Player of the Year in 2006 and the Western Athletic Conference (WAC) Newcomer of the Year in 2003. Chamberlain, who finished fifth in Tulsa history with 352 tackles, was drafted by St. Louis in 2008 and has spent the past three seasons with the Rams.

Patterson joined Tulsa after building an impressive resume as a high school coach in Oklahoma and Texas. As head coach at Ardmore (Okla.) High, he led his team to the 1999 District 5A-1 championship and was named district coach of the year. He also worked under Todd Graham at Allen High in Texas, building that program into a perennial power.

Patterson earned his bachelor's degree in health, physical education and recreation from East Central (Okla.) University in 1986. He was a four-year letterman at defensive back for ECU and later served his alma mater as a graduate assistant coach. Patterson earned his master's degree in kinesiology and sport studies in 2003 from Texas A&M University-Commerce.

Patterson's wife's name is Melissa. He has two daughters, Fallon and Erin, a stepdaughter, Bretlie, and a stepson Kelby.

KEITH PATTERSON BIO IN BRIEF

PERSONAL INFORMATION

Born: May 20, 1964

Hometown: Marlow, Okla.

Alma Mater: East Central University, 1986

Family: Patterson's wife's name is Melissa. He has two daughters, Fallon and Erin, a stepdaughter, Bretlie, and a stepson Kelby.

COACHING EXPERIENCE

Collegiate

East Central (Okla.), 1986, graduate assistant.

Tulsa, 2003-10, linebackers; 2006-10, co-defensive coordinator.

Pittsburgh, 2011, defensive coordinator & linebackers.

High School

Altus (Okla.), 1988-91, assistant coach.

Edmond Memorial (Okla.), 1992-93, assistant coach.

Edmond Santa Fe (Okla.), 1994, head coach.

Allen (Texas), 1995-96, 2000 & 2002, assistant coach.

Ardmore (Okla.), 1997-99, head coach.

TONY DEWS

TIGHT ENDS



Tony Dews enters his first season as tight ends coach at Pitt.

Dews spent the past three seasons at Michigan, where he coached the wide receivers.

His 2010 receiving corps helped Michigan lead the Big Ten and rank eighth nationally in total offense with an average of 488.69 yards per game. The Wolverines' pass offense ranked second in the Big Ten, averaging 250.15 yards through the air.

Under Dews' guidance, Michigan receiver Roy Roundtree was an All-Big Ten selection by the media after he had 72 receptions for 935 yards and seven touchdowns.

Dews' Pitt appointment marks his return to the Big East. He coached the receivers at West Virginia in 2007, including All-Big East performer Darius Reynaud. Dews additionally served a graduate assistantship with the Mountaineers from 1999-2001, working with the offensive line and secondary.

Dews boasts experience in all three phases of the game. In 2006 he was the associate special teams coordinator and linebackers coach at UNLV. Dews was the tight ends coach at Central Michigan from 2004-05 and served as the Chippewas' special teams coordinator his final year. He additionally coached the defensive line at Holy Cross in 2003.

Dews' other collegiate coaching stops include stints at California University of Pa. (2002) and Millersville (1998).

A native of Lynchburg, Va., Dews is a 1996 graduate of Liberty University, where he was an All-Virginia tight end and was the Flames' leading pass catcher his junior and senior seasons.

He earned his bachelor's degree in psychology from Liberty and his master's degree in athletic coaching education from West Virginia in 2001.

Dews and his wife Tamika have four daughters: Savannah, Sierra, Sydney and Sienna.

TONY DEWS BIO IN BRIEF

PERSONAL INFORMATION

Born: June 6, 1973

Hometown: Lynchburg, Va.

Alma Mater: Liberty University, 1996

Family: Dews and his wife Tamika have four daughters: Savannah, Sierra, Sydney and Sienna.

COACHING EXPERIENCE

Collegiate

Millersville, 1998, defensive line.

West Virginia, 1999-2001, graduate assistant (offensive line and secondary).

California of Pa., 2002, offensive line.

Holy Cross, 2003, defensive line.

Central Michigan, 2004-05, tight ends; 2005, special teams coordinator.

UNLV, 2006, linebackers & associate special teams coordinator.

West Virginia, 2007, wide receivers.

Michigan, 2008-10, wide receivers.

Pittsburgh, 2011, tight ends.

High School

Bainbridge (Ga.), 1997, offensive line coach.

TODD DODGE

QUARTERBACKS



A renowned teacher of quarterback play with an impressive list of star pupils, Todd Dodge enters his first season as quarterbacks coach at Pitt.

Dodge comes to Pittsburgh after a four-year tenure as head coach at the University of North Texas. Prior to UNT, he established himself as one of the country's most accomplished high school coaches, producing state championship teams and blue chip prospects at an impressive rate.

Hailed as a Texas "high school coaching legend" by *The Dallas Morning News*, Dodge led Southlake Carroll High to four Texas Class 5A state championships in his final five seasons and a 79-1 record during that span.

In seven total seasons at Southlake Carroll (2000-06), Dodge went 98-11 and closed his tenure by winning 48 consecutive games. The Dragons were recognized as national champions three times — twice by *USA Today* (2004 and 2006) and once by PrepNation.com (2005). Dodge also drew individual accolades on a national scale. He was named the National High School Coach of the Year by Schutt Sports in 2004 and *USA Today* in 2005.

Dodge shaped no fewer than six winners of the Texas 5A Player of the Year award. His quarterback protégées included former Missouri star Chase Daniel, now of the New Orleans Saints, and Alabama's Greg McElroy, who led the Crimson Tide to the 2009 national title.

Overall, Dodge coached 22 players who went on to earn athletic scholarships at the NCAA Division I level.

Dodge is a former starting quarterback for the Texas Longhorns. Playing under UT coach Fred Akers from 1982-85, he threw

for 2,791 yards and 18 touchdowns during his career. His average of 32.6 yards per completion against Rice in 1985 (11 completions for 359 yards) remains a school record. Dodge threw a 96-yard touchdown pass in that game, which stands as the second-longest play (tied) in Texas history.

Following his 1987 graduation from UT, Dodge embarked on his coaching career, serving as an offensive coordinator on the high school level in Texas. After a two-year stint on the offensive staff at North Texas (1992-93), Dodge secured his first head coaching appointment at Cameron's C.H. Yoe High School in 1994. Many observers of Texas high school football readily credit Dodge for revolutionizing the way offensive football is played in the Lone Star state.

Dodge and his wife Elizabeth have two children, son Riley and daughter Molly. Riley was a two-time Texas 5A Player of the Year and now is a quarterback at McNeese State.

TODD DODGE BIO IN BRIEF

PERSONAL INFORMATION

Born: July 21, 1963

Hometown: Port Arthur, Texas

Alma Mater: Texas, 1987

Family: Dodge and his wife Elizabeth have two children, son Riley and daughter Molly.

COACHING EXPERIENCE

Collegiate

North Texas, 1992-93, quarterbacks & receivers; 2007-10, head coach.

Pittsburgh, 2011, quarterbacks.

High School

Rockwall (Texas), 1987, assistant coach.

McKinney (Texas), 1988-91, assistant coach.

Cameron Yoe (Texas), 1994-95, head coach.

Carrollton Newman Smith (Texas), 1996-97, head coach.

Keller Fossil Ridge (Texas), 1998-99, head coach.

Southlake Carroll (Texas), 2000-06, head coach.

TONY GIBSON

CORNERBACKS, RECRUITING COORDINATOR



Tony Gibson enters his first season as cornerbacks coach and recruiting coordinator at Pitt.

While he is new to Pittsburgh, Gibson is very familiar with Western Pennsylvania recruiting circles and the Big East Conference. He actively recruited the region while on the staffs at Michigan (2008-10) and Big East member West Virginia (2001-07) over the past decade.

Gibson served as the assistant head coach and defensive backs coach at Michigan the past three years. He added special teams coordinator to his duties in 2010. During his

time in Ann Arbor he oversaw the development of first team All-Big Ten cornerback Donovan Warren.

As defensive backs coach at West Virginia, Gibson produced eight All-Big East performers and had six of his players selected in the NFL Draft. His secondary standouts at WVU included first team All-American Adam Jones, who played with the Cincinnati Bengals this past season.

The Mountaineers won or shared four Big East titles during Gibson's time in Morgantown, capturing BCS bowl victories following the 2005 (Sugar Bowl) and 2007 (Fiesta Bowl) seasons. In addition to coaching defensive backs, he also coordinated West Virginia's recruiting efforts in 2007.

Gibson himself played defensive back at Glenville State, where under coach Rich Rodriguez he helped the team claim two West Virginia Intercollegiate Athletic Conference

(WVIAC) championships. He would go on to serve on Rodriguez's staffs at Glenville, WVU and Michigan.

After earning his bachelor's degree from Glenville State in 1994, Gibson was the head coach and interim athletic director at Gilmer County (W.Va.) High School. He then joined Rodriguez's staff at Glenville State as the defensive backs coach and also worked with the kickoff teams for the 1996 season.

In 1997 and '98, Gibson worked at Cumberland (Tenn.) University, coordinating the program's special teams and recruitment in addition to mentoring the team's defensive backs. His career then carried him to West Virginia Tech, where he spent two seasons as assistant head coach and defensive coordinator (1999-2000).

Gibson and his wife Kerry have two children: son Cody and daughter Ashton.

TONY GIBSON BIO IN BRIEF

PERSONAL INFORMATION

Born: October 12, 1972

Hometown: Van, W.Va.

Alma Mater: Glenville State, 1994

Family: Gibson and his wife Kerry have two children: son Cody and daughter Ashton.

COACHING EXPERIENCE

Collegiate

Glenville State (W.Va.), 1996, defensive backs.

Cumberland University (Tenn.), 1997-98, defensive backs, special teams coordinator, recruiting coordinator.

West Virginia Tech, 1999-2000, assistant head coach & defensive coordinator.

West Virginia, 2001-07, defensive backs; 2007, recruiting coordinator.

Michigan, 2008-10, assistant head coach & secondary; 2010, special teams coordinator.

Pittsburgh, 2011, cornerbacks & recruiting coordinator.

High School

Gilmer County (W.Va.), 1995, head coach.

SPENCER LEFTWICH

OFFENSIVE LINE



A veteran of more than 20 collegiate seasons coaching offensive lines, Spencer Leftwich begins his first year at Pitt.

Leftwich comes to Pittsburgh after

spending the 2010 season on Todd Graham's staff at Tulsa, where his offensive line helped the Golden Hurricane rank fifth nationally in total offense (505.62 yards/game).

The offensive front played a vital role in Tulsa's 10-3 campaign, capped by a 62-35 win over 24th-ranked Hawai'i in the Sheraton Hawai'i Bowl. The Golden Hurricane had a 3,600-yard passer and averaged more than 216 rushing yards per game.

The 2010 season marked Leftwich's second appointment at Tulsa as he previously coached its offensive line from 2003-06. During his initial stint, the Golden Hurricane advanced to three bowl games and claimed the 2005 Conference USA championship. In total, he produced eight all-conference performers in his five seasons at Tulsa.

From 2007-09 Leftwich worked at the University of North Texas, where he dramatically upgraded the performance of the Mean Green's offensive line.

The progress was most evident in UNT's protection of the passer. After ranking 110th nationally in sacks allowed in his first season, the Mean Green elevated to 10th nationally his final year, allowing just a single sack per game. That equated to one sack every 14 pass attempts in 2007 to a sack every 34 pass attempts in 2009.

That 2009 unit was also pivotal in the running game, opening holes for a rushing attack that produced 2,223 yards (185.3 yards/game) to

rank 28th nationally. North Texas set a school record with 4,904 yards in total offense in '09.

Before joining Tulsa in 2003, Leftwich had his first coaching stint at North Texas from 1994-2002. He had at least one UNT lineman earn all-conference honors in eight of his nine years.

Leftwich's other coaching stops include offensive line posts at New Mexico State (1992-93) and Stephen F. Austin (1989-91), his alma mater. SFA advanced to the NCAA Division I-AA championship game in 1989 and finished with a 12-2-1 record.

A 1988 graduate of Stephen F. Austin with a bachelor's degree in education, Leftwich was a three-year starter at offensive guard for the Lumberjacks and twice earned all-conference. He also owns a master's degree in physical education from East Texas State (1989).

Leftwich and his wife LaTonne have three sons: Mack Hays, Cutter and Gage.

SPENCER LEFTWICH BIO IN BRIEF

PERSONAL INFORMATION

Born: April 14, 1965

Hometown: Gainesville, Texas

Alma Mater: Stephen F. Austin, 1988

Family: Leftwich and his wife LaTonne have three sons: Mack Hays, Cutter and Gage.

COACHING EXPERIENCE

Collegiate

Stephen F. Austin, 1989-91, offensive line.

New Mexico State, 1992-93, offensive line.

North Texas, 1994-2002, offensive line.

Tulsa, 2003-06, offensive line.


North Texas, 2007-09, offensive line.

Tulsa, 2010, offensive line.

Pittsburgh, 2011, offensive line.

RANDALL McCRAY

SAFETIES, SPECIAL TEAMS COORDINATOR



Entering his 21st year in the collegiate coaching ranks, Randall McCray was named Pitt's safeties coach and special teams coordinator this past February.

McCray spent the 2010 season at Middle Tennessee State, where he was the defensive coordinator and linebackers coach. Prior to MTSU, he spent four years at Wisconsin (2006-09) and helped the Badgers to bowl berths each season.

In his lone season at Middle Tennessee State, McCray helped the Blue Raiders earn a berth in the GoDaddy.com Bowl. His defense ranked 10th nationally in tackles for loss (7.38 TFLs/game) and 17th in quarterback sacks (2.62 sacks/game) while featuring the Sun Belt Conference Defensive Player of the Year in end Jamari Lattimore. Among Sun Belt teams, MTSU yielded the lowest yards per rush and ranked second in pass efficiency defense.

At Wisconsin, McCray coached the defensive line (2006-07), outside linebackers (2008) and safeties (2009). He was the Badgers' recruiting coordinator his final two seasons in Madison.

Wisconsin went 38-14 during McCray's tenure, advancing to four consecutive bowl games. The 2006 Badgers featured one of the country's elite defenses en route to a 12-1 record and No. 5 ranking in the final *USA Today* coaches poll. Wisconsin limited opponents to just 12.1 points (second best nationally) and 253.1 yards (fifth best) per game that year. In 2009 the Badgers held every Big Ten opponent to less than 100 yards rushing, an unprecedented achievement in Wisconsin history.

Five of McCray's Wisconsin players were on NFL rosters this past season, including All-Big Ten defensive lineman Matt Shaughnessy, a member of the Oakland Raiders and 2009 Pro Football Writers' All-Rookie selection. Additionally, linebacker DeAndre Levy (Detroit Lions), defensive tackle Nick Hayden (Carolina Panthers), linebacker Jonathan Casillas (New Orleans Saints) and safety Chris Maragos (San Francisco 49ers) were in the professional ranks.

Prior to Wisconsin, McCray coached the defensive line and linebackers at Toledo from 2003-05. In his final season, McCray oversaw a defensive front that helped the Rockets to a 9-3 record, the Mid-American Conference West Division title and a 45-13 victory over UTEP in the GMAC Bowl. Toledo ranked 21st nationally in total defense that season (316.8 yards/game) and topped the MAC in four different defensive categories. McCray coached the linebackers at Toledo his initial two years, including the 2004 season when the Rockets captured the MAC championship with a 9-3 record.

McCray served as defensive coordinator and inside linebackers coach at Illinois State from 2000-02. He was promoted to assistant head coach his final season with the Redbirds. McCray oversaw the development of All-America linebacker Boomer Grigsby, who was a finalist for the 2002 Buck Buchanan Award, annually presented to the top defensive player on the Football Championship Subdivision level. Grigsby went on to NFL stints with the Kansas City Chiefs and Miami Dolphins.

McCray has also coached two other All-America performers at linebacker, Galen Scott at Illinois State in 2000 and Ronnie Merritt at Murray State in 1998.

McCray handled inside linebackers at Murray State (1997-99) and became the Racers' defensive coordinator in 1999. His additional coaching appointments include defensive ends at Bethune-Cookman (1996), quality control at Clemson (1995), defensive line at Tennessee-Chattanooga (1993-94) and graduate assistant at South Carolina (1991-92).

A two-year letterman as an outside linebacker and running back at Appalachian State, McCray was a member of the Mountaineers' 1987 Southern Conference championship team, as well as two teams that advanced to the NCAA Division I-AA playoffs.

McCray earned a bachelor's degree in communications from Appalachian State in 1991 and a master's degree in higher education from South Carolina. A native of Monroe, N.C., McCray and his wife Michelle have a son, Matt, and a daughter, Mallory.

RANDALL McCRAY BIO IN BRIEF

PERSONAL INFORMATION

Born: August 19, 1969

Hometown: Monroe, N.C.

Alma Mater: Appalachian State, 1991

Family: McCray and his wife Michelle have two children: son Matt and daughter Mallory.

COACHING EXPERIENCE

Collegiate

South Carolina, 1991-92, graduate assistant.

Tennessee-Chattanooga, 1993-94, defensive line.

Clemson, 1995, quality control.

Bethune-Cookman, 1996, defensive ends.

Murray State, 1997-99, inside linebackers; 1999, defensive coordinator.

Illinois State, 2000-02, defensive coordinator & inside linebackers; 2002, assistant head coach.

Toledo, 2003-04, linebackers; 2005, defensive line.

Wisconsin, 2006-07, defensive line; 2008, outside linebackers; 2009, safeties; 2008-09, recruiting coordinator.

Middle Tennessee State, 2010, defensive coordinator & linebackers.

Pittsburgh, 2011, safeties & special teams coordinator.

2011 PITT ALPHABETICAL ROSTER

23 Kevin Adams*.....OLB SO* 6-1 215 Nyack, NY/St. Joseph Regional (NJ)	70 Juantez Hollins.....OL SO* 6-5 290 Aliquippa, PA/Aliquippa	37 (D)Garrett Tonio.....PK SR* 5-10 185 Monaca, PA/Center
98 Chas Alecxih***.....DT SR* 6-5 280 Lancaster, PA/Penn Manor	20 Brandon Ifill.....DB FR* 6-1 190 Pittsburgh, PA/Penn Hills	53 Joe Trebitz**.....LB JR* 6-3 220 Boca Raton, FL/West Boca Raton
69 Kevin Barthelemy.....LS SO* 6-3 255 Moon Township, PA/Moon Area	2 Saheed Imortu*.....DB SR 5-10 190 Alief, TX/Alief Hastings/Navarro J.C.	75 Ryan Turnley**.....OL JR* 6-6 305 Hopewell, PA/Hopewell
37 Derrick Burns.....FB FR* 5-11 205 New Wilmington, PA/Wilmington Area	21 Buddy Jackson***.....DB SR* 6-1 180 Plantation, FL/Cypress Bay	15 (D)Steve Valenza.....DB FR* 6-0 175 Gibsonia, PA/Pine-Richland
94 Myles Caragein***.....DT SR* 6-2 290 Pittsburgh, PA/Keystone Oaks	54 Chris Jacobson**.....OL SR* 6-3 290 Pittsburgh, PA/Keystone Oaks	92 Justin Virbitsky*.....TE JR* 6-4 265 Jermyn, PA/Lakeland
80 Brendan Carozzoni.....TE FR* 6-4 220 Rocky River, OH/St. Ignatius	64 Shane Johnson.....OL FR* 6-5 295 Fort Washington, MD/DeMatha Catholic	6 Kevin Weatherspoon.....WR FR* 5-10 170 Clairton, PA/Clairton
88 Drew Carswell.....WR FR* 6-4 210 Pittsburgh, PA/Sto-Rox	78 Cory King.....OL SO* 6-6 315 Stoneboro, PA/Lakeview	47 Kris Wildman.....FB JR* 6-1 225 Warren, OH/Champion
90 T.J. Clemmings*.....DE SO 6-6 280 Teaneck, NJ/Paterson Catholic	49 (D)Adam Lazenga.....FB FR* 6-0 210 Bethel Park, PA/Bethel Park	49 Eric Williams.....OLB FR* 6-3 215 Yardley, PA/Pennsbury
85 Mike Cruz**.....TE JR* 6-5 255 Johnstown, PA/Bishop McCort	35 Brandon Lindsey***.....OLB SR* 6-2 250 Aliquippa, PA/Aliquippa	38 Greg Williams***.....OLB SR* 6-3 240 Naples, FL/Barron Collier
1 (D) Jeremiah Davis*.....DB JR* 5-10 175 Toledo, OH/Toledo Technology Academy	72 Jack Lippert*.....OL SO* 6-4 275 Harrisburg, PA/Central Dauphin	24 K'Waun Williams*.....DB SO 5-10 175 Paterson, NJ/St. Joseph Regional
81 Brock DeCicco*.....TE SO* 6-5 240 Jefferson Hills, PA/Thomas Jefferson	17 (D) Joseph Lopez.....DB FR* 5-9 170 Upper Saddle River, NJ/Don Bosco Prep	36 Manny Williams*.....LB JR* 6-1 225 Clairton, PA/Clairton
21 (D) Jake Delmonico.....WR SO* 5-10 185 Beaver Falls, PA/Blackhawk	40 Dan Mason*.....LB SO* 6-0 235 Pittsburgh, PA/Penn Hills	17 Salath Williams.....WR FR* 6-3 200 Harrisburg, PA/Bishop McDevitt
77 Zenel Demhasaj.....OL JR 6-7 320 Brooklyn, N.Y./New Utrecht H.S./Nassau C.C.	48 Chris Mike*.....FB JR* 6-1 240 West Haven, CT/West Haven	90 (D)Chris Yankoski.....PK SR* 5-10 190 Pittsburgh, PA/Plum
56 Arthur Doakes.....OL FR* 6-6 325 Lebanon, PA/Lebanon	3 (D) Randy Morris.....RB FR 5-11 180 Cranberry Township, PA/Seneca Valley	92 (D)Matt Yoklic.....P SO* 6-4 210 Gibsonia, PA/Pine-Richland
59 Aaron Donald*.....DT SO 6-0 270 Pittsburgh, PA/Penn Hills	95 Khaynin Mosley-Smith.....DT FR 6-0 290 Pittsburgh, Pa/Woodland Hills/Milford Academy (N.Y.)	36 (D)Brett Zuck.....WR FR* 6-1 180 Shipperville, PA/Keystone
50 Tyrone Ezell*.....DT SO* 6-4 285 Munhall, PA/Steel Valley	93 Bryan Murphy*.....OLB SO 6-3 245 Washingtonville, NY/Don Bosco Prep (NJ)	
34 Carl Fleming.....LB SO* 6-1 220 Reisterstown, MD/Franklin Senior	11 Mark Myers.....QB FR* 6-4 225 Cleveland, OH/St. Ignatius	
60 Greg Gaskins**.....OL SR* 6-4 285 York, PA/William Penn	52 Lucas Nix***.....OL SR 6-6 305 Jefferson Hills, PA/Thomas Jefferson	
68 Jordan Gibbs**.....OL SR* 6-7 305 Lancaster, PA/Penn Manor	29 Phil Peckich.....DB FR* 5-10 180 McKees Rocks, PA/Montour	
7 Todd Gilchrist.....DB SR* 5-11 195 Harrisburg, PA/Central Dauphin	11 (D) Marco Pecora**.....DB JR* 5-11 205 Johnstown, PA/Richland	
43 Mark Giubilato.....OLB FR* 6-2 225 Newtown Square, PA/St. Joseph's /Milford Acad. (NY)	3 Emanuel Rackard*.....OLB SO* 6-0 210 Belle Glade, FL/Glades Central	
8 Anthony Gonzalez.....QB FR* 6-3 215 Bethlehem, PA/Liberty	22 Antwuan Reed***.....DB SR 5-10 185 Johnstown, PA/Greater Johnstown	
58 Shane Gordon*.....LB SO* 6-1 230 Fort Lauderdale, FL/Cypress Bay	32 Tristan Roberts**.....LB SR* 6-1 235 Perkasie, PA/Pennridge	
83 Hubie Graham.....TE JR* 6-4 230 Scranton, PA/West Scranton	74 Matt Rotheram.....OL FR* 6-6 300 North Olmsted, OH/North Olmsted	
1 Ray Graham**.....RB JR 5-9 195 Elizabeth, NJ/Elizabeth	63 Brandon Sacco.....OL FR* 6-3 255 Long Valley, NJ/Don Bosco Prep	
16 Kolby Gray*.....QB SO* 6-2 195 Houston, TX/Cypress Falls	5 Cameron Saddler**.....WR JR* 5-7 170 Monroeville, PA/Gateway	
10 Drake Greer.....P FR* 6-4 200 Pittsburgh, PA/Bishop Canevin	76 Ryan Schlieper.....OL SO* 6-5 300 Wexford, PA/North Allegheny	
55 Max Gruder***.....LB SR* 6-2 230 Charlotte, NC/Charlotte Country Day School	86 Dan Schneider.....TE FR* 6-4 240 Avon Lake, OH/Avon Lake	
46 Shayne Hale*.....DE JR* 6-4 250 Monroeville, PA/Gateway	87 Mike Shanahan**.....WR JR* 6-5 220 North Huntingdon, PA/Norwin	
96 Justin Hargrove**.....DE SR* 6-4 270 Pittsburgh, PA/Baldwin	15 Devin Street*.....WR SO* 6-4 190 Bethlehem, PA/Liberty	
39 Kevin Harper**.....PK JR* 5-10 180 Mentor, OH/Mentor	12 Tino Sunseri**.....QB JR* 6-2 210 Pittsburgh, PA/Pittsburgh Central Catholic	
26 Aaron Hassett.....P JR* 5-11 190 Moon Township, PA/Moon Area	41 Andrew Taglianetti**.....DB JR* 5-11 190 Bridgeville, PA/Pittsburgh Central Catholic	
25 Jason Hendricks*.....DB SO* 6-0 180 Brooklyn, NY/Hudson Catholic (NJ)	4 Todd Thomas.....DB FR* 6-2 210 Beaver Falls, PA/Beaver Falls/Milford Academy (NY)	
18 Jarred Holley**.....DB JR* 5-10 180 Easton, PA/Easton Area	84 Ed Tinker*.....WR SO* 6-2 200 Pittsburgh, PA/Brashear/North Carolina Tech	

* following class denotes redshirt season
* following name denotes letters earned
(D) denotes duplicate number



2011 PITT NUMERICAL ROSTER

1	Ray Graham**.....RB	JR	5-9	195	Elizabeth, NJ/Elizabeth
1 (D)	Jeremiah Davis*.....DB	JR*	5-10	175	Toledo, OH/Toledo Technology Academy
2	Saheed Imoru*.....DB	SR	5-10	190	Alief, TX/Alief Hastings/Navarro J.C.
3	Emanuel Rackard*.....OLB	SO*	6-0	210	Belle Glade, FL/Glades Central
3 (D)	Randy Morris.....RB	FR	5-11	180	Cranberry Township, PA/Seneca Valley
4	Todd Thomas.....DB	FR*	6-2	210	Beaver Falls, PA/Beaver Falls/Milford Academy (NY)
5	Cameron Saddler**...WR	JR*	5-7	170	Monroeville, PA/Gateway
6	Kevin Weatherspoon..WR	FR*	5-10	170	Clairton, PA/Clairton
7	Todd Gilcrist.....DB	SR*	5-11	195	Harrisburg, PA/Central Dauphin
8	Anthony Gonzalez.....QB	FR*	6-3	215	Bethlehem, PA/Liberty
10	Drake Greer.....P	FR*	6-4	200	Pittsburgh, PA/Bishop Canevin
11	Mark Myers.....QB	FR*	6-4	225	Cleveland, OH/St. Ignatius
11 (D)	Marco Pecora**.....DB	JR*	5-11	205	Johnstown, PA/Richland
12	Tino Sunseri**.....QB	JR*	6-2	210	Pittsburgh, PA/Pittsburgh Central Catholic
15	Devin Street*.....WR	SO*	6-4	190	Bethlehem, PA/Liberty
15 (D)	Steve Valenza.....DB	FR*	6-0	175	Gibsonia, PA/Pine-Richland
16	Kolby Gray*.....QB	SO*	6-2	195	Houston, TX/Cypress Falls
17	Salath Williams.....WR	FR*	6-3	200	Harrisburg, PA/Bishop McDevitt
17 (D)	Joseph Lopez.....DB	FR*	5-9	170	Upper Saddle River, NJ/Don Bosco Prep
18	Jarred Holley**.....DB	JR*	5-10	180	Easton, PA/Easton Area
20	Brandon Ifill.....DB	FR*	6-1	190	Pittsburgh, PA/Penn Hills
21	Buddy Jackson***.....DB	SR*	6-1	180	Plantation, FL/Cypress Bay
21 (D)	Jake Delmonico.....WR	SO*	5-10	185	Beaver Falls, PA/Blackhawk
22	Antwuan Reed***.....DB	SR	5-10	185	Johnstown, PA/Greater Johnstown
23	Kevin Adams*.....OLB	SO*	6-1	215	Nyack, NY/St. Joseph Regional (NJ)
24	K'Waun Williams*.....DB	SO	5-10	175	Paterson, NJ/St. Joseph Regional
25	Jason Hendricks*.....DB	SO*	6-0	180	Brooklyn, NY/Hudson Catholic (NJ)
26	Aaron Hassett.....P	JR*	5-11	190	Moon Township, PA/Moon Area
29	Phil Peckich.....DB	FR*	5-10	180	McKees Rocks, PA/Montour
32	Tristan Roberts**.....LB	SR*	6-1	235	Perkasie, PA/Pennridge
34	Carl Fleming.....LB	SO*	6-1	220	Reisterstown, MD/Franklin Senior
35	Brandon Lindsey***.OLB	SR*	6-2	250	Aliquippa, PA/Aliquippa
36	Manny Williams*.....LB	JR*	6-1	225	Clairton, PA/Clairton
36 (D)	Brett Zuck.....WR	FR*	6-1	180	Shippenville, PA/Keystone
37	Derrick Burns.....FB	FR*	5-11	205	New Wilmington, PA/Wilmington Area
37 (D)	Garrett Tonio.....PK	SR*	5-10	185	Monaca, PA/Center
38	Greg Williams***.....OLB	SR*	6-3	240	Naples, FL/Barron Collier
39	Kevin Harper**.....PK	JR*	5-10	180	Mentor, OH/Mentor
40	Dan Mason*.....LB	SO*	6-0	235	Pittsburgh, PA/Penn Hills
41	Andrew Taglianetti**DB	JR*	5-11	190	Bridgeville, PA/Pittsburgh Central Catholic
43	Mark Giubilato.....OLB	FR*	6-2	225	Newtown Square, PA/St. Joseph's/Milford Acad. (NY)
46	Shayne Hale*.....DE	JR*	6-4	250	Monroeville, PA/Gateway
47	Kris Wildman.....FB	JR*	6-1	225	Warren, OH/Champion
48	Chris Mike*.....FB	JR*	6-1	240	West Haven, CT/West Haven
49	Eric Williams.....OLB	FR*	6-3	215	Yardley, PA/Pennsbury
49 (D)	Adam Lazenga.....FB	FR*	6-0	210	Bethel Park, PA/Bethel Park
50	Tyrone Ezell*.....DT	SO*	6-4	285	Munhall, PA/Steel Valley
52	Lucas Nix***.....OL	SR	6-6	305	Jefferson Hills, PA/Thomas Jefferson
53	Joe Trebitz**.....LB	JR*	6-3	220	Boca Raton, FL/West Boca Raton
54	Chris Jacobson**.....OL	SR*	6-3	290	Pittsburgh, PA/Keystone Oaks
55	Max Gruder***.....LB	SR*	6-2	230	Charlotte, NC/Charlotte Country Day School
56	Arthur Doakes.....OL	FR*	6-6	325	Lebanon, PA/Lebanon
58	Shane Gordon*.....LB	SO*	6-1	230	Fort Lauderdale, FL/Cypress Bay
59	Aaron Donald*.....DT	SO	6-0	270	Pittsburgh, PA/Penn Hills
60	Greg Gaskins**.....OL	SR*	6-4	285	York, PA/William Penn
63	Brandon Sacco.....OL	FR*	6-3	255	Long Valley, NJ/Don Bosco Prep
64	Shane Johnson.....OL	FR*	6-5	295	Fort Washington, MD/DeMatha Catholic
68	Jordan Gibbs**.....OL	SR*	6-7	305	Lancaster, PA/Penn Manor
69	Kevin Barthelemy.....LS	SO*	6-3	255	Moon Township, PA/Moon Area
70	Juantez Hollins.....OL	SO*	6-5	290	Aliquippa, PA/Aliquippa
72	Jack Lippert*.....OL	SO*	6-4	275	Harrisburg, PA/Central Dauphin
74	Matt Rotheram.....OL	FR*	6-6	300	North Olmsted, OH/North Olmsted
75	Ryan Turnley**.....OL	JR*	6-6	305	Hopewell, PA/Hopewell
76	Ryan Schlieper.....OL	SO*	6-5	300	Wexford, PA/North Allegheny
77	Zenel Demhasaj.....OL	JR	6-7	320	Brooklyn, N.Y./New Utrecht H.S./Nassau C.C.
78	Cory King.....OL	SO*	6-6	315	Stoneboro, PA/Lakeview
80	Brendan Carozzoni....TE	FR*	6-4	220	Rocky River, OH/St. Ignatius
81	Brock DeCicco*.....TE	SO*	6-5	240	Jefferson Hills, PA/Thomas Jefferson
83	Hubie Graham.....TE	JR*	6-4	230	Scranton, PA/West Scranton
84	Ed Tinker*.....WR	SO*	6-2	200	Pittsburgh, PA/Brashear/North Carolina Tech
85	Mike Cruz**.....TE	JR*	6-5	255	Johnstown, PA/Bishop McCort
86	Dan Schneider.....TE	FR*	6-4	240	Avon Lake, OH/Avon Lake
87	Mike Shanahan**.....WR	JR*	6-5	220	North Huntingdon, PA/Norwin
88	Drew Carswell.....WR	FR*	6-4	210	Pittsburgh, PA/Sto-Rox
90	T.J. Clemmings*.....DE	SO	6-6	280	Teaneck, NJ/Paterson Catholic
90 (D)	Chris Yankoski.....PK	SR*	5-10	190	Pittsburgh, PA/Plum
92	Justin Virbitsky*.....TE	JR*	6-4	265	Jermyn, PA/Lakeland
92 (D)	Matt Yoklic.....P	SO*	6-4	210	Gibsonia, PA/Pine-Richland
93	Bryan Murphy*.....OLB	SO	6-3	245	Washingtonville, NY/Don Bosco Prep (NJ)
94	Myles Caragein***....DT	SR*	6-2	290	Pittsburgh, PA/Keystone Oaks
95	Khaynin Mosley-Smith..DT	FR	6-0	290	Pittsburgh, Pa./Woodland Hills/Milford Academy (N.Y.)
96	Justin Hargrove**.....DE	SR*	6-4	270	Pittsburgh, PA/Baldwin
98	Chas Alexcixh***.....DT	SR*	6-5	280	Lancaster, PA/Penn Manor

* following class denotes redshirt season
 * following name denotes letters earned
 (D) denotes duplicate number



Kevin Adams*
Outside Linebacker
6-1 • 215 • SO*
Nyack, N.Y.

23

Played in 11 games last year, primarily in special teams capacities...had eight tackles. **Career Highs:** *Tackles:* 3 vs. New Hampshire (9/11/10)

Adams' Career Statistics

Defense	G/GS	Sacks	FR	PBU	Int.	UT	AT	TFL	TOT
2010	11/0	0.0	0	0	0	6	2	0-0	8



Chas Alecxih***
Defensive Tackle
6-5 • 280 • SR*
Lancaster, Pa.

98

Started all 13 games at defensive tackle...had 57 tackles, 9.0 TFLs and 7.5 sacks...had career-high eight tackles in three different games, including Cincinnati, Connecticut and West Virginia...had career-high three sacks vs. New Hampshire...had two sacks against West Virginia. **Career Highs:** *Tackles:* 8 three times, most recent vs. Cincinnati (12/4/10); *Sacks:* 3 vs. New Hampshire (9/11/10)

Alecxih's Career Statistics

Defense	G/GS	Sacks	FR	PBU	Int.	UT	AT	TFL	TOT
2008	4/0	0.0	0	0	0	1	0	0-0	1
2009	12/0	4.0	0	0	0	8	4	5.0-27	12
2010	13/13	7.5	0	3	0	28	29	9.0-58	57
TOTAL	29/13	11.5	0	3	0	37	33	14.0-85	70



Myles Caragein***
Defensive Tackle
6-2 • 290 • SR*
Pittsburgh, Pa.

94

Starter at nose tackle in 12 games...missed BBVA Compass Bowl vs. Kentucky due to a left knee injury sustained in the Cincinnati game...compiled 30 tackles, 4.5 TFLs, 2.0 sacks, one fumble recovery and a forced fumble...had season-high six tackles at USF, matching his career best, and added 1.5 TFLs with an eight-yard sack vs. the Bulls...against Louisville, returned fumble (forced by Jabaal Sheard) 56 yards to the UL 5, setting up the game-clinching TD...forced a fumble on a Cincinnati screen pass (recovered by Max Gruder) to halt a drive at the Pitt 27...the Panthers responded with a 73-yard TD drive for a 7-0 lead...had seven-yard sack vs. Rutgers. **Career Highs:** *Tackles:* 6 vs. Navy (9/19/09) and USF (11/20/10); *Sacks:* 1 seven times, most recent vs. USF (11/20/10)

Caragein's Career Statistics

Defense	G/GS	Sacks	FR	PBU	Int.	UT	AT	TFL	TOT
2008	12/0	0.0	0	0	0	3	6	0.5-1	9
2009	13/1	5.0	1	1	0	19	16	7.5-26	35
2010	12/12	2.0	1	1	0	22	8	4.5-21	30
TOTAL	37/13	7.0	2	2	0	44	30	12.5-48	74



T.J. Clemmings*
Defensive End
6-6 • 280 • SO
Teaneck, N.J.

90

Lettered as a true freshman, playing in eight games as a reserve defensive end...had three tackles and one TFL on the year...had season-high two stops at Notre Dame...had a three-yard TFL at Syracuse. **Career Highs:** *Tackles:* 2 vs. Notre Dame (10/9/10); *Sacks:* 0

Clemmings' Career Statistics

Defense	G/GS	Sacks	FR	PBU	Int.	UT	AT	TFL	TOT
2010	8/0	0.0	0	0	0	2	1	1.0-3	3



Mike Cruz**
Tight End
6-5 • 255 • JR*
Johnstown, Pa.

85

Played in all 13 games, starting 12...had 19 catches for 213 yards (11.2 avg.) and two TDs...twice had a season-high three receptions (Utah and West Virginia)...had season-high 32 receiving yards at Syracuse (on two catches)...had two catches vs. Rutgers, both going for TDs (11 and three yards)...named the John Mackey Tight End of the Week for his Rutgers performance. **Career Highs:** *Receptions:* 3 vs. Utah (9/2/10) and West Virginia (11/26/10); *Receiving Yards:* 32 vs. Syracuse (10/16/10); *Receiving TDs:* 2 vs. Rutgers (10/23/10)

Cruz's Career Statistics

Receiving	G/GS	Rec.	Yards	Avg.	Long	TDs	Pts.
2009	11/1	1	2	2.0	2	1	6
2010	13/12	19	213	11.2	26	2	12
TOTAL	24/13	20	215	10.8	26	3	18

• Cruz Game by Game

2010 Season

Game	Rec.	Yds.	TDs
@Utah	3	21	0
New Hampshire	0	0	0
Miami	0	0	0
FIU	1	10	0
@Notre Dame	0	0	0
@Syracuse	2	32	0
Rutgers	2	14	2
Louisville	2	28	0
@Connecticut	2	19	0
@USF	1	22	0
West Virginia	3	18	0
@Cincinnati	1	25	0
vs. Kentucky	2	24	0



Brock DeCicco*

Tight End
6-5 • 240 • SO*
Jefferson Hills, Pa.

81

Played in 13 games, starting three...had two catches on the season with both going for touchdowns (totaling 19 yards)...had a six-yard touchdown at Syracuse and a 13-yard TD vs. Kentucky in the BBVA Compass Bowl. **Career Highs:** *Receptions:* 1 vs. Syracuse (10/16/10) and Kentucky (1/8/11, BBVA Compass Bowl); *Receiving Yards:* 13 vs. Kentucky (1/8/11, BBVA Compass Bowl); *Receiving TDs:* 1 vs. Syracuse (10/16/10) and Kentucky (1/8/11, BBVA Compass Bowl)

DeCicco's Career Statistics

Receiving	G/GS	Rec.	Yards	Avg.	Long	TDs	Pts.
2010	13/3	2	19	9.5	13	2	12

• DeCicco Game by Game

2010 Season

Game	Rec.	Yds.	TDs
@Utah	0	0	0
New Hampshire	0	0	0
Miami	0	0	0
FIU	0	0	0
@Notre Dame	0	0	0
@Syracuse	1	6	1
Rutgers	0	0	0
Louisville	0	0	0
@Connecticut	0	0	0
@USF	0	0	0
West Virginia	0	0	0
@Cincinnati	0	0	0
vs. Kentucky	1	13	1



Aaron Donald*

Defensive Tackle
6-0 • 270 • SO
Pittsburgh, Pa.

59

Played in all 13 games as a true frosh reserve defensive tackle...had 11 tackles, 3.0 TFLs and 2.0 sacks on the year...had a season-high three stops at Syracuse...had his first career sack vs. Louisville for an eight-yard loss...had a nine-yard sack vs. Kentucky in the BBVA Compass Bowl. **Career Highs:** *Tackles:* 3 vs. Syracuse (10/16/10); *Sacks:* 1 vs. Louisville (10/30/10) and Kentucky (1/8/11, BBVA Compass Bowl)

Donald's Career Statistics

Defense	G/GS	Sacks	FR	PBU	Int.	UT	AT	TFL	TOT
2010	13/0	2.0	0	2	0	8	3	3.0-18	11



Tyrone Ezell*

Defensive Tackle
6-4 • 285 • SO*
Munhall, Pa.

50

Played in seven games as a reserve defensive tackle...had four tackles on the season...had a sack assist against Rutgers. **Career Highs:** *Tackles:* 1 four times, most recent vs. Louisville (10/30/10); *Sacks:* 0.5 vs. Rutgers (10/23/10)

Ezell's Career Statistics

Defense	G/GS	Sacks	FR	PBU	Int.	UT	AT	TFL	TOT
2010	7/0	0.5	0	0	0	2	2	0.5-3	4



Greg Gaskins**

Offensive Lineman
6-4 • 285 • SR*
York, Pa.

60

Played in 12 games, starting four at right guard...started the season's initial three games and the Nov. 26 West Virginia contest.



Jordan Gibbs**

Offensive Lineman
6-7 • 305 • SR*
Lancaster, Pa.

68

Played in all 13 games, starting 10...made first career start against FIU (Oct. 2) when he stepped into lineup at right tackle...started the final 10 contests of the season.



Shane Gordon*

Linebacker
6-1 • 230 • SO*
Fort Lauderdale, Fla.

58

Played in all 13 games, contributing on special teams and as a reserve linebacker...made one start at Sam linebacker against Syracuse...had seven tackles on the year. **Career Highs:** *Tackles:* 1 seven times, most recent vs. Kentucky (1/8/11, BBVA Compass Bowl)

Gordon's Career Statistics

Defense	G/GS	Sacks	FR	PBU	Int.	UT	AT	TFL	TOT
2010	13/1	0.0	0	0	0	5	2	0-0	7



Ray Graham**

Running Back
5-9 • 195 • JR
Elizabeth, N.J.

1

Played in 12 games, starting two...rushed for 922 yards and eight touchdowns on 148 carries (6.2 avg.)...had 24 receptions for 213 yards (8.9 avg.) and two TDs...averaged 21.8 yards on 23 kick returns (501 total yards)...ranked third in the Big East in all-purpose yards (136.3 avg.)...had TD runs of 64 (New Hampshire) and 79 yards (FIU)...in first career start rushed for 277 yards and three TDs on 29 carries (9.6 avg.) vs. FIU...rushing yardage was the second highest in school history, trailing only Tony Dorsett's 303-yard performance against Notre Dame in 1975...totaled 374 all-purpose yards (78 yards on two kick returns and 19 yards on three receptions) vs. FIU, the most by an FBS player in 2010...his rush yards vs. FIU were the sixth most on the FBS level last year...named Big East Offensive Player of the Week for his FIU performance...made 2010 debut vs. New Hampshire and had 115 yards on nine carries (12.8 avg.) with two TDs...missed opener at Utah due to preseason knee sprain (left) and played sparingly in final regular-season game at Cincinnati due to back spasms. **Career Highs:** *Rushing Yards:* 277 vs. FIU (10/2/10); *Rushing Attempts:* 29 vs. FIU (10/2/10); *Rushing TDs:* 3 vs. FIU (10/2/10); *Receptions:* 3 six times, most recent vs. West Virginia (11/26/10); *Receiving Yards:* 41 vs. Miami (9/23/10); *Receiving TDs:* 1 vs. Syracuse (10/16/10) and USF (11/20/10); *Kick Return Yards:* 98 vs. Rutgers (10/16/09); *Kick Returns:* 4 vs. Connecticut (11/11/10) and West Virginia (11/26/10); *Kick Return TDs:* 0

Graham's Career Statistics

Rushing	G/GS	Att.	Yards	Avg.	Long	TDs	Pts.
2009	13/0	61	349	5.7	53	4	24
2010	12/2	148	922	6.2	79	8	48
TOTAL	25/2	209	1,271	6.1	79	12	72

Receiving	G/GS	Rec.	Yards	Avg.	Long	TDs	Pts.
2009	13/0	8	46	5.8	14	0	0
2010	12/2	24	213	8.9	33	2	12
TOTAL	25/2	32	259	8.1	33	2	12

Kickoff Returns	KO Ret.	Yards	Avg.	Long	TDs	Pts.
2009	15	337	22.5	54	0	0
2010	23	501	21.8	54	0	0
TOTAL	38	838	22.1	54	0	0

Graham Game by Game

2010 Season

Game	Att.	Yds.	TDs	Rec.	Yds.	TDs
@Utah	DNP					
New Hampshire	9	115	2	3	32	0
Miami	14	100	0	3	41	0
FIU	29	277	3	3	19	0
@Notre Dame	8	44	0	2	19	0
@Syracuse	11	53	0	3	22	1
Rutgers	14	56	1	1	17	0
Louisville	9	40	1	1	0	0
@Connecticut	16	75	1	1	9	0
@USF	10	44	0	3	9	1
West Virginia	10	21	0	3	31	0
Cincinnati	1	7	0	0	0	0
vs. Kentucky	17	90	0	1	14	0

Game	Kick Rtn.	Yds.	TDs
@Utah	DNP		
New Hampshire	0	0	0
Miami	2	47	0
FIU	2	78	0
@Notre Dame	3	56	0
@Syracuse	0	0	0
Rutgers	2	48	0
Louisville	2	49	0
@Connecticut	4	74	0
@USF	1	30	0
West Virginia	4	77	0
Cincinnati	0	0	0
vs. Kentucky	3	42	0



Kolby Gray*

Quarterback
6-2 • 195 • SO*
Houston, Texas

16

Will return to quarterback this spring after lettering as a reserve safety and on special teams last year...joined Pitt as a QB prospect in 2009 before moving to the secondary during 2010 spring drills...played in 12 games last year and had 10 tackles...snuffed out a Kentucky fake punt in the BBVA Compass Bowl, throwing the UK punter for a 12-yard loss...Pitt converted the short field into a 35-yard TD drive and commanding 20-3 lead in the third period... had a career-high four tackles vs. New Hampshire. **Career Highs:** *Tackles:* 4 vs. New Hampshire (9/11/10); *Sacks:* 1 vs. Kentucky (1/8/11, BBVA Compass Bowl)

Gray's Career Statistics

Defense	G/GS	Sacks	FR	PBU	Int.	UT	AT	TFL	TOT
2010	12/0	1.0	0	0	0	7	3	1.0-12	10



Max Gruder***


Linebacker
6-2 • 230 • SR*
Charlotte, N.C.

55

Started all 13 games, including the final 11 at middle linebacker last year... took over the MLB role full-time following the season-ending injury to Dan Mason in the Sept. 23 Miami game (Gruder started the initial two games at Sam LB)...had 84 tackles, one TFL assist, two fumble recoveries, one forced fumble and one interception...had career-high 13 tackles at Notre Dame... had 11 tackles at Connecticut...had a fumble recovery and an interception in the opening quarter at Cincinnati...the Panthers converted both turnovers into touchdowns and a 14-0 lead...recovered a fumble on Rutgers' opening drive of third quarter (forced by Jarred Holley) at the Scarlet Knights' 43 that Pitt parlayed into a TD and 21-14 lead it would not relinquish. **Career Highs:** *Tackles:* 13 vs. Notre Dame (10/9/10); *Sacks:* 0.5 vs. Connecticut (10/10/09); *Interceptions:* 1 vs. Cincinnati (12/4/10)

Gruder's Career Statistics

Defense	G/GS	Sacks	FR	PBU	Int.	UT	AT	TFL	TOT
2008	13/0	0.0	0	0	0	2	3	0-0	5
2009	13/13	0.5	1	4	0	56	35	4.5-22	91
2010	13/13	0.0	2	3	1	43	41	0.5-2	84
TOTAL	39/26	0.5	3	7	1	101	79	5.0-24	180



Shayne Hale*

Defensive End
6-4 • 250 • JR*
Monroeville, Pa.

46

Returning letterman who has played in nine games the past two seasons as a reserve. **Career Highs:** *Tackles:* 1 three times, most recent vs. Syracuse (11/7/09)

Hale's Career Statistics

Defense	G/GS	Sacks	FR	PBU	Int.	UT	AT	TFL	TOT
2009	7/0	0.0	0	0	0	2	1	0-0	3
2010	2/0	0.0	0	0	0	0	0	0-0	0
TOTAL	9/0	0.0	0	0	0	2	1	0-0	3



Justin Hargrove**

Defensive End
6-4 • 270 • SR*
Pittsburgh, Pa.

96

Played in 10 games, making one start...starting assignment came in the BBVA Compass Bowl vs. Kentucky...had 11 tackles on the year...had a career-high four tackles against FIU...had three stops and a sack vs. Kentucky. **Career Highs:** *Tackles:* 4 vs. FIU (10/2/10); *Sacks:* 1 vs. Kentucky (1/8/11, BBVA Compass Bowl)

Hargrove's Career Statistics

Defense	G/GS	Sacks	FR	PBU	Int.	UT	AT	TFL	TOT
2008	5/0	0.0	0	0	0	0	1	0-0	1
2009	2/0	0.0	0	0	0	0	0	0-0	0
2010	10/1	1.0	0	2	0	7	4	1.0-1	11
TOTAL	17/1	1.0	0	2	0	7	5	1.0-1	12



Kevin Harper**

Placekicker
5-10 • 180 • JR*
Mentor, Ohio

39

Played in all 13 games as Pitt's kickoff specialist last year...will vie for starting placekicking assignment this year...averaged 65.9 yards on 70 kickoffs (11 touchbacks) in 2010...did not attempt a field goal last year...lone career field goal attempt was a 51-yard miss against Syracuse in 2009.



Jason Hendricks*

Defensive Back
6-0 • 180 • SO*
Brooklyn, N.Y.

25

Gained significant role at safety last year in his first active season...played in all 13 games, making five starts at strong safety...had 42 tackles, three pass breakups and one fumble recovery on the year...had a career-high six stops vs. Utah and FIU...had five tackles vs. Louisville and New Hampshire...helped stop a Syracuse scoring drive by recovering a fumble at the Pitt 22 (forced by Dom DeCicco). **Career Highs:** *Tackles:* 6 vs. Utah (9/2/10) and FIU (10/2/10); *Interceptions:* 0

Hendricks' Career Statistics

Defense	G/GS	Sacks	FR	PBU	Int.	UT	AT	TFL	TOT
2010	13/5	0.0	1	3	0	23	19	1.0-2	42



Jarred Holley**

Defensive Back
5-10 • 180 • JR*
Easton, Pa.

18

Was a second-team All-Big East honoree at free safety last year...started all 13 games and collected 54 tackles, five interceptions, three PBUs and one forced fumble...ranked third in the Big East (tied) and 22nd nationally with an average of 0.38 interceptions per game...matched career high with nine tackles vs. Rutgers...forced a fumble on Rutgers' opening drive of third quarter (recovered by Max Gruder at Scarlet Knights' 43) that Pitt parlayed into a TD and 21-14 lead it would not relinquish...had eight tackles vs. West Virginia...intercepted a Utah pass in the end zone in the closing minutes of the second quarter to turn back a drive that reached the Pitt 7...had six tackles, an acrobatic INT and two PBUs vs. Miami...had five tackles and an interception vs. Syracuse...INT came at the Pitt 28 to halt an Orange drive...on the initial play from scrimmage, intercepted a Connecticut pass at the Huskies' 48, which Pitt parlayed into a TD and 7-0 lead. **Career Highs:** *Tackles:* 9 vs. Syracuse (11/7/09) and Rutgers (10/23/10); *Interceptions:* 1 eight times, most recent vs. Connecticut (11/11/10)

Holley's Career Statistics

Defense	G/GS	Sacks	FR	PBU	Int.	UT	AT	TFL	TOT
2009	13/8	0.0	1	3	3	31	17	0-0	48
2010	13/13	0.0	0	3	5	40	14	1.0-2	54
TOTAL	26/21	0.0	1	6	8	71	31	1.0-2	102



Saheed Imoru*

Defensive Back
5-10 • 190 • SR
Alief, Texas

2

Played in 11 games, largely in special teams capacities, to earn his first letter...had three tackles. **Career Highs:** *Tackles:* 1 three times, most recent vs. Notre Dame (10/9/10)



Buddy Jackson***

Defensive Back
6-1 • 180 • SR*
Plantation, Fla.

21

Played in all 13 games, serving on the kick coverage units and as a reserve cornerback...had 11 tackles and a fumble recovery on the year...had a career-high four tackles against Syracuse...recovered a fumble on the punt coverage unit at Utah, giving Pitt possession at the Utes' 28...the Panthers converted the turnover into a touchdown and 7-0 lead five plays later. **Career Highs:** *Tackles:* 4 vs. Syracuse (10/16/10); *Interceptions:* 0

Jackson's Career Statistics

Defense	G/GS	Sacks	FR	PBU	Int.	UT	AT	TFL	TOT
2008	5/0	0.0	0	0	0	0	0	0-0	0
2009	9/0	0.0	0	2	0	5	3	0-0	8
2010	13/0	0.0	1	0	0	8	3	0-0	11
TOTAL	27/0	0.0	1	2	0	13	6	0-0	19



Chris Jacobson**

Offensive Lineman
6-3 • 290 • SR*
Pittsburgh, Pa.

54

Started all 13 games at left guard...has an active streak of 14 consecutive starts dating back to the 2009 Meineke Car Care Bowl vs. North Carolina (12/26/09), which marked his first career start.



Brandon Lindsey***

Outside Linebacker
6-2 • 250 • SR*
Aliquippa, Pa.

35

Slated to transition to the "Panther" position, a hybrid defensive end and linebacker...last year as a defensive end in the 4-3 scheme, earned second team All-Big East...led the Big East in tackles for loss (1.38 TFLs/game) and ranked second in sacks (0.77 sacks/game)...nationally, Lindsey ranked 16th in sacks (tied) and 16th in tackles for loss...on the season he totaled 51 tackles, 17.5 TFLs, 10 sacks and three forced fumbles...stepped into prominent role at DE with injured status of Greg Romeus...had six tackles (matching his career high) in three separate games...had five tackles with a career-high three sacks vs. Rutgers...had four total TFLs and a forced fumble vs. the Scarlet Knights...had six tackles and two TFLs vs. West Virginia...had six tackles at Connecticut, including a four-yard sack and forced fumble vs. the Huskies...had five tackles and two TFLs vs. Louisville...had a seven-yard sack vs. FIU, forcing a fumble to set up Pitt's final TD...had six tackles in the regular-season finale at Cincinnati. **Career Highs:** *Tackles:* 6 four times, most recent vs. Cincinnati (12/4/10); *Sacks:* 3 vs. Rutgers (10/23/10)

Lindsey's Career Statistics

Defense	G/GS	Sacks	FR	PBU	Int.	UT	AT	TFL	TOT
2008	7/0	0.0	0	0	0	0	0	0-0	0
2009	13/0	4.0	0	1	0	11	7	5.5-33	18
2010	13/11	10.0	0	1	0	31	20	17.5-96	51
TOTAL	33/11	14.0	0	2	0	42	27	23.0-129	69



Jack Lippert*

Offensive Lineman
6-4 • 275 • SO*
Harrisburg, Pa.

72

Lettered as the top reserve at center last year, playing in six games...will eye the starting assignment this year.



Dan Mason*

Linebacker
6-0 • 235 • SO*
Pittsburgh, Pa.

40

Pitt's starting MLB at the beginning of last year, Mason was limited to just three games due to a season-ending knee injury (right) sustained in the Miami game (Sept. 23)...had 16 total tackles on the year...had a season-high seven tackles in the opener at Utah. **Career Highs:** *Tackles:* 11 vs. Navy (9/19/09); *Sacks:* 2 vs. Navy (9/19/09)

Mason's Career Statistics

Defense	G/GS	Sacks	FR	PBU	Int.	UT	AT	TFL	TOT
2009	13/3	2.0	0	0	1	15	11	3.5-16	26
2010	3/2	0.0	0	0	0	9	7	0-0	16
TOTAL	16/5	2.0	0	0	1	24	18	3.5-16	42



Chris Mike*

Fullback
6-1 • 240 • JR*
West Haven, Conn.

48

Third-year walk-on fullback who earned his first letter after playing in all 13 games last year...primary contributions came on special teams...also saw prominent time off the bench against Louisville when Henry Hynoski left game in first half due to injury...Mike had two receptions for 17 yards against the Cardinals. **Career Highs:** *Rushing Yards:* 0; *Rushing Attempts:* 0; *Rushing TDs:* 0; *Receiving Yards:* 17 vs. Louisville (10/30/10); *Receptions:* 2 vs. Louisville (10/30/10); *Receiving TDs:* 0



Bryan Murphy*

Outside Linebacker
6-3 • 245 • SO
Washingtonville, N.Y.

93

Will work at the "Panther" position, a hybrid defensive end and linebacker...lettered as a true freshman last year as a defensive end in the 4-3 scheme...played in six games...had one tackle vs. Kentucky in the BBVA Compass Bowl. **Career Highs:** *Tackles:* 1 vs. Kentucky (1/8/11, BBVA Compass Bowl)



Lucas Nix***

Offensive Lineman
6-6 • 305 • SR
Jefferson Hills, Pa.

52

Started the past two years on the offensive line, filling dual roles...last year started initial three games at right tackle before shifting to right guard for the Oct. 2 FIU contest...started nine contests at RG on the year...owns 25 career starts.



Antwuan Reed***

Defensive Back
5-10 • 185 • SR
Johnstown, Pa.

22

Starter at cornerback in all 12 regular-season games last year...missed BBVA Compass Bowl vs. Kentucky with a concussion...compiled 40 tackles, six PBUs, one interception, one forced fumble, one fumble recovery and one blocked punt...in his first career start, had six tackles, forced and recovered a fumble, and blocked a punt at Utah...had career-high seven tackles with one PBU at Syracuse...clinched a 17-10 victory at USF with an INT at the Pitt 20 as time expired. **Career Highs:** *Tackles:* 7 vs. Syracuse (10/16/10); *Interceptions:* 1 vs. USF (10/24/09) and USF (11/20/10)

Reed's Career Statistics

Defense	G/GS	Sacks	FR	PBU	Int.	UT	AT	TFL	TOT
2008	9/0	0.0	0	0	0	6	1	0-0	7
2009	13/0	0.0	1	1	1	8	5	0-0	13
2010	12/12	0.0	1	6	1	28	12	0-0	40
TOTAL	34/12	0.0	2	7	2	42	18	0-0	60



Tristan Roberts**

Linebacker
6-1 • 235 • SR*
Perkasie, Pa.

32

Played in all 13 games, starting eight...made seven starts at Will linebacker and one start at Sam linebacker...collected 40 tackles, 4.5 TFLs and one fumble recovery...twice recorded a career-high six tackles, including the Rutgers and New Hampshire contests...had four tackles and two TFLs at Syracuse. **Career Highs:** *Tackles:* 6 vs. New Hampshire (9/11/10) and Rutgers (10/23/10); *Sacks:* 0

Roberts' Career Statistics

Defense	G/GS	Sacks	FR	PBU	Int.	UT	AT	TFL	TOT
2008	13/0	0.0	0	0	0	4	3	0-0	7
2009	0/0	0.0	0	0	0	0	0	0-0	0
2010	13/8	0.0	1	0	0	25	15	4.5-10	40
TOTAL	26/8	0.0	1	0	0	29	18	4.5-10	47



Cameron Saddler**

Wide Receiver
5-7 • 170 • JR*
Monroeville, Pa.

5

Played in all 13 games as a return man and reserve receiver...had seven catches for 33 yards and one TD...averaged 20.9 yards on 22 kick returns and 10.5 yards on 25 punt returns...punt return average ranked third in the Big East and 24th nationally...averaged career best 15.2 yards per punt return vs. Rutgers (5 for 76)...career-long 31-yard punt return vs. Syracuse set up a short TD drive, giving Pitt the lead for good, 14-7, in second quarter...had career-high four catches vs. New Hampshire, including one for a two-yard TD. **Career Highs:** *Receptions:* 4 vs. New Hampshire (9/11/10); *Receiving Yards:* 24 vs. Youngstown State (9/5/09); *Receiving TDs:* 1 vs. NC State (9/26/09) and New Hampshire (9/11/10); *Kick Returns:* 6 vs. Cincinnati (12/5/09); *Kick Return Yards:* 123 vs. Cincinnati (12/5/09); *Kick Return Average:* 40.5 vs. West Virginia (11/27/09); *Long Kick Return:* 47 vs. NC State (9/26/09); *Punt Returns:* 5 vs. Rutgers (10/23/10); *Punt Return Yards:* 76 vs. Rutgers (10/23/10); *Punt Return Average:* 15.2 vs. Rutgers (10/23/10); *Long Punt Return:* 31 vs. Syracuse (10/16/10)

Saddler's Career Statistics

Receiving	G/GS	Rec.	Yards	Avg.	Long	TDs	Pts.
2009	11/0	3	41	13.7	24	1	6
2010	13/0	7	33	4.7	13	1	6
TOTAL	24/0	10	74	7.4	24	2	12

Kickoff Returns	KO Ret.	Yards	Avg.	Long	TDs	Pts.
2009	25	633	25.3	47	0	0
2010	22	460	20.9	29	0	0
TOTAL	47	1,093	23.3	47	0	0

Punt Returns	Punt Ret.	Yards	Avg.	Long	TDs	Pts.
2009	3	35	11.7	21	0	0
2010	25	263	10.5	31	0	0
TOTAL	28	298	10.6	31	0	0

Saddler Game by Game

2010 Season

Game	Rec.	Yds.	TDs
@Utah	2	11	0
New Hampshire	4	16	1
Miami	1	6	0
FIU	0	0	0
@Notre Dame	0	0	0
@Syracuse	0	0	0
Rutgers	0	0	0
Louisville	0	0	0
@Connecticut	0	0	0
@USF	0	0	0
West Virginia	0	0	0
@Cincinnati	0	0	0
vs. Kentucky	0	0	0

Game	Kick Rtn.	Yds.	TDs	Punt Rtn.	Yds.	TDs
@Utah	1	24	0	0	0	0
New Hampshire	3	70	0	3	26	0
Miami	3	53	0	4	37	0
FIU	1	14	0	2	32	0
@Notre Dame	3	55	0	1	(-2)	0
@Syracuse	3	52	0	4	44	0
Rutgers	1	23	0	5	76	0
Louisville	0	0	0	0	0	0
@Connecticut	3	79	0	2	15	0
@USF	0	0	0	1	23	0
West Virginia	1	21	0	1	6	0
@Cincinnati	3	69	0	1	0	0
vs. Kentucky	0	0	0	1	6	0



Mike Shanahan**

Wide Receiver
6-5 • 220 • JR*
North Huntingdon, Pa.

87

Played in 13 games, starting 10...had 43 catches for 589 yards (13.7 avg.) and one TD on the year...averaged 20.7 yards on three catches at USF (62 total yards)...had receptions of 36 and 20 yards to key a TD drive that put Pitt up 10-3 in third period against the Bulls...had four catches for 82 yards (20.5 avg.) vs. FIU...had four catches for 64 yards (16.0 avg.) and his first career TD reception (30 yards) at Syracuse...matched career best with five catches (for 75 yards) vs. West Virginia. **Career Highs:** *Receptions:* 5 three times, most recent vs. West Virginia (11/26/10); *Receiving Yards:* 83 vs. North Carolina (12/26/09, Meineke Car Care Bowl); *Receiving TDs:* 1 vs. Syracuse (10/16/10)

Shanahan's Career Statistics

Receiving	G/GS	Rec.	Yards	Avg.	Long	TDs	Pts.
2009	11/2	15	211	14.1	29	0	0
2010	13/10	43	589	13.7	36	1	6
TOTAL	24/12	58	800	13.8	36	1	6

Shanahan Game by Game

2010 Season

Game	Rec.	Yds.	TDs
@Utah	4	51	0
New Hampshire	3	38	0
Miami	3	19	0
FIU	4	82	0
@Notre Dame	5	49	0
@Syracuse	4	64	1
Rutgers	3	53	0
Louisville	3	35	0
@Connecticut	3	28	0
@USF	3	62	0
West Virginia	5	75	0
@Cincinnati	2	21	0
vs. Kentucky	1	12	0



Devin Street*

Wide Receiver
6-4 • 190 • SO*
Bethlehem, Pa.

15

Earned his way into Pitt's receiving rotation as a redshirt frosh...played in all 13 games, starting four...had 25 catches for 318 yards (12.7 avg.) and two touchdowns...on Pitt's first play from scrimmage at Syracuse, took a screen pass 79 yards for a TD for a 7-0 lead...finished with a career-high 82 yards on three catches (27.3 avg.) vs. the Orange...had career-high five catches (for 48 yards) and an eight-yard TD vs. West Virginia. **Career Highs:** *Receptions:* 5 vs. West Virginia (11/26/10); *Receiving Yards:* 82 vs. Syracuse (10/16/10); *Receiving TDs:* 1 vs. Syracuse (10/16/10) and West Virginia (11/26/10)

Street's Career Statistics

Receiving	G/GS	Rec.	Yards	Avg.	Long	TDs	Pts.
2010	13/4	25	318	12.7	79	2	12

Street Game by Game

2010 Season

Game	Rec.	Yds.	TDs
@Utah	0	0	0
New Hampshire	2	36	0
Miami	1	5	0
FIU	3	30	0
@Notre Dame	3	42	0
@Syracuse	3	82	1
Rutgers	2	20	0
Louisville	0	0	0
@Connecticut	3	19	0
@USF	1	13	0
West Virginia	5	48	1
@Cincinnati	1	21	0
vs. Kentucky	1	2	0



Tino Sunseri**

Quarterback
6-2 • 210 • JR*
Pittsburgh, Pa.

12

Starting quarterback for all 13 games last year...completed 64.5% of his passes (223 of 346) for 2,572 yards with 16 touchdowns and nine interceptions...ranked third in the Big East in pass efficiency (137.0)...had career highs in completions (28) and attempts (46) against West Virginia, throwing for 284 yards, one TD and an INT...also had a team-high 38 rushing yards, averaging 7.6 yards on five attempts vs. WVU...in the BBVA Compass Bowl vs. Kentucky, rushed for a career-high 53 yards and a TD on just four carries (13.2 avg.)...hit 69% of his passes (11 of 16) for 142 yards and a TD at USF... had key 18-yard rush late in the final period to help Pitt burn clock with a seven-point lead over the Bulls...completed 71% of his passes (20 of 28) for 220 yards with one TD and two INTs at Connecticut...completed 78% of his passes (21 of 27) for a career-high 307 yards with three TDs and one INT vs. Rutgers...completed 71% of his passes (17 of 24) for 281 yards and a career-high four TDs with no INTs at Syracuse...scoring strikes covered 79, 15, 30 and six yards...had a 218.9 passer rating vs. the Orange, which entered the game first in the Big East in pass efficiency defense (105.8 rating)...completed 27 of 39 (69.2%) for 272 yards, one TD and one INT at Notre Dame... hit his first eight passes vs. the Irish...also had his first career rushing TD at Notre Dame (four yards)...threw for 275 yards and two TDs vs. New Hampshire, completing 24 of 34 (70.6%)...closed FIU game by hitting 13 of final 14 passes...finished 15 of 23 for 169 yards and a TD against FIU. **Career Highs:** *Passing Yards:* 307 vs. Rutgers (10/23/10); *Completions:* 28 vs. West Virginia (11/26/10); *Attempts:* 46 vs. West Virginia (11/26/10); *Pass TDs:* 4 vs. Syracuse (10/16/10); *INTs:* 2 vs. Connecticut (11/11/10); *Rushing Yards:* 53 vs. Kentucky (1/8/11, BBVA Compass Bowl); *Rushing TDs:* 1 vs. Notre Dame (10/9/10) and Kentucky (1/8/11, BBVA Compass Bowl); *Rushing Attempts:* 7 vs. Miami (9/23/10) and Notre Dame (10/9/10)

Sunseri's Career Statistics

Passing	G/GS	Att.	Comp.	Pct.	Yds.	Int.	TDs	Effic.
2009	5/0	17	10	58.8	114	0	2	153.98
2010	13/13	346	223	64.5	2,572	9	16	136.95
TOTAL	18/13	363	233	64.2	2,686	9	18	137.75

Rushing	G/GS	Att.	Yards	Avg.	Long	TDs	Pts.
2009	5/0	1	(-2)	(-2.0)	(-2)	0	0
2010	13/13	53	108	2.0	28	2	12
TOTAL	18/13	54	106	1.9	28	2	12

Sunseri Game by Game

Game	Pass Att.	Comp.	Int.	Yds.	TDs	Rush Att.	Yds.	TDs
@Utah	28	16	1	184	1	4	(-15)	0
New Hampshire	34	24	1	275	2	3	8	0
Miami	15	8	0	61	0	7	14	0
FIU	23	15	0	169	1	3	4	0
@Notre Dame	39	27	1	272	1	7	9	1
@Syracuse	24	17	0	281	4	3	(-16)	0
Rutgers	27	21	1	307	3	2	(-2)	0
Louisville	24	13	0	123	0	4	23	0
@Connecticut	28	20	2	220	1	5	(-9)	0
@USF	16	11	0	142	1	6	1	0
West Virginia	46	28	1	284	1	5	38	0
@Cincinnati	23	14	1	158	0	0	0	0
vs. Kentucky	19	9	1	96	1	4	53	1



Andrew Taglianetti**

Defensive Back
5-11 • 190 • JR*
Bridgeville, Pa.

41

Played in 11 games, contributing on special teams and as a reserve safety... had 15 tackles, one TFL and two blocked punts on the year...had career-high six tackles and a blocked punt vs. Kentucky in BBVA Compass Bowl...Pitt parlayed the block into a TD and 13-3 halftime lead...it was the fifth blocked punt of his career...also had a block at USF...saw significant time in the secondary against Cincinnati and had three tackles and one TFL. **Career Highs:** *Tackles:* 6 vs. Kentucky (1/8/11, BBVA Compass Bowl)

Taglianetti's Career Statistics

Defense	G/GS	Sacks	FR	PBU	Int.	UT	AT	TFL	TOT
2008	13/0	0.0	1	0	0	7	2	0-0	9
2009	2/2	0.0	1	0	0	3	1	0-0	4
2010	11/0	0.0	0	0	0	12	3	1.0-3	15
TOTAL	26/2	0.0	2	0	0	22	6	1.0-3	28



Ed Tinker*

Wide Receiver
6-2 • 200 • SO*
Pittsburgh, Pa.

84

Earned his first Pitt letter...played in four total games as a redshirt freshman last year.



Joe Trebitz**

Linebacker
6-3 • 220 • JR*
Boca Raton, Fla.

53

Reserve linebacker who played in all 13 games, primarily on special teams... had 11 tackles on the season. **Career Highs:** *Tackles:* 2 vs. Syracuse (10/16/10) and Louisville (10/30/10)

Trebitz's Career Statistics

Defense	G/GS	Sacks	FR	PBU	Int.	UT	AT	TFL	TOT
2009	4/0	0.0	0	0	0	0	0	0-0	0
2010	13/0	0.0	0	0	0	7	4	0-0	11
TOTAL	17/0	0.0	0	0	0	7	4	0-0	11



Ryan Turnley**

Offensive Lineman
6-6 • 305 • JR*
Hopewell, Pa.

75

Played in all 13 games last year to earn his second letter...served as a backup left guard behind starter Chris Jacobson and on special teams.



Justin Virbitsky*

Tight End
6-4 • 265 • JR*
Jermyn, Pa.

92

Returning letterman who will provide competition at tight end and also vie for time on special teams.



Greg Williams***

Outside Linebacker
6-3 • 240 • SR*
Naples, Fla.

38

Played in all 13 games, starting 11...had nine starting assignments at Sam linebacker and two at Will linebacker...had 64 tackles, 5.5 TFLs, one sack and one fumble recovery...twice had season-high seven tackles, including the Louisville and West Virginia contests...had six tackles vs. Kentucky in the BBVA Compass Bowl...had five tackles and two TFLs at Connecticut... had a 32-yard fumble return vs. Syracuse, setting up Pitt's final TD. **Career Highs:** Tackles: 8 vs. Iowa (9/20/08); Sacks: 1.5 vs. Iowa (9/20/08); Interceptions: 2 vs. Connecticut (12/6/08)

Greg Williams' Career Statistics

Defense	G/GS	Sacks	FR	PBU	Int.	UT	AT	TFL	TOT
2008	13/12	3.5	0	4	2	29	18	6.5-27	47
2009	13/9	0.5	1	0	1	18	15	4.0-21	33
2010	13/11	1.0	1	3	0	44	20	5.5-20	64
TOTAL	39/32	5.0	2	7	3	91	53	16.0-68	144



K'Waun Williams*

Defensive Back
5-10 • 175 • SO
Paterson, N.J.

24

Played in 10 games, starting one as a true freshman cornerback last year... starting assignment came in the BBVA Compass Bowl vs. Kentucky...had a team and career-high nine tackles in the bowl game against the Wildcats... had 14 tackles and three PBUs on the season. **Career Highs:** Tackles: 9 vs. Kentucky (1/8/11, BBVA Compass Bowl)

K'Waun Williams' Career Statistics

Defense	G/GS	Sacks	FR	PBU	Int.	UT	AT	TFL	TOT
2010	10/1	0	0	3	0	14	0	0-0	14

2011 PITT RECRUITING CLASS

Name	Pos.	Ht.	Wt.	Hometown/High School/Prep School
Isaac Bennett	RB	5-11	190	Tulsa, Okla./Booker T. Washington
Jeremiah Bryson	RB	5-10	180	Smyrna, Tenn./Smyrna
Lloyd Carrington	DB	6-0	180	Dallas, Texas/Lincoln
Sam Collura	TE	6-3	245	Elkridge, Md./DeMatha Catholic
Devin Cook	LB	6-4	230	Beaver Falls, Pa./Beaver Falls
Malcolm Crockett	RB	5-10	180	Washington, D.C./Friendship Collegiate Academy
Corey Davis	RB	5-11	180	Gladewater, Texas/Gladewater
Zenel Demhasaj*	OL	6-7	320	Brooklyn, N.Y./New Utrecht H.S./Nassau C.C.
Jason Frimpong	DB	5-10	180	Irving, Texas/MacArthur
Nicholas Grigsby	LB	6-1	210	Trotwood, Ohio/Trotwood-Madison
Justin Jackson	WR	6-3	185	Daphne, Ala./Daphne
Ronald Jones	WR	5-8	165	Fort Meade, Fla./Fort Meade
Khaynin Mosley-Smith*	DL	6-0	290	Pittsburgh, Pa./Woodland Hills H.S./Milford Academy (N.Y.)
Darius Patton	WR	5-10	170	Poland, Ohio/Poland Seminary
Jevonte Pitts	DB	5-10	175	Pittsburgh, Pa./Woodland Hills
Lafayette Pitts	DB	5-11	180	Pittsburgh, Pa./Woodland Hills
Artie Rowell	OL	6-2	275	Dauphin, Pa./Central Dauphin
Roderick Ryles	DB	6-1	185	Orlando, Fla./Dr. Phillips
LaQuentin Smith	LB	6-2	225	Orlando, Fla./Dr. Phillips
Steve Williams	DB	6-2	200	Savannah, Ga./Calvary Day School

*enrolled January '11

2011 RECRUITS...

Isaac Bennett, RB, 5-11, 190, Tulsa, Okla., Booker T. Washington

Rushed for nearly 1,400 yards as a senior despite missing four games due to an ankle injury...averaged 9.6 yards per carry on the season, rushing for 1,372 yards and 14 touchdowns on 143 attempts...had five receptions for a whopping 182 yards — an average of 36.4 yards per catch — and three TDs...also threw for a touchdown...finished the year in a flurry, rushing for 423 yards and four touchdowns in his final two games to lead Booker T. Washington to the Oklahoma Class 5A state championship with a 13-1 record...in the state title game against East Central, rushed for 222 yards on 27 carries (8.2 avg.) to lead BTW to a 32-3 victory...accounted for three touchdowns in the win, rushing for two and throwing for another...in the state semifinals, had 201 yards and two TDs on 18 carries (11.2 avg.) against Guthrie...selected to the Oklahoma Coaches Association All-State Team...*Tulsa World All-Metro*...played under Coach Darrell Hall.

Jeremiah Bryson, RB, 5-10, 180, Smyrna, Tenn., Smyrna

Rated one of the top 12 prospects in Tennessee by Rivals...was a two-way contributor to Smyrna's state runner-up team as a senior, starring as a running back on offense and free safety and cornerback on defense...rushed for 1,515 yards and 19 touchdowns...also had 20 receptions for 260 yards and four TD catches...totaled 47 tackles and four interceptions on defense...named to the Tennessee Sports Writers Association (TSWA) Class 6A All-State Team...District 7-AAA Offensive Player of the Year...led Smyrna to a 13-2 record as a senior and a berth in the Tennessee Class 6A championship game...rated the No. 13 player in Tennessee by SuperPrep...SuperPrep All-Dixie Team...played under Coach Matt Williams.

Lloyd Carrington, DB, 6-0, 180, Dallas, Texas, Lincoln

Did not go out for varsity football until his senior year but impressed major-college recruiters with his size and speed...was "discovered" by the Lincoln football staff on the basketball court...had as many as 17 scholarship offers before signing with Pitt...selected All-District 12-4A...compiled 72 tackles and six interceptions...played under Coach James Argenti.

Sam Collura, TE, 6-3, 245, Elkridge, Md., DeMatha Catholic

Rated one of the top 20 prospects in the state of Maryland by Rivals...a two-way starter as a senior for perennial power DeMatha Catholic...compiled 86 tackles and 12 sacks on defensive end...had 14 receptions for 287 yards (20.5 avg.) and five touchdowns at tight end...in his two seasons as DeMatha's starting tight end, compiled 28 catches for 581 yards (20.8 avg.) and eight TDs...two-time All-Washington Catholic Athletic Conference (WCAC)...All-Prince Georges County...helped team to a 9-3 mark and second consecutive berth in the WCAC championship game...DeMatha went 31-5 (.861) during his three varsity seasons...rated one of the top 50 prospects in the Mid-Atlantic region by SuperPrep...played under Coach Bill McGregor...joins another DeMatha product at Pitt in redshirt freshman offensive lineman Shane Johnson.

Devin Cook, LB, 6-4, 230, Beaver Falls, Pa., Beaver Falls

Two-way standout for Beaver Falls as a tight end and middle linebacker...was Beaver Falls' top defender with 105 tackles, 15 TFLs, six sacks and two interceptions...averaged 18.7 yards per catch with 10 receptions for 187 yards...also was utilized as a fullback and rushed for 200 yards and two TDs on 20 carries (10.0 avg.)...first team All-State Class AA by the Pennsylvania Sports Writers...first team Pennsylvania Football News All-Class AA...first team All-Midwestern Conference...selected to play in the Big 33 Football Classic...led Beaver Falls to a 10-2 record as a senior and the semifinals of the WPIAL Class AA playoffs...rated one of the top 40 prospects in Pennsylvania by Rivals...played under Coach Ryan Matsook...joins another Beaver Falls product at Pitt, redshirt freshman defensive back Todd Thomas.

Malcolm Crockett, RB, 5-10, 180, Washington, D.C., Friendship Collegiate Academy

Rushed for nearly 2,000 yards and scored 20 touchdowns over his junior and senior seasons at Friendship Collegiate Academy...although limited by an ankle sprain his senior year, still had 810 yards and five TDs in seven games...selected to play in the inaugural Chesapeake Bowl all-star game that showcases players from Pennsylvania, New Jersey, Delaware, Maryland, Virginia, West Virginia and Washington, D.C.... SuperPrep All-Mid-Atlantic Team...rated one of the top 30 players in Mid-Atlantic region by SuperPrep...played under Coach Aazaar Abdul-Rahim.

2011 RECRUITS...

Corey Davis, RB, 5-11, 180, Gladewater, Texas, Gladewater

Rushed for nearly 1,800 yards and scored 31 total touchdowns as a senior at Gladewater...selected to the Associated Press Texas Class 3A All-State Team (second team)...first team *News-Journal* All-East Texas...first team All-District 16-3A...rushed for 1,745 yards and 28 touchdowns on 207 carries (8.4 avg.)...had seven catches for 84 yards (12.0 avg.) and a TD...also had two returns for touchdowns...totaled 188 points in 10 games, an average of 18.8 points per game...had four 200-yard rushing games...averaged an incredible 21 yards per carry against Rusk, compiling 294 yards and five touchdowns on just 14 attempts...had 292 yards and six touchdowns on 24 carries (12.2 avg.) against Brownsboro...played under Coach Jerrod Baugh.

Zenel Demhasaj, OL, 6-7, 320, Brooklyn, N.Y., New Utrecht H.S., Nassau C.C.

Name is pronounced zen-EL Dem-has-ah...junior-college offensive line prospect who enrolled at Pitt in January...will have redshirt junior eligibility in 2011...sat out the entire 2010 season at Nassau Community College after sustaining a torn anterior cruciate ligament in the spring...had a distinguished freshman season at Nassau in 2009 as a starting offensive tackle...played under Nassau head coach George Powers...played high school football at Brooklyn's New Utrecht where he was a three-year starter at offensive tackle...played under New Utrecht coach Alan Balkan.

Jason Frimpong, DB, 5-10, 180, Irving, Texas, MacArthur

Diversely talented athlete who played receiver, running back and quarterback his senior year at MacArthur...was selected All-District 6-5A at receiver...had 33 receptions for 457 yards (13.8 avg.) and two touchdowns...rushed for 298 yards on 64 carries (4.7 avg.) and five TDs...also completed 5-of-7 passes for 52 yards...was the team's full-time starting quarterback as a junior and completed 51-of-106 passes for 654 yards with seven touchdowns and three interceptions, while rushing for an additional 371 yards and four TDs...played under Coach Brian Basil.

Nicholas Grigsby, LB, 6-1, 210, Trotwood, Ohio, Trotwood-Madison

One of the top linebackers in the state of Ohio...first team All-Ohio Division II...first team Southwest All-District...*Dayton Daily News* All-Area Division I-II...collected 154 tackles, four sacks, four forced fumbles and one interception (returned 70 yards for a touchdown) as a senior...led Trotwood-Madison to a 12-3 record and the Ohio Division II state championship game...had 10.5 tackles in the state title game against Maple Heights...rated the No. 15 prospect in Ohio by Rivals...rated the country's No. 16 outside linebacker by Rivals...played under Coach Maurice Douglass.

Justin Jackson, WR, 6-3, 185, Daphne, Ala., Daphne

Compiled 76 receptions for 1,152 yards (15.2 avg.) and 14 touchdowns in his final two years at Daphne...had 36 catches for 547 yards (15.2 avg.) as a senior in helping team to a 15-0 record and the Alabama Class 6A championship...All-Baldwin County...played under Coach Glenn Vickery...Daphne is the same high school that produced West Virginia quarterback Pat White.

Ronald Jones, WR, 5-8, 165, Fort Meade, Fla., Fort Meade

Four-year starter at Fort Meade, including his junior and senior seasons at quarterback...started at wide receiver his freshman and sophomore seasons...went 21-3 as a starting QB, directing Fort Meade to two district championships and two appearances in the regional finals...his senior year passed for 1,698 yards and 20 touchdowns, while rushing for 624 yards and 10 TDs...All-Florida Class 1A...two-time All-Polk County...played under Coach Jemalle Cornelius.

2011 RECRUITS...

Khaynin Mosley-Smith, DL, 6-0, 290, Pittsburgh, Pa., Woodland Hills, Milford Academy (N.Y.)

A former all-state performer for Pittsburgh's Woodland Hills High...spent the 2010 fall term at Milford Academy in New York before enrolling at Pitt in January...will participate in spring drills and have freshman eligibility for the 2011 season...rated the country's No. 10 prep school prospect by Rivals...a powerfully built defensive tackle prospect who earned Milford's Most Valuable Defensive Player award after compiling 28 tackles, 10 tackles for loss, two sacks and two blocked field goals...Milford went 11-1 against a schedule primarily comprised of collegiate competition...played under Milford coach Bill Chaplick...other notable Milford products to sign with Pitt include redshirt freshman defensive back Todd Thomas, redshirt freshman linebacker Mark Giubilato and tailback LeSean McCoy, now of the Philadelphia Eagles...at Woodland Hills was selected first team All-State Class AAAA by the Pennsylvania Sports Writers... Pennsylvania Football News All-Class AAAA...*Pittsburgh Post-Gazette* "Fabulous 22"...*Pittsburgh Tribune-Review* "Terrific 25"...was the only two-way starter for Woodland Hills' 2009 WPIAL Class AAAA champion team...collected 61 tackles and seven sacks as a senior defensive tackle and also started at offensive guard... had 55 tackles and six sacks as a junior while also starting at tight end...in his three seasons as a varsity starter, helped Woodland Hills to the WPIAL playoffs each season...in addition to the '09 WPIAL title, the Wolverines finished 12-2 and advanced to the quarterfinals of the PIAA state playoffs...set Woodland Hills records for power lifting, bench pressing 340 pounds and squatting 620... selected to play in the Big 33 Football Classic...rated one of the top 30 overall prospects in Pennsylvania by Scout and SuperPrep...SuperPrep All-Northeast Team...PrepStar All-East Region...played under Woodland Hills coach George Novak...will reunite with a pair of fellow Woodland Hills products at Pitt in freshman defensive backs Lafayette Pitts and Jevonte Pitts.

Darius Patton, WR, 5-10, 170, Poland, Ohio, Poland Seminary

One of the top receiver prospects in the state of Ohio...two-time All-Ohio Division III...first team Northeastern Inland All-District...twice named to the MyValleySports.com "Big 22," which honors the top 22 players in Ohio's Mahoning Valley...had 49 receptions for 800 yards (16.3 avg.) and 12 touchdowns as a senior...also had five interceptions and returned a fumble for a TD as a defensive back...his junior year had 41 catches for 726 yards (17.7 avg.), intercepted three passes and scored twice on kick returns...moved to Poland prior to his junior year...previously attended nearby Penn Hills High and was a standout for the Indians as a sophomore...rated one of the top 50 prospects in Ohio by Rivals...rated one of the top 100 prospects in the Midwest region by SuperPrep...SuperPrep All-Midwest Team...played under Coach Marc Brungard...father, Shawn Patton, played running back at Youngstown State and was a member of the Penguins' 1994 national title team.

Jevonte Pitts, DB, 5-10, 175, Pittsburgh, Pa., Woodland Hills

Defensive back prospect out of perennial WPIAL Class AAAA power Woodland Hills...finished his senior season with 80 tackles and two interceptions...displayed valuable diversity, playing both safety positions, wide receiver and quarterback in the Wildcat formation...helped Woodland Hills to a 9-4 record as a senior and the team's second consecutive berth in the WPIAL Class AAAA championship game...Woodland Hills went 12-2 his junior year, winning the WPIAL title and advancing to the PIAA state quarterfinals...All-Big East Conference...played under Coach George Novak...will reunite with a pair of fellow Woodland Hills products at Pitt — his cousin Lafayette Pitts, a freshman defensive back, and freshman defensive lineman Khaynin Mosley-Smith.

Lafayette Pitts, DB, 5-11, 180, Pittsburgh, Pa., Woodland Hills

One of Western Pennsylvania's most coveted prospects...SuperPrep All-American...standout as a running back and cornerback for Woodland Hills...rushed for 1,758 yards on 218 carries (8.1 avg.) and scored 28 touchdowns...selected first team All-State Class AAAA by the Pennsylvania Sports Writers as an "athlete"...Pennsylvania Football News first team All-Class AAAA at defensive back...*Pittsburgh Post-Gazette* "Fabulous 22"...*Pittsburgh Tribune-Review* "Terrific 25"...All-Big East Conference...led team to a combined 21-6 mark his final two years, including back-to-back appearances in the WPIAL Class AAAA championship game...Woodland Hills went 12-2 his junior year, winning the WPIAL title and advancing to the PIAA state quarterfinals...as a senior, team went 9-4 and reached the WPIAL title game again...played under Coach George Novak...selected to play in the Big 33 Football Classic (Pennsylvania vs. Ohio)...rated the No. 12 prospect in Pennsylvania by Rivals and SuperPrep...rated the nation's No. 12 cornerback by Scout...rated the nation's No. 16 defensive back by SuperPrep...will reunite with a pair of fellow Woodland Hills products at Pitt — his cousin Jevonte Pitts, a freshman defensive back, and freshman defensive lineman Khaynin Mosley-Smith.

2011 RECRUITS...

Artie Rowell, OL, 6-2, 275, Dauphin, Pa., Central Dauphin

A four-year starter on both sides of the ball at Central Dauphin (offensive guard and defensive tackle)...selected first team All-State Class AAAA by the Pennsylvania Sports Writers...Pennsylvania Football News first team All-Class AAAA...first team All-Mid-Penn Commonwealth selection as both an offensive and defensive lineman...named Central Dauphin's Lineman of the Year each of his last three seasons...had 47 tackles and three sacks on defense and helped team average more than 200 rushing yards per game on offense as a senior...led Central Dauphin to a 10-3 record and the District 3 semifinals his senior season...team qualified for the District 3 playoffs each of his four years...was named the offensive lineman MVP at the 2010 State College NIKE camp...rated the nation's No. 14 center by Scout...rated the No. 27 prospect in Pennsylvania by Rivals and SuperPrep...SuperPrep All-Northeast Team...played under Coach Glen McNamee...Rowell joins another Central Dauphin product at Pitt, sophomore center Jack Lippert.

Roderick Ryles, DB, 6-1, 185, Orlando, Fla., Dr. Phillips

The career interceptions leader at Dr. Phillips High with 15...had seven picks in each of his final two seasons...totaled 103 tackles his senior year...All-Central Florida...listed No. 22 on the *Orlando Sentinel* Central Florida "Super60"...All-Orange County...rated one of the top 100 prospects in Florida by Rivals and SuperPrep...SuperPrep All-Dixie Team...led Dr. Phillips to a 14-1 record and berth in the Florida Class 6A championship game as a senior...team went 35-4 his final three seasons, winning three consecutive Metro Conference championships, three consecutive district titles and one regional championship...DP also had a 28-game regular-season winning streak...one of two Dr. Phillips products to sign with Pitt this year, joining LaQuentin Smith...played under Coach Dale Salapa.

LaQuentin Smith, LB, 6-2, 225, Orlando, Fla., Dr. Phillips

All-Central Florida performer who totaled 78 tackles, three fumble recoveries and two interceptions as a senior...finished as Dr. Phillips' all-time leader in fumble recoveries with 10 for his career...listed No. 15 on the *Orlando Sentinel* Central Florida "Super60"...All-Orange County...rated one of the top 105 prospects in Florida by SuperPrep...SuperPrep All-Dixie Team...rated one of the nation's top 25 middle linebackers by Scout...led Dr. Phillips to a 14-1 record and berth in the Florida Class 6A championship game as a senior...team went 35-4 his final three seasons, winning three consecutive Metro Conference championships, three consecutive district titles and one regional championship...DP also had a 28-game regular-season winning streak...one of two Dr. Phillips products to sign with Pitt this year, joining Roderick Ryles...played under Coach Dale Salapa.

Steve Williams, DB, 6-2, 200, Savannah, Ga., Calvary Day School

One of the most productive running backs in the state of Georgia, rushing for nearly 2,400 yards his final two seasons...second team All-State Class A selection by the Georgia Sportswriters Association...Region 3-A East Player of the Year...All-Greater Savannah...*Savannah Morning News* Offensive Player of the Year...rushed for 1,691 yards and 22 touchdowns while averaging 10.8 yards per carry as a senior...although primarily an offensive player, he was also utilized in special situations as a shutdown cornerback...despite missing two games due to injury as a junior, rushed for 678 yards and eight touchdowns...led team to an 8-3 record and the Region 3-A championship his senior year...played under Coach Mark Stroud.



2011 PITT SPRING FOOTBALL

PITT STATISTICS

Team Statistics	PITT	OPP
SCORING	342	247
Points Per Game	26.3	19.0
FIRST DOWNS	239	241
Rushing	102	102
Passing	120	113
Penalty	17	26
RUSHING YARDAGE	2154	1560
Yards gained rushing	2434	1924
Yards lost rushing	280	364
Rushing Attempts	470	443
Average Per Rush	4.6	3.5
Average Per Game	165.7	120.0
TDs Rushing	24	12
PASSING YARDAGE	2616	2406
Comp-Att-Int	230-360-11	224-394-13
Average Per Pass	7.3	6.1
Average Per Catch	11.4	10.7
Average Per Game	201.2	185.1
TDs Passing	16	15
TOTAL OFFENSE	4770	3966
Total Plays	830	837
Average Per Play	5.7	4.7
Average Per Game	366.9	305.1
KICK RETURNS: #-Yards	51-1040	58-1282
PUNT RETURNS: #-Yards	28-344	20-101
INT RETURNS: #-Yards	13-126	11-227
KICK RETURN AVERAGE	20.4	22.1
PUNT RETURN AVERAGE	12.3	5.1
INT RETURN AVERAGE	9.7	20.6
FUMBLES-LOST	23-11	21-9
PENALTIES-Yards	87-712	71-674
Average Per Game	54.8	51.8
PUNTS-Yards	46-2014	68-2630
Average Per Punt	43.8	38.7
Net punt average	39.8	32.7
TIME OF POSSESSION/Game	32:17	27:36
3RD-DOWN Conversions	74/175	70/173
3rd-Down Pct	42%	40%
4TH-DOWN Conversions	8/18	7/12
4th-Down Pct	44%	58%
SACKS BY-Yards	34-235	23-176
MISC YARDS	0	0
TOUCHDOWNS SCORED	41	29
FIELD GOALS-ATTEMPTS	18-25	15-18
ON-SIDE KICKS	0-0	0-0
RED-ZONE SCORES	(41-51) 80%	(33-41) 80%
RED-ZONE TOUCHDOWNS	(26-51) 51%	(22-41) 54%
PAT-ATTEMPTS	(40-40) 100%	(28-29) 97%
ATTENDANCE	312991	273424
Games/Avg Per Game	6/52165	6/45571
Neutral Site Games		1/41207

Score by Quarters	1st	2nd	3rd	4th	OT	Total
PITT	61	78	82	121	0	342
Opponents	48	70	58	68	3	247



PITT STATISTICS

Rushing	gp	att	gain	loss	net	avg	td	lg	avg/g
LEWIS,DION	12	219	1088	27	1061	4.8	13	76	88.4
GRAHAM, Ray	12	148	958	36	922	6.2	8	79	76.8
SUNSERI, Tino	13	53	261	153	108	2.0	2	28	8.3
BURNS, Chris	12	21	56	7	49	2.3	1	8	4.1
HYNOSKI, Henry	13	12	34	1	33	2.8	0	7	2.5
STREET, Devin	13	3	16	0	16	5.3	0	12	1.2
DOUGLAS, Jason	2	3	8	0	8	2.7	0	3	4.0
SADDLER, Cameron	13	1	4	0	4	4.0	0	4	0.3
BALDWIN, Jon	13	3	9	6	3	1.0	0	6	0.2
HUTCHINS, Dan	13	1	0	1	-1	-1.0	0	0	-0.1
JANOCKO, Andrew	13	1	0	4	-4	-4.0	0	0	-0.3
BOSTICK, Pat	4	1	0	9	-9	-9.0	0	0	-2.2
CROSS, Greg	5	1	0	18	-18	-18.0	0	0	-3.6
TEAM	7	3	0	18	-18	-6.0	0	0	-2.6
Total	13	470	2434	280	2154	4.6	24	79	165.7
Opponents	13	443	1924	364	1560	3.5	12	45	120.0

Passing	gp	effic	comp-att-int	pct	yds	td	lg	avg/g
SUNSERI, Tino	13	136.95	223-346-9	64.5	2572	16	79	197.8
BOSTICK, Pat	4	60.87	7-11-2	63.6	44	0	13	11.0
TEAM	7	0.00	0-3-0	0.0	0	0	0	0.0
CROSS, Greg	5	0.00	0-0-0	0.0	0	0	0	0.0
Total	13	133.48	230-360-11	63.9	2616	16	79	201.2
Opponents	13	114.11	224-394-13	56.9	2406	15	71	185.1

Receiving	gp	no.	yds	avg	td	lg	avg/g
BALDWIN, Jon	13	53	822	15.5	5	61	63.2
SHANAHAN, Mike	13	43	589	13.7	1	36	45.3
LEWIS, DION	12	27	216	8.0	0	31	18.0
STREET, Devin	13	25	318	12.7	2	79	24.5
HYNOSKI, Henry	13	25	174	7.0	1	20	13.4
GRAHAM, Ray	12	24	213	8.9	2	33	17.8
CRUZ, Mike	13	19	213	11.2	2	26	16.4
SADDLER, Cameron	13	7	33	4.7	1	13	2.5
DeCICCO, Brock	13	2	19	9.5	2	13	1.5
MIKE, Chris	13	2	17	8.5	0	15	1.3
CROSS, Greg	5	1	1	1.0	0	1	0.2
DOUGLAS, Jason	2	1	1	1.0	0	1	0.5
BURNS, Chris	12	1	0	0.0	0	0	0.0
Total	13	230	2616	11.4	16	79	201.2
Opponents	13	224	2406	10.7	15	71	185.1

Punt Returns	no.	yds	avg	td	lg
SADDLER, Cameron	25	263	10.5	0	31
TAGLIANETTI, A.	2	53	26.5	0	0
REED, Antwan	1	18	18.0	0	0
NIX, Nate	0	10	0.0	0	5
Total	28	344	12.3	0	31
Opponents	20	101	5.1	1	20

Interceptions	no.	yds	avg	td	lg
DeCICCO, Dom	5	36	7.2	0	31
HOLLEY, Jarred	5	10	2.0	0	10
GRUDER, Max	1	0	0.0	0	0
REED, Antwan	1	0	0.0	0	0
GARY, Ricky	1	80	80.0	1	80
Total	13	126	9.7	1	80
Opponents	11	227	20.6	0	74

Kick Returns	no.	yds	avg	td	lg
GRAHAM, Ray	23	501	21.8	0	54
SADDLER, Cameron	22	460	20.9	0	29
DOUGLAS, Jason	3	51	17.0	0	17
MIKE, Chris	1	2	2.0	0	2
HYNOSKI, Henry	1	16	16.0	0	16
PECORA, Marco	1	10	10.0	0	10
Total	51	1040	20.4	0	54
Opponents	58	1282	22.1	1	95

Fumble Returns	no.	yds	avg	td	lg
WILLIAMS, Greg	1	32	32.0	0	32
CARAGEIN, Myles	1	56	56.0	0	56
SHEARD, Jabaal	1	6	6.0	0	6
Total	3	94	31.3	0	56
Opponents	1	29	29.0	0	29

PITT STATISTICS

Scoring	td	fg	PAT				dpx	saf	pts
			kick	rush	rcv	pass			
HUTCHINS,Dan	-	18-25	40-40	-	-	-	-	94	
LEWIS,DION	13	-	-	-	-	-	-	78	
GRAHAM,Ray	10	-	-	-	-	-	-	60	
BALDWIN,Jon	5	-	-	-	1	-	-	32	
DeCICCO,Brock	2	-	-	-	-	-	-	12	
SUNSERI,Tino	2	-	-	-	-	1-1	-	12	
STREET,Devin	2	-	-	-	-	-	-	12	
CRUZ,Mike	2	-	-	-	-	-	-	12	
GARY,Ricky	1	-	-	-	-	-	-	6	
BURNS,Chris	1	-	-	-	-	-	-	6	
HYNOSKI,Henry	1	-	-	-	-	-	-	6	
SADDLER,Cameron	1	-	-	-	-	-	-	6	
SHANAHAN,Mike	1	-	-	-	-	-	-	6	
Total	41	18-25	40-40	-	1	1-1	-	342	
Opponents	29	15-18	28-29	-	-	-	-	247	

Total Offense	g	plays	rush	pass	total	avg/g
SUNSERI,Tino	13	399	108	2572	2680	206.2
LEWIS,DION	12	219	1061	0	1061	88.4
GRAHAM,Ray	12	148	922	0	922	76.8
BURNS,Chris	12	21	49	0	49	4.1
BOSTICK,Pat	4	12	-9	44	35	8.8
HYNOSKI,Henry	13	12	33	0	33	2.5
STREET,Devin	13	3	16	0	16	1.2
DOUGLAS,Jason	2	3	8	0	8	4.0
SADDLER,Cameron	13	1	4	0	4	0.3
BALDWIN,Jon	13	3	3	0	3	0.2
HUTCHINS,Dan	13	1	-1	0	-1	-0.1
JANOCKO,Andrew	13	1	-4	0	-4	-0.3
TEAM	7	6	-18	0	-18	-2.6
CROSS,Greg	5	1	-18	0	-18	-3.6
Total	13	830	2154	2616	4770	366.9
Opponents	13	837	1560	2406	3966	305.1

Field Goals	fg	pct.	01-19	20-29	30-39	40-49	50-99	lg	blk
HUTCHINS,Dan	18-25	72.0	1-1	6-8	9-10	2-5	0-1	42	0

FG Sequence	PITT	Opponents
Utah	42,(37),(28),(30)	(26),(21)
New Hampshire	(32),44	(22)
Miami	52,(27)	(28)
Fla. International	(30),(38),(38)	(27)
Notre Dame	(26),27	(32),(50),(31)
Syracuse	(24)	-
Rutgers	(18),(34)	-
Louisville	(26),(42),28	(35),30
Connecticut	-	(46),(39),(25)
South Florida	(36),43	(35),52
West Virginia	(42)	-
Cincinnati	38	(33)
Kentucky	(21),(33)	(50),41

Punting	no.	yds	avg	lg	tb	fc	i20	50+	blk
HUTCHINS,Dan	45	2014	44.8	71	4	7	13	17	1
TEAM	1	0	0.0	0	0	0	0	0	0
Total	46	2014	43.8	71	4	7	13	17	1
Opponents	68	2630	38.7	60	3	9	10	14	3

Kickoffs	no.	yds	avg	tb	ob	retn	net	ydln
HARPER,Kevin	70	4616	65.9	11	1			
Total	70	4616	65.9	11	1	22.1	44.5	25
Opponents	56	3504	62.6	3	1	20.4	42.9	27

Numbers in (parentheses) indicate field goal was made.



PITT STATISTICS

All Purpose	g	rush	rcv	pr	kr	ir	total	avg/g
GRAHAM, Ray	12	922	213	0	501	0	1636	136.3
LEWIS, DION	12	1061	216	0	0	0	1277	106.4
BALDWIN, Jon	13	3	822	0	0	0	825	63.5
SADDLER, Cam	13	4	33	263	460	0	760	58.5
SHANAHAN, Mik	13	0	589	0	0	0	589	45.3
STREET, Devin	13	16	318	0	0	0	334	25.7
HYNOSKI, Henry	13	33	174	0	16	0	223	17.2
CRUZ, Mike	13	0	213	0	0	0	213	16.4
SUNSERI, Tino	13	108	0	0	0	0	108	8.3
GARY, Ricky	13	0	0	0	0	80	80	6.2
DOUGLAS, Jaso	2	8	1	0	51	0	60	30.0
TAGLIANETTI, A	11	0	0	53	0	0	53	4.8
BURNS, Chris	12	49	0	0	0	0	49	4.1
DeCICCO, Dom	12	0	0	0	0	36	36	3.0
DeCICCO, Brock	13	0	19	0	0	0	19	1.5
MIKE, Chris	13	0	17	0	2	0	19	1.5
REED, Antwuan	12	0	0	18	0	0	18	1.5
PECORA, Marco	10	0	0	0	10	0	10	1.0
NIX, Nate	13	0	0	10	0	0	10	0.8
HOLLEY, Jarred	13	0	0	0	0	10	10	0.8
HUTCHINS, Dan	13	-1	0	0	0	0	-1	-0.1
JANOCKO, Andr	13	-4	0	0	0	0	-4	-0.3
BOSTICK, Pat	4	-9	0	0	0	0	-9	-2.2
CROSS, Greg	5	-18	1	0	0	0	-17	-3.4
TEAM	7	-18	0	0	0	0	-18	-2.6
Total	13	2154	2616	344	1040	126	6280	483.1
Opponents	13	1560	2406	101	1282	227	5576	428.9

PITT 2010 RESULTS

Date	Opponent	Score	Overall	Conference	Time	Attend
9/2/10	at Utah	Lo 24-27	0-1	0-0	3:22	45730
9/11/10	NEW HAMPSHIRE	W 38-16	1-1	0-0	2:59	50120
9/23/10	MIAMI	L 3-31	1-2	0-0	3:14	58115
10/2/10	FLA. INTERNATIONAL	W 44-17	2-2	0-0	3:16	45207
10/9/10	at Notre Dame	L 17-23	2-3	0-0	3:12	80795
* 10/16/10	at Syracuse	W 45-14	3-3	1-0	3:21	40168
* 10/23/10	RUTGERS	W 41-21	4-3	2-0	3:16	50425
* 10/30/10	LOUISVILLE	W 20-3	5-3	3-0	2:50	48562
* 11/11/10	at Connecticut	L 28-30	5-4	3-1	3:08	35391
* 11/20/10	at South Florida	W 17-10	6-4	4-1	2:57	43844
* 11/26/10	WEST VIRGINIA	L 10-35	6-5	4-2	3:01	60562
* 12/4/10	at Cincinnati	W 28-10	7-5	5-2	3:03	27496
1/8/11	vs Kentucky	W 27-10	8-5	5-2	3:26	41207



2011 PITT SPRING FOOTBALL

PITT STATISTICS

##	Defensive Leaders	gp	Tackles				tfl/yds	Sacks no-yds	Pass defense			Fumbles		blkd	
			ua	a	tot				int-yds	brup	qbh	rcv-yds	ff	kick	sa
31	DeCICCO,Dom	12	66	28	94	6.0-13	.	5-36	2	.	.	2	.		
55	GRUDER,Max	13	43	41	84	0.5-2	.	1-0	3	1	2-0	1	.		
38	WILLIAMS,Greg	13	44	20	64	5.5-20	1.0-3	.	3	.	1-32	.	.		
98	ALEXI,H,Chas	13	28	29	57	9.0-58	7.5-53	.	3	2	.	.	.		
18	HOLLEY,Jarred	13	40	14	54	1.0-2	.	5-10	3	.	.	1	.		
97	SHEARD,Jabaal	12	34	18	52	14.5-77	9.0-69	.	4	15	1-6	4	.		
35	LINDSEY,Brandon	13	31	20	51	17.5-96	10.0-62	.	1	6	.	3	.		
25	HENDRICKS,J.	13	23	19	42	1.0-2	.	.	3	.	1-0	.	.		
22	REED,Antwuan	12	28	12	40	.	.	1-0	6	1	1-0	1	1		
32	ROBERTS,Tristan	13	25	15	40	4.5-10	.	.	.	1	1-0	.	.		
26	GARY,Ricky	13	28	6	34	.	.	1-80	5		
94	CARAGEIN,Myles	12	22	8	30	4.5-21	2.0-15	.	1	.	1-56	1	.		
40	MASON,Dan	3	9	7	16	1	.	.	.		
41	TAGLIANETTI,A.	11	12	3	15	1.0-3	.	.	.	1	.	.	2		
24	WILLIAMS,K'Waun	10	14	.	14	.	.	.	3		
44	NIX,Nate	13	11	1	12	1.0-10		
59	DONALD,Aaron	13	8	3	11	3.0-18	2.0-17	.	2	5	.	.	.		
53	TREBITZ,Joe	13	7	4	11		
96	HARGROVE,Justin	10	7	4	11	1.0-1	1.0-1	.	2	1	.	.	.		
21	JACKSON,Buddy	13	8	3	11	1-0	.	.		
16	GRAY,Kolby	12	7	3	10	1.0-12	1.0-12		
23	ADAMS,Kevin	11	6	2	8		
58	GORDON,Shane	13	5	2	7		
91	ROMEUS,Greg	2	.	7	7	.	.	.	1		
27	HYNOSKI,Henry	13	5	.	5		
45	TKACH,Tyler	13	2	3	5	0.5-0		
50	EZELL,Tyrone	7	2	2	4	0.5-3	0.5-3		
87	SHANAHAN,Mike	13	3	.	3		
90	CLEMMINGS,TJ	8	2	1	3	1.0-3		
2	IMORU,Saheed	11	1	2	3		
60	GASKINS,Greg	12	1	.	1		
51	NUNEZ,Bernardo	1	1	.	1		
34	FLEMING,Carl	4	1	.	1		
8A	CAFARO,Dan	3	1	.	1		
93	MURPHY,Bryan	6	1	.	1		
39	HARPER,Kevin	13	1	.	1		
30	HUTCHINS,Dan	13	.	1	1		
TM	TEAM	7	1	.	1		
1	GRAHAM,Ray	12	1	.	1		
Total		13	529	278	807	73-351	34-235	13-126	42	34	9-94	13	3		
Opponents		13	529	346	875	64-263	23-176	11-227	32	38	11-29	14	1		



PITT STATISTICS

Date	Opponent	Rushing				Receiving				Passing				Kick Returns				Punt Returns				tot off
		no.	yds	td	lg	no.	yds	td	lg	cmp-att-int	yds	td	lg	no.	yds	td	lg	no.	yds	td	lg	
9/2/10	at Utah	36	82	1	18	16	184	1	44	16-28-1	184	1	44	4	75	0	24	1	18	0	0	266
9/11/10	NEW HAMPSHIRE	29	169	3	64	25	276	2	56	25-36-1	276	2	56	3	70	0	27	3	26	0	20	445
9/23/10	MIAMI	36	128	0	42	13	104	0	33	13-24-2	104	0	33	6	116	0	26	4	37	0	29	232
10/2/10	FLA. INTERNATIONAL	36	300	4	79	15	169	1	28	15-25-0	169	1	28	4	102	0	54	2	32	0	18	469
10/9/10	at Notre Dame	31	110	1	30	27	272	1	56	27-39-1	272	1	56	6	111	0	33	1	-2	0	0	382
10/16/10	at Syracuse	34	123	1	25	17	281	4	79	17-24-0	281	4	79	3	52	0	19	4	44	0	31	404
10/23/10	RUTGERS	39	206	2	27	22	307	3	46	22-28-1	307	3	46	4	73	0	40	5	76	0	23	513
10/30/10	LOUISVILLE	37	132	2	21	13	123	0	22	13-24-0	123	0	22	2	49	0	36	0	0	0	0	255
11/11/10	at Connecticut	34	143	3	29	20	220	1	42	20-28-2	220	1	42	7	153	0	29	2	15	0	13	363
11/20/10	at South Florida	38	150	1	22	11	142	1	36	11-16-0	142	1	36	1	30	0	30	2	55	0	23	292
11/26/10	WEST VIRGINIA	27	78	0	22	28	284	1	48	28-46-1	284	1	48	5	98	0	32	1	6	0	6	362
12/4/10	at Cincinnati	47	272	4	76	14	158	0	25	14-23-1	158	0	25	3	69	0	28	1	0	0	0	430
1/8/11	vs Kentucky	46	261	2	28	9	96	1	14	9-19-1	96	1	14	3	42	0	17	2	37	0	6	357
Opponents		470	2154	24	79	230	2616	16	79	230-360-11	2616	16	79	51	1040	0	54	28	344	0	31	4770
Opponents		443	1560	12	45	224	2406	15	71	224-394-13	2406	15	71	58	1282	1	95	20	101	1	20	3966

Games played: 13
 Avg per rush: 4.6
 Avg per catch: 11.4
 Pass efficiency: 133.48
 Kick ret avg: 20.4
 Punt ret avg: 12.3
 All purpose avg/game: 483.1
 Total offense avg/gm: 366.9

Date	Opponent	Tackles				Sacks	Fumble		Pass Defense			Bikd	PAT Attempts				saf	pts
		ua	a	total	tfl-yds		no-yds	ff	fr-yds	int-yds	qbh		brup	kick	rush	rcv		
9/2/10	at Utah	23	42	65	1.0-1	0.0-0	1	2-0	1-0	0	3	1	1-1	0	1	0	24	
9/11/10	NEW HAMPSHIRE	48	14	62	8.0-46	6.0-35	0	0-0	1-10	7	3	0	5-5	0	0	38		
9/23/10	MIAMI	42	14	56	3.0-20	2.0-17	0	0-0	2-0	6	5	0	0-0	0	0	3		
10/2/10	FLA. INTERNATIONAL	46	22	68	6.0-27	2.0-19	1	1-6	0-0	7	2	0	5-5	0	0	44		
10/9/10	at Notre Dame	38	36	74	3.0-20	3.0-20	1	0-0	0-0	2	4	0	2-2	0	0	17		
10/16/10	at Syracuse	48	12	60	4.0-16	1.0-6	2	2-32	2-80	3	5	0	6-6	0	0	45		
10/23/10	RUTGERS	39	20	59	10.0-58	7.0-53	3	1-0	1-0	4	6	0	5-5	0	0	41		
10/30/10	LOUISVILLE	35	26	61	7.0-37	3.0-25	2	1-56	1-5	1	1	0	2-2	0	0	20		
11/11/10	at Connecticut	45	24	69	4.0-14	1.0-4	1	0-0	1-0	0	2	0	4-4	0	0	28		
11/20/10	at South Florida	37	24	61	6.0-24	2.0-14	0	0-0	1-0	0	1	1	2-2	0	0	17		
11/26/10	WEST VIRGINIA	33	26	59	6.0-27	2.0-9	0	0-0	0-0	0	1	0	1-1	0	0	10		
12/4/10	at Cincinnati	43	10	53	7.0-16	1.0-3	1	1-0	3-31	3	5	0	4-4	0	0	28		
1/8/11	vs Kentucky	52	8	60	8.0-45	4.0-30	1	1-0	0-0	1	4	1	3-3	0	0	27		
Opponents		529	278	807	73.0-351	34.0-235	13	9-94	13-126	34	42	3	40-40	0	1	342		
Opponents		529	346	875	64.0-263	23.0-176	14	11-29	11-227	38	32	1	28-29	0	0	247		

Date	Opponent	Punting										Field Goals			Kickoffs			
		no.	yds	avg	long	blkd	tb	fc	50+	i20	md-att	long	blkd	no.	yds	avg	tb	ob
9/2/10	at Utah	4	178	44.5	55	0	0	1	1	1	3-4	37	0	5	331	66.2	2	0
9/11/10	NEW HAMPSHIRE	3	158	52.7	56	0	1	0	3	2	1-2	32	0	7	466	66.6	1	0
9/23/10	MIAMI	8	364	45.5	59	0	0	1	4	2	1-2	27	0	2	140	70.0	1	0
10/2/10	FLA. INTERNATIONAL	1	38	38.0	38	0	0	0	0	1	3-3	38	0	8	515	64.4	2	0
10/9/10	at Notre Dame	3	142	47.3	50	0	0	1	1	1	1-2	26	0	4	266	66.5	0	0
10/16/10	at Syracuse	5	250	50.0	54	0	0	0	4	2	1-1	24	0	8	534	66.8	0	0
10/23/10	RUTGERS	3	87	29.0	44	1	0	0	0	0	2-2	34	0	8	558	69.8	3	0
10/30/10	LOUISVILLE	3	147	49.0	71	0	1	2	1	1	2-3	42	0	5	326	65.2	0	0
11/11/10	at Connecticut	6	230	38.3	56	0	0	1	2	1	0-0	0	0	5	328	65.6	0	0
11/20/10	at South Florida	4	170	42.5	46	0	1	1	0	1	1-2	36	0	4	273	68.2	2	0
11/26/10	WEST VIRGINIA	1	44	44.0	44	0	0	0	0	1	1-1	42	0	3	204	68.0	0	0
12/4/10	at Cincinnati	2	88	44.0	50	0	1	0	1	0	0-1	0	0	5	291	58.2	0	1
1/8/11	vs Kentucky	3	118	39.3	43	0	0	0	0	0	2-2	33	0	6	384	64.0	0	0
Opponents		46	2014	43.8	71	1	4	7	17	13	18-25	42	0	70	4616	65.9	11	1
Opponents		68	2630	38.7	60	3	3	9	14	10	15-18	50	0	56	3504	62.6	3	1

PITT STATISTICS

OPPONENT STATISTICS

Date	Opponent	Rushing				Receiving				Passing				Kick Returns				Punt Returns				tot off
		no.	yds	td	lg	no.	yds	td	lg	cmp-att-int	yds	td	lg	no.	yds	td	lg	no.	yds	td	lg	
9/2/10	at Utah	27	122	0	21	21	283	3	61	21-36-1	283	3	61	3	63	0	24	1	-2	0	0	405
9/11/10	NEW HAMPSHIRE	35	73	1	19	21	225	1	38	21-37-1	225	1	38	6	102	0	27	1	1	0	1	298
9/23/10	MIAMI	35	100	2	27	21	248	2	39	21-32-2	248	2	39	1	17	0	17	3	3	0	2	348
10/2/10	FLA. INTERNATIONAL	32	93	2	22	23	223	0	24	23-38-0	223	0	24	6	104	0	29	0	0	0	0	316
10/9/10	at Notre Dame	31	87	1	10	24	242	1	37	24-39-0	242	1	37	4	83	0	25	2	-2	0	0	329
10/16/10	at Syracuse	25	77	1	18	25	231	1	41	25-46-2	231	1	41	8	186	0	31	4	34	0	20	308
10/23/10	RUTGERS	36	95	1	15	10	108	1	27	10-22-1	108	1	27	5	122	0	38	3	40	1	7	203
10/30/10	LOUISVILLE	32	103	0	21	13	82	0	18	13-23-1	82	0	18	5	113	0	53	0	0	0	0	185
11/1/10	at Connecticut	46	249	0	31	9	100	2	36	9-20-1	100	2	36	5	171	0	95	2	-3	0	0	349
11/20/10	at South Florida	37	153	1	45	15	132	0	37	15-29-1	132	0	37	2	27	0	15	1	12	0	12	285
11/26/10	WEST VIRGINIA	39	148	2	24	9	212	3	71	9-12-0	212	3	71	3	80	0	30	0	0	0	0	360
12/4/10	at Cincinnati	36	156	0	19	12	109	1	26	12-24-3	109	1	26	4	64	0	20	1	0	0	0	265
1/8/11	vs Kentucky	32	104	1	28	21	211	0	26	21-36-0	211	0	26	6	150	0	40	2	18	0	15	315
PITT		443	1560	12	45	224	2406	15	71	224-394-13	2406	15	71	58	1282	1	95	20	101	1	20	3966
PITT		470	2154	24	79	230	2616	16	79	230-360-11	2616	16	79	51	1040	0	54	28	344	0	31	4770

Games played: 13
 Avg per rush: 3.5
 Avg per catch: 10.7
 Pass efficiency: 114.11
 Kick ret avg: 22.1
 Punt ret avg: 5.1
 All purpose avg/game: 428.9
 Total offense avg/gm: 305.1

Date	Opponent	Tackles				Sacks	Fumble		Pass Defense			Blkd	PAT Attempts			saf	pts	
		ua	a	total	tfl-yds		no-yds	ff	fr-yds	int-yds	qbh		brup	kick	kick			rush
9/2/10	at Utah	26	52	78	4.0-24	2.0-16	0	1-0	1-2	0	4	0	3-3	0	0	0	0	27
9/11/10	NEW HAMPSHIRE	41	26	67	3.0-19	2.0-18	1	0-0	1-3	3	3	0	1-2	0	0	0	0	16
9/23/10	MIAMI	40	30	70	9.0-53	5.0-45	0	1-0	2-74	3	0	0	4-4	0	0	0	0	31
10/2/10	FLA. INTERNATIONAL	42	16	58	2.0-2	0.0-0	1	1-0	0-0	3	2	0	2-2	0	0	0	0	17
10/9/10	at Notre Dame	41	34	75	6.0-18	2.0-14	1	1-0	1-15	4	4	0	2-2	0	0	0	0	23
10/16/10	at Syracuse	42	20	62	6.0-24	2.0-17	0	0-0	0-0	2	1	0	2-2	0	0	0	0	14
10/23/10	RUTGERS	45	29	74	6.0-22	1.0-10	2	1-0	1-25	5	0	1	3-3	0	0	0	0	21
10/30/10	LOUISVILLE	37	26	63	6.0-15	0.0-0	0	0-0	0-0	6	6	0	0-0	0	0	0	0	3
11/1/10	at Connecticut	42	28	70	5.0-25	3.0-14	2	1-0	2-54	0	1	0	3-3	0	0	0	0	30
11/20/10	at South Florida	31	36	67	7.0-36	4.0-28	1	1-0	0-0	0	0	0	1-1	0	0	0	0	10
11/26/10	WEST VIRGINIA	46	15	61	3.0-16	2.0-14	5	3-29	1-53	11	6	0	5-5	0	0	0	0	35
12/4/10	at Cincinnati	53	14	67	5.0-7	0.0-0	1	1-0	1-1	1	4	0	1-1	0	0	0	0	10
1/8/11	vs Kentucky	43	20	63	2.0-2	0.0-0	0	0-0	1-0	0	1	0	1-1	0	0	0	0	10
PITT		529	346	875	64.0-263	23.0-176	14	11-29	11-227	38	32	1	28-29	0	0	0	0	247
PITT		529	278	807	73.0-351	34.0-235	13	9-94	13-126	34	42	3	40-40	0	1	0	0	342

Date	Opponent	Punting										Field Goals			Kickoffs				
		no.	yds	avg	long	blkd	tb	fc	50+	i20	md-att	long	blkd	no.	yds	avg	tb	ob	
9/2/10	at Utah	4	125	31.2	51	1	0	1	1	1	2-2	26	0	5	316	63.2	1	0	
9/11/10	NEW HAMPSHIRE	8	280	35.0	52	0	0	0	1	0	1-1	22	0	4	271	67.8	1	0	
9/23/10	MIAMI	6	267	44.5	60	0	0	0	2	1	1-1	28	0	6	385	64.2	0	0	
10/2/10	FLA. INTERNATIONAL	5	173	34.6	43	0	0	0	0	0	1-1	27	0	4	234	58.5	0	0	
10/9/10	at Notre Dame	5	233	46.6	51	0	0	0	2	3	3-3	50	0	6	378	63.0	0	0	
10/16/10	at Syracuse	6	269	44.8	53	0	0	1	2	0	0-0	0	0	3	198	66.0	0	0	
10/23/10	RUTGERS	9	398	44.2	56	0	1	0	4	1	0-0	0	0	4	242	60.5	0	0	
10/30/10	LOUISVILLE	4	179	44.8	58	0	1	1	1	0	1-2	35	0	2	125	62.5	0	0	
11/1/10	at Connecticut	5	196	39.2	43	0	0	2	0	2	3-3	46	0	7	432	61.7	0	0	
11/20/10	at South Florida	6	161	26.8	37	1	0	3	0	2	1-2	35	0	3	198	66.0	1	1	
11/26/10	WEST VIRGINIA	4	143	35.8	46	0	1	1	0	0	0-0	0	0	6	372	62.0	0	0	
12/4/10	at Cincinnati	4	156	39.0	46	0	0	0	0	0	1-1	33	0	3	186	62.0	0	0	
1/8/11	vs Kentucky	2	50	25.0	50	1	0	0	1	0	1-2	50	0	3	167	55.7	0	0	
PITT		68	2630	38.7	60	3	3	9	14	10	15-18	50	0	56	3504	62.6	3	1	
PITT		46	2014	43.8	71	1	4	7	17	13	18-25	42	0	70	4616	65.9	11	1	



PITT STATISTICS

INDIVIDUAL GAME HIGHS

Rushes	42	LEWIS,DION at Cincinnati (12/4/10)
Yards Rushing	277	GRAHAM,Ray vs Fla. International (10/2/10)
TD Rushes	4	LEWIS,DION at Cincinnati (12/4/10)
Long Rush	79	GRAHAM,Ray vs Fla. International (10/2/10)
Pass attempts	46	SUNSERI,Tino vs West Virginia (11/26/10)
Pass completions	28	SUNSERI,Tino vs West Virginia (11/26/10)
Yards Passing	307	SUNSERI,Tino vs Rutgers (10/23/10)
TD Passes	4	SUNSERI,Tino at Syracuse (10/16/10)
Long Pass	79	SUNSERI,Tino at Syracuse (10/16/10)
Receptions	9	BALDWIN,Jon at Notre Dame (10/9/10)
Yards Receiving	139	BALDWIN,Jon vs Rutgers (10/23/10)
TD Receptions	2	CRUZ,Mike vs Rutgers (10/23/10)
Long Reception	79	STREET,Devin at Syracuse (10/16/10)
Field Goals	3	HUTCHINS,Dan at Utah (9/2/10)
	3	HUTCHINS,Dan vs Fla. International (10/2/10)
Long Field Goal	42	HUTCHINS,Dan vs Louisville (10/30/10)
	42	HUTCHINS,Dan vs West Virginia (11/26/10)
Punts	8	HUTCHINS,Dan vs Miami (9/23/10)
Punting Avg	52.7	HUTCHINS,Dan vs New Hampshire (9/11/10)
Long Punt	71	HUTCHINS,Dan vs Louisville (10/30/10)
Long Punt Return	31	SADDLER,Cameron at Syracuse (10/16/10)
Long Kickoff Return	54	GRAHAM,Ray vs Fla. International (10/2/10)
Tackles	13	GRUDER,Max at Notre Dame (10/9/10)
	13	DeCICCO,Dom at South Florida (11/20/10)
Sacks	3.0	ALECXIH,Chas vs New Hampshire (9/11/10)
	3.0	LINDSEY,Brandon vs Rutgers (10/23/10)
Tackles For Loss	4.0	LINDSEY,Brandon vs Rutgers (10/23/10)
Interceptions	2	DeCICCO,Dom at Cincinnati (12/4/10)

PITT STATISTICS

TEAM GAME HIGHS

Rushes	47	at Cincinnati (12/4/10)
Yards Rushing	300	vs Fla. International (10/2/10)
Yards Per Rush	8.3	vs Fla. International (10/2/10)
TD Rushes	4	vs Fla. International (10/2/10)
	4	at Cincinnati (12/4/10)
Pass attempts	46	vs West Virginia (11/26/10)
Pass completions	28	vs West Virginia (11/26/10)
Yards Passing	307	vs Rutgers (10/23/10)
Yards Per Pass	11.7	at Syracuse (10/16/10)
TD Passes	4	at Syracuse (10/16/10)
Total Plays	73	vs West Virginia (11/26/10)
Total Offense	513	vs Rutgers (10/23/10)
Yards Per Play	7.7	vs Fla. International (10/2/10)
Points	45	at Syracuse (10/16/10)
Sacks By	7	vs Rutgers (10/23/10)
First Downs	24	vs Rutgers (10/23/10)
Penalties	12	at Utah (9/2/10)
Penalty Yards	116	at South Florida (11/20/10)
Turnovers	4	vs West Virginia (11/26/10)
Interceptions By	3	at Cincinnati (12/4/10)



PITT STATISTICS

OPPONENT INDIVIDUAL GAME HIGHS

Rushes	37	TODMAN, Jordan, at Connecticut (11/11/10)
Yards Rushing	222	TODMAN, Jordan, at Connecticut (11/11/10)
TD Rushes	2	Perry, Darriet, vs Fla. International (10/2/10)
	2	CLARKE, Ryan, vs West Virginia (11/26/10)
Long Rush	45	MITCHELL, Terre, at South Florida (11/20/10)
Pass attempts	46	NASSIB, Ryan, at Syracuse (10/16/10)
Pass completions	25	NASSIB, Ryan, at Syracuse (10/16/10)
Yards Passing	283	WYNN, Jordan, at Utah (9/2/10)
TD Passes	3	WYNN, Jordan, at Utah (9/2/10)
	3	SMITH, Geno, vs West Virginia (11/26/10)
Long Pass	71	SMITH, Geno, vs West Virginia (11/26/10)
Receptions	12	Jeannot, Chris, vs New Hampshire (9/11/10)
Yards Receiving	155	CHRISTOPHER, De, at Utah (9/2/10)
TD Receptions	2	BROOKS, Jereme, at Utah (9/2/10)
	2	AUSTIN, Tavon, vs West Virginia (11/26/10)
Long Reception	71	AUSTIN, Tavon, vs West Virginia (11/26/10)
Field Goals	3	RUFFER, D., at Notre Dame (10/9/10)
	3	TEGGART, Dave, at Connecticut (11/11/10)
Long Field Goal	50	RUFFER, D., at Notre Dame (10/9/10)
	50	Craig McIntosh, vs Kentucky (1/8/11)
Punts	9	DELLAGANNA, Ted, vs Rutgers (10/23/10)
Punting Avg	50.0	Ryan Tydlacka, vs Kentucky (1/8/11)
Long Punt	60	Bosher, M., vs Miami (9/23/10)
Long Punt Return	20	HOLMES, Mike, at Syracuse (10/16/10)
Long Kickoff Return	95	WILLIAMS, Nick, at Connecticut (11/11/10)
Tackles	14	Danny Trevathan, vs Kentucky (1/8/11)
Sacks	2.0	Smith, A., vs Miami (9/23/10)
Tackles For Loss	3.0	Smith, A., vs Miami (9/23/10)
Interceptions	1	BLECHEN, Brian, at Utah (9/2/10)
	1	McGuinness, R., vs New Hampshire (9/11/10)
	1	Van Dyke, D., vs Miami (9/23/10)
	1	Hill, R., vs Miami (9/23/10)
	1	SMITH, H., at Notre Dame (10/9/10)
	1	NOONAN, Charlie, vs Rutgers (10/23/10)
	1	JUNIOR, Jerome, at Connecticut (11/11/10)
	1	GRATZ, Dwayne, at Connecticut (11/11/10)
	1	HOGAN, Brandon, vs West Virginia (11/26/10)
	1	CHEATHAM, C., at Cincinnati (12/4/10)
	1	Randall Burden, vs Kentucky (1/8/11)



PITT STATISTICS

OPPONENT TEAM GAME HIGHS

Rushes	46	at Connecticut (11/11/10)
Yards Rushing	249	at Connecticut (11/11/10)
Yards Per Rush	5.4	at Connecticut (11/11/10)
TD Rushes	2	vs Miami (9/23/10)
	2	vs Fla. International (10/2/10)
	2	vs West Virginia (11/26/10)
Pass attempts	46	at Syracuse (10/16/10)
Pass completions	25	at Syracuse (10/16/10)
Yards Passing	283	at Utah (9/2/10)
Yards Per Pass	17.7	vs West Virginia (11/26/10)
TD Passes	3	at Utah (9/2/10)
	3	vs West Virginia (11/26/10)
Total Plays	72	vs New Hampshire (9/11/10)
Total Offense	405	at Utah (9/2/10)
Yards Per Play	7.1	vs West Virginia (11/26/10)
Points	35	vs West Virginia (11/26/10)
Sacks By	5	vs Miami (9/23/10)
First Downs	22	at Notre Dame (10/9/10)
Penalties	11	at Utah (9/2/10)
Penalty Yards	99	at Utah (9/2/10)
Turnovers	4	at Syracuse (10/16/10)
	4	at Cincinnati (12/4/10)
Interceptions By	2	vs Miami (9/23/10)
	2	at Connecticut (11/11/10)



PITT STATISTICS

PITT Inside Opponent Red-Zone

Date	Opponent	Score	Times In RZ	Times Scored	Total Pts	Rush TDs	Pass TDs	FGs Made	Failed to score inside RZ						
									FGA	Down	Int	Fumb	Half	Game	
9/2/10	at Utah	L 24-27	4	4	16	1	1	0	3	0	0	0	0	0	0
9/11/10	NEW HAMPSHIRE	W 38-16	4	4	24	3	2	1	1	0	0	0	0	0	0
9/23/10	MIAMI	L 3-31	3	1	3	0	0	0	1	0	0	1	0	1	0
10/2/10	FLA. INTERNATIONAL	W 44-17	4	4	24	3	2	1	1	0	0	0	0	0	0
10/9/10	at Notre Dame	L 17-23	4	2	10	1	1	0	1	1	0	0	1	0	0
10/16/10	at Syracuse	W 45-14	4	4	24	3	1	2	1	0	0	0	0	0	0
10/23/10	RUTGERS	W 41-21	5	5	27	3	1	2	2	0	0	0	0	0	0
10/30/10	LOUISVILLE	W 20-3	4	3	13	1	1	0	2	1	0	0	0	0	0
11/11/10	at Connecticut	L 28-30	4	4	28	4	3	1	0	0	0	0	0	0	0
11/20/10	at South Florida	W 17-10	2	2	10	1	0	1	1	0	0	0	0	0	0
11/26/10	WEST VIRGINIA	L 10-35	2	1	7	1	0	1	0	0	0	0	1	0	0
12/4/10	at Cincinnati	W 28-10	5	2	14	2	2	0	0	1	0	1	1	0	0
1/8/11	vs Kentucky	W 27-10	6	5	27	3	2	1	2	0	0	1	0	0	0
Totals			51	41	227	26	16	10	15	3	0	3	3	1	0

41 of 51 (80.4%)

Opponents Inside PITT Red-Zone

Date	Opponent	Score	Times In RZ	Times Scored	Total Pts	Rush TDs	Pass TDs	FGs Made	Failed to score inside RZ						
									FGA	Down	Int	Fumb	Half	Game	
9/2/10	at Utah	L 24-27	5	4	20	2	0	2	2	0	0	1	0	0	0
9/11/10	NEW HAMPSHIRE	W 38-16	3	3	16	2	1	1	1	0	0	0	0	0	0
9/23/10	MIAMI	L 3-31	5	5	31	4	2	2	1	0	0	0	0	0	0
10/2/10	FLA. INTERNATIONAL	W 44-17	3	3	17	2	2	0	1	0	0	0	0	0	0
10/9/10	at Notre Dame	L 17-23	5	4	20	2	1	1	2	0	0	0	0	1	0
10/16/10	at Syracuse	W 45-14	3	2	14	2	1	1	0	0	1	0	0	0	0
10/23/10	RUTGERS	W 41-21	1	1	7	1	1	0	0	0	0	0	0	0	0
10/30/10	LOUISVILLE	W 20-3	2	1	3	0	0	0	1	1	0	0	0	0	0
11/11/10	at Connecticut	L 28-30	2	2	10	1	0	1	1	0	0	0	0	0	0
11/20/10	at South Florida	W 17-10	1	1	3	0	0	0	1	0	0	0	0	0	0
11/26/10	WEST VIRGINIA	L 10-35	5	4	28	4	2	2	0	0	1	0	0	0	0
12/4/10	at Cincinnati	W 28-10	3	2	10	1	0	1	1	0	0	1	0	0	0
1/8/11	vs Kentucky	W 27-10	3	1	7	1	1	0	0	1	1	0	0	0	0
Totals			41	33	186	22	11	11	11	2	3	2	0	1	0

33 of 41 (80.5%)

2010 BIG EAST & NCAA RANKINGS

2010 INDIVIDUAL BIG EAST & NCAA RANKINGS

BIG EAST INDIVIDUAL RANKINGS (Top 3)

Individual	Category	Avg./Rating	Big East
Dan Hutchins	Punting	44.8 yards/punt	1st
	PAT Kicking Pct.	100.0 pct. (40-40)	T-1st
	Scoring (kick)	7.2 points/game	2nd
	Scoring (overall)	7.2 points/game	2nd
	Field Goals	1.38 field goals/game	T-2nd
Brandon Lindsey	Field Goal Pct.	72.0 pct. (18-25)	3rd
	Tackles for Loss	1.38 TFLs/game	1st
Jabaal Sheard	Sacks	0.77 sacks/game	2nd
	Forced Fumbles	0.33 forced fumbles/game	T-1st
	Tackles for Loss	1.21 TFLs/game	T-2nd
	Sacks	0.75 sacks/game	3rd
Dom DeCicco	Interceptions	0.42 interceptions/game	2nd
Cameron Saddler	Punt Return Average	10.5 yards/return	3rd
Tino Sunseri	Pass Efficiency	137.0 rating	3rd
	Passing	197.8 yards/game	3rd
	Total Offense	206.2 yards/game	3rd
Ray Graham	All Purpose	136.3 yards/game	3rd
Dion Lewis	Scoring (TDs)	6.5 points/game	3rd
Jarred Holley	Interceptions	0.38 interceptions/game	T-3rd

NCAA INDIVIDUAL RANKINGS (Top 30)

Individual	Category	Avg./Rating	NCAA
Jabaal Sheard	Forced Fumbles	0.33 forced fumbles/game	T-7th
	Pass Sacks	0.75 sacks/game	T-20th
Dom DeCicco	Interceptions	0.42 interceptions/game	T-15th
	Solo Tackles	5.58 solo tackles/game	T-17th
Brandon Lindsey	Tackles for Loss	1.38 TFLs/game	16th
	Pass Sacks	0.77 sacks/game	T-16th
Dan Hutchins	Field Goals	1.38 field goals/game	T-21st
Jarred Holley	Interceptions	0.38 interceptions/game	T-22nd
Cameron Saddler	Punt Returns	10.52 yards/return	24th
Ray Graham	All-Purpose Running	136.33 yards/game	28th

2010 TEAM BIG EAST & NCAA RANKINGS

BIG EAST TEAM RANKINGS (Top 3)

Category	Avg./Rating	Big East
Punting	39.8 net yards/punt	1st
Time of Possession	32:17 min./game	1st
PAT Kicking	100.0 pct. (40-40)	T-1st
Scoring Defense	19.0 points/game	2nd
Rushing Defense	120.0 yards/game	2nd
Pass Eff. Defense	114.1 rating	2nd
Punt Return Avg.	12.3 yards/return	2nd
Total Defense	305.1 yards/game	3rd
Interceptions	13 total interceptions	3rd
Rushing Offense	165.7 yards/game	3rd
Pass Offense	201.2 yards/game	3rd
Third Down Conv.	42.3 pct. (74-175)	3rd
Sacks By	2.62 sacks by/game	3rd
Sacks Against	1.77 sacks/game	3rd
Kickoff Coverage	44.5 net yards/kick	3rd
Pass Efficiency	133.5 rating	3rd

NCAA TEAM RANKINGS (Top 30)

Category	Avg./Rating	NCAA
Net Punting	39.85 net yards/punt	7th
Total Defense	305.08 yards/game	8th
Punt Rtn. Defense	5.05 yards/return	13th
Time of Possession	32:17 min./game	14th
Scoring Defense	19.00 points/game	15th
Rushing Defense	120.00 yards/game	17th
Pass Sacks	2.62 sacks/game	T-17th
Pass Defense	185.08 yards/game	19th
Punt Returns	12.29 yards/return	22nd
Pass Eff. Defense	114.16 rating	22nd
TFLs Allowed	4.92 TFLs/game	T-25th

2010 HONORS & AWARDS

Jon Baldwin — Wide Receiver

All-Big East (first team)
Coaching Staff Offensive Player of the Game (Rutgers)
Biletnikoff Award Watch List
Maxwell Award Watch List

Pat Bostick — Quarterback

Big East All-Academic Football Team

Myles Caragein — Defensive Lineman

Coaching Staff Defensive Player of the Game (USF)
Big East All-Academic Football Team

Pat Costello — Defensive Back

Big East All-Academic Football Team

Mike Cruz — Tight End

John Mackey Tight End of the Week (Oct. 25)

Dom DeCicco — Defensive Back

All-Big East (first team)
Big East All-Academic Football Team
Coaching Staff Defensive Player of the Game (Syracuse)
Coaching Staff Defensive Player of the Game (Louisville)
Coaching Staff Defensive Player of the Game (USF)
Jim Thorpe Award Watch List

Ray Graham — Running Back

Big East Offensive Player of the Week (Oct. 4)
Rivals Big East Offensive Player of the Week (Oct. 4)
Coaching Staff Offensive Player of the Game (FIU)

Kolby Gray — Defensive Back

Big East All-Academic Football Team

Max Gruder — Linebacker

Big East All-Academic Football Team

Kevin Harper — Placekicker

Coaching Staff Special Teams Player of the Game (USF)
Big East All-Academic Football Team

Jarred Holley — Defensive Back

All-Big East (second team)

Dan Hutchins — Placekicker/Punter

All-Big East (first team, punter)
Ray Guy Award Semifinalist
Phil Steele Midseason All-America Team (first team, punter)
Big East Special Teams Player of the Week (Oct. 4)
Big East Special Teams Player of the Week (Oct. 18)
Coaching Staff Special Teams Player of the Game (New Hampshire)
Lou Groza Award Watch List
Ray Guy Award Watch List

Henry Hynoski — Fullback

Big East All-Academic Football Team

Buddy Jackson — Defensive Back

Coaching Staff Special Teams Player of the Game (Syracuse)

Andrew Janocko — Quarterback

Big East All-Academic Football Team

Dion Lewis — Running Back

BBVA Compass Bowl MVP
Big East Offensive Player of the Week (Dec. 6)
Coaching Staff Offensive Player of the Game (USF)
Doak Walker Award Watch List
Maxwell Award Watch List
Walter Camp Award Watch List

Brandon Lindsey — Defensive Lineman

All-Big East (second team)
Coaching Staff Defensive Player of the Game (Rutgers)
Ted Hendricks Defensive End of the Year Mid-Season Watch List

Chris Mike — Fullback

Big East All-Academic Football Team

Marco Pecora — Defensive Back

Big East All-Academic Football Team

Jason Pinkston — Offensive Lineman

All-Big East (first team)
Outland Trophy Watch List
Rotary Lombardi Award Watch List

Greg Romeus — Defensive Lineman

Bronko Nagurski Trophy Watch List
Chuck Bednarik Award Watch List
Lott Trophy Watch List
Rotary Lombardi Award Watch List
Ted Hendricks Defensive End of the Year Preseason Watch List

Cameron Saddler — Wide Receiver/Returner

Coaching Staff Special Teams Player of the Game (Rutgers)

Mike Shanahan — Wide Receiver

Coaching Staff Offensive Player of the Game (Louisville)
Big East All-Academic Football Team

Jabaal Sheard — Defensive Lineman

AFCA All-America Team
Big East Defensive Player of the Year
All-Big East (unanimous first team)
Ted Hendricks Defensive End of the Year Finalist
Coaching Staff Defensive Player of the Game (New Hampshire)
Coaching Staff Defensive Player of the Game (Rutgers)

Tino Sunseri — Quarterback

Coaching Staff Offensive Player of the Game (New Hampshire)
Coaching Staff Offensive Player of the Game (Syracuse)
Big East All-Academic Football Team

Andrew Taglianetti — Defensive Back

Big East All-Academic Football Team

Tyler Tkach — Defensive Lineman

Big East All-Academic Football Team

Joe Trebitz — Linebacker

Coaching Staff Special Teams Player of the Game (Louisville)
Big East All-Academic Football Team

Matt Yoklic — Punter

Big East All-Academic Football Team

2010 GAME-BY-GAME STARTING LINEUPS

OFFENSE

GAME	SE/X Rec.	LT	LG	C	RG	RT	TE/Y Rec.	FL/Z Rec.	QB	FB	TB
Utah	Shanahan	Pinkston	Jacobson	Karabin	Gaskins	L. Nix	Cruz	Baldwin	Sunseri	Hynoski	Lewis
New Hampshire	Shanahan	Pinkston	Jacobson	Karabin	Gaskins	L. Nix	Cruz	Baldwin	Sunseri	Hynoski	Lewis
Miami (Fla.)	Shanahan	Pinkston	Jacobson	Karabin	Gaskins	L. Nix	Cruz	Baldwin	Sunseri	Hynoski	Lewis
FIU	Shanahan	Pinkston	Jacobson	Karabin	L. Nix	Gibbs	Cruz	Baldwin	Sunseri	Hynoski	Graham
Notre Dame	Shanahan	Pinkston	Jacobson	Karabin	L. Nix	Gibbs	Cruz	Baldwin	Sunseri	Street*	Lewis
Syracuse	Street	Pinkston	Jacobson	Karabin	L. Nix	Gibbs	B. DeCicco	Baldwin	Sunseri	Hynoski	Lewis
Rutgers	Shanahan	Pinkston	Jacobson	Karabin	L. Nix	Gibbs	Cruz	Baldwin	Sunseri	Hynoski	Graham#
Louisville	Shanahan	Pinkston	Jacobson	Karabin	L. Nix	Gibbs	Cruz	Baldwin	Sunseri	Hynoski	Lewis
Connecticut	Shanahan	Pinkston	Jacobson	Karabin	L. Nix	Gibbs	Cruz	Baldwin	Sunseri	B. DeCicco^	Lewis
USF	Shanahan	Pinkston	Jacobson	Karabin	L. Nix	Gibbs	Cruz	Baldwin	Sunseri	Hynoski	Lewis
West Virginia	Street	Pinkston	Jacobson	Karabin	Gaskins	Gibbs	Cruz	Baldwin	Sunseri	B. DeCicco^	Lewis
Cincinnati	Shanahan	Pinkston	Jacobson	Karabin	L. Nix	Gibbs	Cruz	Baldwin	Sunseri	Hynoski	Lewis
Kentucky	Street	Pinkston	Jacobson	Karabin	L. Nix	Gibbs	Cruz	Baldwin	Sunseri	Hynoski	Lewis

* Pitt started three wide receivers and no fullback vs. Notre Dame

Pitt started three wide receivers and a fullback vs. Rutgers

^ Pitt started two tight ends and no fullback vs. Connecticut and West Virginia

DEFENSE

GAME	DE	NT	DT	DE	SLB	MLB	WLB	CB	SS	FS	CB
Utah	Sheard	Caragein	Alexih	Romeus	Gruder	Mason	G. Williams	Gary	D. DeCicco	Holley	Reed
New Hampshire	Sheard	Caragein	Alexih	Lindsey	Gruder	Mason	G. Williams	Gary	Hendricks	Holley	Reed
Miami (Fla.)	Sheard	Caragein	Alexih	Lindsey	G. Williams	Gruder	Roberts	Gary	D. DeCicco	Holley	Reed
FIU	Sheard	Caragein	Alexih	Lindsey	G. Williams	Gruder	D. DeCicco	Gary	Hendricks	Holley	Reed
Notre Dame	Sheard	Caragein	Alexih	Lindsey	G. Williams	Gruder	D. DeCicco	Gary	Hendricks	Holley	Reed
Syracuse	Sheard	Caragein	Alexih	Lindsey	Gordon	Gruder	Roberts	Gary	D. DeCicco	Holley	Reed
Rutgers	Sheard	Caragein	Alexih	Lindsey	G. Williams	Gruder	Roberts	Gary	D. DeCicco	Holley	Reed
Louisville	Sheard	Caragein	Alexih	Lindsey	G. Williams	Gruder	D. DeCicco	Gary	Hendricks	Holley	Reed
Connecticut	Sheard	Caragein	Alexih	Romeus	G. Williams	Gruder	Roberts	Gary	D. DeCicco	Holley	Reed
USF	Sheard	Caragein	Alexih	Lindsey	G. Williams	Gruder	Roberts	Gary	D. DeCicco	Holley	Reed
West Virginia	Sheard	Caragein	Alexih	Lindsey	G. Williams	Gruder	Roberts	Gary	D. DeCicco	Holley	Reed
Cincinnati	Sheard	Caragein	Alexih	Lindsey	Roberts	Gruder	D. DeCicco	Gary	Hendricks	Holley	Reed
Kentucky	Hargrove	Tkach	Alexih	Lindsey	G. Williams	Gruder	Roberts	Gary	D. DeCicco	Holley	K. Williams



2010 GAME-BY-GAME REVIEW

GAME 1: NR/#24 Utah 27 #15/15 Pitt 24 (OT)
 Sept. 2, 2010 • Rice-Eccles Stadium • 45,730

Playing its first season opener on the road since 1993, No. 15 Pitt fell to No. 24 Utah, 27-24, in OT...it was Utah's 18th consecutive home victory, a streak dating back to 2007...trailing 24-13 midway through the final period, Pitt rallied to force overtime...Tino Sunseri, making his first collegiate start, hit Jon Baldwin on a 44-yard TD strike and subsequent 2-point conversion pass to make it 24-21 with 7:11 to go...on its final possession of regulation, Pitt took over at the 50 and moved to the Utah 13, where Dan Hutchins tied the game with a 30-yard field goal...Pitt had the ball first in OT and on its first play was intercepted by Brian Blechen...the Utes then converted a 21-yard FG for the victory.

PITT	0	7	3	14	0	24
UTAH	0	14	3	7	3	27

First Quarter

No scoring

Second Quarter

PITT — Lewis 3-yard run (Hutchins kick) 12:00
 UTAH — Brooks 19-yard pass from Wynn (Phillips kick) 6:27
 UTAH — Brooks 3-yard pass from Wynn (Phillips kick) 5:39

Third Quarter

UTAH — Phillips 26-yard field goal 11:52
 PITT — Hutchins 37-yard field goal 3:51

Fourth Quarter

PITT — Hutchins 28-yard field goal 9:48
 UTAH — Christopher 61-yard pass from Wynn (Phillips kick) 7:59
 PITT — Baldwin 44-yard pass from Sunseri (Sunseri pass to Baldwin) 7:11
 PITT — Hutchins 30-yard field goal 0:00

Overtime

UTAH — Phillips 21-yard field goal

Team Stats	PITT	UTAH
First Downs	17	21
Rushes-Yards	36-82	27-122
Att-Comp-Int	28-16-1	36-21-1
Passing Yards	184	283
Total Yards	266	405
Punt Returns-Yards	1-18	1-(-2)
Kick Returns-Yards	4-75	3-63
Interceptions-Yards	1-0	1-2
Fumbles-Lost	1-1	2-2
Punts-Average	4-44.5	4-31.2
Penalties-Yards	12-75	11-99
Third Down Conv.	5-14	7-14
Fourth Down Conv.	1-1	0-0
Sacks By-Yards	0-0	2-16
Possession Time	34:06	25:54

Rushing

PITT — Lewis 25-75, 1 TD; Hynoski 5-15; Saddler 1-4; Baldwin 1-3; Sunseri 4-(-15).
UTAH — Asiatia 16-65; Wide 9-47; Wynn 2-10.

Passing

PITT — Sunseri 28-16-1, 184 yards, 1 TD.
UTAH — Wynn 36-21-1, 283 yards, 3 TD.

Receiving

PITT — Baldwin 4-71, 1 TD; Shanahan 4-51; Cruz 3-21; Hynoski 2-21; Saddler 2-11; Lewis 1-9.
UTAH — Christopher 8-155, 1 TD; Brooks 5-87, 2 TD; Wide 4-24; Moeai 1-6; Matthews 1-4; Asiatia 1-4; Smithson 1-3.

GAME 2: Pitt 38 New Hampshire 16
 Sept. 11, 2010 • Heinz Field • 50,120

Tino Sunseri threw two touchdowns in a five-minute span, while Ray Graham rushed for 115 yards and two touchdowns to lift Pitt to a victory over New Hampshire, which entered the game ranked No. 6 in FCS...Graham averaged nearly 13 yards per carry, achieving the first 100-yard rushing game of his career on just nine attempts...Sunseri threw for a career-best 275 yards...his top target was Jon Baldwin, who had six catches for 100 yards and a 56-yard scoring reception...it was the ninth 100-yard receiving game of Baldwin's career...first-year starting DT Chas Alecxih had three sacks...the Panthers had six total sacks vs. UNH after recording zero at Utah...Pitt improved to 9-0 against FCS opponents...New Hampshire had beaten its five prior FBS foes before facing the Panthers.

NEW HAMPSHIRE	0	3	7	6	16
PITT	10	7	14	7	38

First Quarter

PITT — Hutchins 32-yard field goal 13:45
 PITT — Lewis 2-yard run (Hutchins kick) 3:52

Second Quarter

UNH — DeLago 22-yard field goal 11:54
 PITT — Saddler 2-yard pass from Sunseri (Hutchins kick) 0:18

Third Quarter

PITT — Baldwin 56-yard pass from Sunseri (Hutchins kick) 10:18
 UNH — Peters 2-yard run (DeLago kick) 7:10
 PITT — Graham 8-yard run (Hutchins kick) 2:20

Fourth Quarter

PITT — Graham 64-yard run (Hutchins kick) 10:43
 UNH — Cullen 11-yard pass from Decker (kick failed) 1:13

Team Stats	UNH	PITT
First Downs	20	21
Rushes-Yards	35-73	29-169
Att-Comp-Int	37-21-1	36-25-1
Passing Yards	225	276
Total Yards	298	445
Punt Returns-Yards	1-1	3-26
Kick Returns-Yards	6-102	3-70
Interceptions-Yards	1-3	1-10
Fumbles-Lost	0-0	1-0
Punts-Average	8-35.0	3-52.7
Penalties-Yards	7-71	7-66
Third Down Conv.	8-17	3-10
Fourth Down Conv.	0-0	0-1
Sacks By-Yards	2-18	6-35
Possession Time	29:13	30:47

Rushing

UNH — Decker 3-27; Fox 2-18; Peters 11-15, 1 TD; Toman 12-10; Jellison 6-4; Team 1-(-1).
PITT — Graham 9-115, 2 TD; Lewis 10-27, 1 TD; Sunseri 3-8; Douglas 3-8; Hynoski 3-6; Burns 1-5.

Passing

UNH — Toman 29-15-1, 183 yards; Decker 8-6-0, 42 yards, 1 TD.
PITT — Sunseri 34-24-1, 275 yards, 2 TD; Bostick 1-1-0, 1 yard; Team 1-0-0, 0 yards.

Receiving

UNH — Jeannot 12-110; Fox 3-42; Jellison 2-46; Cullen 2-16, 1 TD; Peters 1-6; Mason 1-5.
PITT — Baldwin 6-100, 1 TD; Lewis 5-52; Saddler 4-16, 1 TD; Shanahan 3-38; Graham 3-32; Street 2-36; Cross 1-1; Douglas 1-1.

2010 GAME-BY-GAME REVIEW

GAME 3: #19/19 Miami 31 Pitt 3 Sept. 23, 2010 • Heinz Field • 58,115

A smothering defensive effort led Miami past Pitt in the first meeting between the two schools since 2003...the visiting Hurricanes (2-1) led 10-0 at the half and 17-0 heading in the fourth quarter...despite being out-gained 204-76 in the first half, Pitt remained in contention due to a pair of interceptions by Dom DeCicco and Jarred Holley...Dan Hutchins' 27-yard field goal with 14:27 to play made it 17-3...the Panthers (1-2) were poised to cut the deficit further but fumbled a punt away at their own 43 with 12:19 left...three plays later Jacory Harris threw his second TD pass of the game, a 10-yarder to Travis Benjamin, to seal the result... it marked the first time in 60 games at Heinz Field that Pitt scored fewer than 10 points.

MIAMI	7	3	7	14	31
PITT	0	0	0	3	3

First Quarter

MIAMI — Berry 1-yard run (Bosher kick) 11:35

Second Quarter

MIAMI — Bosher 28-yard field goal 8:28

Third Quarter

MIAMI — Hankerson 19-yard pass from Harris (Bosher kick) 11:54

Fourth Quarter

PITT — Hutchins 27-yard field goal 14:27

MIAMI — Benjamin 10-yard pass from Harris (Bosher kick) 10:53

MIAMI — Miller 1-yard run (Bosher kick) 3:16

Team Stats	UM	PITT
First Downs	20	11
Rushes-Yards	35-100	36-128
Att-Comp-Int	32-21-2	24-13-2
Passing Yards	248	104
Total Yards	348	232
Punt Returns-Yards	3-3	4-37
Kick Returns-Yards	1-17	6-116
Interceptions-Yards	2-74	2-0
Fumbles-Lost	1-0	1-1
Punts-Average	6-44.5	8-45.5
Penalties-Yards	8-78	9-53
Third Down Conv.	5-12	4-15
Fourth Down Conv.	0-0	0-1
Sacks By-Yards	5-45	2-17
Possession Time	27:56	32:04

Rushing

UM — Berry 21-87, 1 TD; Miller 8-31, 1 TD; Team 1-0; Thompkins 1-(-6); Harris 4-(-12).

PITT — Graham 14-100; Lewis 12-41; Sunseri 7-14; Burns 1-0; Bostick 1-(-9); Cross 1-(-18).

Passing

UM — Harris 32-21-2, 248 yards, 2 TD.

PITT — Sunseri 15-8-0, 61 yards; Bostick 9-5-2, 43 yards.

Receiving

UM — Benjamin 6-96, 1 TD; Byrd 6-69; Hankerson 3-36, 1 TD; Berry 2-18; Gordon 2-11; Johnson 1-17; James 1-1.

PITT — Graham 3-41; Baldwin 3-26; Shanahan 3-19; Lewis 2-7; Saddle 1-6; Street 1-5.

GAME 4: Pitt 44 Florida International 17 Oct. 2, 2010 • Heinz Field • 45,207

Pitt literally ran past visiting FIU thanks to Ray Graham, making his first career start...Graham rushed for 277 yards on 29 carries (9.6 avg.) and scored three TDs, including runs of 34, 79 and 19 yards...his rushing yardage was the second highest in school history, trailing only Tony Dorsett's 303-yard performance against Notre Dame in 1975...Graham had 374 all-purpose yards (19 receiving and 78 on returns), which matched Dorsett's total against the Irish in '75...Tino Sunseri completed 15 of 23 for 169 yards and a TD...Sunseri finished strongly, hitting 13 of his final 14 passes for 150 yards...Dan Hutchins accounted for a career-high 14 points, converting 3-3 field goals and all five of his PATs...Pitt (2-2) led 13-10 at the half and 16-10 heading into the final period before exploding for 28 points in the fourth quarter...it was the first-ever meeting between Pitt and FIU (0-4).

FIU	0	10	0	7	17
PITT	0	13	3	28	44

First Quarter

No scoring

Second Quarter

PITT — Hutchins 30-yard field goal 14:02

FIU — Perry 1-yard run (Griffin kick) 8:35

PITT — Graham 34-yard run (Hutchins kick) 7:02

FIU — Griffin 27-yard field goal 1:01

PITT — Hutchins 38-yard field goal 0:00

Third Quarter

PITT — Hutchins 38-yard field goal 2:52

Fourth Quarter

PITT — Hynoski 9-yard pass from Sunseri (Hutchins kick) 13:39

FIU — Perry 3-yard run (Griffin kick) 12:07

PITT — Graham 79-yard run (Hutchins kick) 9:43

PITT — Graham 19-yard run (Hutchins kick) 4:22

PITT — Burns 4-yard run (Hutchins kick) 1:32

Team Stats	FIU	PITT
First Downs	21	21
Rushes-Yards	32-93	36-300
Att-Comp-Int	38-23-0	25-15-0
Passing Yards	223	169
Total Yards	316	469
Punt Returns-Yards	0-0	2-32
Kick Returns-Yards	6-104	4-102
Interceptions-Yards	0-0	0-0
Fumbles-Lost	1-1	2-1
Punts-Average	5-34.6	1-38.0
Penalties-Yards	3-24	10-64
Third Down Conv.	8-15	6-11
Fourth Down Conv.	1-1	1-1
Sacks By-Yards	0-0	2-19
Possession Time	30:08	29:52

Rushing

FIU — Harden 12-35; Mallary 5-35; Perry 9-28, 2TD; Times 1-10; Carroll 5-(-15).

PITT — Graham 29-277, 3 TD; Burns 3-12, 1 TD; Hynoski 1-7; Sunseri 3-4.

Passing

FIU — Carroll 38-23-0, 223 yards.

PITT — Sunseri 23-15-0, 169 yards, 1 TD; Team 2-0-0, 0 yards.

Receiving

FIU — Ellingson 6-78; Hilton 3-31; Mallary 3-30; Times 3-25; Younger 2-22; Rhodes 2-19; Harden 2-7; Williams 1-7; Mertile 1-4.

PITT — Shanahan 4-82; Street 3-30; Graham 3-19; Baldwin 2-14; Hynoski 2-14, 1 TD; Cruz 1-10.



2010 GAME-BY-GAME REVIEW

GAME 5: Notre Dame 23 Pitt 17
Oct. 9, 2010 • Notre Dame Stadium • 80,795

Despite advantages in total yards (382 to 329) and possession time (31:22 to 28:38), Pitt fell to host Notre Dame, 23-17...missed opportunities keyed the result...Pitt (2-3) moved inside the Irish 20 three times in the first half — reaching the 9, the 10 and the 19 — but scored only three points...the Panthers trailed 17-3 at halftime and 20-3 early in the third before rallying...Tino Sunseri hit Jon Baldwin on a 56-yard TD pass with 7:23 left, making it 23-17...but Pitt's final two possessions (which started at the Panthers' 10 and 7) netted just 11 yards as the Irish (3-3) snapped a two-game losing skid in the series...Baldwin had 111 yards receiving on a career-high nine catches...Sunseri, who also rushed for a touchdown, achieved career bests in completions (27) and attempts (39)...defensively, end Jabaal Sheard had two sacks...MLB Max Gruder had a career-high 13 tackles.

PITT	3	0	7	7	17
NOTRE DAME	7	10	3	3	23

First Quarter

PITT — Hutchins 26-yard field goal 7:26
ND — Floyd 1-yard pass from Crist (Ruffer kick) 2:36

Second Quarter

ND — Crist 10-yard run (Ruffer kick) 8:25
ND — Ruffer 32-yard field goal 3:22

Third Quarter

ND — Ruffer 50-yard field goal 12:11
PITT — Sunseri 4-yard run (Hutchins kick) 3:12

Fourth Quarter

ND — Ruffer 31-yard field goal 9:06
PITT — Baldwin 56-yard pass from Sunseri (Hutchins kick) 7:23

Team Stats	PITT	ND
First Downs	18	22
Rushes-Yards	31-110	31-87
Att-Comp-Int	39-27-1	39-24-0
Passing Yards	272	242
Total Yards	382	329
Punt Returns-Yards	1-(-2)	2-(-2)
Kick Returns-Yards	6-111	4-83
Interceptions-Yards	0-0	1-15
Fumbles-Lost	3-1	1-0
Punts-Average	3-47.3	5-46.6
Penalties-Yards	3-23	6-60
Third Down Conv.	5-15	4-12
Fourth Down Conv.	1-4	0-0
Sacks By-Yards	3-20	2-14
Possession Time	31:22	28:38

Rushing

PITT — Lewis 13-63; Graham 8-44; Sunseri 7-9, 1 TD; Hynoski 1-(-1); Hutchins 1-(-1); Janocko 1-(-4).
ND — Allen 13-56; Wood 7-28; Crist 7-5, 1 TD; Hughes 1-3; Team 3-(-5).

Passing

PITT — Sunseri 39-27-1, 272 yards, 1 TD.
ND — Crist 39-24-0, 242 yards, 1 TD.

Receiving

PITT — Baldwin 9-111, 1 TD; Shanahan 5-49; Hynoski 5-30; Street 3-42; Lewis 3-21; Graham 2-19.
ND — Riddick 7-75; Floyd 7-59, 1 TD; Rudolph 5-38; Goodman 2-15; Jones 1-37; Ragone 1-11; Allen 1-7.

GAME 6: Pitt 45 Syracuse 14
Oct. 16, 2010 • Carrier Dome • 40,168

Pitt continued its recent mastery of Syracuse with a 45-14 victory in the Carrier Dome...it was Pitt's sixth consecutive win over the Orange and third straight in the Dome...Tino Sunseri's pinpoint passing keyed the Panthers in their Big East opener...Sunseri connected on 71% of his passes (17 of 24) for a career-high 281 yards and four touchdowns with no interceptions...on Pitt's initial play from scrimmage he threw a screen to Devin Street, who took it 79 yards for a score and 7-0 lead...Sunseri threw three TDs in the first half to stake Pitt (3-3, 1-0) to a 28-7 halftime advantage...the lead increased to 35-7 in the third when CB Ricky Gary returned an INT 80 yards for a score...it was the second career TD for Gary and the 12th defensive TD by Pitt under Dave Wannstedt...Pitt forced a season-high four turnovers...Dan Hutchins averaged 50 yards on five punts and was perfect on seven placements (6-6 PATs, 1-1 FG)...Syracuse fell to 4-2 and 1-1.

PITT	14	14	7	10	45
SYRACUSE	7	0	0	7	14

First Quarter

PITT — Street 79-yard pass from Sunseri (Hutchins kick) 13:30
SYR — Carter 1-yard run (Krautman kick) 8:59
PITT — Graham 15-yard pass from Sunseri (Hutchins kick) 0:23

Second Quarter

PITT — Shanahan 30-yard pass from Sunseri (Hutchins kick) 9:39
PITT — Lewis 1-yard run (Hutchins kick) 3:18

Third Quarter

PITT — Gary 80-yard interception return (Hutchins kick) 10:27

Fourth Quarter

SYR — Chew 11-yard pass from Nassib (Krautman kick) 13:07
PITT — Hutchins 24-yard field goal 9:48
PITT — DeCicco 6-yard pass from Sunseri (Hutchins kick) 9:19

Team Stats	PITT	SYR
First Downs	16	21
Rushes-Yards	34-123	25-77
Att-Comp-Int	24-17-0	46-25-2
Passing Yards	281	231
Total Yards	404	308
Punt Returns-Yards	4-44	4-34
Kick Returns-Yards	3-52	8-186
Interceptions-Yards	2-80	0-0
Fumbles-Lost	0-0	3-2
Punts-Average	5-50.0	6-44.8
Penalties-Yards	10-99	4-30
Third Down Conv.	6-13	4-13
Fourth Down Conv.	0-0	1-2
Sacks By-Yards	1-6	2-17
Possession Time	33:20	26:40

Rushing

PITT — Lewis 14-78, 1 TD; Graham 11-53; Burns 5-7; Hynoski 1-1; Sunseri 3-(-16).
SYR — Carter 13-38, 1 TD; Bailey 7-25; Nassib 4-14; Team 1-0.

Passing

PITT — Sunseri 24-17-0, 281 yards, 4 TD.
SYR — Nassib 46-25-2, 231 yards, 1 TD.

Receiving

PITT — Shanahan 4-64, 1 TD; Street 3-82, 1 TD; Graham 3-22, 1 TD; Cruz 2-32; Lewis 2-9; Baldwin 1-61; DeCicco 1-6, 1 TD; Hynoski 1-5.
SYR — Lemon 8-108; Chew 5-50, 1 TD; Sales 4-36; Bailey 3-13; Provo 3-12; Cruz 2-12.

2010 GAME-BY-GAME REVIEW

GAME 7: Pitt 41 Rutgers 21 Oct. 23, 2010 • Heinz Field • 50,425

Pitt moved into sole possession of first place in the Big East with a 41-21 rout of Rutgers...the Panthers (4-3, 2-0) broke away from a 14-14 halftime tie with 27 unanswered points...Tino Sunseri threw for a career-high 307 yards, connecting on 78% of his passes (21 of 27) with three TD strikes...Jon Baldwin was the top target with 139 yards receiving on five catches (27.8 avg.), including a 45-yard TD... Dion Lewis rushed for a season-high 130 yards on 17 carries (7.6 avg.) and rambled for a 22-yard TD...it was the first time in 10 years Pitt had a 300-yard passer, 100-yard rusher and 100-yard receiver...Pitt outgained Rutgers 513 to 203, the Panthers' highest offensive output in five years...Rutgers (4-3, 1-1) had only been yielding 292.5 yards per game...Pitt collected seven sacks, including three by Brandon Lindsey and two by Jabaal Sheard...after scoring 45 points at Syracuse the week prior, the Panthers achieved back-to-back 40-point outings in Big East play for the first time ever.

RUTGERS	7	7	0	7	21
PITT	7	7	10	17	41

First Quarter

RU — Martinek 1-yard run (Te kick) 9:48
PITT — Cruz 3-yard pass from Sunseri (Hutchins kick) 1:07

Second Quarter

PITT — Graham 13-yard run (Hutchins kick) 8:25
RU — Bing recovered blocked punt in end zone (Te kick) 2:12

Third Quarter

PITT — Cruz 11-yard pass from Sunseri (Hutchins kick) 10:57
PITT — Hutchins 18-yard field goal 3:44

Fourth Quarter

PITT — Hutchins 34-yard field goal 14:56
PITT — Baldwin 45-yard pass from Sunseri (Hutchins kick) 12:34
PITT — Lewis 22-yard run (Hutchins kick) 7:55
RU — Harrison 27-yard pass from Savage (Te kick) 1:30

Team Stats	RU	PITT
First Downs	12	24
Rushes-Yards	36-95	39-206
Att-Comp-Int	22-10-1	28-22-1
Passing Yards	108	307
Total Yards	203	513
Punt Returns-Yards	3-40	5-76
Kick Returns-Yards	5-122	4-73
Interceptions-Yards	1-25	1-0
Fumbles-Lost	3-1	3-1
Punts-Average	9-44.2	3-29.0
Penalties-Yards	4-50	4-20
Third Down Conv.	3-12	5-13
Fourth Down Conv.	0-0	1-2
Sacks By-Yards	1-10	7-53
Possession Time	26:16	33:44

Rushing

RU — Martinek 13-52, 1 TD; Thomas 4-40; Deering 5-25; Young 2-18; Williams 3-17; Sanu 1-1; Savage 2-(-4); Dodd 6-(-54).
PITT — Lewis 17-130, 1 TD; Graham 14-56, 1 TD; Burns 5-17; Hynoski 1-5; Sunseri 2-(-2).

Passing

RU — Dodd 19-8-1, 62 yards; Savage 3-2-0, 46 yards, 1 TD.
PITT — Sunseri 27-21-1, 307 yards, 3 TD; Bostick 1-1-0, 0 yards.

Receiving

RU — Sanu 4-46; Harrison 3-52, 1 TD; Young 1-6; Thomas 1-6; Jefferson 1-(-2).
PITT — Hynoski 7-51; Baldwin 5-139, 1 TD; Shanahan 3-53; Street 2-20; Cruz 2-14, 2 TD; Graham 1-17; Lewis 1-13; Burns 1-0.

GAME 8: Pitt 20 Louisville 3 Oct. 30, 2010 • Heinz Field • 48,562

Pitt ran its winning streak to three games on the strength of an outstanding defensive effort...the Panthers limited Louisville's 442-yard per game offense to a season-low 185...the Cardinals mustered only 74 yards in the second half and were held scoreless on their final nine possessions after taking a first-quarter 3-0 lead...UL's Bilal Powell entered the game as the Big East's top rusher (No. 4 nationally) averaging 143.3 yards per game, but managed only 64 on 11 carries before leaving the game in the third period due to injury...Dom DeCicco and Jabaal Sheard led Pitt's defensive effort...DeCicco had 11 tackles and an INT...Sheard had two sacks and two forced fumbles...his sack and strip of Adam Froman resulted in a 56-yard fumble return by Myles Caragein to the UL 5...Dion Lewis scored three plays later, providing the final margin...Pitt (5-3, 3-0) remained atop the Big East standings with the win...Louisville fell to 4-4 and 1-2.

LOUISVILLE	3	0	0	0	3
PITT	3	3	7	7	20

First Quarter

LOU — Philpott 35-yard field goal 8:47
PITT — Hutchins 26-yard field goal 2:40

Second Quarter

PITT — Hutchins 42-yard field goal 9:34

Third Quarter

PITT — Graham 21-yard run (Hutchins kick) 9:36

Fourth Quarter

PITT — Lewis 1-yard run (Hutchins kick) 14:57

Team Stats	LOU	PITT
First Downs	14	15
Rushes-Yards	32-103	37-132
Att-Comp-Int	23-13-1	24-13-0
Passing Yards	82	123
Total Yards	185	255
Punt Returns-Yards	0-0	0-0
Kick Returns-Yards	5-113	2-49
Interceptions-Yards	0-0	1-5
Fumbles-Lost	2-1	1-0
Punts-Average	4-44.8	3-49.0
Penalties-Yards	6-46	4-35
Third Down Conv.	5-12	7-16
Fourth Down Conv.	0-0	1-2
Sacks By-Yards	0-0	3-25
Possession Time	28:26	31:34

Rushing

LOU — Powell 11-64; Wright 6-25; Brown 5-18; Donnell 5-14; Froman 5-(-18).
PITT — Lewis 18-65, 1 TD; Graham 9-40, 1 TD; Sunseri 4-23; Burns 3-3; Street 1-1; Baldwin 2-0.

Passing

LOU — Froman 22-13-0, 82 yards; Burke 1-0-1, 0 yards.
PITT — Sunseri 24-13-0, 123 yards.

Receiving

LOU — Beaumont 7-50; Smith 2-13; Powell 2-4; Wright 1-10; Graham 1-5.
PITT — Shanahan 3-35; Baldwin 3-24; Cruz 2-28; Mike 2-17; Lewis 1-11; Hynoski 1-8; Graham 1-0.



2010 GAME-BY-GAME REVIEW

GAME 9: Connecticut 30 Pitt 28

Nov. 11, 2010 • Rentschler Field • 35,391

Pitt's three-game winning streak was halted with a 30-28 setback to Connecticut...Pitt (5-4, 3-1) entered the contest with a two-game lead in the Big East and looked poised to gain bowl eligibility when they led 21-13 late in the third period...but two special teams miscues opened the door to 17-unanswered points by UConn...Pitt led 21-13 when Ray Graham scored on a five-yard run with 13 seconds remaining in the third quarter...Nick Williams returned the ensuing kickoff 95 yards for a TD, pulling UConn to within 21-20...UConn would then score 10 points in 48 seconds to seize a 30-21 lead with 6:19 remaining...the Huskies' final score was a 14-yard TD pass from Zach Frazer to Isiah Moore that came two plays after Pitt fumbled away a kickoff at its own 21...Jon Baldwin caught a 20-yard TD pass with 4:35 left to get the Panthers within two but they would draw no closer...UConn (5-4, 2-2) iced the game when Jordan Todman, who rushed for 222 yards, converted a 4th-and-1 from the Huskies' own 19 with 2½ minutes left.

PITT	7	0	14	7	28
CONNECTICUT	7	3	10	10	30

First Quarter

PITT — Lewis 4-yard run (Hutchins kick) 12:59
 UCONN — K. Moore 36-yard pass from Frazer (Teggart kick) 7:36

Second Quarter

UCONN — Teggart 46-yard field goal 13:37

Third Quarter

UCONN — Teggart 39-yard field goal 10:48
 PITT — Lewis 1-yard run (Hutchins kick) 5:27
 PITT — Graham 5-yard run (Hutchins kick) 0:13
 UCONN — Williams 95-yard kickoff return (Teggart kick) 0:00

Fourth Quarter

UCONN — Teggart 25-yard field goal 7:07
 UCONN — I. Moore 14-yard pass from Frazer (Teggart kick) 6:19
 PITT — Baldwin 20-yard pass from Sunseri (Hutchins kick) 4:35

Team Stats	PITT	UCONN
First Downs	18	19
Rushes-Yards	34-143	46-249
Att-Comp-Int	28-20-2	20-9-1
Passing Yards	220	100
Total Yards	363	349
Punt Returns-Yards	2-15	2-(-3)
Kick Returns-Yards	7-153	5-171
Interceptions-Yards	1-0	2-54
Fumbles-Lost	3-1	3-0
Punts-Average	6-38.3	5-39.2
Penalties-Yards	3-35	2-15
Third Down Conv.	7-14	3-14
Fourth Down Conv.	0-0	3-3
Sacks By-Yards	1-4	3-14
Possession Time	31:44	28:16

Rushing

PITT — Lewis 13-77, 2 TD; Graham 16-75, 1 TD; Sunseri 5-(-9).
 UCONN — Todman 37-222; Frey 5-23; Box 1-8; Frazer 1-1; K. Moore 2-(-5).

Passing

PITT — Sunseri 28-20-2, 220 yards, 1 TD.
 UCONN — Frazer 20-9-1, 100 yards, 2 TD.

Receiving

PITT — Baldwin 6-95, 1 TD; Lewis 5-50; Shanahan 3-28; Street 3-19; Cruz 2-19; Graham 1-9.
 UCONN — K. Moore 2-46, 1 TD; I. Moore 2-29, 1 TD; Frey 2-9; Griffin 1-9; Todman 1-7; Sherman 1-0.

GAME 10: Pitt 17 USF 10

Nov. 20, 2010 • Raymond James Stadium • 43,844

Pitt put the brakes on surging South Florida's three-game winning streak with a 17-10 victory at Raymond James Stadium...Dion Lewis rushed for a game-high 105 yards, including a 22-yard touchdown run to open the fourth quarter that broke a 10-10 tie and proved to be the game winner...the win was Pitt's third consecutive over USF and kept the Panthers atop the Big East standings with a 4-1 league mark (6-4 overall)...the Bulls (6-4, 3-3) were held to 285 total yards...their lone TD came on a wide receiver reverse by Terrence Mitchell, who scampered 45 yards to tie the game at 10 with 4:07 left in the third period...Dom DeCicco led Pitt's defensive effort with 13 tackles, matching his career high...Antwuan Reed ended the Bulls' last-gasp drive with an interception at the Pitt 20 as time expired...the 17 points were Pitt's lowest in a winning effort since Dec. 1, 2007, when it upset West Virginia, 13-9...with the win the Panthers became bowl eligible for the third consecutive season.

PITT	3	0	7	7	17
USF	0	3	7	0	10

First Quarter

PITT — Hutchins 36-yard field goal 9:26

Second Quarter

USF — Bonani 35-yard field goal 14:57

Third Quarter

PITT — Graham 12-yard pass from Sunseri (Hutchins kick) 6:22
 USF — Mitchell 45-yard run (Bonani kick) 4:07

Fourth Quarter

PITT — Lewis 22-yard run (Hutchins kick) 14:53

Team Stats	PITT	USF
First Downs	17	19
Rushes-Yards	38-150	37-153
Att-Comp-Int	16-11-0	29-15-1
Passing Yards	142	132
Total Yards	292	285
Punt Returns-Yards	2-55	1-12
Kick Returns-Yards	1-30	2-27
Interceptions-Yards	1-0	0-0
Fumbles-Lost	1-1	2-0
Punts-Average	4-42.5	6-26.8
Penalties-Yards	11-116	6-53
Third Down Conv.	2-9	4-15
Fourth Down Conv.	0-1	1-1
Sacks By-Yards	2-14	4-28
Possession Time	29:35	30:25

Rushing

PITT — Lewis 22-105, 1 TD; Graham 10-44; Sunseri 6-1.
 USF — Plancher 13-67; Mitchell 1-45, 1 TD; Murray 12-36; Kelly 3-7; Lamar 2-3; Daniels 6-(-5).

Passing

PITT — Sunseri 16-11-0, 142 yards, 1 TD.
 USF — Daniels 29-15-1, 132 yards.

Receiving

PITT — Shanahan 3-62; Baldwin 3-36; Graham 3-9, 1 TD; Cruz 1-22; Street 1-13.
 USF — Bogan 4-60; Landi 4-31; Hornes 3-19; Virgin 1-15; Murray 1-7; Kelly 1-3; Lamar 1-(-3).

2010 GAME-BY-GAME REVIEW

GAME 11: West Virginia 35 Pitt 10 Nov. 26, 2010 • Heinz Field • 60,562

Four turnovers doomed Pitt in a 35-10 loss to West Virginia in the 103rd edition of the "Backyard Brawl"...the Panthers held statistical advantages in total offense (362 yards to 360), first downs (20 to 13) and time of possession (33:28 to 26:32)...the turnover differential proved to be the most decisive stat: Pitt lost three fumbles and threw an interception, while West Virginia did not have a single turnover... particularly frustrating was a first half that saw the Panthers compile 205 yards to West Virginia's 75, but Pitt still trailed 14-7 at intermission...the Mountaineers seized control in the third period when Geno Smith threw two touchdown passes, including a 71-yard bomb to Tavon Austin on the third play of the second half...Smith finished 9 of 12 for 212 yards with three TDs and no interceptions...the loss created a three-way tie atop the Big East standings between Pitt, West Virginia and Connecticut, each with 4-2 league marks...West Virginia improved to 8-3 overall, while the Panthers fell to 6-5.

WVU	7	7	14	7	35
PITT	7	0	3	0	10

First Quarter

WVU — Clarke 2-yard run (Bitancurt kick) 13:26
PITT — Street 8-yard pass from Sunseri (Hutchins kick) 2:33

Second Quarter

WVU — Johnson 2-yard pass from Smith (Bitancurt kick) 4:33

Third Quarter

WVU — Austin 71-yard pass from Smith (Bitancurt kick) 13:23
PITT — Hutchins 42-yard field goal 6:13
WVU — Austin 12-yard pass from Smith (Bitancurt kick) 1:29

Fourth Quarter

WVU — Clarke 2-yard run (Bitancurt kick) 7:45

Team Stats	WVU	PITT
First Downs	13	20
Rushes-Yards	39-148	27-78
Att-Comp-Int	12-9-0	46-28-1
Passing Yards	212	284
Total Yards	360	362
Punt Returns-Yards	0-0	1-6
Kick Returns-Yards	3-80	5-98
Interceptions-Yards	1-53	0-0
Fumbles-Lost	0-0	6-3
Punts-Average	4-35.8	1-44
Penalties-Yards	5-50	4-24
Third Down Conv.	7-12	9-17
Fourth Down Conv.	0-1	1-3
Sacks By-Yards	2-14	2-9
Possession Time	26:32	33:28

Rushing

WVU — Alston 16-71; Clarke 6-28, 2 TD; Devine 4-27; Smith 8-18; Austin 1-12; Lindamood 2-5; Sanders 2-(-13).
PITT — Sunseri 5-38; Lewis 11-34; Graham 10-21; Team 1-(-15).

Passing

WVU — Smith 12-9-0, 212 yards, 3 TD.
PITT — Sunseri 46-28-1, 284 yards, 1 TD.

Receiving

WVU — Sanders 4-70; Austin 2-83, 2 TD; Devine 1-48; Bailey 1-9; Johnson 1-2, 1 TD.
PITT — Baldwin 5-76; Shanahan 5-75; Street 5-48, 1 TD; Lewis 5-30; Graham 3-31; Cruz 3-18; Hynoski 2-6.

GAME 12: Pitt 28 Cincinnati 10 Dec. 4, 2010 • Nippert Stadium • 27,496

Dion Lewis accounted for all four Pitt touchdowns to power the Panthers past host Cincinnati, 28-10, in the regular-season finale for both teams...playing in snowy conditions that limited the passing game, Lewis carried 42 times for a career-high 261 yards (6.2 avg.)...his four rushing TDs also marked a career best...in two career games vs. the Bearcats, Lewis rushed for 455 yards and seven TDs on 89 carries (5.1 avg.)...Pitt limited Cincinnati to just 265 yards in total offense, well below their Big East-leading average of 431.2...the Panthers forced four turnovers, including two interceptions by Dom DeCicco, who moved from his safety spot to play "nickel linebacker"...middle linebacker Max Gruder had an interception and fumble recovery, while defensive tackle Chas Alecxih had a team-high eight tackles...Pitt closed the regular season 7-5 overall and tied for first in the Big East with a 5-2 mark...Cincinnati finished 4-8 and 2-5...the win clinched a BBVA Compass Bowl invite for the Panthers.

PITT	7	14	0	7	28
CINCINNATI	0	10	0	0	10

First Quarter

PITT — Lewis 2-yard run (Hutchins kick) 3:07

Second Quarter

PITT — Lewis 76-yard run (Hutchins kick) 14:48
CIN — McClung 3-yard pass from Collaros (Rogers kick) 11:41
PITT — Lewis 7-yard run (Hutchins kick) 5:18
CIN — Rogers 33-yard field goal 0:29

Third Quarter

No scoring

Fourth Quarter

PITT — Lewis 21-yard run (Hutchins kick) 3:15

Team Stats	PITT	CIN
First Downs	21	19
Rushes-Yards	47-272	36-156
Att-Comp-Int	23-14-1	24-12-3
Passing Yards	158	109
Total Yards	430	265
Punt Returns-Yards	1-0	1-0
Kick Returns-Yards	3-69	4-64
Interceptions-Yards	3-31	1-1
Fumbles-Lost	1-1	2-1
Punts-Average	2-44.0	4-39.0
Penalties-Yards	7-72	4-43
Third Down Conv.	9-16	7-12
Fourth Down Conv.	1-1	0-0
Sacks By-Yards	1-3	0-0
Possession Time	35:30	24:30

Rushing

PITT — Lewis 42-261, 4 TD; Graham 1-7; Burns 3-5; Team 1-(-1).
CIN — Pead 19-97; Collaros 14-47; Woods 1-10; Goebel 2-2.

Passing

PITT — Sunseri 23-14-1, 158 yards.
CIN — Collaros 24-12-3, 109 yards, 1 TD.

Receiving

PITT — Baldwin 5-57; Hynoski 3-20; Shanahan 2-21; Lewis 2-14; Cruz 1-25; Street 1-21.
CIN — McClung 4-44, 1 TD; Binns 3-29; Pead 2-7; Legaux 1-18; Woods 1-8; Guidugli 1-3.

2010 GAME-BY-GAME REVIEW

GAME 13: Pitt 27 Kentucky 10

Jan. 8, 2011 • Legion Field • 41,207

Pitt utilized a punishing running game and forced two Kentucky punting miscues to defeat the Wildcats, 27-10, in the BBVA Compass Bowl... Andrew Taglianetti blocked a punt to set up Pitt's first touchdown late in the second quarter, giving the Panthers a 13-3 lead...Pitt then forced an incomplete pass on a UK fake punt early in the third, setting up Tino Sunseri's 13-yard TD pass to Brock DeCicco that made it 20-3...Kentucky countered with their only touchdown, a one-yard run by Moncell Allen later in the period that cut the deficit to 10... but the Panthers answered with a long drive capped by a two-yard TD run by Dion Lewis to seal the result...Lewis rushed for 105 yards and a TD to earn his second consecutive bowl MVP award...defensively the Panthers held Kentucky well below its average of 33 points per game...defensive backs Dom DeCicco and K'Waun Williams had nine tackles each...Pitt, playing the game under acting head coach Phil Bennett, finished 8-5, while the Wildcats fell to 6-7.

PITT	0	13	7	7	27
KENTUCKY	3	0	7	0	10

First Quarter

UK — McIntosh 50-yard field goal 3:15

Second Quarter

PITT — Hutchins 21-yard field goal 11:29

PITT — Hutchins 33-yard field goal 3:30

PITT — Sunseri 1-yard run (Hutchins kick) 0:34

Third Quarter

PITT — DeCicco 13-yard pass from Sunseri (Hutchins kick) 10:47

UK — Allen 1-yard run (McIntosh kick) 0:41

Fourth Quarter

PITT — Lewis 2-yard run (Hutchins kick) 10:26

Team Stats	PITT	UK
First Downs	20	20
Rushes-Yards	46-261	32-104
Att-Comp-Int	19-9-1	36-21-0
Passing Yards	96	211
Total Yards	357	315
Punt Returns-Yards	2-37	2-18
Kick Returns-Yards	3-42	6-150
Interceptions-Yards	0-0	1-0
Fumbles-Lost	0-0	1-1
Punts-Average	3-39.3	2-25.0
Penalties-Yards	3-30	5-55
Third Down Conv.	6-12	5-13
Fourth Down Conv.	1-1	1-4
Sacks By-Yards	4-30	0-0
Possession Time	32:38	27:22

Rushing

PITT — Lewis 22-105, 1 TD; Graham 17-90; Sunseri 4-53, 1 TD; Street 2-15; Team 1-(-2).

UK — Locke 12-71; Cobb 3-23; Newton 12-18; Sanders 3-3; Allen 1-1, 1 TD; Roark 1- (-12).

Passing

PITT — Sunseri 19-9-1, 96 yards, 1 TD.

UK — Newton 36-21-0, 211 yards.

Receiving

PITT — Cruz 2-24; Hynoski 2-19; Graham 1-14; DeCicco 1-13, 1 TD; Baldwin 1-12; Shanahan 1-12; Street 1-2.

UK — Locke 6-61; Cobb 5-62; Matthews 4-28; King 3-42; Kendrick 2-19; Sanders 1-(-1).