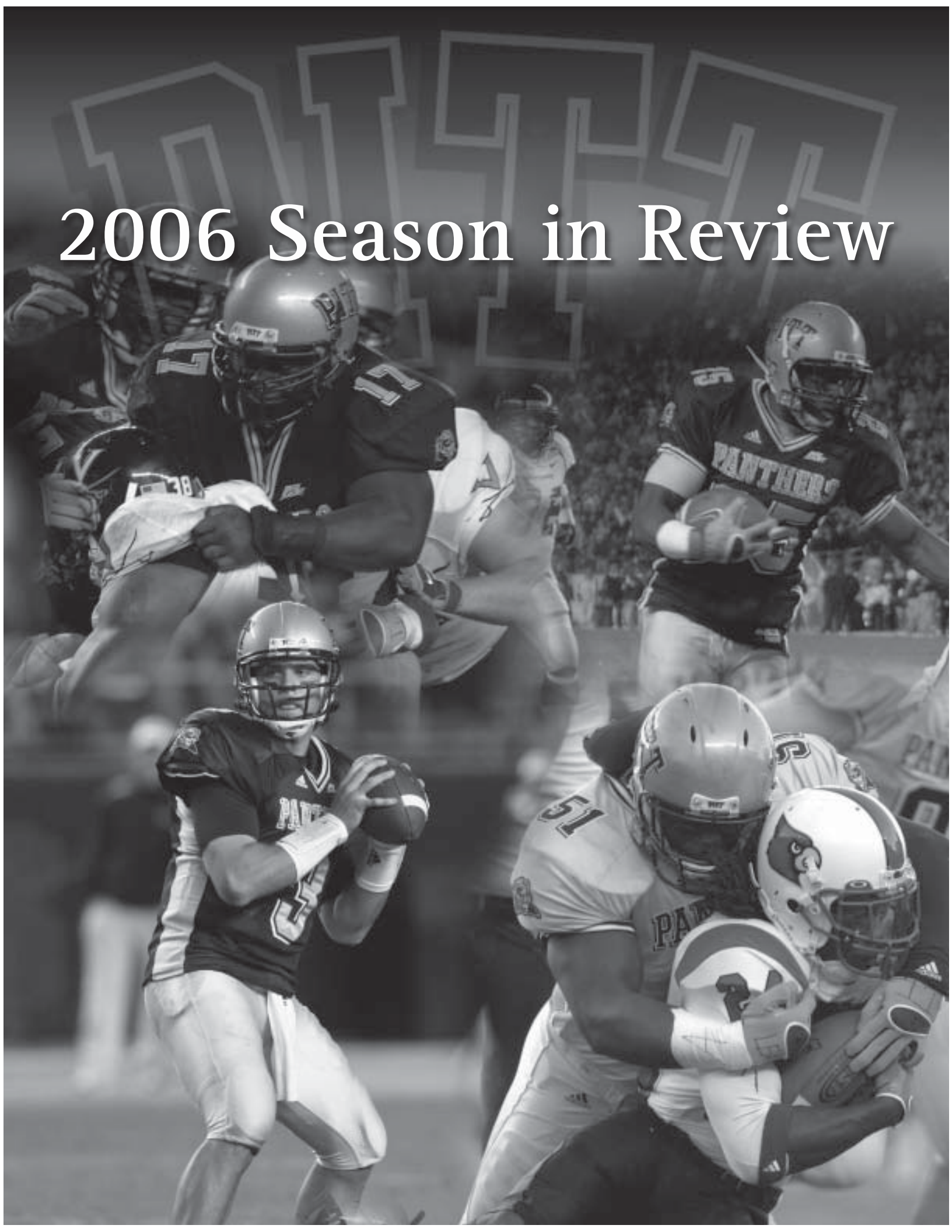


2006 Season in Review



2006 Statistics

Team Statistics

	PITT	OPP
SCORING	381	274
Points Per Game	31.8	22.8
FIRST DOWNS	215	223
Rushing	71	113
Passing	129	97
Penalty	15	13
RUSHING YARDAGE	1476	2175
Yards gained rushing	1716	2457
Yards lost rushing	240	282
Rushing Attempts	380	477
Average Per Rush	3.9	4.6
Average Per Game	123.0	181.2
TDs Rushing	15	17
PASSING YARDAGE	2991	2182
Att-Comp-Int	332-228-9	341-215-11
Average Per Pass	9.0	6.4
Average Per Catch	13.1	10.1
Average Per Game	249.2	181.8
TDs Passing	28	17
TOTAL OFFENSE	4467	4357
Total Plays	712	818
Average Per Play	6.3	5.3
Average Per Game	372.2	363.1
KICK RETURNS: #-YARDS	43-1038	41-837
PUNT RETURNS: #-YARDS	26-222	23-191
INT RETURNS: #-YARDS	11-241	9-72
KICK RETURN AVERAGE	24.1	20.4
PUNT RETURN AVERAGE	8.5	8.3
INT RETURN AVERAGE	21.9	8.0
FUMBLES-LOST	12-9	24-15
PENALTIES-YARDS	68-527	70-586
Average Per Game	43.9	48.8
PUNTS-YARDS	52-2163	56-2270
Average Per Punt	41.6	40.5
Net punt average	37.5	35.5
TIME OF POSSESSION/GAME	28:32	31:28
3RD-DOWN CONVERSIONS	58/143	73/177
3rd-Down Pct	41%	41%
4TH-DOWN CONVERSIONS	9/17	12/25
4th-Down Pct	53%	48%
SACKS BY-YARDS	21-106	23-163
MISC YARDS	12	0
TOUCHDOWNS SCORED	49	34
FIELD GOALS-ATTEMPTS	12-14	11-14
ON-SIDE KICKS	1-3	0-1
RED-ZONE SCORES	32-36 89%	29-39 74%
RED-ZONE TOUCHDOWNS	25-36 69%	25-39 64%
PAT-ATTEMPTS	47-47 100%	29-31 94%
ATTENDANCE	303,138	174,010
Games/Avg Per Game	7/43,305	5/34,802

Final 2006 Pitt Results

RECORD:	OVERALL	HOME	AWAY	NEUTRAL
ALL GAMES	(6-6)	(3-4)	(3-2)	(0-0)
BIG EAST	(2-5)	(0-3)	(2-2)	(0-0)
NON-CONFERENCE	(4-1)	(3-1)	(1-0)	(0-0)

DATE	OPPONENT	W/L	SCORE	ATTEND
9/02/06	VIRGINIA	W	38-13	46,758
9/08/06	at Cincinnati*	W	33-15	20,611
9/16/06	MICHIGAN STATE	L	23-38	47,956
9/23/06	CITADEL	W	51-6	30,069
9/30/06	TOLEDO	W	45-3	31,212
10/07/06	at Syracuse*	W	21-11	41,870
10/13/06	at Central Florida	W	52-7	35,858
10/21/06	RUTGERS*	L	10-20	49,620
11/04/06	at South Florida*	L	12-22	35,671
11/11/06	at Connecticut*	L	45-46 (20T)	40,000
11/16/06	WEST VIRGINIA*	L	27-45	55,642
11/25/06	LOUISVILLE*	L	24-48	41,881

* Big East Conference game

SCORE BY QUARTERS	1st	2nd	3rd	4th	OT	Total
Pitt	114	99	90	64	14	381
Opponents	40	77	72	70	15	274

Individual Statistics

SCORING	TD	FGs	PATs				DXP	Saf	Pts
			Kick	Rush	Rcv	Pass			
LEE, Conor	0	12-14	47-47	0-0	0	0-0	0	0	83
STEPHENS-HOWLING, LaRod	10	0-0	0-0	0-0	0	0-0	0	0	60
TURNER, Oderick	8	0-0	0-0	0-0	0	0-0	0	0	48
KINDER, Derek	6	0-0	0-0	0-0	0	0-0	0	0	36
BUCHES, Steve	4	0-0	0-0	0-0	0	0-0	0	0	24
COLLINS, Conredge	4	0-0	0-0	0-0	0	0-0	0	0	24
STRONG, Darrell	3	0-0	0-0	0-0	0	0-0	0	0	18
REVIS, Darrelle	3	0-0	0-0	0-0	0	0-0	0	0	18
PESTANO, Marcel	2	0-0	0-0	0-0	0	0-0	0	0	12
COLLIER, Kevin	2	0-0	0-0	0-0	0	0-0	0	0	12
PALCO, Tyler	2	0-0	0-0	0-0	0	0-1	0	0	12
BYHAM, Nate	1	0-0	0-0	0-0	0	0-0	0	0	6
SESSION, Clint	1	0-0	0-0	0-0	0	0-0	0	0	6
ROBINSON, Lowell	1	0-0	0-0	0-0	0	0-0	0	0	6
DICKERSON, Dorin	1	0-0	0-0	0-0	0	0-0	0	0	6
MUSTAKAS, Gus	1	0-0	0-0	0-0	0	0-0	0	0	6
TEAM	0	0-0	0-1	0-0	0	0-0	0	2	4
Total	49	12-14	47-47	0-0	0	0-1	0	2	381
Opponents	34	11-14	29-31	1-1	2	2-2	0	1	274

RUSHING	G	Att	Gain	Loss	Net	Avg	TD	Long	Avg/G
STEPHENS-HOWLING, LaRod	11	178	921	28	893	5.0	9	70	81.2
BROOKS, Shane	7	50	239	21	218	4.4	0	44	31.1
COLLIER, Kevin	8	33	118	3	115	3.5	2	16	14.4
COLLINS, Conredge	12	29	122	7	115	4.0	1	13	9.6
PALCO, Tyler	12	66	238	161	77	1.2	2	17	6.4
DICKERSON, Dorin	8	3	25	0	25	8.3	1	14	3.1
PETTIFORD, John	2	5	16	0	16	3.2	0	5	8.0
PORTER, T.J.	10	3	13	4	9	3.0	0	7	0.9
STULL, Bill	4	4	14	6	8	2.0	0	12	2.0
TURNER, Oderick	12	2	7	0	7	3.5	0	5	0.6
YEZOVICH, Mark	9	1	3	0	3	3.0	0	3	0.3
PESTANO, Marcel	11	1	0	3	-3	-3.0	0	0	-0.3
TEAM	6	5	0	7	-7	-1.4	0	0	-1.2
Total	12	380	1716	240	1476	3.9	15	70	123.0
Opponents	12	477	2457	282	2175	4.6	17	71	181.2

2006 Season in Review

Individual Statistics

(continued)

PASSING	G	Effic	Cmp-Att-Int	Pct	Yds	TD	Lng	Avg/G
PALCO, Tyler	12	163.25	220-322-9	68.3	2871	25	80	239.2
STULL, Bill	4	188.70	6-8-0	75.0	69	1	29	17.2
KINDER, Derek	12	606.40	1-1-0	100.0	21	1	21	1.8
STRONG, Darrell	10	682.00	1-1-0	100.0	30	1	30	3.0
Total	12	166.76	228-332-9	68.7	2991	28	80	249.2
Opponents	12	126.80	215-341-11	63.0	2182	17	75	181.8

RECEIVING	G	No.	Yds	Avg.	TD	Long	Avg/G
KINDER, Derek	12	57	847	14.9	6	80	70.6
TURNER, Oderick	12	44	660	15.0	8	72	55.0
PESTANO, Marcel	11	28	424	15.1	2	42	38.5
BUCHES, Steve	12	26	302	11.6	4	30	25.2
COLLINS, Conredge	12	20	198	9.9	3	36	16.5
STEPHENS-HOWLING, LaRod	11	19	231	12.2	1	30	21.0
STRONG, Darrell	10	15	171	11.4	3	26	17.1
McGEE, Cedric	11	6	56	9.3	0	21	5.1
YEZOVICH, Mark	9	3	23	7.7	0	11	2.6
COLLIER, Kevin	8	3	18	6.0	0	8	2.2
PORTER, T.J.	10	3	18	6.0	0	10	1.8
BYHAM, Nate	11	2	34	17.0	1	23	3.1
DICKERSON, Dorin	8	1	5	5.0	0	5	0.6
BROOKS, Shane	7	1	4	4.0	0	4	0.6
Total	12	228	2991	13.1	28	80	249.2
Opponents	12	215	2182	10.1	17	75	181.8

TOTAL OFFENSE	G	Plays	Rush	Pass	Total	Avg/G
PALCO, Tyler	12	388	77	2871	2948	245.7
STEPHENS-HOWLING, LaRod	11	178	893	0	893	81.2
BROOKS, Shane	7	50	218	0	218	31.1
COLLIER, Kevin	8	33	115	0	115	14.4
COLLINS, Conredge	12	29	115	0	115	9.6
STULL, Bill	4	12	8	69	77	19.2
STRONG, Darrell	10	1	0	30	30	3.0
DICKERSON, Dorin	8	3	25	0	25	3.1
KINDER, Derek	12	1	0	21	21	1.8
PETTIFORD, John	2	5	16	0	16	8.0
PORTER, T.J.	10	3	9	0	9	0.9
TURNER, Oderick	12	2	7	0	7	0.6
YEZOVICH, Mark	9	1	3	0	3	0.3
PESTANO, Marcel	11	1	-3	0	-3	-0.3
TEAM	6	5	-7	0	-7	-1.2
Total	12	712	1476	2991	4467	372.2
Opponents	12	818	2175	2182	4357	363.1

FIELD GOALS	FGM-FGA	Pct	01-19	20-29	30-39	40-49	50+	Lg	Blkd
LEE, Conor	12-14	85.7	0-1	2-3	6-6	4-4	0-0	47	0

PUNTING	No.	Yds	Avg.	Long	TB	FC	I20	Blkd
GRAESSLE, Adam	49	2059	42.0	61	1	11	21	0
STONE, Lucas	3	104	34.7	39	0	0	0	0
Total	52	2163	41.6	61	1	11	21	0
Opponents	56	2270	40.5	64	3	14	18	0



Oderick Turner paced Pitt and tied for the Big East lead with eight touchdown catches.



LaRod Stephens-Howling was the Panthers' leading rusher for the second consecutive year.

2006 Statistics

Pitt Season Highs

PITT INDIVIDUAL GAME HIGHS

Rushes 32

STEPHENS-HOWLING, LaRod at Connecticut (11/11/06)

Yards Rushing 221

STEPHENS-HOWLING, LaRod at Syracuse (10/07/06)

TD Rushes 3

STEPHENS-HOWLING, LaRod at Central Florida (10/13/06)

Long Rush 70

STEPHENS-HOWLING, LaRod at Syracuse (10/07/06)

Pass attempts 50

PALKO, Tyler vs Louisville (11/25/06)

Pass completions 31

PALKO, Tyler vs Louisville (11/25/06)

Yards Passing 341

PALKO, Tyler vs West Virginia (11/16/06)

TD Passes 4

PALKO, Tyler vs Citadel (9/23/06)

Long Pass 80

PALKO, Tyler at Cincinnati (9/08/06)

Receptions 11

KINDER, Derek vs Louisville (11/25/06)

Yards Receiving 172

KINDER, Derek at Cincinnati (9/08/06)

TD Receptions 2

KINDER, Derek at Cincinnati (9/08/06)

BUCHES, Steve at Connecticut (11/11/06)

TURNER, Oderick vs Louisville (11/25/06)

Long Reception 80

KINDER, Derek at Cincinnati (9/08/06)

Field Goals 2

LEE, Conor at South Florida (11/04/06)

LEE, Conor vs West Virginia (11/16/06)

Long Field Goal 47

LEE, Conor vs Toledo (9/30/06)

Punts 8

GRAESSLE, Adam at Cincinnati (9/08/06)

Punting Avg 45.8

GRAESSLE, Adam vs West Virginia (11/16/06)

Long Punt 61

GRAESSLE, Adam vs West Virginia (11/16/06)

Long Punt Return 73

REVIS, Darrelle vs West Virginia (11/16/06)

Long Kickoff Return 97

ROBINSON, Lowell at Central Florida (10/13/06)

Tackles 19

BLADES, H.B. vs Rutgers (10/21/06)

Sacks 2.5

McKILLOP, Chris at Syracuse (10/07/06)

Tackles For Loss 3.0

CLERMOND, Joe vs Michigan State (9/16/06)

Interceptions 1

SESSION, Clint vs Virginia (9/02/06)

REVIS, Darrelle vs Virginia (9/02/06)

COX, Kennard at Cincinnati (9/08/06)

REVIS, Darrelle at Cincinnati (9/08/06)

BLADES, H.B. vs Michigan State (9/16/06)

CARTER, Reggie vs Citadel (9/23/06)

THATCHER, Eric vs Toledo (9/30/06)

MUSTAKAS, Gus vs Toledo (9/30/06)

CAMPBELL, Tommie at Central Florida (10/13/06)

BRYANT, Sam at South Florida (11/04/06)

BLADES, H.B. at South Florida (11/04/06)

Individual Statistics

(continued)

ALL PURPOSE	G	Rush	Rec	PR	KOR	IR	Tot	Avg/G
STEPHENS-HOWLING, LaRod	11	893	231	0	31	0	1155	105.0
KINDER, Derek	12	0	847	14	0	0	861	71.8
ROBINSON, Lowell	12	0	0	20	725	0	745	62.1
TURNER, Oderick	12	7	660	0	0	0	667	55.6
PESTANO, Marcel	11	-3	424	0	14	0	435	39.5
COLLINS, Conredge	12	115	198	0	0	0	313	26.1
BUCHES, Steve	12	0	302	0	0	0	302	25.2
PORTER, T.J.	10	9	18	-2	244	0	269	26.9
REVIS, Darrelle	12	0	0	190	0	76	266	22.2
BROOKS, Shane	7	218	4	0	0	0	222	31.7
STRONG, Darrell	10	0	171	0	0	0	171	17.1
COLLIER, Kevin	8	115	18	0	0	0	133	16.6
SESSION, Clint	12	0	0	0	0	78	78	6.5
PALKO, Tyler	12	77	0	0	0	0	77	6.4
CAMPBELL, Tommie	11	0	0	0	0	61	61	5.5
McGEE, Cedric	11	0	56	0	0	0	56	5.1
DICKERSON, Dorin	8	25	5	0	24	0	54	6.8
BYHAM, Nate	11	0	34	0	0	0	34	3.1
YEZOVICH, Mark	9	3	23	0	0	0	26	2.9
PETTIFORD, John	2	16	0	0	0	0	16	8.0
CARTER, Reggie	12	0	0	0	0	11	11	0.9
MUSTAKAS, Gus	12	0	0	0	0	9	9	0.8
STULL, Bill	4	8	0	0	0	0	8	2.0
BLADES, H.B.	12	0	0	0	0	4	4	0.3
COX, Kennard	12	0	0	0	0	2	2	0.2
TEAM	6	-7	0	0	0	0	-7	-1.2
Total	12	1476	2991	222	1038	241	5968	497.3
Opponents	12	2175	2182	191	837	72	5457	454.8

INTERCEPTIONS	No.	Yds	Avg	TD	Long
BLADES, H.B.	2	4	2.0	0	3
REVIS, Darrelle	2	76	38.0	2	57
CAMPBELL, Tommie	1	61	61.0	0	61
BRYANT, Sam	1	0	0.0	0	0
COX, Kennard	1	2	2.0	0	2
MUSTAKAS, Gus	1	9	9.0	1	9
SESSION, Clint	1	78	78.0	1	78
THATCHER, Eric	1	0	0.0	0	0
CARTER, Reggie	1	11	11.0	0	11
Total	11	241	21.9	4	78
Opponents	9	72	8.0	0	47

PUNT RETURNS	No.	Yds	Avg	TD	Long
REVIS, Darrelle	22	190	8.6	1	73
KINDER, Derek	2	14	7.0	0	9
BERRY, Aaron	1	0	0.0	0	0
ROBINSON, Lowell	1	20	20.0	0	20
PORTER, T.J.	0	-2	0.0	0	0
Total	26	222	8.5	1	73
Opponents	23	191	8.3	0	26

KICK RETURNS	No.	Yds	Avg	TD	Long
ROBINSON, Lowell	26	725	27.9	1	97
PORTER, T.J.	11	244	22.2	0	55
DICKERSON, Dorin	4	24	6.0	0	7
PESTANO, Marcel	1	14	14.0	0	14
STEPHENS-HOWLING, LaRod	1	31	31.0	0	31
Total	43	1038	24.1	1	97
Opponents	41	837	20.4	0	59

FUMBLE RETURNS	No.	Yds	Avg	TD	Long
Total	0	0	0.0	0	0
Opponents	2	81	40.5	0	57

2006 Season in Review

Defensive Statistics

DEFENSIVE LEADERS	GP	Tackles			For Loss	Sacks		Pass Def		Fumbles		Blkd	
		UT	AT	Total		No-Yards	Int-Yds	BrUp	QBH	Rcv-Yds	FF	Kick	Saf
51 BLADES, H.B.	12	86	61	147	10.5-24	1.0-6	2-4	7	2	2-0	1	2	.
17 SESSION, Clint	12	67	34	101	12.0-33	1.0-7	1-78	1	1	1-0	5	.	.
46 BRYANT, Sam	12	42	16	58	2.0-5	2.0-5	1-0	5	1	1-0	.	.	.
5 COX, Kennard	12	31	20	51	1.0-3	.	1-2	7	.	.	1	.	.
29 CAMPBELL, Tommie	11	32	17	49	4.0-27	.	1-61	3	1	1-0	.	.	.
58 CLERMOND, Joe	12	32	16	48	16.5-40	5.5-25	.	.	2	2-0	2	.	.
25 REVIS, Darrelle	12	33	6	39	4.0-6	.	2-76	4
50 DUNCAN, Rashaad	12	26	9	35	3.5-11	2.0-9	.	.	1	2-0	.	.	.
44 BENNETT, Brian	10	18	12	30	.	.	.	1
40 McKILLOP, Scott	12	18	11	29	2.0-7	1.0-6	.	1	1
10 PHILLIPS, Mike	12	17	10	27	.	.	.	3
93 MUSTAKAS, Gus	12	15	9	24	1.5-3	.	1-9	.	2	1-0	1	.	.
97 DAVIS, Corey	12	13	10	23	3.0-8	2.0-7	.	.	.	1-0	.	.	.
41 McKILLOP, Chris	9	19	4	23	7.5-45	5.5-37	.	.	.	2-0	3	.	.
28 THATCHER, Eric	5	8	13	21	.	.	1-0	2
24 BRADY, Jemeel	12	12	1	13	1.0-2	1	.	.
8 GUNN, Adam	12	9	4	13	1	.	.
74 MALECKI, John	12	6	5	11	1.0-1	.	.	1	.	.	1	.	.
43 MATHEWS, McKenzie	9	5	5	10	0.5-1
98 BOTTS, Vernon	12	7	3	10	2.0-2	1-0	.	.	.
6 DELL, Steve	9	7	2	9	0.5-1
21 CARTER, Reggie	12	3	4	7	0.5-0	.	1-11
7 CHAPPEL, Jovani	10	3	4	7
48 FULMER, Doug	4	4	2	6	2.0-5	1.0-4	.	.	2
39 TOERPER, Michael	11	3	2	5
15 MURRAY, Shane	11	2	3	5
82 RANSOM, Austin	12	.	3	3
18 GRAESSLE, Adam	12	2	.	2	1	.	.
38 BERRY, Aaron	12	1	1	2	.	.	.	2
85 ROBINSON, Lowell	12	2	.	2
81 KINDER, Derek	12	2	.	2
20 BROWN, Irvan	11	2	.	2
95 WILLIAMS, Mick	3	1	1	2
39 THOMAS, Derron	4	1	1	2
54 SALLET, Charles	7	.	1	1	.	.	.	2
76 OTAH, Jeff	12	1	.	1
80 BYHAM, Nate	11	1	.	1
3 PALKO, Tyler	12	1	.	1
84 BUCHES, Steve	12	1	.	1
TM TEAM	6	1	.	1	1.0-8	1-0	.	2	.
Total	12	534	290	824	76-232	21-106	11-241	36	16	15-0	17	2	2
Opponents	12	465	259	724	54.0-231	23-163	9-72	35	2	9-81	10	.	1

Pitt Season Highs

(continued)

PITT TEAM GAME HIGHS

Rushes 45	at Central Florida (10/13/06)
Yards Rushing 261	at Central Florida (10/13/06)
Yards Per Rush 6.7	at Syracuse (10/07/06)
TD Rushes 3	vs Toledo (9/30/06)
	at Central Florida (10/13/06)
	at Connecticut (11/11/06)
Pass attempts 51	vs Louisville (11/25/06)
Pass completions 32	vs Louisville (11/25/06)
Yards Passing 361	vs Citadel (9/23/06)
Yards Per Pass 16.4	vs Citadel (9/23/06)
TD Passes 5	vs Citadel (9/23/06)
Total Plays 75	vs Louisville (11/25/06)
Total Offense 506	vs Citadel (9/23/06)
Yards Per Play 8.7	vs Citadel (9/23/06)
Points 52	at Central Florida (10/13/06)
Sacks By 5	at Syracuse (10/07/06)
First Downs 26	at Central Florida (10/13/06)
Penalties 11	at South Florida (11/04/06)
Penalty Yards 96	at South Florida (11/04/06)
Turnovers 4	vs Louisville (11/25/06)
Interceptions By 2	vs Virginia (9/02/06)
	at Cincinnati (9/08/06)
	vs Toledo (9/30/06)
	at South Florida (11/04/06)

2006 Game-by-Game Comparison

Opponent	Score	1st Downs	Rushing Att-Yds	Passing Comp-Att-Int	Pass Yds	Plays-Tot Yds	Ret Yds	Pen Yds	T/O
VIRGINIA	38-13	13/13	33-107/21-52	17-22-1/19-38-2	283/159	55-390/59-211	153/197	75/15	1/2
Cincinnati	33-15	13/16	35-90/30-35	11-21-0/25-40-2	267/221	56-357/70-256	132/179	41/38	3/3
MICHIGAN STATE	23-38	22/24	20-81/48-335	28-47-2/16-25-1	277/198	67-358/73-533	191/50	18/75	3/2
CITADEL	51-6	22/9	36-145/32-53	18-22-0/17-26-1	361/99	58-506/68-152	86/84	55/30	1/2
TOLEDO	45-3	19/15	43-185/35-124	14-17-0/18-36-2	189/106	60-374/71-230	36/116	10/68	1/4
Syracuse	21-11	16/18	35-236/33-92	20-24-0/20-29-0	177/225	59-413/62-317	54/48	55/60	1/3
Central Florida	52-7	26/19	45-261/42-110	13-17-0/18-29-1	206/210	62-467/71-320	184/101	14/60	0/4
RUTGERS	10-20	12/17	26-67/48-268	16-26-0/10-18-0	169/72	52-236/66-340	110/73	53/15	1/0
South Florida	12-22	12/18	23-55/48-190	11-23-3/20-26-2	159/187	46-214/74-377	25/73	96/105	3/4
Connecticut	45-46 (2OT)	22/30	41-180/62-317	20-25-0/20-29-0	234/164	66-414/91-481	116/54	40/30	0/1
WEST VIRGINIA	27-45	16/24	19-(-1)/47-437	38-37-0/11-16-0	341/204	56-340/63-641	212/81	40/40	0/0
LOUISVILLE	24-48	22/20	24-70/31-162	32-51-3/21-29-0	328/337	75-398/60-499	202/125	30/50	4/1
Totals	381-274	215/223	380-1476/477-2175	228-332-9/215-341-11	2991/2182	712-4467/818-4357	1501/1181	527/586	18/26

Note: Game totals are displayed in the format PITT/OPPONENT for each category

Starting Lineups

Offense

GAME	SE/X Rec.	LT	LG	C	RG	RT	TE/Y Rec.	FL/Z Rec.	QB	FB	TB
Virginia	Kinder	Otah	C.J. Davis	Villani	Simonitis	McGlynn	Buches	Turner	Palko	Byham*	Stephens-Howling
Cincinnati	Kinder	Otah	C.J. Davis	Villani	Simonitis	McGlynn	Buches	Turner	Palko	Collins	Brooks
Michigan State	Kinder	Otah	C.J. Davis	Villani	Simonitis	McGlynn	Buches	Turner	Palko	Strong*	Stephens-Howling
The Citadel	Kinder	Otah	C.J. Davis	Villani	Simonitis	McGlynn	Buches	Turner	Palko	Collins	Stephens-Howling
Toledo	Kinder	Otah	C.J. Davis	Villani	Simonitis	McGlynn	Buches	Turner	Palko	Strong*	Stephens-Howling
Syracuse	Kinder	Otah	C.J. Davis	Villani	Thomas	McGlynn	Buches	Turner	Palko	Collins	Stephens-Howling
UCF	Kinder	Otah	C.J. Davis	Villani	Thomas	McGlynn	Buches	Turner	Palko	Strong*	Stephens-Howling
Rutgers	Kinder	Otah	C.J. Davis	Villani	Thomas	McGlynn	Buches	Turner	Palko	Strong*	Stephens-Howling
USF	Kinder	Otah	C.J. Davis	Villani	Thomas	McGlynn	Buches	Turner	Palko	Collins	Stephens-Howling
Connecticut	Kinder	Otah	C.J. Davis	Villani	Thomas	McGlynn	Buches	Turner	Palko	Collins	Stephens-Howling
West Virginia	Kinder	Otah	C.J. Davis	Villani	Thomas	McGlynn	Buches	Turner	Palko	Collins	Stephens-Howling
Louisville	Kinder	Otah	C.J. Davis	Villani	Thomas	McGlynn	Buches	Turner	Palko	Collins	Stephens-Howling

* Pitt started two tight ends versus Virginia, Michigan State, Toledo, UCF and Rutgers without a fullback

Defense

GAME	DE	NT	DT	DE	SLB	MLB	WLB	CB	SS	FS	CB
Virginia	Clermond	Duncan	Mustakas	Fulmer	Session	Blades	Campbell	Revis	Bryant	Thatcher	Cox
Cincinnati	Clermond	Duncan	Mustakas	Fulmer	Session	Blades	Campbell	Revis	Bryant	Thatcher	Cox
Michigan State	Clermond	Duncan	Mustakas	Fulmer	Session	Blades	Campbell	Revis	Bryant	Thatcher	Cox
The Citadel	Clermond	Duncan	Mustakas	C. McKillop	Session	Blades	Bennett	Revis	Bryant	Thatcher	Cox
Toledo	Clermond	Duncan	Mustakas	C. McKillop	Session	Blades	Bennett	Revis	Bryant	Thatcher	Cox
Syracuse	Clermond	Duncan	Mustakas	C. McKillop	Session	Blades	Bennett	Revis	Bryant	Phillips	Cox
UCF	Clermond	Duncan	Mustakas	C. McKillop	Session	Blades	Campbell	Revis	Bryant	Phillips	Cox
Rutgers	Clermond	Duncan	Mustakas	C. McKillop	Session	Blades	Campbell	Revis	Bryant	Phillips	Cox
USF	Clermond	Corey Davis	Mustakas	C. McKillop	Session	Blades	Bennett	Revis	Bryant	Phillips	Cox
Connecticut	Clermond	Corey Davis	Mustakas	Mathews	Session	Blades	Bennett	Revis	Bryant	Phillips	Cox
West Virginia	Clermond	Corey Davis	Mustakas	Botts	Session	Blades	Campbell	Revis	Bryant	Brady	Cox
Louisville	Clermond	Duncan	Mustakas	Botts	Session	Blades	Bennett	Revis	Bryant	Brady	Cox



Game Summaries

PITT

2006 Season in Review



Game 1

PITT 38 • VIRGINIA 13
SEPT. 2, 2006
HEINZ FIELD (46,758)

PITTSBURGH—Pitt opened its 2006 season with big plays on both sides of the ball and rolled past Virginia, 38-13, under the lights at Heinz Field.

The Panthers never trailed en route to their ninth season-opening victory in the last 10 years. The win also avenged Pitt's 2003 loss to the Cavaliers in the Continental Tire Bowl, the last time the two teams met.

Offensively, Tyler Palko threw three touchdown passes, including two longer than 70 yards. The senior was virtually flawless, completing 77 percent of his passes (17 of 22) for 283 yards with one interception.

With a youthful receiving corps getting major scrutiny during the preseason, Pitt's offense responded by showcasing a deep passing attack. Palko threw scoring strikes of 72 yards to Oderick Turner and 78 to Derek Kinder, marking the two longest passing plays ever by Pitt at Heinz Field.

Defensively, the Panthers returned two interceptions for touchdowns. Cornerback Darrelle Revis had a 19-yard return that put Pitt up 24-10 midway through the third quarter. Linebacker Clint Session put the finishing touches on the victory with a 78-yard return for a score late in the fourth period.

The Panthers limited Virginia to 211 yards, including a mere 52 on the ground. Cavalier running backs were swarmed all evening as they managed just 2.5 yards per carry.

Pitt gave a glimpse of things to come with an outstanding opening drive. The Panthers took the opening kickoff and churned out a 14-play, 65-yard touchdown drive that was capped by a one-yard scoring pass from Palko to Darrell Strong.

Palko hit 7-of-7 passes on the march while connecting with six different receivers.

Virginia countered with a 48-yard field goal later in the period before Pitt seized a 17-3 lead in the second quarter courtesy of a Conor Lee field goal (38 yards) and Turner's long touchdown catch.

Pitt looked like it was ready to build on the 14-point cushion until Nate Lyles returned an interception 47 yards to the Panthers' 13 with under a minute left in the half. Jason Snelling scored from two yards out to make it 17-10 at halftime.

But that would be as close as the Cavaliers would get. Revis' interception return boosted the lead back to 14 and then Kinder outfought a Virginia defender for the ball and raced for his 78-yard score to make it 31-13 entering the final period.

The final 25-point margin of victory was Pitt's largest in an opening game since 2003.

Middle linebacker H.B. Blades collected a game-high 13 tackles. In addition to his interception return, Session had nine tackles, including two for losses.

At halftime, Pitt commemorated the 30th anniversary of its undefeated 1976 national championship team led by Heisman Trophy winner Tony Dorsett, who was in attendance.

SCORING SUMMARY

VIRGINIA	3	7	3	0	13
PITT	7	10	14	7	38

First Quarter

PITT — Strong 1-yard pass from Palko (Lee kick) 7:35
 UVA — Gould 48-yard field goal 2:02

Second Quarter

PITT — Lee 38-yard field goal 11:09
 PITT — Turner 72-yard pass from Palko (Lee kick) 8:45
 UVA — Snelling 2-yard run (Gould kick) 0:31

Third Quarter

PITT — Revis 19-yard interception return (Lee kick) 8:37
 UVA — Gould 42-yard field goal 4:25
 PITT — Kinder 78-yard pass from Palko (Lee kick) 3:51

Fourth Quarter

PITT — Session 78-yard interception return (Lee kick) 3:34

GAME STATISTICS

Team Stats	UVA	PITT
First Downs	13	13
Rushes-Yards	21-52	33-107
Att-Comp-Int	38-19-2	22-17-1
Passing-Yards	159	283
Total Yards	211	390
Punt Returns-Yards	2-13	2-11
Kick Returns-Yards	7-137	2-45
Interceptions-Yards	1-47	2-97
Fumbles-Lost	0-0	0-0
Punts-Average	8-38.9	5-43.4
Penalties-Yards	3-15	8-75
Third Down Conv.	3-14	6-13
Fourth Down Conv.	0-0	1-1
Sacks By-Yards	1-8	1-6
Possession Time	26:20	33:40

INDIVIDUAL STATISTICS

Rushing


UVA — Snelling 9-28, 1 TD; Simpson 2-20; Peerman 7-7; Johnson 2-3; Sewell 1-(-6).
 PITT — Stephens-Howling 17-58; Brooks 9-43; Palko 3-4; Collins 1-2; Collier 2-1; Team 1-(-1).

Passing

UVA — Olsen 34-17-1, 133 yards; McCabe 3-2-1, 26 yards; Sewell 1-0-0, 0 yards.
 PITT — Palko 22-17-1, 283 yards, 3 TD.

Receiving

UVA — Santi 7-31; Ogletree 2-26; Mines 2-25; Snelling 2-25; Pearman 2-4; Byers 1-20; Peerman 1-16; Johnson 1-8; Stupar 1-4.
 PITT — Kinder 4-77, 1 TD; Pestano 4-29; Strong 3-30, 1 TD; Turner 2-92, 1 TD; Stephens-Howling 2-37; Buches 1-11; Collins 1-7.



Game 2

PITT 33 • CINCINNATI 15
SEPT. 8, 2006
NIPPERT STADIUM (20,611)

CINCINNATI—Pitt blew open a tight affair in Cincinnati with two long touchdown catches by Derek Kinder as the Panthers used a big third quarter to defeat the host Bearcats, 33-15.

Kinder turned a short pass from Tyler Palko into an 80-yard touchdown on the first play of the second half. Later in the period, Kinder would get behind the Cincinnati secondary for a 55-yard touchdown that gave Pitt a commanding 23-0 lead and essentially sealed the game's result.

Kinder compiled a career-high 172 yards receiving on just three receptions — a whopping average of 57.3 yards per catch. Palko completed 11-of-21 passes for 267 yards on the night and threw three touchdown strikes for the second consecutive game.

With the victory, the Panthers improved to 2-0 for the first time since 2003 and also won their Big East opener for the first time in three years. The Bearcats fell to 1-1 and 0-1.

Game Summaries

Making their first trip to Cincinnati since 1922, the Panthers earned a welcomed road victory after failing to win in five away games last year.

Pitt's shortcomings on the road in 2005 were largely the result of failing to make the big play. The Panthers received plenty of those in the Cincinnati victory with the first one coming on the defensive side of the ball.

With the teams mired in a 0-0 deadlock late in the first half, Pitt corner Kennard Cox intercepted a Dustin Grutza screen pass and returned it two yards to the Bearcat 18. Two plays later, Palko hit Oderick Turner with a 15-yard touchdown pass for the game's first score with 1:49 left in the half.

For the second week in a row the Pitt defense stood tall. The Panthers bottled up Cincinnati ball carriers for just 35 yards on 30 carries, a meager 1.2 yards per rush. It was the lowest rushing total allowed by Pitt since it limited Oregon State to eight yards in a 2002 Insight Bowl victory.

The Panthers held Cincinnati scoreless until a fumbled punt late in the third quarter set up a short Bearcat touchdown drive. Grutza threw a 15-yard TD strike followed by a 2-point conversion pass to make it 26-15 with 4:35 left.

A fumbled Pitt handoff on the ensuing possession gave Cincinnati the opportunity to make it interesting in the game's waning moments. Ultimately, the Panthers turned the Bearcats back on a fourth-and-inches play at the Pitt eight to end the threat.

Darrelle Revis provided the game's final points with a 57-yard interception return for a touchdown with four seconds left. It was Revis' second return for a TD in as many games as he had a 19-yard score against Virginia the previous week.

Pitt improved to 6-0 all-time against the Bearcats.

SCORING SUMMARY

PITT	0	7	16	10	33
CINCINNATI	0	0	7	8	15

First Quarter

No scoring

Second Quarter

PITT — Turner 15-yard pass from Palko (Lee Kick) 1:49

Third Quarter

PITT — Kinder 80-yard pass from Palko (Lee Kick) 14:32

PITT — Safety (Clermond sacks Davila in end zone) 8:33

PITT — Kinder 55-yard pass from Palko (Lee Kick) 8:00

CIN — Glatthaar 1-yard run (Lovell Kick) 2:41

Fourth Quarter

PITT — Lee 30-yard field goal 7:23

CIN — Poland 15-yard pass from Grutza (Jackson pass from Grutza) 4:35

PITT — Revis 57-yard interception return (Lee Kick) 0:04

GAME STATISTICS

Team Stats	PITT	CIN
First Downs	13	16
Rushes-Yards	35-90	30-35
Att-Comp-Int	21-11-0	40-25-2
Passing Yards	267	221
Total Yards	357	256
Punt Returns-Yards	6-36	4-53
Kick Returns-Yards	1-37	5-102
Interceptions-Yards	2-59	0-0
Fumbles-Lost	3-3	1-1
Punts-Average	8-43.0	9-44.2
Penalties-Yards	5-41	6-38
Third Down Conv.	1-11	4-15
Fourth Down Conv.	0-0	1-3
Sacks By-Yards	3-16	0-0
Possession Time	28:48	31:12

INDIVIDUAL STATISTICS

Rushing

PITT — Brooks 22-67, Collins 6-12, Porter 1-6, Collier 4-4, Palko 2-1.

CIN — Glatthaar 6-31, 1 TD; Grutza 6-22; Benton 5-16; Moore 5-11; Waugh 1-0; Steel 1-(-1); Goodman 1-(-8); Stewart 1-(-12); Davilla 4-(-24).

Passing

PITT — Palko 21-11-0, 267 yards, 3 TD.

CIN — Grutza 35-21-2, 189 yards, 1 TD; Davila 5-4-0 32 yards.

Receiving

PITT — Kinder 3-172, 2 TD; Pestano 2-37; Collins 2-19;

Turner 1-15, 1 TD; Buches 1-15; Porter 1-5; Brooks 1-4.

CIN — Goodman 8-70; Poland 4-47, 1 TD; Celek 3-26; Moore 2-17; Jackson 2-16; Benton 2-14; Glatthaar 2-14; Jones 1-12; Barwin 1-5.

Game 3

MICHIGAN STATE 38 • PITT 23


SEPT. 16, 2006

HEINZ FIELD (47,956)

PITTSBURGH—Pitt suffered its first setback of the season at the hands of visiting Michigan State, which used a powerful rushing attack to claim a 38-23 victory at Heinz Field.

The Spartans literally ran to victory in this game, sparked by a pair of 100-yard rushers. Tailback Javon Ringer gained 156 yards on 15 carries (10.4 avg.), while quarterback Drew Stanton rushed for 105 yards and a touchdown on 13 attempts (8.1 avg.). As a team, Michigan State (3-0) rolled up 335 yards on the ground.

Stanton, who burned the Panthers on options and scrambles throughout the afternoon, also was effective through the air. The senior completed 16-of-25 passes for 198 yards and two touchdowns. It all added up to a decided statistical advantage for Michigan State, which outgained the Panthers 533 to 358. The Spartans also had an 11-minute, 16-second advantage in time of possession and converted 11-of-15 third downs.



The afternoon actually began promisingly for Pitt (2-1), which staked a 10-0 first-quarter lead. The Panthers scored on two of their first three possessions, including a 32-yard field goal by Conor Lee and an eight-yard run by LaRod Stephens-Howling.

The second quarter, however, marked a significant swing in momentum. Rather than striking back with big plays, the Spartans used methodical and lengthy drives to get back into the game.

Michigan State used a 13-play, 63-yard drive capped by Brett Swenson's 43-yard field goal, and an 11-play, 83-yard drive climaxed by a two-yard scoring reception by Kellen Davis to tie the score at 10 with under a minute to go in the half.

Pitt had one last threat before intermission, reaching the Spartans' 36 after T.J. Porter had a 53-yard kickoff return. The half ended, though, with Michigan State intercepting a pass at the goal line.

The Spartans scored touchdowns on their first four possessions of the second half to put the game away. Stanton accounted for two of those scores, rushing in from one yard and also throwing a 12-yard touchdown pass to Kerry Reed. Jehuu Caulcrick accounted for the other two on short runs.

Pitt would score two touchdowns in the final three minutes. Tyler Palko hit Steve Buches with a 10-yard scoring strike with 2:52 left. Derek Kinder would haul in a 49-yard scoring pass on the last play of the game to provide the final margin. Kinder finished with nine receptions for 121 yards, his second 100-yard receiving game of the season.

It was the first game between the two schools since 1960.

SCORING SUMMARY

MICHIGAN STATE	0	10	14	14	38
PITT	10	0	0	13	23

First Quarter

PITT — Lee 32-yard field goal 7:08

PITT — Stephens-Howling 8-yard run (Lee kick) 0:25

2006 Season in Review

Second Quarter

MSU — Swenson 43-yard field goal 8:54
MSU — Davis 2-yard pass from Stanton (Swenson kick) 0:48

Third Quarter

MSU — Caulcrick 2-yard run (Swenson kick) 8:58
MSU — Stanton 1-yard run (Swenson kick) 3:50

Fourth Quarter

MSU — Reed 12-yard pass from Stanton (Swenson kick) 13:36
MSU — Caulcrick 1-yard run (Swenson kick) 5:00
PITT — Buches 10-yard pass from Palko (Lee kick) 2:52
PITT — Kinder 49-yard pass from Palko 0:00

GAME STATISTICS

Team Stats	MSU	PITT
First Downs	24	22
Rushes-Yards	48-335	20-81
Att-Comp-Int	25-16-1	47-28-2
Passing Yards	198	277
Total Yards	533	358
Punt Returns-Yards	3-14	1-3
Kick Returns-Yards	2-36	6-185
Interceptions-Yards	2-0	1-3
Fumbles-Lost	1-1	1-1
Punts-Average	2-49.5	5-44.0
Penalties-Yards	9-75	3-18
Third Down Conv.	11-15	4-13
Fourth Down Conv.	0-0	2-2
Sacks By-Yards	1-5	1-5
Possession Time	35:38	24:22

INDIVIDUAL STATISTICS

Rushing

MSU — Ringer 15-156; Stanton 13-105, 1 TD;
Caulcrick 17-64, 2 TD; Jimmerson 3-10.
PITT — Stephens-Howling 8-33, 1 TD; Collins 5-33;
Palko 5-12; Brooks 2-3.

Passing

MSU — Stanton 25-16-1, 198 yards, 2 TD
PITT — Palko 47-28-2, 277 yards, 2 TD.

Receiving


MSU — Reed 7-103, 1 TD; Scott 6-74; Ringer 1-13;
Trannon 1-6; Davis 1-2, 1 TD;
PITT — Kinder 9-121, 1 TD; Buches 5-54, 1 TD; Turner 5-35;
Strong 4-32; Stephens-Howling 2-19; Collins 2-10;
Pestano 1-6.

Game 4

PITT 51 • THE CITADEL 6
SEPT. 23, 2006
HEINZ FIELD (30,069)

PITTSBURGH—Pitt showcased a laser-accurate passing game in a 51-6 rout of The Citadel at Heinz Field.

Tyler Palko completed 15-of-17 passes — an 88.2% completion rate — for 313 yards and four touchdowns to spark the victory. Palko's four TDs went to four different receivers, including Derek Kinder, Conredge Collins, Marcel Pestano and Oderick Turner.



Palko's performance moved him to fourth all-time at Pitt in both career passing yards and total offense. Moreover, Palko's 88.2% completion rate was the sixth highest since the Big East Conference began playing football in 1991.

Tight end Darrell Strong also got in the passing act, throwing a 30-yard touchdown pass to LaRod Stephens-Howling on a gadget play. Stephens-Howling, seemingly recovered from his early season ankle injury, rushed for a seven-yard score and had 66 total rush yards on 13 attempts.

The Panthers overwhelmed The Citadel, a I-AA school, on the scoreboard and statistically. Pitt outgained the Bulldogs, 506-152. The Citadel managed just 99 yards passing and 53 on the ground.

Pitt, meanwhile, threw for 361 yards. Turner was the game's leading receiver with a career-high 130 yards on just five catches (26.0 avg.) with a 52-yard score. Kinder, who played only three quarters, had four catches for 75 yards (25.0 avg.). He scored the game's opening touchdown with a 20-yard reception.

Pitt scored touchdowns on five of its first six possessions in the first half en route to a 35-6 lead at intermission. It was the most points scored by the Panthers in an opening half since posting 38 against Rutgers in 2004. Pitt also surpassed 50 points for the first time since the 1999 season when it routed Temple, 55-24.

Pitt worked quickly on its touchdown drives. The Panthers scored on drives of four plays (twice), three plays (twice) and one play. Its longest drive covered 10 plays.

Palko's big day gave him 6,655 yards in total offense for his career, moving him past running back Tony Dorsett (6,526) and quarterback John Congemi (6,351) in Pitt annals.

Palko's 6,612 yards passing also advanced him past Congemi (6,467) on the Panthers' career list.

With the victory, Pitt moved to 3-1 for the third time in five seasons. The Citadel, which also lost to a I-A opponent in Texas A&M earlier in the month, fell to 0-3.

The Panthers remained unbeaten in six contests against I-AA foes. It was the first time they had played The Citadel.

SCORING SUMMARY

THE CITADEL	0	6	0	0	6
PITT	14	21	9	7	51

First Quarter

PITT — Kinder 20-yard pass from Palko (Lee kick) 11:06
PITT — Collins 36-yard pass from Palko (Lee kick) 7:42

Second Quarter

PITT — Stephens-Howling 7-yard run (Lee kick) 14:20
CITADEL — Tyler 4-yard pass from Lawson (Vandiver kick failed) 4:05
PITT — Stephens-Howling 30-yard pass from Strong (Lee kick) 2:27
PITT — Pestano 22-yard pass from Palko (Lee kick) 1:18

Third Quarter

PITT — Safety (Citadel snap went out of end zone) 10:25
PITT — Turner 52-yard pass from Palko (Lee kick) 9:59

Fourth Quarter

PITT — Collier 1-yard run (Lee kick) 7:14

GAME STATISTICS

Team Stats	CITADEL	PITT
First Downs	9	22
Rushes-Yards	32-53	36-145
Att-Comp-Int	26-17-1	22-18-0
Passing Yards	99	361
Total Yards	152	506
Punt Returns-Yards	1-0	7-33
Kick Returns-Yards	4-84	2-42
Interceptions-Yards	0-0	1-11
Fumbles-Lost	4-1	1-1
Punts-Average	9-39.3	4-42.8
Penalties-Yards	6-30	7-55
Third Down Conv.	0-13	6-11
Fourth Down Conv.	2-3	0-0
Sacks By-Yards	1-6	3-17
Possession Time	30:58	29:02

INDIVIDUAL STATISTICS

Rushing

CITADEL — Lawson 12-34; Lee 3-18; Goodrum 9-13;
Cooper 4-8; Haney 1-(-5); Carnell 2-(-5); Team 1-(-10).
PITT — Stephens-Howling 13-66, 1 TD; Collier 13-54, 1 TD;
Palko 2-17; Collins 1-9; Yezovich 1-3; Brooks 3-1; Team 1-(-1);
Stull 2-(-4).


Passing

CITADEL — Lawson 24-15-1, 87 yards, 1 TD; Carnell 2-2-0, 12 yards.
PITT — Palko 17-15-0, 313 yards, 4 TD; Stull 4-2-0, 18 yards;
Strong 1-1-0, 30 yards, 1 TD.

Receiving

CITADEL — Kelly 5-25; Tyler 4-25, 1 TD; Domanski 2-20;
Cooper 2-9; Moore 1-12; Cornett 1-9; Roberts 1-1;
Millhouse 1-(-2).
PITT — Turner 5-130, 1 TD; Kinder 4-75, 1 TD; Pestano 3-54, 1 TD;
Stephens-Howling 2-38, 1 TD; Collins 1-36, 1 TD;
Buches 1-13; McGee 1-9; Yezovich 1-6.

Game Summaries



Game 5

PITT 45 • TOLEDO 3
SEPT. 30, 2006
HEINZ FIELD (31,212)

PITTSBURGH—Pitt rolled to its second consecutive rout of an opponent at Heinz Field with a 45-3 victory over visiting Toledo.

The Panthers seized control early and were never threatened in this contest. Pitt grabbed a 17-0 lead after one quarter and never looked back in improving to 4-1 for the first time since the 2002 season.

The scoring onslaught began early courtesy of a pair of Pitt defensive gems.

Tyler Palko threw a nine-yard touchdown pass to Derek Kinder shortly after Toledo (2-3) failed to convert on fourth-and-one from its own 42. Just one play later, defensive tackle Gus Mustakas made a perfect read on a Toledo screen pass, intercepting it and rumbling nine yards for a touchdown and 14-0 Pitt lead just four minutes into the contest.

Mustakas' interception return was Pitt's fourth for a touchdown this year, just one shy of the school record for defensive TDs in a season set in 1986. It also marked the first touchdown by a defensive lineman since tackle Demond Gibson had a pick for a score against Rutgers in 1999.

Pitt's offense was fueled by another efficient outing through the air. Palko completed 12-of-15 passes for 172 yards and two touchdowns with no interceptions in three quarters of work. Kinder's TD catch marked his sixth on the year and gave him at least one scoring reception in five consecutive games.

The Panthers compiled 374 yards in total offense compared to 230 for Toledo, which gained most of its yards once the game's result had been decided. H.B. Blades collected a game-high 11 tackles, while Clint Session added eight stops.

Pitt forced four turnovers, including two fumbles and a pair of interceptions. Eric Thatcher had his first career interception, thwarting a Toledo drive by picking off a pass in the end zone late in the third period.

Pitt led 24-3 at intermission and put the contest away with a 21-point third quarter. Fullback Conredge Collins capped the opening drive of the second half with a 13-yard scoring

burst. Freshman tailback Kevin Collier added a five-yard scoring run just over three minutes later to make it 38-3.

After seeing his collegiate debut delayed due to some nagging injuries, Dorin Dickerson saw his first playing time. Dickerson found the end zone on a 14-yard reverse on his first carry from scrimmage late in the third quarter to complete the scoring.

Pitt improved to 24-2 all-time against members of the Mid-American Conference, including a perfect 23-0 at home. The victory avenged the Panthers' 35-31 setback at Toledo in 2003.

SCORING SUMMARY

TOLEDO	0	3	0	0	3
PITT	17	7	21	0	45

First Quarter

PITT — Kinder 9-yard pass from Palko (Lee kick) 11:15

PITT — Mustakas 9-yard interception return (Lee kick) 10:47

PITT — Lee 47-yard field goal 1:58

Second Quarter

PITT — Strong 1-yard pass from Palko (Lee kick) 3:30

TOLEDO — Steigerwald 35-yard field goal 0:02

Third Quarter

PITT — Collins 13-yard run (Lee kick) 12:24

PITT — Collier 5-yard run (Lee kick) 9:02

PITT — Dickerson 14-yard run (Lee kick) 1:27

Fourth Quarter

No scoring

GAME STATISTICS

Team Stats	UT	PITT
First Downs	15	19
Rushes-Yards	35-124	43-185
Att-Comp-Int	36-18-2	17-14-0
Passing Yards	106	189
Total Yards	230	374
Punt Returns-Yards	1-0	0-0
Kick Returns-Yards	3-59	2-27
Interceptions-Yards	0-0	2-9
Fumbles-Lost	3-2	1-1
Punts-Average	4-41.5	3-42.3
Penalties-Yards	7-68	2-10
Third Down Conv.	7-17	5-11
Fourth Down Conv.	1-4	1-2
Sacks By-Yards	1-5	1-2
Possession Time	29:19	30:41

INDIVIDUAL STATISTICS

Rushing

TOLEDO — Opelt 11-56; Parmele 9-38; McDougle 3-13;

Collins 6-11; Summers 1-8; Davis 5-(-2).

PITT — Brooks 9-64; Stephens-Howling 18-50;

Collier 5-19, 1 TD; Pettiford 5-16; Dickerson 1-14, 1 TD;

Collins 1-13, 1 TD; Palko 4-9.

Passing

TOLEDO — Opelt 30-15-1, 92 yards; Summers 5-3-1, 14 yards; Team 1-0-0, 0 yards.

PITT — Palko 15-12-0, 172 yards, 2 TD; Stull 2-2-0, 17 yards.

Receiving


TOLEDO — Hopkins 5-28; Odom 4-38; Moore 4-14;

Powell 2-19; Williams 1-7; Parmele 1-1; Smith 1-(-1).

PITT — Strong 4-51, 1 TD; Kinder 3-40, 1 TD; Yezovich 2-17;

Pestano 1-42; Turner 1-14; Stephens-Howling 1-13;

Collier 1-7; Collins 1-5.



Game 6

PITT 21 • SYRACUSE 11
OCT. 7, 2006
CARRIER DOME (41,870)

SYRACUSE, N.Y.—LaRod Stephens-Howling became Pitt's first 200-yard rusher in six years, lifting the Panthers past Syracuse in the Carrier Dome, 21-11. The victory improved the Panthers to 5-1 on the year and 2-0 in Big East play.

Stephens-Howling rushed for 221 yards on 27 carries — an average of 8.2 yards per rush. His 70-yard touchdown burst gave Pitt a 14-3 lead and command of the game in the second quarter.

The diminutive tailback became Pitt's first 200-yard rusher since Nov. 24, 2000, when Kevan Barlow went for 272 against West Virginia in Three Rivers Stadium. Syracuse (3-3, 0-1) failed to tackle Stephens-Howling behind the line of scrimmage for a single loss the entire game. As a team Pitt netted 236 yards on 35 carries, a 6.7-yard average.

Complementing the running game was a pinpoint passing attack. Tyler Palko, who entered the game as the nation's pass efficiency leader, completed 20 of 24 for 177 yards and a touchdown with no interceptions.

Palko hit his first 13 passes and also accounted for the game's first score when he rushed in from four yards out to give Pitt a 7-0 lead just two-and-a-half minutes into the contest.

Palko's lone touchdown pass came late in the third quarter and gave the Panthers a commanding 21-3 lead. Facing third-and-goal at the Orange one-yard line, Palko faked a handoff up the middle, turned and hit tight end Steve Buches for the score.

2006 Season in Review

The Pitt offense was the beneficiary of strong blocking up front in both the pass and run games. Syracuse entered the game with a national-best 25 sacks (five per game), but managed just one on the day. The Panthers' offensive line featured first-time starter Joe Thomas, a true freshman, who was replacing injured fifth-year senior John Simonitis at right guard.

Meanwhile, Pitt's defense had its most disruptive game of the season to date. The Panthers muzzled Syracuse's offense for most of the game, limiting it to 92 rush yards and compiling five sacks.

Pitt's defensive end tandem of Chris McKillop and Joe Clermond combined for four sacks and two fumble recoveries to lead the charge. McKillop had 2.5 sacks, two forced fumbles and a fumble recovery. Clermond had 1.5 sacks and three total tackles for losses. In the middle, linebacker H.B. Blades achieved another double-digit tackle performance with a game-high 10 stops.

The victory was the Panthers' fourth over the Orange in the past five games. It was also Pitt's second in the Carrier Dome in its last three visits.

SCORING SUMMARY

PITT	7	7	7	0	21
SYRACUSE	0	3	0	8	11

First Quarter

PITT — Palko 4-yard run (Lee kick) 12:31

Second Quarter

SU — Shadle 44-yard field goal 12:16

PITT — Stephens-Howling 70-yard run (Lee kick) 6:28

Third Quarter

PITT — Buches 1-yard pass from Palko (Lee kick) 2:31

Fourth Quarter

SU — Williams 29-yard pass from Patterson (Williams pass from Patterson) 4:05

GAME STATISTICS

Team Stats	PITT	SU
First Downs	16	18
Rushes-Yards	35-236	33-92
Att-Comp-Int	24-20-0	29-20-0
Passing Yards	177	225
Total Yards	413	317
Punt Returns-Yards	2-25	2-5
Kick Returns-Yards	1-29	2-43
Interceptions-Yards	0-0	0-0
Fumbles-Lost	1-1	4-3
Punts-Average	5-34.2	5-40.8
Penalties-Yards	8-55	8-60
Third Down Conv.	4-11	5-13
Fourth Down Conv.	0-1	1-1
Sacks By-Yards	5-32	1-8
Possession Time	31:14	28:46

INDIVIDUAL STATISTICS

Rushing

PITT — Stephens-Howling 27-221, 1 TD; Dickerson 1-10; Palko 4-6, 1 TD; Collins 2-1; Team 1-(-2).

SU — Carter 16-57; Brinkley 7-27; Patterson 10-8.

Passing


PITT — Palko 24-20-0, 177 yards, 1 TD.

SU — Patterson 29-20-0, 225 yards, 1 TD.

Receiving

PITT — Turner 6-37; Buches 4-48, 1 TD; McGee 4-43; Kinder 3-29; Collins 2-10; Porter 1-10.

SU — Davis 5-53; Ferron 4-45; Williams 3-57, 1 TD; Carter 2-22; Chiara 2-16; Brinkley 2-13; Lane 1-11; Nesheiwat 1-8.



Game 7

PITT 52 • UCF 7

OCT. 13, 2006

FLORIDA CITRUS BOWL (35,858)

ORLANDO, Fla.—Pitt achieved its best start to a season in 24 years by steamrolling past host Central Florida, 52-7, in the Florida Citrus Bowl.

The Panthers notched their fourth consecutive victory to improve to 6-1 on the year, their best record after seven games since Pitt's 1982 edition, led by quarterback Dan Marino, started 7-0.

The 45-point margin of victory was Pitt's largest in a road game since 1983, when the Panthers routed Louisville, 55-10.

Pitt seized control early and never let go in this game. Lowell Robinson returned the opening kickoff for a 97-yard touchdown, giving the Panthers a 7-0 lead just 18 seconds into the contest. Pitt led 21-0 after one quarter and 38-0 at halftime. The Panthers never punted the entire game and had zero turnovers.

LaRod Stephens-Howling, coming off his 221-yard rushing performance at Syracuse, continued his dazzling play by scoring three touchdowns and gaining 135 yards on 19 carries (7.1 avg.). He had scoring runs of 23 and 26 yards less than four minutes apart in the first quarter to put the Panthers up 21-0 at the 6:08 mark. He added a six-yard TD scamper early in the third period to boost the lead to 45-0.

Tyler Palko continued his efficient form by completing 11-of-15 passes for 172 yards and two touchdowns. The senior quarterback did not throw an interception for the fourth consecutive game and engineered scoring drives of 86 and 93 yards. After dissecting the UCF defense with a series of short passes, Palko hit a streaking Oderick Turner with a 54-yard bomb a minute into the second quarter to put Pitt up 28-0. He later connected with fullback Conredge Collins on an 11-yard scoring pass right before intermission.

Pitt scored on its first six possessions and eight of 10 for the game. The Panthers missed a 27-yard field goal as the first half expired. Pitt's other drive came at the end of the game as it wound off the final six minutes by keeping the ball on the ground.

Defensively, Pitt forced four turnovers, including three fumbles and an interception. After the Panthers took a 7-0 lead, UCF (2-4) drove to the Pitt 40 where Clint Session sacked quarterback Steven Moffett and forced a fumble. Rashaad Duncan recovered to end the threat. Later in the quarter, the Golden Knights moved to the Pitt nine-yard line but Tommie Campbell intercepted Moffett, returning it 61 yards to the UCF 37.

H.B. Blades paced Pitt with a game-high 10 tackles and added a six-yard sack, a forced fumble and a fumble recovery. UCF tailback Kevin Smith, who entered the game averaging more than 100 rushing yards per game, was held to just 70 yards and 3.5 yards per carry.

The game was played at the site of Pitt's 2001 Tangerine Bowl triumph over NC State (34-19).

SCORING SUMMARY

PITT	21	17	7	7	52
UCF	0	0	7	0	7

First Quarter

PITT — Robinson 97-yard kickoff return (Lee kick) 14:42

PITT — Stephens-Howling 23-yard run (Lee kick) 9:58

PITT — Stephens-Howling 26-yard run (Lee kick) 6:08

Second Quarter

PITT — Turner 54-yard pass from Palko (Lee kick) 14:03

PITT — Lee 22-yard field goal 9:57

PITT — Collins 11-yard pass from Palko (Lee kick) 1:24

Third Quarter

PITT — Stephens-Howling 6-yard run (Lee kick) 10:26

UCF — Smith 1-yard run (Torres kick) 0:14

Fourth Quarter

PITT — Pestano 29-yard pass from Stull (Lee kick) 10:13

Game Summaries

GAME STATISTICS

Team Stats	PITT	UCF
First Downs	26	19
Rushes-Yards	45-261	42-110
Att-Comp-Int	17-13-0	29-18-1
Passing Yards	206	210
Total Yards	467	320
Punt Returns-Yards	1-3	0-0
Kick Returns-Yards	2-120	4-101
Interceptions-Yards	1-61	0-0
Fumbles-Lost	0-0	4-3
Punts-Average	0-0	3-41.0
Penalties-Yards	2-14	5-60
Third Down Conv.	10-12	6-14
Fourth Down Conv.	1-1	2-3
Sacks By-Yards	4-18	0-0
Possession Time	29:56	30:04

INDIVIDUAL STATISTICS

Rushing

PITT — Stephens-Howling 19-135, 3 TD; Brooks 5-40; Collier 8-35; Palko 4-31; Stull 2-12; Turner 2-7; Porter 2-3; Dickerson 1-1; Team 2-(-3).
UCF — Smith 20-70, 1 TD; Peters 9-27; Thornton 1-13; Israel 8-5; Moffett 4-(-5).

Passing

PITT — Palko 15-11-0, 172 yards, 2 TD; Stull 2-2-0, 34 yards, 1 TD.
UCF — Israel 19-13-0, 158 yards; Moffett 10-5-1, 52 yards.

Receiving

PITT — Turner 3-69, 1 TD; Pestano 2-55, 1 TD; Buches 2-22; Strong 2-21; Kinder 1-12; Collins 1-11, 1 TD; Byham 1-11; Dickerson 1-5.
UCF — Walker 8-73; Smith 3-22; Ross 2-23; James 2-14; Turner 1-42; Rabazinski 1-26; Thornton 1-10.

Game 8

RUTGERS 20 • PITT 10
OCT. 21, 2006
HEINZ FIELD (49,620)


PITTSBURGH—Pitt's high-scoring offense and four-game winning streak were grounded in this game as visiting Rutgers earned a 20-10 victory over the Panthers at Heinz Field.

Pitt entered the contest averaging nearly 38 points a game. But Rutgers, boasting the nation's top scoring defense and No. 2 total defense, limited the Panthers to a field goal and single touchdown.

The Scarlet Knights controlled the contest with an effective rushing game and mistake-free offense. Moreover, they sacked Pitt quarterback Tyler Palko five times on the night, equalling the number of sacks the Panthers had given up in the season's previous seven contests.

Led by Ray Rice, Rutgers churned out 268 yards on the ground. Rice went for 225 of those yards by himself and made the game's key play just as it seemed momentum was swinging to Pitt.

Rice ripped off a 63-yard run in the fourth quarter to set up his own short touchdown plunge immediately after the Panthers had closed to within three points. Rice's TD provided the game's



final points and ultimately was all the cushion Rutgers would need to secure just its second victory ever in Pittsburgh.

The Panthers had drawn to within 13-10 on Palko's eight-yard pass to Oderick Turner. Facing a heavy rush, Palko scrambled to buy time and then fired across the field to a leaping Turner in the back of the end zone.

With the touchdown, Pitt appeared poised to seize momentum. The opportunity was quickly lost, though, when on Rutgers' subsequent possession Rice ripped off his 63-yard burst followed by another 20-yard run to set up the clinching touchdown.

Jeremy Ito's field goals of 32 and 21 yards in the first half gave Rutgers a 6-0 intermission lead. Conor Lee added a 46-yarder for Pitt early in the second half to make it 6-3.

The Scarlet Knights went up 13-3 late in the third period when quarterback Mike Teel hit Tiquan Underwood on a seven-yard scoring pass. Teel threw the ball just 18 times — completing 10 — but led a Rutgers offense that didn't throw an interception or lose a fumble.

The Scarlet Knights beat Pitt in consecutive seasons for the first time in the 25-year-old series. The Panthers had won 19 of 23 contests against Rutgers heading into this year's encounter.

Rutgers improved to 7-0 overall for the first time since 1976 and 2-0 in Big East play. The Panthers fell to 6-2 and 2-1.

SCORING SUMMARY

RUTGERS	3	3	7	7	20
PITT	0	0	3	7	10

First Quarter

RUTGERS — Ito 32-yard field goal 1:28

Second Quarter

RUTGERS — Ito 21-yard field goal 0:29

Third Quarter

PITT — Lee 46-yard field goal 10:59

RUTGERS — Underwood 7-yard pass from Teel 0:18

Fourth Quarter

PITT — Turner 8-yard pass from Palko (Lee kick) 13:23

RUTGERS — Rice 1-yard run (Ito kick) 11:13

GAME STATISTICS

Team Stats	RUTGERS	PITT
First Downs	17	12
Rushes-Yards	48-268	26-67
Att-Comp-Int	18-10-0	26-16-0
Passing Yards	72	169
Total Yards	340	236
Punt Returns-Yards	3-23	1-15
Kick Returns-Yards	2-50	4-95
Interceptions-Yards	0-0	0-0
Fumbles-Lost	2-0	2-1
Punts-Average	5-45.0	6-43.0
Penalties-Yards	2-15	8-53
Third Down Conv.	7-16	5-13
Fourth Down Conv.	0-1	0-1
Sacks By-Yards	5-48	0-0
Possession Time	34:27	25:33

INDIVIDUAL STATISTICS

Rushing

RUTGERS — Rice 39-225, 1 TD; Leonard 8-42; Young 1-1.
PITT — Stephens-Howling 12-55; Collins 3-7; Palko 11-5.

Passing

RUTGERS — Teel 18-10-0, 72 yards, 1 TD.
PITT — Palko 26-16-0, 169 yards, 1 TD.

Receiving

RUTGERS — Underwood 5-41, 1 TD; Harris 3-30; Leonard 2-1.
PITT — Kinder 6-70; Turner 3-25, 1 TD; Stephens-Howling 2-26; Buches 2-23; Strong 1-18; Pestano 1-9; Collins 1-(-2).

Game 9

USF 22 • PITT 12
NOV. 4, 2006
RAYMOND JAMES STADIUM (35,671)


TAMPA—Playing for the first time in two weeks, Pitt seemingly came off its open date sluggish and never got on track in a 22-12 setback to South Florida at Raymond James Stadium.

The Bulls' outstanding first-year quarterback Matt Grothe was the sparkplug for USF. Grothe compiled 231 yards in total offense, including 180 through the air and 51 on the ground. He also accounted for two touchdowns with a one-yard run and 46-yard pass.

The performance of the South Florida defense also keyed the result of this contest. The Bulls (6-3, 2-2 Big East) kept the Panthers bottled up for most of the afternoon, limiting Pitt to only 214 total yards. The usually efficient Pitt passing attack never hit stride as Tyler Palko was just 11 of 23 for 159 yards. He was sacked twice and threw three interceptions, the last coming on a desperation heave with under a minute left in the contest.

On the ground Pitt (6-3, 2-2) produced just 55 net rushing yards and averaged only 2.4 yards per attempt. The Panthers converted just two of their 10 third-down situations in the game. Moreover, Pitt was penalized 11 times for 96 yards.

South Florida grabbed the lead less than five minutes into the game by driving 65 yards in 11 plays. Taurus Johnson capped the march with a 22-yard touchdown run off a double reverse. Johnson's score marked the first TD given up by Pitt



in the opening quarter this season. Previously the Panthers had surrendered just two field goals in the first quarter.

Pitt responded later in the quarter with a 41-yard field goal by Conor Lee to make it 7-3. The Panthers then turned back a USF drive with an interception by H.B. Blades at the Pitt 36. The Bulls, though, forced a three-and-out and then moved 50 yards in six plays to take a 14-3 lead courtesy of Grothe's short touchdown run.

In the third period Pitt drew within 14-6 on Lee's 34-yard field goal. The score came after Clint Session ripped the ball away from USF's Cedric Hill, who had made a reception at the Bulls' 40.

But any Pitt aspirations to cut further into the deficit were ended when Grothe threw a 46-yard scoring strike to Amari Jackson, giving the Bulls a 20-6 lead with 3:58 left in the third.

Although Grothe would leave the game with a foot injury, USF added to its lead with a safety early in the final quarter providing the Bulls with all the point cushion they would need.

Despite the loss, Pitt did receive a standout performance from Blades who, in addition to his interception, had a game-high 12 tackles and blocked a field goal.

SCORING SUMMARY

PITT	3	0	3	6	12
USF	7	7	6	2	22

First Quarter

USF — Johnson 22-yard run (Alvarado kick) 10:12

PITT — Lee 41-yard field goal 1:22

Second Quarter

USF — Grothe 1-yard run (Alvarado kick) 8:37

Third Quarter

PITT — Lee 34-yard field goal 6:35

USF — Jackson 46-yard pass from Grothe (kick failed) 3:58

Fourth Quarter

USF — Safety (Palko intentional grounding penalty in end zone) 10:55

PITT — Strong 19-yard pass from Palko (pass failed) 6:22

GAME STATISTICS

Team Stats	PITT	USF
First Downs	12	18
Rushes-Yards	23-55	48-190
Att-Comp-Int	23-11-3	26-20-2
Passing Yards	159	187
Total Yards	214	377
Punt Returns-Yards	1-5	3-50
Kick Returns-Yards	2-19	2-21
Interceptions-Yards	2-1	3-2
Fumbles-Lost	0-0	3-2
Punts-Average	6-39.3	3-32.7
Penalties-Yards	11-96	10-105
Third Down Conv.	2-10	4-15
Fourth Down Conv.	0-0	3-5
Sacks By-Yards	2-8	2-13
Possession Time	24:16	35:44

INDIVIDUAL STATISTICS

Rushing

PITT — Stephens-Howling 11-29; Palko 9-17; Collins 3-9.

USF — Grothe 12-51, 1 TD; Julmiste 10-45; Ponton 15-38; Teachey 2-25; Johnson 1-22, 1 TD; Williams 7-10; Team 1-(-1).

Passing

PITT — Palko 23-11-3, 159 yards, 1 TD.

USF — Grothe 25-19-2, 180 yards, 1 TD; Julmiste 1-1-0, 7 yards.

Receiving

PITT — Turner 4-48; Pestano 2-56; Kinder 2-20;

Stephens-Howling 2-16; Strong 1-19, 1 TD.

USF — Randolph 6-46; Johnson 4-26; Jackson 3-47, 1 TD;

Green 3-45; Edwards 1-10; A. Hill 1-9; C. Hill 1-5;

Ponton 1-(-1).

Game 10

CONNECTICUT 46 • PITT 45 (2OT)

NOV. 11, 2006


RENTSCHLER FIELD (40,000)

EAST HARTFORD, Conn.—Connecticut quarterback D.J. Hernandez scrambled into the end zone for a two-point conversion in the second overtime, lifting the host Huskies to a stunning 46-45 victory over Pitt at Rentschler Field.

Hernandez led Connecticut (4-5, 1-3 Big East) back from a 14-point deficit in the fourth quarter using his legs and his arm. The sophomore completed 20-of-29 passes for 164 yards and four touchdowns, including a one-yard scoring strike with three seconds left in regulation to force overtime.

He was equally damaging on the run, continuously alluding Pitt's rush and breaking into the secondary. Hernandez finished with 130 yards rushing on 17 attempts, an average of 7.6 per carry.

Connecticut also received a standout performance from redshirt freshman tailback Donald Brown, who carried 43 times for 205 yards and two touchdowns. In total, Connecticut compiled 317 yards rushing while averaging 5.1 per attempt.



It was Brown's 10-yard touchdown run in the second overtime that drew the Huskies to within 45-44. Connecticut elected to forego an extra-point kick and instead went for the win with the two-point try. Hernandez scrambled away from a blitzing Clint Session and rolled right into the end zone to cap UConn's furious rally.

Pitt (6-4, 2-3) held a 31-17 lead after Tyler Palko snuck in from one-yard out to cap a seven-play, 62-yard drive late in the third quarter. The Panthers appeared to have control in the final period when a punt by Adam Graessle pinned the Huskies back at their own two-yard line with just over 12 minutes left.

But Connecticut responded by driving 98 yards and pulled within seven points when Hernandez, again on the scramble, hit Brown with an eight-yard scoring pass.

The game-tying drive began with 3:14 left in regulation. Hernandez hit six passes on the march, including a one-yarder to tight end Danny Murray in the back of the end zone with three seconds left.

The Huskies took the lead in the first overtime when Brandon Young made a diving catch in the end zone. Pitt tied it when Palko hit fullback Conredge Collins with a one-yard pass on fourth down.

In the second overtime period, LaRod Stephens-Howling scored from one yard to put Pitt up 45-38. The TD was set up by a 24-yard reception by Derek Kinder.

It would be Pitt's last lead. Brown's final touchdown pulled UConn within 45-44, setting the stage for Hernandez's winning two-point conversion.

The loss overshadowed fine performances by Palko, who was 20 of 25 for 234 yards and three TDs, and Stephens-Howling, who rushed for 154 yards and two scores.

Game Summaries

SCORING SUMMARY

PITT	14	7	10	0	7	7	45
UCONN	3	14	0	14	7	8	46

First Quarter

UCONN — Nuzie 47-yard field goal 9:56

PITT — Buches 14-yard pass from Palko (Lee kick) 8:04

PITT — Buches 3-yard pass from Palko (Lee kick) 0:02

Second Quarter

UCONN — Jeffers 11-yard pass from Hernandez (Ciaravino kick) 11:22

UCONN — Brown 4-yard run (Ciaravino kick) 6:55

PITT — Stephens-Howling 26-yard run (Lee kick) 2:55

Third Quarter

PITT — Lee 28-yard field goal 6:42

PITT — Palko 1-yard run (Lee kick) 1:27

Fourth Quarter

UCONN — Brown 8-yard pass from Hernandez (Ciaravino kick) 7:53

UCONN — Murray 1-yard pass from Hernandez (Ciaravino kick) 0:03

Overtime

UCONN — Young 11-yard pass from Hernandez (Ciaravino kick)

PITT — Collins 1-yard pass from Palko (Lee kick)

PITT — Stephens-Howling 1-yard run (Lee kick)

UCONN — Brown 10-yard run (Hernandez rush)

GAME STATISTICS

Team Stats	PITT	UCONN
First Downs	22	30
Rushes-Yards	41-180	62-317
Att-Comp-Int	25-20-0	29-20-0
Passing Yards	234	164
Total Yards	414	481
Punt Returns-Yards	2-0	2-5
Kick Returns-Yards	6-116	3-49
Interceptions-Yards	0-0	0-0
Fumbles-Lost	1-0	1-1
Punts-Average	4-38.8	3-37.3
Penalties-Yards	6-40	5-30
Third Down Conv.	5-12	11-19
Fourth Down Conv.	2-2	2-4
Sacks By-Yards	1-2	1-14
Possession Time	27:24	32:36

INDIVIDUAL STATISTICS

Rushing

PITT — Stephens-Howling 32-154, 2 TD; Palko 6-14, 1 TD; Collins 3-12.

UCONN — Brown 43-205, 2 TD; Hernandez 17-130; Taylor 1-4; Team 1-(-22).

Passing

PITT — Palko 25-20-0, 234 yards, 3 TD.

UCONN — Hernandez 29-20-0, 164 yards, 4 TD.

Receiving


PITT — Buches 5-73, 2 TD; Kinder 5-65; Turner 4-42;

Pestano 2-22; Collins 2-18, 1 TD; Stephens-Howling 2-14.

UCONN — Taylor 5-47; Jeffers 4-40, 1 TD; Brown 4-26, 1 TD;

Young 2-26, 1 TD; Brouse 1-13; Anderson 1-9; Caulley 1-5;

Murray 1-1, 1 TD; Hernandez 1-(-3).



Game 11

WEST VIRGINIA 45 • PITT 27

NOV. 16, 2006

HEINZ FIELD (55,642)

PITTSBURGH—Pitt and West Virginia waged the football equivalent of a track meet in the first half, trading scores and piling up yardage before a national ESPN Thursday night television audience. In the second half, however, the Mountaineers pulled away with the big-play talents of quarterback Pat White and tailback Steve Slaton to claim a 45-27 victory at Heinz Field.

The Panthers seized a 27-24 lead at intermission behind the arm of quarterback Tyler Palko and one of the most exciting special teams plays in Pitt history.

Palko completed 16 of his 19 first-half passes — an 84% completion rate — and threw a pair of scoring strikes. He gave Pitt a 7-0 lead with a 23-yard touchdown pass to freshman tight end Nate Byham and later tied the score at 14 in the second period with a 15-yarder to Oderick Turner.

The Panthers (6-5, 2-4 Big East) would take a 24-17 lead with 2:18 left in the half on a dazzling 73-yard punt return by Darrelle Revis. After fielding the punt along the far sideline, Revis ran right and was initially sprung by a devastating block by Derek Kinder, who knocked out two West Virginia covermen with one blow. Revis then weaved in and out of Mountaineers down the right sideline on the way to the end zone.

Ranked as high as No. 7 in the national polls, West Virginia (9-1, 4-1) would strike back quickly as White hit Slaton with a 67-yard touchdown pass to tie the game again with under a minute to go. The Panthers, however, went into intermission with the lead as Conor Lee kicked a 39-yard field goal just before the half expired.

West Virginia's speedy playmakers would take control of the game in the third period.

White ran for scores of 64 and 19 yards on the Mountaineers' first two possessions of the second half. The sophomore signal-caller would also finish with 220 yards rushing, equaling his total against the Panthers a year prior.

Entering the game as the country's No. 2 rusher, Slaton was held to just seven yards on six carries in the first half.

Even when he was contained on the ground, he proved to be a major factor in the game, catching a pair of scoring passes in the opening two quarters. But in the second half Slaton proved uncontainable, finishing with 215 yards rushing in addition to his 130 yards receiving.

The loss was Pitt's fourth consecutive, its longest losing streak in five years.

SCORING SUMMARY

WEST VIRGINIA	14	10	14	7	45
PITT	7	20	0	0	27

First Quarter

PITT — Byham 23-yard pass from Palko (Lee kick) 11:08

WVU — Slaton 15-yard run (McAfee kick) 6:25

WVU — Slaton 11-yard pass from White (McAfee kick) 0:00

Second Quarter

PITT — Turner 15-yard pass from Palko (Lee kick) 11:25

WVU — McAfee 51-yard field goal 7:29

PITT — Lee 43-yard field goal 4:26

PITT — Revis 73-yard punt return (Lee kick) 2:18

WVU — Slaton 67-yard pass from White (McAfee kick) 0:59

PITT — Lee 39-yard field goal 0:03

Third Quarter

WVU — White 64-yard run (McAfee kick) 14:12

WVU — White 19-yard run (McAfee kick) 5:03

Fourth Quarter

WVU — Slaton 55-yard run (McAfee kick) 11:05

GAME STATISTICS

Team Stats	WVU	PITT
First Downs	24	16
Rushes-Yards	47-437	19-(-1)
Att-Comp-Int	16-11-0	37-28-0
Passing Yards	204	341
Total Yards	641	340
Punt Returns-Yards	1-2	2-82
Kick Returns-Yards	4-79	7-130
Interceptions-Yards	0-0	0-0
Fumbles-Lost	0-0	1-0
Punts-Average	2-43.5	4-45.8
Penalties-Yards	4-40	4-40
Third Down Conv.	9-14	6-13
Fourth Down Conv.	0-1	0-2
Sacks By-Yards	8-45	0-0
Possession Time	33:55	26:05

INDIVIDUAL STATISTICS

Rushing

WVU — White 22-220, 2 TD; Slaton 23-215, 2 TD;

Schmitt 1-3; Team 1-(-1).

PITT — Stephens-Howling 9-35; Collins 1-4; Palko 9-(-40).

Passing

WVU — White 16-11-0, 204 yards, 2 TD.

PITT — Palko 37-28-0, 341 yards, 2 TD.

Receiving

WVU — Slaton 6-130, 2 TD; Reynaud 4-62; Myles 1-12.

PITT — Turner 6-95, 1 TD; Kinder 6-89; Collins 5-44;

Pestano 4-44; Buches 3-19; Stephens-Howling 2-19;

Byham 1-23, 1 TD; Collier 1-8.

2006 Season in Review



Game 12

LOUISVILLE 48 • PITT 24
NOV. 25, 2006
HEINZ FIELD (41,881)

PITTSBURGH—Pitt concluded the regular season with a 48-24 loss to visiting Louisville at Heinz Field. Similar to the Panthers' previous game with West Virginia, Pitt could not capitalize on first half momentum as the No. 8 Cardinals pulled away over the final two quarters.

Louisville quarterback Brian Brohm was the difference in this contest, throwing four touchdown passes and no interceptions. Brohm completed 72% of his passes (21 of 29) for 337 yards.

Brohm was on target all evening, especially when throwing to wideouts Mario Urrutia and Harry Douglas. Urrutia averaged over 20 yards per catch, hauling in seven receptions for 144 yards and a 42-yard touchdown. Douglas averaged 33 yards per reception, totaling 132 yards on just four catches. His 75-yard touchdown closed out the game's scoring late in the fourth quarter.

Pitt was within striking distance at halftime, trailing just 24-17. The Panthers actually held a 14-7 lead in the first quarter after Oderick Turner caught a 21-yard scoring pass from fellow wideout Derek Kinder on a gadget play. Earlier, LaRod Stephens-Howling scored on a six-yard run to tie the game, 7-7.

Driving toward an eventual Big East championship and Bowl Championship Series berth, Louisville (10-1, 5-1 Big East) came roaring back. The Cardinals would score 10 consecutive points in less than a three-minute span to take a 17-14 lead.

Pitt placekicker Conor Lee tied the game with a 30-yard field goal at the 9:12 mark of the second period before Louisville eventually took full control.

Twenty-four unanswered points would put the game away for the Cardinals. Brohm connected on a pair of short touchdown passes, while JaJuan Spillman rushed in from 13 yards out to make it 38-17 with six minutes to go in the third. Art Carmody kicked a 42-yard field goal early in the final period to give the Cardinals an insurmountable 24-point lead.

The Panthers (6-6, 2-5) lost their fifth in a row after winning six of their first seven contests. The five-game losing streak marked Pitt's longest since 2001.

The game was the final home contest for 18 Pitt seniors. Palko finished his collegiate career ranked second all-time at Pitt in total offense (8,429) and TD passes (tied with 66) and third in school annals in career passing yards (8,343). Linebacker H.B. Blades, who would earn first team All-America honors at season's end, finished his career with 433 tackles to rank third all-time at Pitt.

SCORING SUMMARY

LOUISVILLE	10	14	14	10	48
PITT	14	3	0	7	24

First Quarter

UL — Smith 19-yard run (Carmody kick) 11:33
 PITT — Stephens-Howling 6-yard run (Lee kick) 6:37
 PITT — Turner 21-yard pass from Kinder (Lee kick) 5:49
 UL — Carmody 39-yard field goal 1:59

Second Quarter

UL — Urrutia 42-yard pass from Brohm (Carmody kick) 14:32
 PITT — Lee 30-yard field goal 9:12
 UL — Barnidge 9-yard pass from Brohm 5:17

Third Quarter

UL — Barnidge 1-yard pass from Brohm (Carmody kick) 7:58
 UL — Spillman 13-yard run (Carmody kick) 6:00

Fourth Quarter

UL — Carmody 42-yard field goal 12:56
 PITT — Turner 21-yard pass from Palko (Lee kick) 11:34
 UL — Douglas 75-yard pass from Brohm (Carmody kick) 5:54

GAME STATISTICS

Team Stats	UL	PITT
First Downs	20	22
Rushes-Yards	31-162	24-70
Att-Comp-Int	29-21-0	51-32-3
Passing Yards	337	328
Total Yards	499	398
Punt Returns-Yards	1-26	1-9
Kick Returns-Yards	3-76	8-193
Interceptions-Yards	3-23	0-0
Fumbles-Lost	1-1	1-1
Punts-Average	3-31.0	2-40.5
Penalties-Yards	5-50	4-30
Third Down Conv.	6-12	4-13
Fourth Down Conv.	0-0	2-5
Sacks By-Yards	2-11	0-0
Possession Time	28:34	31:26

INDIVIDUAL STATISTICS

Rushing

UL — Smith 9-58, 1 TD; Bolen 8-44; Allen 7-24; Spillman 1-13, 1 TD; Brohm 1-9; Stripling 2-8; Spencer 2-4; Taylor 1-2.
 PITT — Stephens-Howling 12-57, 1 TD; Collins 3-13; Collier 1-2; Palko 7-1; Pestano 1-(-3).

Passing

UL — Brohm 29-21-0, 337 yards, 4 TD.
 PITT — Palko 50-31-3, 307 yards, 1 TD; Kinder 1-1-0, 21 yards, 1 TD.

Receiving

UL — Urrutia 7-144, 1 TD; Douglas 4-132, 1 TD; Barnidge 3-25, 2 TD; Spillman 2-7; Smith 2-3; Taylor 1-21; Stripling 1-3; Kuhn 1-2.
 PITT — Kinder 11-77; Pestano 6-70; Turner 4-58, 2 TD; Stephens-Howling 4-49; Collins 2-40; Buches 2-24; McGee 1-4; Porter 1-3; Collier 1-3.

2006 Honors & Awards

BRIAN BENNETT Linebacker

Pitt's Ironman Award
Big East All-Academic Football Team

H.B. BLADES Linebacker

Football Writers Association of America All-America Team (first team)
SportsIllustrated.com All-America Team (first team)
Walter Camp All-America Team (second team)
Scout.com All-America Team (second team)
Associated Press All-America Team (third team)
Big East Defensive Player of the Year
All-Big East (first team)
ECAC Division I-A All-Star Team
2006 "All-Mayday (Mark May) Team"
Pitt's Most Valuable Defensive Player
Pitt's "Panther Award"
Chuck Bednarik Award Semifinalist
Butkus Award Semifinalist
Lott Trophy Quarterfinalist
Big East Defensive Player of the Week (Sept. 11)
Coaching Staff Defensive Player of the Game (Cincinnati)

JEMEEL BRADY Safety

Pitt's Most Improved Special Teams Player

JOE CLERMOND Defensive End

All-Big East (second team)
Pitt's Most Valuable Defensive Lineman
Coaching Staff Defensive Player of the Game (The Citadel)

CONREDGE COLLINS Fullback

Coaching Staff Offensive Player of the Game (Toledo)

KENNARD COX Cornerback

Pitt's Most Improved Defensive Player

MARK ESTERMYER Long Snapper

Big East All-Academic Football Team

ADAM GRAESSLE Punter

All-Big East (second team)
Pitt's Most Valuable Special Teams Player
University of Pittsburgh "Senior of Distinction"
Coaching Staff Special Teams Player of the Game (The Citadel)
Coaching Staff Special Teams Player of the Game (Syracuse)

ADAM GUNN Linebacker

Coaching Staff Special Teams Player of the Game (Virginia)
Big East All-Academic Football Team

DEREK KINDER Receiver

All-Big East (first team)
ECAC Division I-A All-Star Team
Pitt's Most Improved Offensive Player
Biletnikoff Award Semifinalist
Coaching Staff Offensive Player of the Game (Cincinnati)

CONOR LEE Placekicker

ESPN The Magazine Academic All-District 2 Football Team
Big East All-Academic Football Team
Coaching Staff Special Teams Player of the Game (Toledo)

CHRIS MCKILLOP Defensive End

Big East Defensive Player of the Week (Oct. 9)
Coaching Staff Defensive Player of the Game (Syracuse)

SCOTT MCKILLOP Linebacker

Coaching Staff Special Teams Player of the Game (Cincinnati)

GUS MUSTAKAS Defensive Tackle

Big East All-Academic Football Team

TYLER PALKO Quarterback

Pitt's Most Valuable Offensive Player
Pitt's Demale Stanley Award
Pitt's "Blue-Gold Award"
Maxwell Award Semifinalist
Davey O'Brien National Quarterback Award Semifinalist
Wuerffel Trophy Semifinalist
AFCA "Good Works" Team
Big East All-Academic Football Team
Big East Offensive Player of the Week (Sept. 25)
Coaching Staff Offensive Player of the Game (Virginia)
Coaching Staff Offensive Player of the Game (The Citadel)

DARRELLE REVIS Cornerback

Rivals All-America Team (third team)
All-Big East (first team)
ECAC Division I-A All-Star Team
Thorpe Award Semifinalist

LOWELL ROBINSON Kickoff Returner

Randy Moss Return Man Award Semifinalist

CLINT SESSION Linebacker

Big East Defensive Player of the Week (Sept. 4)
Coaching Staff Defensive Player of the Game (Virginia)

LAROD STEPHENS-HOWLING Running Back

Big East Offensive Player of the Week (Oct. 9)
Coaching Staff Offensive Player of the Game (Syracuse)
Big East All-Academic Football Team

ERIC THATCHER Free Safety

Coaching Staff Defensive Player of the Game (Toledo)

JOE THOMAS Offensive Guard

Scout.com Freshman All-American (first team)
Rivals Freshman All-American (second team)
The Sporting News Big East All-Freshman Team

ODERICK TURNER Receiver

Rivals Freshman All-American (second team)
The Sporting News Big East All-Freshman Team

JOE VILLANI Center

Pitt's Most Valuable Offensive Lineman
Big East All-Academic Football Team

DAVE WANNSTEDT Head Coach

Maxwell Football Club George Munger Award (Coach of the Year) Semifinalist



First team All-American and Big East Defensive Player of the Year H.B. Blades.

PITT In The Big East And NCAA



2006 Season in Review

2006 Big East Standings

SCHOOL	BIG EAST		OVERALL	
	W-L	PCT.	W-L	PCT.
Louisville	6-1	.857	12-1	.923
West Virginia	5-2	.714	11-2	.846
Rutgers	5-2	.714	11-2	.846
USF	4-3	.571	9-4	.692
Cincinnati	4-3	.571	8-5	.615
Pittsburgh	2-5	.286	6-6	.500
Connecticut	1-6	.143	4-8	.333
Syracuse	1-6	.143	4-8	.333

Big East Individual Rankings (Top 3)

INDIVIDUAL	CATEGORY	AVG./RATING	BIG EAST
Tyler Palko	Pass Efficiency	163.2 rating	1st
	Passing Average	239.2 yds./game	2nd
	Total Offense	245.7 yds./game	3rd
Lowell Robinson	Kick Returns	27.9 yds./return	1st
H.B. Blades	Tackles	12.2 tackles/game	1st
Joe Clermond	Tackles for Loss	1.38 TFLs/game	1st
Clint Session	Forced Fumbles	0.42 fumbles forced/game	1st
Conor Lee	PAT Kicking Pct.	100.0 pct. (47-47)	T-1st
	Field Goal Pct.	85.7 pct. (12-14)	2nd
Derek Kinder	Receptions	4.75 rec./game	2nd
	Receiving Yards	70.6 yds./game	3rd
Adam Graessle	Punting	42.0 yds./punt	T-2nd

Big East Team Rankings (Top 3)


CATEGORY	AVG./RATING	BIG EAST
Pass Efficiency	166.8 rating	1st
Kickoff Returns	24.1 yds./return	1st
Net Punting	37.54 yds./punt	1st
PAT Kicking Pct.	100.0 (47-47)	T-1st
Pass Offense	249.2 yds./game	2nd
Field Goal Pct.	85.7 (12-14)	2nd
Total Offense	372.2 yds./game	3rd
Scoring Offense	31.8 points/game	3rd
Pass Defense	181.8 yds./game	3rd
Turnover Margin	0.67 margin/game	3rd
Penalties	43.9 penalty yds./game	3rd
Red Zone Offense	88.9 (32-36)	3rd
Red Zone Defense	74.4 (29-39)	3rd

NCAA Individual Rankings (Top 30)

INDIVIDUAL	CATEGORY	AVG./RATING	NCAA
Clint Session	Forced Fumbles	0.42 fumbles forced/game	T-1st
	Solo Tackles	5.58 solos/game	T-17th
H.B. Blades	Solo Tackles	7.17 solos/game	3rd
	Tackles	12.25 tackles/game	4th
Tyler Palko	Pass Efficiency	163.2 rating	4th
	Points Responsible For	13.5 points/game	T-16th
	Total Offense	245.7 yds./game	18th
	Passing Yards/Game	239.25 pass yds./game	18th
	Pass Completions	18.33 comp./game	22nd
	Total Passing Yards	2,871 yards	22nd
Lowell Robinson	Kick Returns	27.88 yds./return	9th
Joe Clermond	Tackles for Loss	1.38 TFLs/game	T-15th

NCAA Team Rankings (Top 30)

CATEGORY	AVG./RATING	NCAA
Pass Efficiency	166.79 rating	3rd
Kickoff Returns	24.14 yds./return	9th
Scoring Offense	31.75 pts./game	14th
Fumbles Recovered	15 total	T-14th
Turnovers Lost	18 total	T-15th
Net Punting	37.54 yds./punt	16th
TFLs Allowed	4.50 TFL allowed/game	T-16th
Turnover Margin	0.67 margin/game	T-17th
Passes Had Intercepted	9 total	T-18th
Passing Offense	249.3 yds./game	20th
Pass Defense	181.83 yds./game	29th
Fumbles Lost	9 total	T-30th



Clint Session tied for the national lead in fumbles forced and also ranked 17th in solo tackles.

Ed Conway Award

Until his passing in 1974, Ed Conway was the radio voice of Pitt football for four years and a tremendous friend and supporter of the Panthers program. In appreciation of his work, the football team presents an annual award in his honor to the most improved players each spring.

1975	Offense: John Pelusi (C) Defense: Randy Cozens (DE)
1976	Offense: Bob Hutton (HB) Defense: LeRoy Felder (DB)
1977	Offense: Randy Reutershan (FL) George Link (OG) Defense: Dave Logan (MG)
1978	Offense: Ray "Rooster" Jones (HB) Defense: Lynn Thomas (DB)
1979	Offense: Russ Grimm (C) Defense: Charles "Yogi" Jones (LB)
1980	Offense: Emil Boures (OG) Defense: Carlton Williamson (SS)
1981	Offense: Wayne DiBartola (FB) Defense: Wallace "Pappy" Thomas (CB)
1982	Offense: Marlon McIntyre (FB) Defense: Dan "Peep" Short (SS)
1983	Offense: Mike Dahl (OG) Defense: Melvin Dean (CB) Troy Benson (LB)
1984	Offense: Dwayne Milloy (FL) Defense: Steve Apke (LB)
1985	Offense: Dave Shuck (TE) Defense: Lee Hetrick (LB) John Lewis (CB)
1986	Offense: Darrin Gillaspie (WR) Defense: Jerry Olsavsky (LB)
1987	Offense: Nate Heyward (RB) Defense: Carnel Smith (DE)
1988	Offense: Adam Walker (RB) Defense: Louis Riddick (SS)
1989	Offense: Mike LiVorio (OL) Defense: Dave Coleman (CB)
1990	Offense: Scott Stark (QB) Defense: Anthony Jagers (SS)
1991	Offense: Dan Anderson (OL) Defense: Jeff Esters (DL)
1992	Offense: Mark Fely (OL) Defense: Mike Halapin (DL)
1993	Offense: Raymond Belvin (TE) Defense: Tom Barndt (DL) Jason Chavis (LB) Jay Jones (DB)

1994	Offense: Brian Curran (OL) Defense: Mike Mohring (DL)
1995	Offense: John Jones (TE) Defense: David Sumner (LB)
1996	Offense: Kirk McMullen (TE) Defense: Rasshad Whitmill (DB)
1997	Offense: Ethan Weidle (OL) Defense: Frank Moore (DL)
1998	Offense: Matt Lytle (QB) Defense: Nick Cole (LB)
1999	Offense: Jeff McCurley (OL) Defense: Ryan Smith (DL) Mark Ponko (DB)
2000	Offense: Mike Bosnic (TE) Defense: Bryan Knight (DL) Amir Purifoy (LB)

2001	Offense: Kris Wilson (TE) Defense: Torrie Cox (DB) Lewis Moore (LB)
2002	Offense: Brandon Miree (RB) Tim Murphy (RB) Defense: Vince Crochunis (DL) Tez Morris (DB) Malcolm Postell (LB)
2003	Offense: Chris Curd (WR) Defense: Bernard "Josh" Lay (DB) Malcolm Pinder (DL)
2004	Offense: Mike McGlynn (OL) Tim Murphy (RB) Defense: Charles Sallet (DL) Clint Session (LB)
2005	Offense: Mike McGlynn (OL) Defense: Chris McKillop (DL)
2006	Offense: C.J. Davis (OL) Defense: Clint Session (LB) Special Teams: Kennard Cox (DB)
2007	Offense: Jeff Otah (OL) Defense: Gus Mustakas (DL)



The 2007 Ed Conway Award recipients, pictured left to right with Coach Dave Wannstedt, are defensive tackle Gus Mustakas and offensive tackle Jeff Otah.