



# PITT BASKETBALL

YOUNGSTOWN STATE • NOVEMBER 28, 2009 • PETERSEN EVENTS CENTER • PITTSBURGH

## 2009-10 SCHEDULE

Date	Opponent	W/L	Time
N1	SLIPPERY ROCK (Exh.)	W	75-64
N8	COKER (Exh.)	W	83-40

N13	WOFFORD	W	63-60
-----	---------	---	-------

### O'Reilly Auto Parts CBE Classic

N17	BINGHAMTON (ESPN2)	W	71-46
N19	EASTERN KENTUCKY	W	71-60

O'Reilly Auto Parts CBE Classic (Kansas City, Mo.)

N23	vs. Wichita State (ESPN2)	W	68-55
N24	vs. Texas (ESPN2)	L	78-62

N28	YOUNGSTOWN STATE (FSN)	Noon	
D2	vs. Duquesne (CBS-CS)	7 p.m.	
D4	NEW HAMPSHIRE	7p.m.	

D8	Jimmy V Classic (New York, N.Y.) vs. Indiana (ESPN)	9 p.m.	
----	--	--------	--

D12	KENT STATE (ESPN-U)	2p.m.	
D19	MOUNT ST. MARY'S	4p.m.	
D22	OHIO (FSN)	7p.m.	

D28	*DePAUL (ESPN-U)	7p.m.	
J2	at *Syracuse (WTAE)	Noon	
J4	at *Cincinnati (ESPN)	7 p.m.	
J13	at *Connecticut (ESPN2)	7 p.m.	
J16	*LOUISVILLE (WTAE)	Noon	
J20	*GEORGETOWN (ESPN-U)	7p.m.	
J24	at *Seton Hall (FSN)	2 p.m.	
J28	*ST. JOHN'S (ESPN-U)	7p.m.	
J31	at *South Florida (FSN)	1 p.m.	
F3	at *West Virginia (FSN)	7 p.m.	
F6	*SETON HALL (FSN)	6p.m.	
F8	ROBERT MORRIS (CBS)	8p.m.	
F12	*WEST VIRGINIA (ESPN)	9p.m.	
F18	at *Marquette (ESPN)	9 p.m.	
F21	*VILLANOVA (CBS)	Noon	
F24	at *Notre Dame (ESPN2)	7 p.m.	
F27	at *St. John's (FSN)	Noon	
M4	*PROVIDENCE (ESPN)	9p.m.	
M6	*RUTGERS (FSN)	4:30 p.m.	
M9	at Big East Championship (ESPN)	TBA	

GAME  
6

## YOUNGSTOWN STATE (3-2, 0-0 Horizon League) at PITT (4-1, 0-0 Big East)

Saturday, November 28, 2009 • Noon ET  
Petersen Events Center (12,508) • Pittsburgh, Pa.

**Television:** ESPN Regional/FSN Pittsburgh (Rob King and Anthony Buford; P: Bill Shissler).  
**Radio:** Pitt Panthers/ISP Sports Radio Network (Bill Hillgrove, Dick Groat and Curtis Aiken), 94.5-FM (WWSW), 970 AM (WBGG). XM Satellite Radio: N/A.

**Internet Radio Broadcast/Live Stats:** www.pittsburghpanthers.com

**The Coaches:** Pitt: Jamie Dixon, 11th year at Pitt, 7th year as head coach (167-46);  
Youngstown State: Jerry Slocum, 5th year at YSU (44-84); 35th year overall (624-405).

**Rankings:** Pitt: AP-ARV; ESPN-ARV, YSU: not ranked.

**Series:** Pitt and Youngstown State meet for the seventh time in men's basketball. Pitt is 5-1 all-time vs. the Penguins. The last time the Panthers played Youngstown State was on December 13, 2003, a 57-42 Pitt win. Pitt is 19-11 all-time vs. Horizon League opponents.

Pitt (4-1) returns home to host Youngstown State (3-2) in a non-conference game on Saturday, Nov. 28 at the Petersen Events Center. Tipoff is at noon ET.

The game will be televised by ESPN Regional and broadcast locally on FSN Pittsburgh. Rob King (play-by-play) and Anthony Buford (color) will provide commentary. Bill Shissler will handle production.

Pitt enters its sixth game of the year with a 4-1 record for the first time in 11 years after a 78-62 loss in the CBE Classic Championship game to No. 3 ranked Texas. The loss at Kansas City's Sprint Center, snapped Pitt's 39-game November win streak dating back to the 2001 season. For the first 32 minutes, the youthful Panthers battled point-for-point with the Long-

horns, and even led at halftime, 34-32. Texas outscored Pitt 14-3 over a second half span to win. No. 3 ranked Texas represented the highest ranked opponent Pitt has played in November since Nov. 29, 1994 when it faced No. 2 North Carolina. The Panthers dropped to 2-3 all-time vs. top-5 teams in November.

In its first CBE Classic game, Pitt defeated Wichita State 68-55. The Panthers established an 11-point (32-21) halftime lead and held off the Shockers, who were playing in front of 3,000 loyal fans. Travon Woodall scored a career-high 19 points, Ashton Gibbs finished with 18 points and Gary McGhee 10 as Pitt improved to 4-0 for the 11th straight year.

Pitt begins its 103rd campaign of basketball and 2009-10 season after it completed a

## TODAY'S TOP STORYLINES

- Pitt is in its eighth season in the Petersen Events Center and carries a 118-10 record (.922 winning percentage) in the arena. Pitt owns a 69-1 record vs. non-conference opponents in the Petersen Events Center.
- Pitt has won 24 straight home games, a streak which ranks third among the school's all-time home win streaks. It currently ranks as the nation's third longest home win streak.
- Pitt is also riding a school record 41-game win streak against non-conference opponents at the Petersen Events Center. The school record is currently 43 consecutive home wins vs. non-conference opponents.
- For the sixth straight game, Pitt will start five players who had a combined one career start prior to the season opener. Pitt is without its two top returnees from last year: returning starter Jermaine Dixon (broken right foot) and last year's sixth man Gilbert Brown (academic suspension).
- Jamie Dixon enters today's contest with a 35-1 career record in November. He is a combined 77-5 vs. non-conference opponents.



## PITT PANTHERS ROSTER NOTES

### PROBABLE STARTERS

#	NAME	POS	HT	WT	CL	PPG	RPG	CAREER/2009-10 NOTES
35	Nasir Robinson	F	6-5	220	SO	9.2	4.6	•Shooting .606 (20-33) from the floor
52	Gary McGhee	C	6-10	250	JR	8.2	7.0	•Shooting .889 (16-18) from the floor
22	Brad Wanamaker	G	6-4	210	JR	10.6	4.6	•Eight career 10-plus scoring games
12	Ashton Gibbs	G	6-2	190	SO	15.2	1.2	•Double figures in 3 of 5 games this year
1	Travon Woodall	G	5-11	190	FR*	9.8	3.6	•2.20 assist:turnover ratio

### OFF THE BENCH

3	Chase Adams	G	5-10	190	SR	4.0	1.4	•Averages 21.2 minutes off bench
11	Dante Taylor	F	6-9	240	FR	5.6	5.6	•12 rebounds, four blocks vs. EKU
21	Lamar Patterson	F	6-5	220	FR	4.0	1.2	•Six points, 2 3FGM vs. Texas
25	Dwight Miller	F	6-8	240	FR*	0.0	1.3	•Played in four games this year
42	Talib Zanna	F	6-9	225	FR	0.0	0.0	•Freshman from Kaduna, Nigeria
55	J.J. Richardson	F/C	6-7	235	FR	0.7	1.0	•Scored 2 points in 10 minutes vs. Texas
44	Tim Frye	G	6-4	205	JR	0.0	0.0	•Walk-on, 20 career games played
14	Nick Rivers	G	6-0	180	JR	0.0	0.0	•Walk-on in his first year

### SIDELINED

24	Jermaine Dixon	G	6-3	200	SR	-	-	•Sidelined with right foot fracture
----	----------------	---	-----	-----	----	---	---	-------------------------------------

## SERIES HISTORY

### PITT-YOUNGSTOWN STATE SERIES

Total Games: 6.  
 Series Record: 5-1.  
 Hosted by Pitt: 4-0.  
 Hosted by YSU: 1-1.  
 Neutral: 0-0.  
 One-Point Games: 0 (0-0).  
 Two-Point Games: 0 (0-0).  
 Most Points Scored-Pitt: 112  
 (112-66 win on 11/27/93).  
 Most Points Scored-YSU: 78  
 (78-73 win on 12/21/76).  
 Largest Victory Margin-Pitt:  
 46 (112-66 win on 11/27/93).  
 Largest Victory Margin-YSU:  
 5 (78-73 loss on 12/21/76).  
 Longest Win Streak-Pitt: 3,  
 2/29/72-1/8/75.  
 Longest Win Streak-YSU: 1,  
 12/21/76.  
 Last 10 Games: 5-1.  
 Last 20 Games: 5-1.

### GAME SUMMARY

Date	H/A	W/L	Pitt	YSU
2/29/72	H	W	82	66
2/16/74	A	W	91	71
1/8/75	H	W	88	62
12/21/76	A	L	73	78
11/27/93	H	W	112	66
12/13/03	H	W	57	42

## NATIONAL POLLS (as of Nov. 23, 2009)

### ASSOCIATED PRESS POLL

Rk.	School (1st Place)	W-L	Pts.
1.	Kansas (56)	4-0	1613
2.	Michigan State (7)	4-0	1538
3.	Texas (1)	4-0	1439
4.	Villanova	5-0	1397
5.	Kentucky	6-0	1333
6.	Purdue	4-0	1314
7.	Duke	5-0	1163
8.	West Virginia	3-0	1133
9.	Tennessee	4-1	1040
10.	Syracuse (1)	5-0	1013
11.	North Carolina	5-1	914
12.	Butler	3-1	872
13.	Connecticut	4-0	850
14.	Washington	4-0	844
15.	Michigan	3-0	672
16.	Louisville	4-0	486
17.	Ohio State	4-1	466
18.	Georgetown	3-0	418
19.	Clemson	4-1	408
20.	Illinois	4-0	366
21.	Maryland	4-2	296
22.	Minnesota	4-0	292
23.	Notre Dame	5-0	117
24.	Vanderbilt	4-1	108
25.	Oklahoma	2-3	107

**Others receiving votes:** Gonzaga 90, Florida State 84, Georgia Tech 76, California 72, Mississippi 67, Xavier 67, Oklahoma St. 59, Memphis 56, **PITT 6.**

### NOTE:

- Associated Press poll is voted upon by the nation's media (both polls are released on Monday)
- USA Today/ESPN poll is voted on by the nation's coaches

### USA TODAY/ESPN COACHES POLL

Rk.	School (1st Place)	W-L	Pts.
1.	Kansas (28)	3-0	772
2.	Michigan State (2)	4-0	734
3.	Texas	2-0	698
4.	Villanova	5-0	655
5.	Kentucky	4-0	642
6.	Purdue	3-0	588
7.	Duke (1)	4-0	587
8.	West Virginia	1-0	532
9.	Syracuse	4-0	481
10.	Butler	3-0	475
11.	Tennessee	4-0	464
12.	North Carolina	4-1	477
13.	Connecticut	3-0	405
14.	Washington	4-0	383
15.	Michigan	2-0	339
16.	Minnesota	3-0	233
	Louisville	3-0	233
18.	Ohio State	3-1	219
19.	Clemson	3-0	205
	Georgetown	3-0	205
21.	Illinois	3-0	131
22.	Maryland	3-0	99
23.	California	2-2	71
24.	Vanderbilt	2-0	67
25.	Georgia Tech	3-1	56

**Others receiving votes:** Oklahoma 53, Wake Forest 40, Gonzaga 26, Oklahoma State 24, BYU 23, Florida State 20, Dayton 18, **PITT 12.**

31-5 record, placed second in the Big East with a 15-3 record, advanced to the NCAA Regional/Elite Eight for the first time in 35 years, ascended to the nation's No. 1 national ranking for the first time in school history, completed a perfect 19-0 home record and earned a No. 1 seed upon entering the NCAA Tournament for the first time in school history.

Pitt must find a way to replace four departed starters including NBA players in center DeJuan Blair (San Antonio Spurs) and small forward

Sam Young (Memphis Grizzlies), along with power forward Tyrell Biggs (playing professionally in Greece) and point guard Levance Fields (playing professionally in Russia). Over the last four seasons, the foursome combined for 286 career starts, 4,714 points, 2,282 rebounds and 932 assists. Fields and Young both scored over 1,000 career points and DeJuan Blair scored 979 points.

The Panthers return just one starter (Jermaine Dixon) and six letterwinners from that squad. Pitt started five players in its season

opener against Wofford that had accumulated just one previous career start. Dixon (broken fifth metatarsal in right foot) and redshirt junior Gilbert Brown (academic suspension) will not play. For a rundown on how much experience Pitt will have on the floor in the early going, please take a look at the chart on page 6.

Youngstown State is 3-2 on the year and currently riding a two-game win streak after defeating Geneva (88-47) and Saint Peter's (N.J.) (68-56). The Penguins, who have lost

games to Xavier (83-57) and Kent State (70-61) are led by DeAndre Mays (10.8 ppg.) and Vytas Sulskis (10.8 ppg.).

Pitt is 5-1 all-time against Youngstown State. The last time the two teams played was on December 13, 2003, a 57-42 Pitt win at the Petersen Events Center. The last time Pitt played a Horizon League team was Wright State on March 15, 2007, a 79-58 NCAA Tournament First Round victory in Buffalo, N.Y. The Panthers are a combined 19-11 all-time vs. Horizon League oppo-

## PITT BASKETBALL WEEKLY MEDIA PLANNER

*All practices are closed. For more information on coverage of Pitt men's basketball, contact Media Relations Director Greg Hotchkiss at (412) 491-5296.*

### SATURDAY

November 28

Youngstown State at Pitt,  
 Noon  
 ESPNR-FSNP  
 94.5 FM/970

### SUNDAY

November 29

Off Day

### MONDAY

November 30

Practice, 1-3 p.m.  
 Media  
 Opportunity,  
 3:30 p.m.

### TUESDAY

December 1

Practice, 1-3 p.m.

### WEDNESDAY

December 2

Pitt vs. Duquesne,  
 Mellon Arena  
 7 p.m. CBS-CS  
 94.5 FM/970

### THURSDAY

December 3

Practice, 1-3 p.m.

**COLLEGE BASKETBALL'S BEST PROGRAMS OVER THE LAST EIGHT YEARS**

Where Pitt ranks among national winning percentage leaders and top programs over the last eight seasons; updated as of April 15, 2009.

School	2008-09	2001-08	Total	Pct.
Memphis	33-4	198-40	231-44	.840
Kansas	27-8	205-44	232-52	.817
Duke	30-7	195-44	225-51	.815
Gonzaga	28-6	184-44	212-50	.809
<b>PITTSBURGH</b>	<b>31-5</b>	<b>189-51</b>	<b>220-56</b>	<b>.797</b>
Connecticut	31-5	177-58	207-63	.767
Florida	25-11	182-57	207-68	.753
Xavier	27-8	171-62	198-70	.739
Illinois	24-10	179-63	203-73	.736
North Carolina	34-4	169-69	203-73	.736
Louisville	31-6	169-67	200-73	.733
Texas	23-12	179-62	202-74	.732
Wisconsin	20-13	173-60	193-73	.726
Western Kentucky	25-9	161-61	186-70	.727
Oklahoma	30-6	157-67	187-73	.719
Syracuse	28-10	171-69	199-79	.716
Kentucky	22-14	171-63	193-77	.715
Marquette	25-10	160-68	185-78	.703
Southern Illinois	13-18	170-60	183-78	.701
Michigan State	31-7	157-77	188-84	.691
Arizona	21-14	159-70	180-84	.682
UCLA	26-9	157-76	183-85	.683
Mississippi State	23-13	156-72	179-85	.678
Stanford	20-14	154-69	174-83	.677
Oklahoma State	23-12	158-75	181-87	.675
Maryland	21-14	155-76	176-90	.662
Boston College	22-12	148-76	170-88	.659

**PITT'S LONGEST HOME COURT WIN STREAKS**

Pitt's current 24-game home win streak ranks among the school's all-time longest home win streaks. Streaks do not include contests played at Mellon Arena/Civic Arena. \*27-game win streak includes Civic Arena games.

No	Streak Dates
40	1/22/01-2/15/04
*27	12/10/73-12/23/75
25	12/10/73-12/23/75
<b>24</b>	<b>2/27/08-current</b>
16	11/19/05-3/3/06
14	1/31/87-1/25/88
13	2/17/07-1/26/08
12	11/14/06-1/21/07
12	2/9/84-1/22/86
11	1/2/64-12/4/65
10	12/2/92-2/6/93
9	3/6/04-1/2/05
8	11/17/00-1/3/01
7	2/6/62-12/7/63
7	11/23/90-1/12/91
7	11/20/91-2/10/92

percentage ranks among the nation's best home court records over the last seven years (see chart page 8). Pitt has won 54 of its last 63 Big East home games and is 49-9 against Big East opponents in the Petersen Events Center. Only one opponent

**PITT'S EIGHT-YEAR SUCCESS (2001-09)**

The following is a list of accomplishments achieved by the Pitt Basketball program over the last eight seasons:

- Compiled a 220-56 record over the last six seasons and .797 winning percentage which ranks among the nation's top five best winning percentages during that span. The record also tops the Big East from 2001-09.
- Advanced to the NCAA Elite Eight/Regional Final for the first time since 1974.
- Advanced to the NCAA Sweet Sixteen five times in the last eight seasons. Only two programs (Duke-6 and Kansas-6) have advanced to more Sweet Sixteens during that span.
- Won two Big East Tournament titles (2003 and 2008).
- Captured three Big East regular season titles: 2001-02 Big East West Division, 2002-03 Big East West Division, 2003-04 Big East regular season.
- Advanced to the NCAA Tournament for a school-record eight consecutive seasons.
- One of only eight schools nationwide to advance to the NCAA Tournament in each of the last eight seasons.
- Ascended to the program's first-ever No. 1 national ranking and earned the school's first-ever No. 1 seed in 2008-09.
- Achieved a school record and eighth straight 20-plus win season in 2008-09.
- Averaged 27.5 victories per season over the last eight years.
- Advanced to the Big East Championship title game in seven of the last nine seasons and appeared in three straight seasons from 2001-04.
- Compiled a Big East-best 96-36 (.727) record in league regular season games.
- Finished ranked among the nation's top-10 programs in five of the last eight seasons and ranked among the nation's top-25 in seven of the last eight years.
- Appeared on television 217 times in the last eight years.
- Set the school record with a 40-game win streak which spanned two years and 68 days.
- Opened the Petersen Events Center with a 34-game win streak, a streak which ranks as the third all-time longest win streak to open a new arena in NCAA Division I history.
- Concluded its sixth year in the Petersen Events Center with an 115-10 record and .920 winning percentage.
- Set all school records for attendance.
- Sold out the Petersen Events Center in each of the arena's first seven seasons.

nents (Butler 5-7, Cleveland State 5-2, Detroit 0-1, Illinois-Chicago 1-0, Wright State 3-0 and Youngstown State 5-1).

Pitt is in its eighth season in the Petersen Events Center with a 118-10 all-time record and .922 winning percentage. The .922 winning per-



**2009-10 PITT PANTHERS NUMERICAL ROSTER**

#	NAME	POS	HT	WT	CL	EX	HOMETOWN/PREVIOUS SCHOOL(s)
1	Travon Woodall	G	5-11	190	FR*	RS	Brooklyn, N.Y./St. Anthony (N.J.)
3	Chase Adams	G	5-10	190	SR	TR	Baltimore, Md./Centenary/Mt. St. Joseph
11	Dante Taylor	F	6-9	240	FR	HS	Greenburgh, N.Y./National Christian Academy (Md.)
12	Ashton Gibbs	G	6-2	190	SO	1L	Scotch Plains, N.J./Seton Hall Prep
14	Nick Rivers	G	6-0	180	JR	SQ	Phoenix, Ariz./Brophy Prep
21	Lamar Patterson	G/F	6-5	220	FR	HS	Lancaster, Pa./St. Benedict's/J.P. McCaskey
22	Brad Wanamaker	G	6-4	210	JR	2L	Philadelphia, Pa./Roman Catholic
24	Jermaine Dixon	G	6-3	200	SR	1L	Baltimore, Md./Tallahassee J.C./MCI/Blake
25	Dwight Miller	F	6-8	240	FR*	RS	Nassau, Bahamas/St. Pius X (Houston, Texas)
35	Nasir Robinson	F	6-5	220	SO	1L	Chester, Pa./Chester
42	Talib Zanna	F	6-9	225	FR	HS	Kaduna, Nigeria/Bishop McNamara (Md.)
44	Tim Frye	G	6-4	205	JR	2L	Mars, Pa./Mars
52	Gary McGhee	C	6-10	250	JR	2L	Anderson, Ind./Highland Senior
55	J.J. Richardson	F/C	6-7	235	FR	HS	Missouri City, Texas/Fort Bend Hightower

**Head Coach:** Jamie Dixon (TCU, 1987), begins 7<sup>th</sup> Year as Head Coach, 11<sup>th</sup> year at Pitt; **Associate Head Coach:** Tom Herrion (Merrimack, 1989); **Assistant Coach:** Pat Sandle (San Francisco State, 1987); **Assistant Coach:** Brandin Knight (Pittsburgh, 2005); **Director of Basketball Operations:** Brian Regan (Saint Vincent, 1988); **Video Coordinator:** Rasheen Davis (St. Thomas Aquinas, 2002); **Athletic Trainer:** Tony Salei (Pittsburgh, 1980); **Strength & Conditioning Coach:** Tim Beltz (Northern Colorado, 1995); **Academic Coordinator:** Mike Farabaugh (Pittsburgh, 1987); **Equipment Manager:** Brian Brigger (Xavier, 2004); **Assistant Video Coordinator:** Jordan Marks (Pittsburgh, 2008); **Student Assistant:** Austin Wallace; **Head Team Managers:** Kevin Funston, Dan O'Brien; **Team Managers:** Ben Blount, Quinn Cozzens, Jared Dorfman, Matt Falcon, Zach Hess, Brendan Kozlowski, Shamus McNulty, Elan Sternberg, Melanie Wilmot; **Administrative Assistant:** Beth Schoedel

### RECORD WHEN...

Controlling the tip: .....	4-1
Scoring first: .....	4-0
Leading at the half: .....	3-1
Trailing at the half: .....	1-0
Tied at half: .....	0-0
Leading with 5:00 left: .....	3-0
Trailing with 5:00 left: .....	1-1
Tied with 5:00 left: .....	0-0
In Overtime: .....	0-0
Double Overtime: .....	0-0

Pitt outrebounds opp.: .....	2-1
Pitt is outrebounded: .....	1-0
Rebounds are equal: .....	1-0

Pitt commits more TO: .....	1-1
Pitt forces more TO: .....	3-0
Turnovers are equal: .....	0-0

Pitt has more FTA: .....	4-0
Opp. has more FTA: .....	0-1
FT attempts are equal: .....	0-0
Pitt shoots better than 60%: .....	0-0
Pitt shoots better than 50%: .....	2-0
Pitt shoots less than 50%: .....	2-1
Opp. shoots better than 50%: .....	0-1
Opp. shoots less than 50%: .....	3-0
Opp. shoots less than 40%: .....	0-0
Pitt outshoots opp. (FG%): .....	4-0
Opp. outshoots Pitt (FG%): .....	0-1
Shooting is tied (%): .....	0-0
Pitt hits 40% of 3FG: .....	2-0
Pitt hits less than 40% of 3FG: .....	2-1
Pitt outshoots opp. (3FG): .....	2-0

Pitt hits at least 70% of FTA: .....	1-0
Pitt hits at least 60% of FTA: .....	0-1

Pitt bench outscores opp.: .....	2-0
Opp. bench outscores Pitt: .....	2-1
Bench scoring is equal: .....	0-0
Following a Pitt win: .....	3-1
Following a Pitt loss: .....	0-0

3 score in double figures: .....	3-0
4 score in double figures: .....	0-0
5+ in double figures: .....	0-0

### UNIFORMS

White uniforms: .....	4-1
Blue uniforms: .....	0-0
Gold uniforms: .....	0-0

### MONTHS OF THE YEAR

In November: .....	4-1
In December: .....	0-0
In January: .....	0-0
In February: .....	0-0
In March: .....	0-0

### DAYS OF THE WEEK

Monday .....	1-0
Tuesday: .....	1-1
Wednesday: .....	0-0
Thursday .....	1-0
Friday: .....	1-0
Saturday: .....	0-0
Sunday: .....	0-0

### PITT'S BEST SEASON STARTS

Head Coach Jamie Dixon (2003-09) has engineered six of the school's top-10 best starts to a season. Here is a look at Pitt's other top season starts:

W-L	Season
*21-0 .....	1927-28
18-0 .....	2003-04
<b>16-0 .....</b>	<b>2008-09</b>
15-0 .....	2005-06
15-0 .....	1915-16
12-0 .....	1929-30
11-0 .....	2007-08
10-0 .....	2006-07
10-0 .....	2004-05
9-0 .....	1987-88
9-0 .....	2002-03
6-0 .....	1998-99

\*21-0 record was the 1927-28 team's final record.

### BIG EAST'S CONSECUTIVE NCAA TOURNEY APPEARANCES

Team	No.
<b>PITT .....</b>	<b>8</b>
Villanova .....	5
Marquette .....	4
Louisville .....	3
Notre Dame .....	2
West Virginia .....	2
Connecticut .....	2
Syracuse .....	1
DePaul .....	0
Georgetown .....	0
South Florida .....	0
St. John's .....	0
Providence .....	0
Rutgers .....	0
Cincinnati .....	0
Seton Hall .....	0

(Louisville) has defeated the Panthers two times in the Petersen Events Center. Pitt also owns a 69-1 record vs. non-conference opponents in the Petersen Events Center and has claimed 90 of its last 92 home games against regular season non-conference opponents.

At home, Pitt is currently riding a 24-game home win streak and concluded the 2008-09 regular season with an undefeated 19-0 home record, its fourth all-time undefeated year at home. Pitt also was undefeated in 2002-03 (16-0), 1973-74 (13-0) and 1974-75 (10-0). The 24-game home win streak ranks as the

### BIG EAST'S ALL-TIME WINNINGEST COACHES BY PERCENTAGE

(Conference Regular Season and Championship Games combined as of March 16, 2009, according to Big East records)

Coach, Team	W	L	Pct.	Yrs.	BEChamp.
<b>JAMIE DIXON, PITT</b>	<b>81</b>	<b>35</b>	<b>.698</b>	<b>6</b>	<b>11-5, .688</b>
John Thompson, Gtown	231	123	.653	20	33-13, .717
Jim Calhoun, Connecticut	284	153	.650	23	28-16, .636
Jim Boheim, Syracuse	351	200	.637	30	42-24, .636
Lou Carnesecca, St. John's	139	80	.635	13	12-11, .478
Mike Jarvis, St. John's	57	36	.613	5	7-4, .636
Ben Howland, Pitt	46	29	.613	4	8-3, .727
Rollie Massimino, Villanova	123	92	.572	12	13-12, .520

### WHERE PITT RANKED NATIONALLY IN THE 2008-09 NCAA STATISTICS

Source: www.ncaa.org, (through games as of final 2008-09 statistics)

Category	Rank	Average
Won-Lost Percentage .....	3	86.1
Scoring Offense .....	29	77.4
Scoring Defense .....	87	64.4
Scoring Margin .....	6	13.0
Field Goal Percentage .....	20	47.8
Field Goal Percentage Defense .....	51	6.3
Three-Point Field Goals Per Game .....	158	6.3
Three-Point Field Goal Pct. .....	118	32.9
Three-Point FG Pct. Defense .....	91	32.9
Free Throw Percentage .....	216	67.6
Rebound Margin .....	2	9.3
Assists Per Game .....	6	17.6
Assist:Turnover Ratio .....	3	1.45
Blocked Shots Per Game .....	79	3.9
Steals Per Game .....	134	6.8
Turnovers Per Game .....	34	12.1
Turnover Margin .....	115	0.7
Personal Fouls Per Game .....	35	16.3

### NCAA DIVISION I BEST COACHING STARTS AFTER SEVEN SEASONS (by wins)

Just a few games into his seventh season as a head coach, Jamie Dixon is already ranked among NCAA Division I all-time wins leaders after seven seasons as a head coach. Here is where he ranks:

Coach, Team	Seasons	W-L	Pct.
Mark Few, Gonzaga	2000-06	188-41	.821
Everett Case, North Carolina State	1947-53	187-45	.806
Roy Williams, Kansas	1989-95	184-51	.783
Thad Matta, Butler-Xavier-Ohio State	2001-07	183-53	.775
Larry Brown, UCLA-Kansas	1980-81, 84-88	172-60	.741
Bruce Stewart, WV Wesleyan-MTSU	1983-89	172-60	.741
<b>JAMIE DIXON, PITT</b>	<b>2003-current</b>	<b>167-46</b>	<b>.784</b>
Tom Izzo, Michigan State	1996-02	167-65	.720
Bruce Weber, Southern Ill.-Illinois	1999-05	166-63	.725
Jerry Tarkanian, LBSU-UNLV	1969-75	160-28	.851
Denny Crum, Louisville	1972-78	162-44	.786
Howard Hobson, So. Oregon-Oregon	1933-39	162-48	.771

nation's third longest streak behind Kansas (43) and Utah State (34).

Over the last eight years, Pitt has proven to be the winningest Big

East Conference basketball program.

From 2001-09, Pitt owns the league's top record in overall games (220-56) and in league games (96-

**BIG EAST'S BEST PROGRAMS OVER THE PREVIOUS EIGHT SEASONS (2001-09)**

Totals are as of April 15, 2009.

School	Big East		Overall	
	W-L	Pct.	W-L	Pct.
<b>PITT</b> .....	<b>96-36</b>	<b>.727</b>	<b>220-56</b>	<b>.797</b>
Connecticut .....	96-36	.727	207-63	.767
Louisville .....	48-20	.706	200-73	.733
Syracuse .....	81-51	.614	199-79	.716
Marquette .....	43-25	.632	185-78	.703
Villanova .....	77-55	.583	178-91	.662
Notre Dame .....	76-56	.576	167-92	.645
Cincinnati .....	28-40	.412	163-94	.634
Georgetown .....	72-60	.545	159-92	.633
West Virginia .....	62-70	.474	153-89	.632
Providence .....	58-74	.439	130-116	.528
Seton Hall .....	56-76	.424	127-115	.525
DePaul .....	20-48	.294	119-124	.490
St. John's .....	42-90	.318	112-131	.461
Rutgers .....	44-88	.333	112-133	.457
South Florida .....	11-57	.161	95-144	.397

**SCHOOLS EARNING NCAA TOURNAMENT BERTHS IN EACH OF THE LAST EIGHT YEARS**

Pitt is one of only eight NCAA Division I schools to advance to the NCAA Tournament in each of the last eight seasons (2001-09). Those programs include: Arizona, Duke, Gonzaga, Kansas, Michigan State, **PITT**, Texas and Wisconsin.

**CURRENT NCAA TOURNAMENT APPEARANCE STREAKS**

With its eighth consecutive NCAA Tournament appearance in 2008-09, Pitt has put together one of the nation's longest current NCAA Tournament appearance streaks. Here is where Pitt ranks according to the NCAA Recordbook:

School	Consecutive App.	Years
Arizona .....	25	1985-2009
Kansas .....	20	1990-2009
Duke .....	14	1996-2009
Michigan State .....	12	1998-2009
Gonzaga .....	11	1999-2009
Texas .....	11	1999-2009
Wisconsin .....	11	1999-2009
<b>PITT</b> .....	<b>8</b>	<b>2002-2009</b>

**PITT PICKED TO FINISH NINTH IN BIG EAST CONFERENCE COACHES' POLL**

**NEW YORK, N.Y.**—Typically picked to finish lower than they end up, the Pitt men's basketball team was selected by league coaches to finish ninth among 16 teams at the Big East Conference's annual media day at Madison Square Garden on October 21st.

In a vote of league coaches, Pitt earned 119 points. Villanova was picked to win the league title with 218 points and 10 first place votes, while West Virginia finished second with 215 points and five first place votes.

The ninth place preseason ranking is Pitt's lowest since it was selected to finished fifth out of six teams in the Big East West Division (approximately 10th out of 12 teams overall) prior to the 2001-02 season. That season, Pitt won the Big East West Division with a 13-3 record, finished with

a 29-6 overall record and advanced to the NCAA Sweet Sixteen that year.

**2009-10 PRESEASON BIG EAST COACHES' POLL**

Rk.	Team	Points
1.	... Villanova (10)	218
2.	... West Virginia (5)	215
3.	... Connecticut (1)	185
4.	... Louisville	179
5.	... Georgetown	161
6.	... Syracuse	152
7.	... Cincinnati	135
8.	... Notre Dame	132
<b>9.</b>	<b>... PITT</b>	<b>119</b>
10.	... Seton Hall	110
11.	... St. John's	82
12.	... Marquette	78
13.	... Providence	52
14.	... South Florida	44
15.	... Rutgers	43
16.	... DePaul	15

*\*first place votes in parenthesis*

**NCAA DIVISION I BEST COACHING STARTS AFTER SIX SEASONS (by wins)**

Dixon set an all-time NCAA Division I record with 163 wins in his first six seasons as a head coach. Source: 2008 NCAA Men's Basketball Recordbook, page 158 (as of April 15).

Coach, Team	Seasons	W-L	Pct.
<b>JAMIE DIXON, PITT</b>	<b>2003-08</b>	<b>163-45</b>	<b>.784</b>
Everett Case, North Carolina State	1947-52	161-39	.805
Roy Williams, Kansas	1989-94	159-45	.779
Mark Few, Gonzaga	2000-05	159-37	.811
Bruce Stewart, WV Wesleyan/Mid. Tenn.	1983-88	149-52	.741
Thad Matta, Butler, Xavier, Ohio State	2001-06	148-49	.751
Tom Izzo, Michigan State	1996-01	148-53	.736
Fred Schaus, West Virginia	1955-60	146-37	.798
Larry Brown, UCLA & Kansas	1980-87	145-49	.747
Pete Gillen, Xavier	1986-91	141-49	.742
Forddy Anderson, Drake & Bradley	1947-52	140-54	.722

Last year, Pitt earned a school record eighth consecutive NCAA Tournament berth. Previously, Pitt had made three straight NCAA Tournament appearances from 1987-89. Pitt is one of only eight schools nationally to advance to the NCAA Tournament in each of the last eight seasons. The others include Arizona, Duke, Gonzaga, Kansas, Michigan State, Pitt, Texas and Wisconsin.

Pitt has won 17 of its last 21 games, 144 of its last 186 contests, 61 of its last 89 Big East regular season games and 98 of its last 105 non-conference games.

Pitt has also won 10-plus non-

conference games in each of the last eight seasons (13-0 in 2008-09, 12-1 in 2007-08, 13-2 in 2006-07, 11-0 in 2005-06, 10-1 in 2004-05, 14-0 in 2003-04, 10-1 in 2002-03 and 11-1 in 2001-02). Additionally, Pitt has won 53 of its last 57 non-conference contests dating back to a January 2, 2005 loss to Bucknell. The four losses were to Texas in Kansas City, Mo., at Wisconsin, vs. Oklahoma State in Oklahoma City and at Dayton.

**JAMIE DIXON NAMED USA BASKET-**

36). It has averaged 12.0 league wins and 27.5 overall wins per year during that period. Pitt is the only Big East Conference school to win 20 or more overall games and 10 or more league contests in each of the last eight seasons. In 2008-09, Pitt set a school record with its eighth consecutive 20-overall win and 10-league win season. Prior to the 2001-02 season, Pitt won 20 or more games in only two consecutive seasons. Last year marked Pitt's 16th all-time 20-win season and second all-time 30-

win season. In addition, Pitt is one of only four schools nationwide to advance to the NCAA Tournament, win 20 overall games and 10 league games in each of the last eight seasons. Those programs include Arizona, Gonzaga, Kansas and Pitt. In addition, Jamie Dixon became the first head coach in school history to win 20-plus games in six straight years. He is the only coach in school history to guide Pitt to a 30-win season (two times: 31 in 2003-04 and 30 in 2008-09).

**PETERSEN EVENTS CENTER NUMBERS**

*In its eighth basketball season, the Petersen Events Center has provided Pitt a tremendous homecourt advantage. Consider the following facts:*

**Total Games:** 128 (100th all-time game: vs. Rutgers, Jan. 26, 2007)  
**Overall Record:** 118-10 (.922)  
**Big East Record:** 49-9 (.845)  
**Non-Conference Record:** 69-1 (.986)

**Most Consecutive Wins at the Petersen Events Center:** 34 (11/23/02-2/29/04)

**Most Consecutive Losses:** 2 (two times)

**Most Consecutive Non-Conference Wins:** 41 currently (11/19/05-current), 28 (11/23/02-1/2/05)

**Most Consecutive Non-Conference Losses:** 1 (Bucknell)

**Average Victory Margin:** 18.3 points per game (9060-6901, 118 wins)

**Average Non-Conference Victory Margin:** 21.4 (5374-3836, 69 wins)

**Average Margin of Loss:** 5.4 points (Pitt: 634, Opp: 688, 10 losses)

**Pitt Victories by 10 points or more:** 95

**Pitt Victories by 20 points or more:** 51

**Pitt Victories by 30 points or more:** 16

**Pitt Victories by 40 points or more:** 4

**Pitt Points Per Game:** 75.7 ppg.

**Opponents' Points Per Game:** 59.2 ppg.

**Opponents held to 60 points or less:** 72 of 128

**Opponents held to 70 points or less:** 114 of 128

**Big East Opponents held to 60 points or less:** 21 of 58

**Big East Opponents held to 70 points or less:** 48 of 58

**Non-Conference Opp. held to 60 points or less:** 51 of 70

**Non-Conference Opp. held to 70 points or less:** 66 of 70

**Most Consecutive Opponents held to 60 points or less:** 9 (11/27/02-1/18/03)

**Most Consecutive Opponents held to 70 points or less:** 22 (1/17/04-2/23/05); 21 (11/23/02-12/13/03)

**Most Points Scored by Pitt:** 103 (Houston Baptist, 11/9/07)

**Most Points Scored-Opponent:** 97 (Notre Dame, 1/4/06)

**Least Points Scored by Pitt:** 46-OT (Syracuse, Feb. 29, 2004)

**Least Points Scored-Opponent:** 37 (Penn State, Dec. 6, 2003)

**Largest Victory:** 47 (Buffalo, Nov. 23, 2007, 92-45)

**Largest Loss:** 13, two times (Rutgers, Jan. 26, 2008, 77-64; Louisville, Feb. 12, 2007, 66-53)

**Closest Win:** 1, two times (West Virginia, Feb. 7, 2008; Georgetown, Jan. 25, 2003, 65-64)

**Largest Big East Win:** 36 (West Virginia, Feb. 12, 2003, 82-46)

**Largest Big East Loss:** 13 (Louisville, Feb. 12, 2007, 66-53)

**Record vs. Ranked Teams (AP poll):** 10-3

**Record vs. Top-5 nationally ranked teams:** 5-0

**Record on Senior Day:** 5-2

**Record on Opening Day:** 8-0

**Overtime Record:** 1-2

**Double Overtime Record:** 1-0

**PITT'S LOSSES AT PEC (10)**

Date	Opponent	W/L	Pitt	Opp	Margin
Feb. 24, 2004	*Syracuse (OT)	L	46	49	-3
Jan. 2, 2005	Bucknell	L	66	69	-3
Jan. 5, 2005	*Georgetown	L	64	67	-3
Feb. 23, 2005	*West Virginia	L	66	70	-4
Feb. 26, 2005	*Connecticut	L	64	73	-9
March 3, 2006	*Seton Hall	L	61	65	-4
Jan. 21, 2007	*Marquette (OT)	L	74	77	-3
Feb. 12, 2007	*Louisville	L	53	66	-13
Jan. 26, 2008	*Rutgers	L	64	77	-13
Feb. 24, 2008	*Louisville	L	73	75	-2
	Total		634	688	-54

*Note: Louisville is the only team to defeat Pitt two different times at the Petersen Events Center.*

**WHAT PITT RETURNS IN 2009-10**

Category	Percent Returning
Last year's starters:	20% (1 of 5)
Last year's total starts:	21% (37 of 180)
Team's top-10 in minutes played:	60% (6 of 10)
Total minutes played:	42% (3075 of 7200)
Points scored:	34% (945 of 2801)
Field goals made:	32% (330 of 1040)
Field goal attempts:	35% (751 of 2173)
3-point FG made:	47% (105 of 225)
3-point FG attempts:	48% (306 of 639)
Offensive rebounds:	22% (115 of 533)
Defensive rebounds:	39% (354 of 899)
Total rebounds:	33% (469 of 1432)
Assists:	40% (256 of 633)
Turnovers:	45% (197 of 436)
Blocked shots:	40% (55 of 139)
Steals:	47% (115 of 246)

**PRODUCTION RETURNING WITHOUT BROWN AND DIXON**

Category	Percent Returning
Last year's starters:	0% (0 of 5)
Last year's total starts:	0.005% (1 of 180)
Team's top-10 in minutes played:	40% (4 of 10)
Total minutes played:	22% (1569 of 7200)
Points scored:	17% (469 of 2801)
Field goals made:	15% (155 of 1040)
Field goal attempts:	16% (351 of 2173)
3-point FG made:	28% (62 of 225)
3-point FG attempts:	25% (158 of 639)
Offensive rebounds:	11% (56 of 533)
Defensive rebounds:	25% (221 of 899)
Total rebounds:	19% (277 of 1432)
Assists:	22% (142 of 633)
Turnovers:	29% (126 of 436)
Blocked shots:	15% (21 of 139)
Steals:	20% (48 of 246)

**WINNINGEST ACTIVE COACHES BY PCT.**

*(Records as of April 15, 2009)*

Coach	2008-09	Previous	Total	Pct.
	W-L	W-L	W-L	Pct.
Roy Williams, North Carolina	34-4	559-137	593-141	.808
Mark Few, Gonzaga	28-6	234-59	262-65	.801
<b>JAMIE DIXON, PITT</b>	<b>31-5</b>	<b>132-40</b>	<b>163-45</b>	<b>.784</b>
Bruce Pearl, Tennessee	21-13	394-108	415-121	.774
Bo Ryan, Wisconsin	20-13	556-162	576-175	.767
John Calipari, Kentucky	33-4	412-136	445-140	.761
Mike Krzyzewski, Duke	30-7	803-267	833-274	.752
Thad Matta, Ohio State	22-11	207-65	229-76	.751
Rick Pitino, Louisville	31-6	521-191	552-197	.737
Jim Boeheim, Syracuse	28-10	771-278	799-288	.735
Bob Huggins, West Virginia	23-12	616-222	639-234	.732
Tubby Smith, Minnesota	22-11	406-160	428-171	.715

**BALL NATIONAL COACH OF THE YEAR**

Following the USA's gold medal performance at the 2009 FIBA Under-19 World Championships this past July, USA Basketball named Pitt Head Coach Jamie Dixon as the 2009 USA Basketball National Coach of the Year.

Dixon won an honor that was previously awarded to Duke's Mike Krzyzewski in each of the last three years (2006, 2007, 2008). Other prominent award winners include Larry Brown (1999 and 2003) and Jim Boeheim (2001).

Dixon's USA squad compiled a perfect 9-0 record July 2-12 in

### MOST NCAA SWEET SIXTEEN APPEARANCES IN LAST EIGHT YEARS

Since 2002, Pitt is one of only five schools nationwide to advance to the NCAA Sweet Sixteen at least five times over the last eight years. Pitt has advanced to Sweet Sixteen action in 2002, 2003, 2004, 2007 and 2009. Here is a chart depicting where Pitt ranks among schools over the last eight years:

School	App. since 2002
Duke	6
Kansas	6
Texas	5
<b>PITT</b>	<b>5</b>
Connecticut	5

Auckland, New Zealand, ending an 18-year drought for USA Basketball, which hadn't won the men's Under-19 Worlds since 1991.

"Jamie Dixon has established himself as one of the finest collegiate basketball coaches there is in the game today and this past summer he proved himself on the international court too," said USA Basketball Chairman Jerry Colangelo.

"In leading the USA Men's U19 Team to the World Championship, he not only accomplished something that the U.S. had not done since 1991, but to do so he had to quickly form a team from 12 individual players and earn their respect and confidence. He obviously did so and his team responded by winning its nine games in an impressive team manner."

### TEXAS-PITT POST-GAME NOTES

- Pitt dropped a 78-62 loss to No. 3 ranked Texas in the O'Reilly Auto Parts CBE Classic Championship Game. Pitt drops to 4-1 on the year.
- Pitt junior center Gary McGhee was named to the CBE Classic All-Tournament team. He was joined by Iowa's Cully Payne, Wichita State's Toure' Murry and Texas' Damion James and Dexter Pittman. James was named the CBE Classic Tournament Most Valuable Player.
- No. 3 Texas represented Pitt's highest ranked November opponent since the Panthers played No. 2 North Carolina on Nov. 29, 1994.

### YEAR-BY-YEAR NON-CONFERENCE RECORDS

A look at Pitt's non-conference records since joining the Big East Conference:

Year	W-L	Pct.
1982-83	7-4	.636
1983-84	12-2	.857
1984-85	9-3	.750
1985-86	9-3	.750
1986-87	12-3	.800
1987-88	11-2	.846
1988-89	7-5	.583
1989-90	6-5	.545
1991-92	9-6	.600
1992-93	8-1	.889
1993-94	6-2	.750
1994-95	4-4	.500
1995-96	5-3	.625
1996-97	7-6	.538
1997-98	5-3	.625
1998-99	9-2	.818
1999-00	8-3	.727
2000-01	9-4	.692
2001-02	11-1	.917
2002-03	10-1	.909
2003-04	14-0	1.000
2004-05	10-1	1.000
2005-06	11-0	1.000
2006-07	13-2	.867
2007-08	12-1	.923
2008-09	13-0	1.000
<b>2009-10</b>	<b>4-1</b>	<b>.800</b>
Total	241-68	.780

### PITT'S BEST HOME COURT WINNING PERCENTAGES

Pitt's current 19-0 home record in 2008-09 ranks among the school's top home record percentages (modern era):

Year	W-L	Pct.
<b>2008-09</b>	<b>19-0</b>	<b>1.000</b>
2002-03	16-0	1.000
1973-74	13-0	1.000
1974-75	10-0	1.000
2003-04	19-1	.950
2005-06	16-1	.941
2001-02	16-1	.941
1963-64	10-1	.909
1987-88	10-1	.909
1990-91	9-1	.900
2007-08	16-2	.889
2006-07	16-2	.889

- Pitt drops to 2-3 all-time vs. top-5 ranked opponents in November. The four other games include a 85-67 win over No. 4 ranked Kentucky on Nov. 22,

### PITT'S BEST DEFENSIVE SEASONS

Pitt yielded 65.4 points per game in 2008-09. Here is where that mark ranks among the school's best defensive points per game averages:

PPG	Year	W-L
56.4	2003-04	31-5
59.2	2002-03	28-5
59.3	1951-52	10-12
60.9	2001-02	29-6
62.0	1950-51	9-17
62.8	2006-07	29-8
63.1	2005-06	25-8
63.5	2004-05	20-8
64.7	1983-84	18-13
64.8	1979-80	17-12
65.1	2007-08	27-10
<b>65.4</b>	<b>2008-09</b>	<b>31-5</b>

### TOP BIG EAST CONSECUTIVE WIN STREAKS

Here is a look at Pittsburgh's longest regular season conference win streaks:

Wins	Date
12	2/2/02-1/25/03
10	2/18/03-1/17/04
8	1/24/87-2/14/87
<b>6</b>	<b>1/31/09-1/24/09</b>
6	1/9/88-2/3/88
6	2/28/05-1/21/06
5	1/24/07-2/12/07
5	1/4/07-1/21/07
<b>4</b>	<b>12/31/08-1/17/09</b>
4	3/3/01-1/8/02
4	3/4/95-1/13/96
4	1/12/93-1/23/93
4	2/11/89-2/20/89
4	2/2/85-2/13/85
4	1/29/83-2/7/83

- 1991, a 90-67 loss to No. 2 North Carolina on Nov. 29, 1994, a 68-56 win over No. 4 ranked Kentucky on Nov. 27, 1998 in the Puerto Rico Shootout and an 87-52 loss to No. 5 Maryland on Nov. 28, 1998 in the Puerto Rico Shootout.
- The loss dropped Pitt to 11-10 all-time against top-5 nationally ranked teams since the 1996 season. Pitt also dropped to 15-47 all-time vs. top-5 nationally ranked teams.
- Pitt's 16-point loss to Texas marked only the 12<sup>th</sup> time in

### PITT'S WINNINGEST SEASONS

A look at Pitt's all-time 20-win seasons (by victories):

Year	W-L
<b>2008-09</b>	<b>31-5</b>
2003-04	31-5
2001-02	29-6
2006-07	29-8
2002-03	28-5
2007-08	27-10
1973-74	25-4
2005-06	25-8
1986-87	25-8
1987-88	24-7
1929-30	23-2
1927-28	21-0
1990-91	21-12
1930-31	20-4
2004-05	20-9
1981-82	20-10

### PITT'S BEST BIG EAST RECORDS

A look at Pitt's best Big East regular season records (by victories):

W-L	Season
<b>15-3</b>	<b>2008-09</b>
13-3	2003-04
13-3	2002-03
13-3	2001-02
12-4	2006-07
12-4	1987-88
12-4	1986-87
10-6	2005-06
10-6	2004-05
10-8	2007-08
10-8	1996-97
9-7	1990-91
9-7	1988-89

- Jamie Dixon's 213 career games and only 46 losses that the Panthers dropped a game by more than 10 points. It marked the third largest margin of loss for the Panthers during the last seven seasons. Dixon's career record is 167-46. Of his 46 losses, Dixon has lost 19 of those games by four points or less.
- Pitt dropped to 1-1 all-time vs. Texas. In the two team's last meeting, Pitt claimed a 91-87 victory over the Longhorns on November 29, 1991 at New York City's Madison Square Garden.
- Pitt's consecutive game November win streak was snapped at 38 games. The streak began on November 25, 2001.

- Pitt Head Coach Jamie Dixon dropped his first-ever November contest. He drops to 35-1 in the month of November. Combining his November and December records, Dixon now owns a 74-4 all-time record in his seven years as head coach. He is a combined 77-5 vs. non-conference opponents.
- Pitt dropped to 21-9 in neutral site contests over the last five seasons.
- Pitt has now won 53 of its last 57 games against non-conference opponents.
- Pitt yielded 78 points to Texas on the evening. Since Jamie Dixon became head coach, Pitt has held 169 of its 213 opponents to 70 points or less. Pitt's record is 167-46 during that span.

### NATION'S TOP HOMECOURT WINNING PERCENTAGES (LAST SEVEN SEASONS, 2002-09)

(Research is from the opening of Pitt's Petersen Events Center to March 9, 2009)

School	W-L	Pct.	08-09	07-08	06-07	05-06	04-05	03-04	02-03
Overall									
Gonzaga	86-6	.935	11-1	13-1	13-2	15-0	13-0	11-0	10-2
Kansas	111-7	.941	18-0	20-0	16-2	14-2	15-1	15-1	13-1
Wisconsin	107-9	.922	12-3	16-2	19-0	14-2	15-1	15-0	16-1
Duke	103-9	.920	16-1	15-1	15-4	14-1	14-1	14-1	15-0
<b>PITT</b>	<b>115-10</b>	<b>.920</b>	<b>19-0</b>	<b>16-2</b>	<b>16-2</b>	<b>16-1</b>	<b>13-4</b>	<b>19-1</b>	<b>16-0</b>
Memphis	112-11	.911	15-1	17-1	16-0	19-1	15-6	15-0	14-2
Michigan State	99-10	.908	12-2	17-0	18-1	12-2	14-1	12-2	14-2
Southern Illinois	85-11	.885	8-6	12-3	12-0	11-2	15-0	13-1	14-0
Connecticut	105-14	.882	13-2	16-1	15-5	16-0	14-3	17-1	14-2
Florida	103-15	.873	16-1	15-4	17-0	16-2	13-3	11-4	15-1
North Carolina	94-14	.870	14-1	14-2	15-1	13-4	15-0	12-2	11-4
Oklahoma State	92-15	.860	14-2	13-3	14-2	11-5	12-1	15-0	13-2
Illinois	91-16	.850	14-3	7-8	14-3	15-1	15-0	12-1	14-0
Syracuse	107-22	.829	16-3	14-5	16-4	14-5	16-2	14-3	17-0
Arizona	90-21	.811	14-3	11-6	11-5	12-3	15-1	13-2	14-1
Kentucky	87-22	.798	12-6	14-4	14-2	10-5	14-1	11-2	12-1

### PITT'S LONGEST WIN STREAKS

Wins	Date
22	12/4/73-2/20/74
21	1927-28
19	2/9/29-2/1/30
18	11/14/03-1/17/04
<b>16</b>	<b>11/14/08-1/17/09</b>
15	11/19/05-1/21/06
15	2/5/15-1916
13	1933-34
11	11/9/07-12/29/08
11	2/18/03-3/23/03
10	11/12/06-12/16/06
9	11/23/02-12/28/02
9	11/28/87-1/2/88
9	1/25/78-2/17/79
9	1930-31

### PITT'S BEST BIG EAST ROAD RECORDS

Pitt's 6-3 road record in Big East play ranks among school records for best road winning percentage. A look at Pitt's best Big East road records:

Year	W-L	Pct.
2006-07	6-2	.750
2001-02	6-2	.750
2003-04	6-2	.750
1986-87	6-2	.750
1987-88	6-2	.750
<b>2008-09</b>	<b>6-3</b>	<b>.667</b>
2002-03	5-3	.625

- Texas became the first team this season to score 60 or more points against the Panthers. Pitt held its first four opponents to 60 points or less on the year. Over the last nine years, Pitt has held 139 opponents to 60 points or less. Pitt is 135-4 in those games including a 4-0 record this year and 12-0 record in 2008-09.
- For the fifth consecutive game, Pitt played without its two most experienced players: senior Jermaine Dixon (fractured right foot) and junior Gilbert Brown (academic suspension).
- Center Gary McGhee registered his first career double-double with 11 points and 10 rebounds on the evening. The 11 points and 10 rebounds both were new career-highs for McGhee. He reached double figure scoring in each of the last two games and averaged 10.5 points and 8.0 rebounds at the CBE Classic.
- With his team-leading 13 points, Brad Wanamaker reached double figure scoring for the eighth time in his career.

### SWEET SIXTEEN SUCCESS

Pitt has advanced to NCAA Sweet Sixteen play in five of the last eight seasons. Only two schools (Duke-6 and Kansas-6) have surpassed that accomplishment while two others (Connecticut-5 and Texas-5) have matched it.

### JAMIE DIXON, ASHTON GIBBS STAR FOR USA BASKETBALL

Jamie Dixon and sophomore

guard Ashton Gibbs spent July, 2009 leading the Under-19 USA Basketball National Team to the 2009 FIBA World Championship Gold Medal in Auckland, New Zealand. The duo led the Stars and Stripes to a perfect 9-0 record and claimed the Gold Medal with an 88-80 win against Greece in the title game, a first for Team USA in 18 years.

Dixon took over as head coach just a month and a half before the competition. The previous year's team won a Silver Medal in the previous year's competition. Furthermore, the majority of the previous year's team did not return. Dixon and his staff of Southern Illinois' Chris Lowery and Purdue's Matt Painter had to handpick an entirely new squad.

Gibbs emerged into a starting guard role. He averaged 9.8 points, dished out 20 assists, hit 12 3-point-

ers and led the squad in minutes played (202) and minutes per game (22.4) while starting six of the team's nine games.

The event was a homecoming of sorts for Dixon, who played professional basketball for two years in New Zealand.

### PITT RECRUITING CLASS RANKED AS A CONSENSUS TOP-25 GROUP

Pitt's 2009-10 recruiting class has been ranked as a consensus top-25 class. The class is comprised of Dante Taylor, Pitt's first McDonald's All-American since 1988, Lamar Patterson, J.J. Richardson and Talib Zanna. The four-member class has been ranked among the nation's top-25 recruiting classes by Scout.com, Rivals.com, ESPN-U and Hoopscooponline.

Dixon has labeled the group as the "best" recruiting class that he's

### TOP GAMES AT PETERSEN EVENTS CENTER

There have been 12 games involving two ranked teams at the Petersen Events Center. Pitt is 10-2 in those contests:

Date	Game and Score
January 6, 2003	6-Pitt 72, 5-Notre Dame 55
January 18, 2003	3-Pitt 73, 25-Syracuse 60
February 15, 2004	4-Pitt 75, 5-Connecticut 68
January 29, 2005	20-Pitt 76, 4-Syracuse 69
February 26, 2005	17-Connecticut 73, 18-Pitt 64
January 23, 2006	12-Pitt 80, 25-Syracuse 67
February 9, 2006	14-Pitt 57, 9-West Virginia 53
January 21, 2007	24-Marquette 77, 6-Pitt 74 (OT)
January 14, 2008	15-Pitt 69, 5-Georgetown 60
January 19, 2009	4-Pitt 78, 8-Syracuse 60
March 4, 2009	3-Pitt 90, 13-Marquette 75
March 7, 2009	3-Pitt 70, 1-Connecticut 60

## PITT'S ALL-TIME BEST BIG EAST RECORDS

*Pitt finished with school record 15 Big East wins last year. Here is a look at Pitt's top Big East seasons:*

W-L	Season
<b>15-3</b>	<b>2008-09</b>
13-3	2003-04
13-3	2002-03
13-3	2001-02
12-4	2006-07
12-4	1987-88
12-4	1986-87
10-6	2005-06
10-6	2004-05
10-8	2007-08
10-8	1996-97
9-7	1990-91
9-7	1988-89

## BIG EAST WINNINGEST TWO-YEAR PERIODS

W-L	Seasons
26-6	2001-02, 2002-03
26-6	2002-03, 2003-04
24-8	1986-87, 1987-88

ever had. That is high acclaim coming from a coach that guided LeVance Fields, Sam Young and Tyrell Biggs to a four-year record of 112-31 record.

In the offseason, Pitt also added a transfer player, senior guard Chase Adams, who is eligible to compete immediately since Centenary is moving from NCAA Division I competition to NCAA Division III.

## DIXON CONTINUES TRADITION OF EXCELLENCE

Pitt's Jamie Dixon (167-46) is the first coach in school history to win 20 or more games in six consecutive seasons. Last year, he became the first coach in school history to guide Pitt to six consecutive NCAA Tournaments. Last year, he set an NCAA

Division I all-time record for most victories during the first six seasons of a coaching career (163). His 132 victories (2003-08) rank tied for the third most victories for a head coach after five seasons in NCAA Division I history (see chart). After only a few games this year, his 167 wins already ranks among the all-time best victory totals for a head coach following seven seasons.

Additionally, Dixon has now guided Pitt to its first NCAA Regional Final/Elite Eight appearance in 35 years, Sweet Sixteen appearances in three seasons (2004, 2007 and 2009) and Big East Tournament title game appearances in four of his first six years as head coach (2004, 2006, 2007 and 2008).

Dixon is one of only nine coaches in NCAA Division I history to win 100 or more games in the first four years of a coaching career. With his 100th career win against Seton Hall on Feb. 19, 2007, Dixon became the fastest coach in school history to reach 100 victories (see chart page 5). His accomplishment also ranks among NCAA Division I's all-time top-15 fastest coaches to reach 100 wins.

## PANTHERS SIGN STELLAR RECRUITING CLASS FOR NEXT YEAR

Pitt signed three student-athletes to a National Letter of Intent in November. Those three players include guard Isaiah Epps (Plainfield, N.J./Hargrave Military Academy), forward J.J. Moore (Brentwood, N.Y./South Kent Academy, Conn.) and Cameron Wright (Cleveland, Ohio/Benedictine H.S.).

All three are ranked among the nation's top-100 recruits.

## NON-CONFERENCE SUCCESS

Pitt has won 53 of its last 57 games against non-conference opponents. It completed its non-conference slate with a 13-0 record in 2008-

## WAITING IN THE WINGS

*A key to Pitt's success over the past few seasons has been its ability to replace experienced and productive starters year after year. Here is a look at how Jamie Dixon has replaced experienced players with players "waiting in the wings":*

### STARTERS LOST

#### 2002-03 (251 career starts)

Brandin Knight (PG)  
Ontario Lett (C)  
Donatas Zavackas (PF)

#### 2003-04 (289 career starts)

Julius Page (SG)  
Jaron Brown (SF)

#### 2004-05 (147 career starts)

Chevon Troutman (PF)  
Chris Taft (C)  
Mark McCarroll (SF)

#### 2005-06 (122 career starts)

Carl Krauser (PG)

#### 2006-07 (211 career starts)

Aaron Gray (C)  
Antonio Graves (G)  
Levon Kendall (PF)

#### 2007-08 (147 career starts)

Ronald Ramon (G)  
Keith Benjamin (G)  
Mike Cook (SF)

#### 2008-09 (286 career starts)

DeJuan Blair (C)  
Sam Young (SF)  
LeVance Fields (PG)  
Tyrell Biggs (PF)

### STARTERS FOUND

#### 2003-04 (31-5)

Carl Krauser (PG)  
Chris Taft (C)  
Chevon Troutman (PF)

#### 2004-05 (20-9)

Ronald Ramon (SG)  
Mark McCarroll (SF)

#### 2005-06 (25-8)

Levon Kendall (PF)  
Aaron Gray (C)  
Antonio Graves (G)

#### 2006-07 (29-8)

LeVance Fields (PG)

#### 2007-08

DeJuan Blair (C)  
Ronald Ramon (G)  
Sam Young (PF)

#### 2008-09

Tyrell Biggs (PF)  
Jermaine Dixon (G)  
Gilbert Brown (SF)

#### 2009-10

TBA  
TBA  
TBA  
TBA

09 and has won at least 10 or more non-conference games in each of the last eight seasons (13-0 in 2008-09, 12-1 in 2007-08, 13-2 in 2006-07, 11-0 in 2005-06, 10-1 in 2004-05, 14-0 in 2003-04, 10-1 in 2002-03 and 11-1 in 2001-02). Pitt also has compiled an 94-8 non-conference record over the last nine years.

Additionally, the Panthers are 69-1 overall (.986) against non-conference foes in the Petersen Events Center and have won 90 of their last 92 home games against non-conference opponents.

## HOME COURT SUCCESS

Pitt has won 38 of its last 40 games at the Petersen Events Center. Pitt owns a 118-10 record and .922 winning percentage in the eight-year old Petersen Events Center (16-0 in 2002-03, 19-1 in 2003-04, 13-4 in 2004-05, 16-1 in 2005-06, 16-2 in 2006-07, 16-2 in 2007-08, 19-0 in 2008-09, 3-0 in 2009-10).

Pitt also owns a 49-9 regular season record vs. Big East East opponents in the Petersen Events Center. Pitt opened the Petersen Events Center in 2002 with 34 straight

## ALL-TIME COACHING WINS AT PITT

*Jamie Dixon is quickly moving his way up Pitt's all-time coaching wins chart. Here is a look at where he stands.*

Head Coach	Years	Record	Pct.
H.C. Carlson, 1922-53	31	367-247	.598
Robert Timmons, 1953-68	15	174-189	.479
<b>JAMIE DIXON, 2003-09</b>	<b>7th</b>	<b>167-46</b>	<b>.784</b>
Paul Evans, 1986-94	8	147-98	.600
Dr. George M. Flint, 1911-21	10	105-68	.607
Roy Chipman, 1980-86	6	102-76	.573
Charles "Buzz" Ridl, 1968-75	7	97-83	.539
Ben Howland, 1999-03	4	89-40	.690
Tim Grgurich, 1975-80	5	69-70	.496

## DIXON REACHES 100 CAREER WINS

*Pitt Head Coach Jamie Dixon reached 100 career victories faster than any other head coach in school history. He registered his 100th career win on Feb. 19, 2007 at Seton Hall. Here is a look at the top Pitt coaches and the total games it took to win 100 games at Pitt:*

Pitt Coach	Games to			
	100 wins	W-L	1st Year	Date of 100th Win
<b>JAMIE DIXON</b>	126	100-26	2003	Feb. 19, 2007 at Seton Hall
H.C. Carlson	140	100-40	1922	Feb. 22, 1930 vs. West Virginia
Paul Evans	156	100-56	1986	Nov. 20, 1991 vs. Manhattan

home wins.

**BACK-TO-BACK LOSSES, THREE CONSECUTIVE LOSSES A RARITY FOR PITT, DIXON**

Pitt avoided losing back-to-back games for the entire 2008-09 campaign. The last time Pitt dropped back-to-back games was on Feb. 21-24, 2008 when it lost to both Notre Dame and Louisville. In 2007-08 and for only the second time since he became head coach, Jamie Dixon and Pitt lost three consecutive games (Feb. 15-24, 2008): at Marquette, at Notre Dame and vs. Louisville. Dixon's teams have now only lost three in a row on two occasions: Feb. 20-Feb. 26, 2005 (at Villanova, West Virginia and Connecticut).

Pitt dropped back-to-back games at Marquette (Feb. 15, 72-54) and at Notre Dame (Feb. 21, 82-70) for the first time since December, 2006. It also marked just the fourth time since Jamie Dixon became head coach that the Panthers dropped back-to-back games in those six seasons.

In 2008-09, Pitt avoided dropping back-to-back losses on four different occasions.

In games played after losing a contest, Dixon's all-time record is 30-9.

**CLOSE QUALITY LOSSES**

Pitt's 16-point loss to No. 3 Texas on Nov. 24 was an uncharacteristic loss for the Panthers program. Over the last six years under Jamie Dixon, Pitt's 46 losses have come by a combined 347 points for a 7.5 average points per loss.

Pitt finished with only five losses in 2008-09, a devastating two-point loss to Villanova in the NCAA Regional Final/Elite Eight, a 14-point Big East Tournament loss to West Virginia, an eight-point loss at Providence (Feb. 24), a 10-point loss at Villanova (Jan. 28) and a six-point loss at Louisville (Jan. 17). All five losses were on the road or at a neutral site.

Since Jamie Dixon became head coach, only 12 of his 46 losses during his five-year tenure came by more than 10 points:

Date	Opponent (Score)	Margin
N24/09	Texas (78-62)	-16
M12/09	vs. WVU (74-60)	-14
M22/08	vs. Michigan St. (65-54)	-11
M3/08	at WVU (76-62)	-14
F21/08	at Notre Dame (82-70)	-12
F15/08	at Marquette (72-54)	-18
J26/08	Rutgers (77-64)	-13

D29/07	at Dayton (80-55)	-25
M10/07	vs. Georgetown (65-42)	-23
F12/07	Louisville (66-53)	-13
D16/06	at Wisconsin (89-75)	-14
M25/04	vs. Okla. State (63-51)	-12

Pitt's 18-point loss at Marquette on Feb. 15, 2008 was Pitt's largest Big East regular season loss since Dixon became head coach.

Amazingly, Dixon has dropped 19 of his 46 career games by four points or less and 34 of his 46 losses by fewer than 10 points (74 percent).

**DIXON AND EARLY NON-CONFERENCE SUCCESS**

Combining his November and December pre-conference games, Dixon owns a 74-4 record and is 77-5 overall vs. non-conference foes. Previously, Dixon won 45 consecutive games in November and December before dropping a contest at No. 7 Wisconsin on Dec. 16, 2006. He won his first 35 November games until a loss to No. 3 Texas in 2009.

**NOVEMBER SUCCESS**

Pitt Head Coach Jamie Dixon owns a 35-1 career record in November games.

**DECEMBER SUCCESS**

Dixon enters his seventh December as head coach with a 39-3 record in December contests.

**UNDER 70 DEFENSIVE MENTALITY**

Defense has been a key ingredient to Pitt's success over the last eight seasons. It will be even more of an emphasis this year. Following are some defensive notes:

- In 2009-10, Pitt has limited four of its first five opponents to 60 points or less.
- In 2008-09, Pitt limited 27 of its 36 opponents to less than 70 points. Opponents managed just 65.4 points per game against Pitt. Only nine teams scored over 70 points vs. Pitt in 2008-09: Villanova (78), Oklahoma State (76), West Virginia (74), Marquette (75), Seton Hall (78), Providence (81), Robert Morris (72), Notre Dame (80), Rutgers (72). Pitt won six of those nine games.
- Combining the last four seasons (2004-09), Pitt has limited 63 of its 81 Big East regular season opponents to 70 points or less.
- Since Jamie Dixon became head coach, Pitt has held 77 of its last 100 Big East regular season op-

- ponents to 70 points or less.
- Additionally, since Jamie Dixon became head coach, Pitt has held 169 of its 213 opponents under 70 points. Pitt's record is 167-46 during that span.
- Over the last eight seasons, Pitt has posted eight of the top-10 best defensive seasons in school history. That achievement has made it the best defensive era in school and Big East Conference history.
- When holding opponents to 60 points or less, Pitt is 135-4 over the last nine years (4-0 in 2009-10, 12-0 in 2008-09, 9-1 in 2007-08, 16-0 in 2006-07, 15-1 in 2005-06, 10-0 in 2004-05, 19-1 in 2003-04, 16-0 in 2002-03, 17-1 in 2001-02, 11-0 in 2000-01 and 6-0 in 1999-00).

**HOME SWEET HOME**

In a *Sports Illustrated* poll, Big East Conference players voted Pitt's Petersen Events Center as the most difficult place to play in the league. Also, an 2009 AOL Fanhouse poll of Big East players rated Pitt's fans as the "Best in the League." Here are some facts to support that statement:

- Pitt has won 123 of its last 134 home games which includes a 40-game home win streak in 2004.
- Over the last eight seasons, Pitt is a combined 134-11 in home games (16-1 in 2001-02, 16-0 in 2002-03, 19-1 in 2003-04, 13-4 in 2004-05, 16-1 in 2005-06, 16-2 in 2006-07 and 16-2 in 2007-08, 19-0 in 2008-09, 2-0 in 2009-10). Its 19 home wins in 2003-04 set school record for most home victories in a season.
- Pitt has lost just 10 times in the Petersen Events Center and sports a 118-10 record (.922) in the eight-year old arena. The 10 losses are to Rutgers, Louisville two times, Connecticut, West Virginia, Syracuse, Bucknell, Georgetown, Seton Hall and Marquette. Louisville is the first and only opponent to defeat Pitt two times at the Petersen Events Center. Pitt has lost just one non-conference game: Bucknell.
- Pitt won its first 34 consecutive games in the Petersen Events Center. The 34-game win streak to open the new arena ranks third all-time among winning streaks to open new arenas (51-UCLA in 1964, 41-Providence in 1971-72 and 34-Pitt, 2002-04).

- Pitt has won 54 of its last 62 Big East league home games and is 49-9 against Big East opponents in the Petersen Events Center.
- Pitt has won 40 consecutive home games against non-conference opponents at the Petersen Events Center. Pitt won its 29th straight game vs. Fairleigh Dickinson on Nov. 14, 2008 and broke the previous record of 28 consecutive non-conference home wins recorded from Nov. 23, 2002-Jan. 2, 2005.
- Pitt owns a 69-1 record vs. non-conference opponents in the Petersen Events Center. Bucknell was the only non-conference team to defeat the Panthers.
- Pitt has won 90 of its last 92 home games against regular season non-conference home opponents. In addition, the Panthers are 94-2 in their last 96 regular season non-conference home games.
- Pitt currently has a string of 135 consecutive home sellouts dating back to a January 12, 2002 game against Notre Dame.

**PITT ACADEMIC NOTES**

The following notes include academic achievements by the Pitt basketball program over the last eight years:

- Achieved outstanding APR scores, ranked tied for second among Big East men's basketball programs in 2009.
- Pitt Basketball has earned a Team Academic Achievement Award in three of the last six years. Pitt won awards in 2004, 2006 and 2008.
- The 2005-06 Pitt Basketball Team earned the highest cumulative grade point average of any Pitt Basketball team in the last 10 years.
- Twenty-two (22) men's basketball student-athletes have earned their degrees over the last seven years. Those student-athletes include: Griffin Abel, Marcus Bowman, Jaron Brown, Sean Brown, Mike Cook, John DeGroat, Yuri Demetris, Antonio Graves, Doyle Hudson, Levon Kendall, Brandin Knight, Carl Krauser, Ontario Lett, Chad Johnson, Mark McCarroll, Julius Page, Maurice Polen, Ronald Ramon, Charles Small, Chevron Troutman, Austin Wallace, Donatas Zavackas.



# JAMIE DIXON COACHING NOTES

TCU '87 • SEVENTH YEAR AS HEAD COACH (2003-10) • IITH YEAR AT PITT (1999-2010)

## HEAD COACHING ACHIEVEMENTS

- Named the 2009 Naismith National Coach of the Year.
- Set an NCAA Division I all-time record for most wins after the first six years of a coaching career with 163 career victories. He surpassed the previous record held by North Carolina State's Everett Case, who won 161 games from 1947-52.
- Led the 2008-09 team to a school-record tying 31-5 overall record, the school's first-ever No. 1 seed upon entering the NCAA Tournament and the school's first-ever consensus No. 1 national ranking.
- Selected the 2009-10 USA Basketball National Coach of the Year after guiding USA's Under-19 National Team to the Gold Medal at the FIBA World Championships during July, 2009. The team finished with a perfect 9-0 record.
- Guided Pitt to school's second all-time Big East Championship title in 2008, becoming just the second squad in league history to win the title after winning four consecutive games.
- In 2008-09, became the first and only coach in Pitt history to guide Pitt to six consecutive 20-win seasons and six straight 10-win Big East regular seasons, the only Big East program to achieve those goals in each of the last six years.
- Led Pitt to its only two 30-win seasons in program history (31 wins in 2003-04 and 31 wins in 2008-09).
- First head coach in school history to lead Pitt to six straight NCAA Tournaments (2004, 2005, 2006, 2007, 2008 and 2009).
- Guided Pitt to three NCAA Sweet Sixteen appearances (2004, 2007 and 2009).
- Concluded the 2008-09 season as the winningest coach in Big East history with a current .698 winning percentage in league games (81-35). His winning percentage ranks ahead of legendary Big East coaches including Georgetown's John Thompson (.653), Connecticut's Jim Calhoun (.650), Syracuse's Jim Boheim (.637) and St. John's Lou Carnesecca (.635).

- Ranks third among the top current winningest active coaches by percentage: 1. Roy Williams, North Carolina (.808, 593-141), 2. Mark Few (.801, 262-65), 3. Jamie Dixon (.783, 163-45).
- His 132 wins rank tied for third among the all-time best starts to an NCAA Division I coaching career after five seasons.
- Is one of only nine coaches in NCAA Division I history to win over 100 games during the first four seasons of a coaching career.
- Reached 100 wins at Pitt faster than any other coach in school history. Dixon needed only 126 games to reach the milestone. Only 14 coaches in the history of college basketball reached 100 career victories faster than Dixon.
- Advanced to the Big East Championship Final in four of his first six seasons as head coach at Pitt with a title in 2008.
- In 2003-04, became the first rookie head coach in Big East history to both guide his team to the league's regular season title and earn Big East Coach of the Year honors. Dixon earned those accolades after leading the Panthers to their third consecutive Big East regular season title and second all-time outright Big East title.
- His 31 victories as a first-year head coach in 2003-04 ranked as the third all-time highest total in NCAA Division I history for a first-year head coach.
- Led Pitt on an 18-game win streak to begin his career and 2003-04 season, a streak which ranks as the third best start for a rookie head coach in NCAA history.
- Guided Pitt to the 2003-04 Big East outright regular season title in his rookie season as head coach.

## DIXON AS AN ASSISTANT

- Associate Head Coach, University of Pittsburgh (1999-2003).
- Assistant Coach, University of Hawaii (1998-99).
- Assistant Coach, Northern Arizona University (1994-98).
- Assistant Coach, University of Hawaii (1992-94).
- Graduate Assistant, UC-Santa Barbara (1991-92).

- Assistant Coach, Los Angeles Valley Junior College (1989-91).

## DIXON COACHING TREE

- Dixon has had several coaches serve under him who have gone on to become head or assistant coaches at other schools: Barry Rohrssen, Head Coach-Manhattan; Mike Rice, Head Coach-Robert Morris; Joe Lombardi, Head Coach, Indiana (Pa.); Orlando Antigua, Assistant Coach, Memphis and Kentucky; John Alesi, Assistant Coach-Manhattan; David Cox, Assistant Coach, Georgetown.

## DIXON AS A PLAYER

- Played at Texas Christian University from 1984-87 under head coach Jim Killingsworth.
- All-Southwest Conference selection in 1987, SWC All-Academic selection and led the SWC in assists as a senior in 1986-87.
- Hit game-winning halfcourt shot to defeat Texas as a senior.
- Named MVP of the 1987 All-College Classic in Oklahoma City while guiding TCU to the title.
- Inducted into the TCU Athletic Hall of Fame, 2007.
- Played professionally in the Continental Basketball Association (Lacrosse Catbirds) and overseas in New Zealand.

## DIXON AND HIS FAMILY

- Brother of the late Maggie Dixon, who served as head women's basketball coach at the United States Military Academy (2005-06) and as an assistant at DePaul. Maggie passed away in April, 2006.
- Dixon's Pitt men's team participated in the first Maggie Dixon Classic, held at West Point. The second Maggie Dixon Classic was held at Madison Square Garden as a women's only event. Jamie continues to organize the event, which has become one of the nation's premier events.
- Son of Jim & Marge Dixon who reside in Los Angeles. Sister Julie is an attorney in Los Angeles.
- Wife Jacqueline, son Jack Connor (June 2, 2002) and Shannon Iwalani (Feb. 24, 2004).

## DIXON VERSUS OPPONENTS

Opponent	W-L
Akron	1-0
Alabama	1-0
Albany	1-0
Auburn	2-0
Belmont	1-0
Binghamton	1-0
Boston College	3-0
Boston U.	1-0
Bradley	0-1
Bucknell	0-1
Buffalo	2-0
Central Florida	1-0
Chicago State	1-0
Cincinnati	5-1
Connecticut	5-5
Coppin State	2-0
Dayton	1-1
Delaware State	1-0
DePaul	5-0
Duquesne	6-0
Duke	1-0
East Tennessee State	1-0
Eastern Kentucky	1-0
Fairleigh Dickinson	1-0
Florida A&M	1-0
Florida State	3-0
Georgetown	5-4
Georgetown (Ky.)	1-0
Georgia	1-0
Houston Baptist	1-0
Howard	1-0
Indiana (Pa.)	1-0
Lafayette	1-0
Louisville	4-3
Loyola (Md.)	1-0
Kent State	1-0
Maine	1-0
Marquette	4-4
Maryland-Baltimore County	1-0
Massachusetts	1-0
Memphis	1-0
Miami, Fla.	1-0
Miami, Ohio	1-0
Michigan State	0-1
Mississippi Valley State	1-0
Murray State	1-0
New Hampshire	1-0
North Carolina A&T	1-0
Northeastern	1-0
Notre Dame	6-1
Oakland	1-0
Oklahoma State	2-2
Oral Roberts	1-0
Pacific	0-1
Penn State	3-0
Providence	6-1
Richmond	1-0
Robert Morris	5-0
Rutgers	4-1
St. Francis (NY)	1-0
St. Francis (Pa.)	2-0
Saint Louis	1-0
St. John's	5-2
Saint Peters	1-0
Seton Hall	4-2
Siena	1-0
South Carolina	2-0
South Florida	3-0
Syracuse	7-2
Texas	0-1
Texas Tech	1-0
Toledo	1-0
UCLA	0-1
Washington	2-0
Washington State	1-0
West Virginia	8-5
Western Michigan	1-0
William & Mary	1-0
Wisconsin	2-1
Vermont	2-0
Villanova	4-5
Virginia Commonwealth	1-0
Virginia Tech	2-0
Wichita State	1-0
Wofford	1-0
Wright State	1-0
Xavier	1-0
Youngstown State	1-0
<b>Career Record</b>	<b>167-46</b>

## DIXON BY THE YEARS (2003-09)

Year	Overall		Big East		BET		NCAA		Non-Conf.		Home	
	W-L	Pct.	W-L	Pct.	W-L	Pct.	W-L	Pct.	W-L	Pct.	W-L	Pct.
2003-04	31-5	.861	13-3	.813	2-1	.667	2-1	.667	14-0	1.000	19-1	.950
2004-05	20-9	.689	10-6	.625	0-1	.000	0-1	.000	10-1	.909	13-4	.765
2005-06	25-8	.758	10-6	.625	3-1	.750	1-1	.500	11-0	1.000	16-1	.941
2006-07	29-8	.783	12-4	.750	2-1	.667	2-1	.667	13-2	.867	16-2	.889
2007-08	27-10	.730	10-8	.556	4-0	1.000	1-1	.500	12-1	.923	16-2	.889
2008-09	31-5	.861	15-3	.833	0-1	.000	3-1	.750	13-0	1.000	19-0	1.000
2009-10	4-1	.800	0-0	.000	0-0	.000	0-0	.000	4-1	.800	3-0	1.000
<b>Career</b>	<b>167-46</b>	<b>.784</b>	<b>70-30</b>	<b>.700</b>	<b>11-5</b>	<b>.688</b>	<b>9-6</b>	<b>.600</b>	<b>77-5</b>	<b>.939</b>	<b>102-10</b>	<b>.911</b>

**JAMIE DIXON ERA HIGHS AND LOWS**

**PITT TEAM HIGHS & LOWS**

Points:	High	103	vs. Houston Baptist (11/9/07)
		100	vs. Notre Dame (1/4/06)
		98	vs. DePaul (3/9/08)
	Low	42	vs. Georgetown (3/10/07)
		46	vs. Syracuse (2/29/04)
		50	at St. John's (1/21/06)
FG Made:	High	42	vs. Houston Baptist (11/9/07)
		42	vs. St. Francis (Pa.) (11/22/03)
		38	at DePaul (02/07/09)
	Low	13	vs. Central Florida (3/19/04)
		16	vs. Georgetown (3/10/07)
		17	Four times
FG Att:	High	92	vs. Houston Baptist (11/9/07)
		79	vs. Penn State (12/10/05)
		74	vs. Vermont (12/6/08)
	Low	38	at Cincinnati (1/24/07)
		39	vs. St. John's (2/8/05)
FG Pct.:	High	.674	vs. Cincinnati, 31-46 (2/14/09)
		.674	vs. Kent State, 31-46 (3/17/06)
		.630	vs. Marquette, 34-54 (3/4/09)
	Low	.262	vs. Georgetown, 16-61 (3/10/07)
		.295	vs. Central Florida, 13-44 (3/19/04)
		.297	at Dayton, 19-64 (12/29/07)
3FG Made:	High	14	vs. Maryland-Baltimore County (12/13/08)
		14	vs. Albany (11/28/03)
		13	vs. Florida A&M (12/30/06)
	Low	0	vs. West Virginia (3/12/09)
3FG Att.:	High	34	vs. Houston Baptist (11/9/07)
		31	vs. Florida A&M (12/30/06)
		29	vs. Albany (11/28/03)
		27	vs. Maryland-Baltimore County (12/13/08)
	Low	6	vs. Rutgers (1/17/04)
		7	vs. Connecticut (3/13/04)
3FG Pct.:	High	.632	at Cincinnati, 12-19 (1/24/07)
		.625	vs. Lafayette, 10-16 (01/02/08)
		.625	vs. South Florida, 10-16 (1/7/07)
		.600	vs. Georgia, 6-10 (12/30/03)
	Low	.000	vs. West Virginia, 0-8 (3/12/09)
		.091	at Marquette, 1-11 (2/15/08)
		.100	at Connecticut, 2-20 (1/31/06)
		.118	Two times
FT Made:	High	30	vs. Notre Dame (1/4/06)
		28	at Providence (3/2/04)
		27	vs. Marquette (3/8/07)
	Low	1	vs. New Hampshire (12/27/03)
		3	vs. St. Francis (Pa.) (11/22/03)
FT Att.:	High	46	vs. Notre Dame (1/4/06)
		42	vs. Memphis (12/7/04)
		41	vs. Marquette (3/8/07)
	Low	4	vs. New Hampshire (12/27/03)
		6	vs. Maryland-Baltimore County (12/13/08)
		7	Two times
FT Pct.:	High	.947	vs. Michigan State, 18-19 (03/22/08)
		.909	vs. Bradley, 10-11 (3/19/06)
		.903	at Providence, 28-31 (3/2/04)
		.889	at Connecticut, 16-18 (1/31/06)
		.882	at Syracuse, 15-17 (3/1/08)
	Low	.250	vs. New Hampshire, 1-4 (12/27/03)
		.333	vs. St. Francis (Pa.), 3-9 (11/22/03)
Rebounds:	High	59	vs. Vermont (12/8/08)
		59	vs. Houston Baptist (11/9/07)
		55	vs. Howard (11/20/04)
		53	vs. Loyola (Md.) (11/27/04)
		53	vs. Duke (12/20/07)
	Low	23	vs. Georgetown (1/13/07)
		24	vs. Lafayette (01/02/08)
		25	Two times
Assists:	High	31	vs. Houston Baptist (11/9/07)
		30	vs. Notre Dame (1/4/06)
		29	vs. St. Francis (Pa.) (11/22/03)
	Low	5	vs. Louisville (3/8/06)
		7	Two times
Steals:	High	16	vs. Duquesne (12/3/08)
		16	vs. Houston Baptist (11/9/07)
		16	vs. Buffalo (11/23/07)
	Low	0	vs. Oakland (11/19/06)
Blocks:	High	12	vs. Eastern Kentucky (11/19/09)
		9	Six times
	Low	0	Three times
Turnovers:	High	25	vs. Howard (11/20/04)
		24	vs. Seton Hall (2/9/04)
		23	two times
	Low	4	Louisville (2/24/08)
		6	five times
Fouls:	High	28	vs. Oklahoma State (12/21/06)
		28	vs. Wisconsin (12/16/06)
	Low	7	at Syracuse (1/4/06)

**OPPONENT TEAM HIGHS & LOWS**

Points:	High	97	vs. Notre Dame (1/4/06)
		95	vs. Oklahoma State (12/21/06)
		89	vs. Wisconsin (12/16/06)
	Low	37	vs. Penn State (12/6/03)
		38	vs. New Hampshire (12/27/03)
		41	vs. Auburn (12/4/05)
		41	vs. St. Francis (Pa.) (12/1/04)
FG Made:	High	34	vs. Notre Dame (1/4/06)
		33	at Miami (1/10/04)
		30	Two times
	Low	14	vs. Penn State (12/6/03)
		15	Six times
FG Att.:	High	83	vs. Notre Dame (1/4/06)
		73	vs. Syracuse (1/23/06)
		71	vs. Virginia Commonwealth (3/17/07)
	Low	38	at Georgetown (2/24/07)
		40	vs. Auburn (12/4/05)
		42	vs. UCLA (3/22/07)
		42	at South Carolina (12/28/05)
FG Pct.:	High	.609	vs. Georgetown, 28-46 (1/13/07)
		.588	at Syracuse, 30-51 (3/1/08)
		.577	vs. Louisville, 30-52 (2/24/08)
		.574	vs. Robert Morris, 27-47 (2/02/09)
	Low	.263	vs. New Hampshire, 15-57 (12/27/03)
		.273	at Syracuse, 15-55 (1/24/04)
		.274	vs. Vermont (12/6/08)
		.278	vs. St. John's, 15-54 (2/8/05)
3FG Made:	High	17	vs. Lafayette, 17-31 (1/02/08)
		14	vs. Notre Dame (1/4/06)
		14	vs. Notre Dame (2/12/05)
	Low	0	vs. Youngstown State (12/13/03)
		1	Four times
3FG Att.:	High	40	at West Virginia (2/5/05)
		36	at West Virginia (2/27/06)
		36	vs. Notre Dame (1/4/06)
	Low	6	vs. Bradley (3/19/06)
		8	vs. Oklahoma State (3/25/04)
3FG Pct.:	High	.727	vs. Virginia Tech, 8-11 (1/6/04)
		.636	vs. Washington, 7-11 (2/17/07)
		.588	vs. Robert Morris, 10-17 (2/02/09)
	Low	.000	vs. Youngstown State, 0-11 (12/13/03)
		.091	vs. Georgia, 1-11 (12/30/03)
FT Made:	High	32	vs. Oklahoma State (12/21/06)
		31	at Wisconsin (12/16/06)
		26	vs. Bradley (3/19/06)
		26	vs. Villanova (3/10/05)
	Low	1	vs. Albany (11/28/03)
		1	vs. William & Mary (1/3/04)
FT Att.:	High	44	at Wisconsin (12/16/06)
		38	vs. Oklahoma State (12/21/06)
	Low	1	vs. Albany (11/28/03)
		4	Two times
FT Pct.:	High	1.000	at Rutgers, 7-7 (1/8/05)
		1.000	vs. Robert Morris, 5-5 (11/24/04)
		.957	vs. Villanova, 22-23 (3/28/09)
	Low	.167	vs. William & Mary, 1-6 (1/3/04)
		.200	vs. Auburn, 3-15 (12/4/05)
Rebounds:	High	47	vs. Oklahoma State (12/21/06)
		45	at Notre Dame (2/21/08)
		44	Two times
	Low	18	vs. Georgetown (1/13/07)
		19	vs. William & Mary (1/3/04)
Assists:	High	24	vs. Robert Morris (2/02/09)
		22	at West Virginia (2/5/05)
		20	vs. Providence (2/25/06)
		20	at Syracuse (3/1/08)
	Low	2	vs. Boston College (3/12/04)
		5	vs. Chicago State (12/17/03)
		7	11 times
Steals:	High	12	vs. Georgetown College, Ky. (12/15/03)
		11	Four times
	Low	0	vs. Notre Dame (1/12/04)
		1	Six times
Blocks:	High	10	vs. Syracuse (1/23/06)
		9	at Connecticut (1/31/06)
		9	at Connecticut (1/19/04)
	Low	0	Eight times
Turnovers:	High	26	vs. Virginia Tech (1/6/04)
		25	vs. Buffalo (11/23/07)
		25	vs. Duquesne (12/3/08)
	Low	3	at Rutgers (1/8/05)
		4	at West Virginia (2/5/05)
Fouls:	High	32	vs. Notre Dame (1/4/06)
		31	vs. Virginia Tech (3/11/04)
		30	vs. Akron (11/21/08)
	Low	9	vs. New Hampshire (12/27/03)
		10	at Georgetown (2/5/06)

**PITT BASKETBALL PERSONALITY PROFILES**

**CHASE ADAMS**

- Senior transfer from Centenary. He is eligible to compete for Pitt immediately because Centenary is moving from NCAA Division I competition to non-scholarship NCAA Division III competition.
- At Centenary, was named the Summit League Defensive Player of the Year after both leading the league and ranking No. 8 nationally in steals. Also named an All-Summit League honorable mention selection after averaging 14.6 points, 4.5 assists and 2.7 steals per game as a junior.
- Originally from Baltimore, Md. where he played at Mount St. Joseph High School.
- Plans to play professional basketball overseas after graduating.
- Social Sciences major.

**JERMAINE DIXON**

- Younger brother of NBA player and former University of Maryland guard Juan Dixon. Dixon helped guide Maryland to the 2002 national championship.
- Raised by his brothers Phil and Juan Dixon after his parents passed away. Basketball was the family's therapy. The family moved in with their grandmother.
- Originally from Baltimore, Md. but arrived at Pitt via Tallahassee Junior College (Fla.) where he starred for two seasons.
- Aunt is Sheila Dixon, current Mayor of Baltimore.
- Switched to jersey No. 24 after wearing No. 3 as a junior last year.
- Nickname is "Maine," short for Jermaine.
- Majors in administration of justice.

**TIM FRYE**

- Walk-on who majors in business/marketing.
- Wearing No. 44 this year. Became the first player at Pitt to wear No. 24 since walk-on Marcus Bowman (2002-05).
- Uncle Dave Frye played basketball at Providence and uncle Tom

Albright played football at Indiana State.

- 2008-09 Big East Academic All-Star.

**ASHTON GIBBS**

- Helped guide the Under-19 USA Basketball Team to the Gold Medal and undefeated 9-0 record at the FIBA World Championships in Auckland, New Zealand in July, 2009. Pitt Head Coach Jamie Dixon served as head coach of the squad.
- Led the Big East Conference in 3-point percentage last year as a freshman.
- Father Temple Gibbs played college football at Temple and roomed with NFL All-Pro cornerback Kevin Ross.
- Earned the nickname "Microwave" for his 3-point shooting off the bench as a freshman.
- Played at same high school as Pitt assistant coach and former point guard Brandin Knight (Seton Hall Prep). Gibbs has known Knight since childhood.
- Has known fellow Pitt players Travon Woodall and Nasir Robinson since the seventh grade. He played on an AAU team with Woodall.
- Named a Big East Academic All-Star in 2008-09 and is a candidate for Academic All-America honors.

**GARY MCGHEE**

- Junior from Anderson, Ind. who became interested in Pitt while visiting family in the Pittsburgh area.
- Father Gary McGhee competed in track & field at Indiana (1981-82).
- Cousin Aaron McGhee started at power forward and helped lead Oklahoma to the NCAA Final Four in 2002.
- Nickname is "Big G."
- Spent his official visit to Pitt with former Panthers and current Chicago Bulls center Aaron Gray.
- Majors in communications.

**DWIGHT MILLER**

- Has only played competitive basketball for five years. Redshirted the 2008-09 campaign at Pitt, his first on campus.
- Is the second player to play at Pitt from the Bahamas. Doyle Hudson (2005-07) was the first.
- Carries an old ragged FIBA basketball around campus because he says: "you never know when you'll find a game or an open basket."
- Guardian, guide and father figure is Frank Rutherford, the first Bahamas native to win an Olympic medal (1992 bronze medal in the triple jump). Rutherford operates the Frank Rutherford Elite Athletic Development Foundation (FREAD), an organization which develops and assists Bahamian student-athletes in their quest to obtain an education in the United States. Some of FREAD's success stories include Baltimore Ravens and former Washington State wide receiver Devard Darling, the late Florida State defensive tackle Devaughn Darling, USC forward Jeremy Barr and Miami (Fla.) offensive lineman Ian Symonette.
- In high school, trained over the summer with former Houston Rockets center Hakeem Olajuwon and considers him his mentor.
- Pitt discovered Miller at an AAU event in 2007. Miller burst onto the recruiting scene at the ReebokU Camp, earning the camp's unsung player award.
- Played baseball as a youngster.

**LAMAR PATTERSON**

- Played his senior year of high school at St. Benedict's Prep in New Jersey for head coach Danny Hurley. Helped guide St. Benedict's to a No. 7 final ranking and berth in the first-ever ESPN Rise National High School Tournament.
- Younger brother of Perry Patterson, who played quarterback at Syracuse from 2004-07

- and was a Second Team All-State honoree at Lancaster McCaskey High School. The Patterson brothers are two of only four players in McCaskey history to earn All-State honors.
- Played his first three seasons at Lancaster McCaskey High School where he was an All-State selection.
- Older brother Lorne Creighton starred at McCaskey and played collegiately at Kutztown University.
- Favorite basketball player is Magic Johnson.
- Committed to Pitt after the Panthers' win over Duke at Madison Square Garden in December, 2007.

**J.J. RICHARDSON**

- Underrated player who was discovered by Pitt who had several stellar summer performances prior to his final high school season.
- Grew up in Troy, Ohio, located right outside Dayton, before moving to Houston, Texas following his freshman year of high school.
- Played in the same AAU program as Pitt teammate Dwight Miller.

**NICK RIVERS**

- Junior walk-on who earned a roster spot in August, 2009. The previous two seasons, he served as a student manager.
- Performs a dance routine, a blend of hip-hop and break dancing in the team huddle prior to home games. The team discovered his dancing talent in the lockerroom and encouraged him to perform the routine before games.
- Father Angelo Rivers played basketball at UC-Davis (1982-86) and was inducted into the UC-Davis Athletic Hall of Fame in 2006.
- Best job he ever held was a baseball umpire.
- Happiest and most gratifying moment in sports was seeing himself on ESPN.
- Majoring in economics.

**PITT BASKETBALL PERSONALITY PROFILES**

**NASIR ROBINSON**

- Nickname is “Nas” and “The Warrior.”
- The name Nasir is Arabic for “helper” or “success and victory.”
- As a high school junior, played in the state championship game against DeJuan Blair’s Schenley team. Blair’s team won the game, but Robinson bounced back to guide his Chester team to the 2008 state title as a senior with a 33-1 overall record. His team earned the nation’s No. 3 ranking by *USA Today*.
- Played high school basketball at Chester H.S. Other Chester alumns include Orlando Magic standout Jameer Nelson and Wisconsin head coach Bo Ryan.
- Has known fellow Pitt players Ashton Gibbs and Travon Woodall since the seventh grade.

**DANTE TAYLOR**

- Became the fifth Pitt player in school history to earn McDonald’s All-America team honors joining Charles Smith (1984), Jerome Lane (1985), Bobby Martin (1987) and Brian Shorter (1987).
- Won the McDonald’s All-American Skills Competition, where he completed a full-court dribbling and shooting course in 37 seconds. Also scored 15 points and grabbed six rebounds in the McDonald’s All-America game in Miami on April 1, 2009.
- Honored by his hometown of Greenburgh, N.Y. as being a “native son” during halftime of the Frankie Williams All-Star game in June, 2009.
- Played high school basketball at National Christian Academy, the same school that produced Patrick Ewing, Jr., Kevin Durant and Deron Washington.

- Family sent him to National Christian Academy hoping that he would turn his life around and improve his grades. When he arrived at NCA, he stood 6-feet-5 inches tall and weighed 230 pounds. Since then, he has grown four inches and maintained his weight.
- Developed and improved over his four years at NCA. With hard work, claims he went from a “raw, chubby kid to a McDonald’s All-American.”
- Earned honor roll academic status two times as a high school senior.
- Consensus top-30 national recruit.
- Invited to tryout for the USA Basketball Under-19 Team this past summer in Colorado Springs, Colo.
- Has several tattoos including one that says “RIP Grandpa” for his mother’s father, who died before he was born. Another one, on his left arm, has a basketball with a ribbon around it and the words “Respect My Hustle.” Others says “Blessed Baller,” and “Fear None, Trust Few.”

**BRAD WANAMAKER**

- Prior to his freshman season at Pitt, played on a USA Junior All-Star team that traveled to Europe with Pitt teammate DeJuan Blair.
- Has a twin brother Brian, who played on his high school and AAU teams. Brian played collegiately in 2007-08 at NCAA Division I Central Connecticut State. After a year at Lon Morris Junior College, he is currently playing at Texas Wesleyan.
- Invited to compete for a roster spot on the USA Basketball Under-19 World Championship team during the summer of 2007.

- Pitt senior Mike Cook played in his AAU program, Positive Image.
- Philadelphia Inquirer and Philadelphia Daily News Player of the Year in 2007.
- Majors in communications.

**TRAVON WOODALL**

- Played a starring role in the documentary reality movie *The Street Stops Here*, a movie about Bob Hurley and the St. Anthony basketball program.
- Played his high school ball for head coach Bob Hurley at St. Anthony’s High School, the nation’s No. 1 ranked team. St. Anthony’s finished a perfect 32-0 was named national champions by *USA Today* last year.
- Introduced to basketball by his cousin Khalief Woodall (age 16), who was tragically killed when Woodall was age 11.
- Teammates call him a “born leader.”
- Has known fellow Pitt players Ashton Gibbs and Nasir Robinson since the seventh grade. He played on an AAU team with Gibbs.
- Best friends on other college teams include Jiovanni Fontan (Fordham), Mike Rosario (Rutgers), Tyshawn Taylor (Kansas), Alberto Estwick (Fordham) and A.J. Rogers (Saint Joseph’s). All six played at St. Anthony’s.
- Originally from Brooklyn, N.Y. but resides in Paterson, N.J.

**TALIB ZANNA**

- Originally from Kaduna, Nigeria. Moved to the United States in 2006.

- His father, a successful businessman in Nigeria, passed away not long after he committed to Pitt.
- Early in his childhood, he played soccer but following a growth spurt and at the urging of his brother, he switched to basketball. Began playing basketball at age 10. Early-on, he had a goal of traveling to the United States to play basketball.
- Discovered by American high school coaches at a big man camp in Lagos, Nigeria.
- Ran up and down mountains in Nigeria to help increase his strength and speed.
- Devout Muslim who can speak four different languages. He could speak English before arriving in the United States.
- Played high school basketball at Bishop McNamara High School (Md.).
- His father, who never saw him play competitively, served as his role model and inspiration. After he broke his ankle during his first year in the U.S., his father told him to keep working toward his goals. He plays the game thinking of his father.
- Has five siblings. His dream is for them to see him play someday in the United States.
- Also performed a gymnastics routine for ESPN prior to a game in 2005-06.
- Prior to his senior season at Friendly H.S., promised his coach that he would do back flips if his team won the state title, then held true on his promise after he led the team to the championship.
- Owns a 35-inch vertical leap.
- Competed at the LeBron James Skills Camp this summer.



# 24 • JERMAINE DIXON

GUARD • 6-3 • 200 • SR • IL • BALTIMORE, MD./TALLAHASSEE J.C./MAINE CENTRAL INSTITUTE

**2009-10**

- Pitt's lone returning starter who started all 36 games in 2008-09.
- Expected to be back within two-three weeks.
- Sidelined with injury.
- Broke his fifth metatarsal in his right foot.

**2009-10 GAME-BY-GAME**

Opp./Date	Min	Total		3-pt		FT		Reb								
		FG-Δ	Pct	M-Δ	Pct	M-Δ	Pct	O-D-T	PF	Δ TO	Blk	Stl	Pts			
WC, N13	-	-	-	-	-	-	-	-	-	-	-	-	-	-	-	-
Bingh, N17	-	-	-	-	-	-	-	-	-	-	-	-	-	-	-	-
EKU, N19	-	-	-	-	-	-	-	-	-	-	-	-	-	-	-	-
WSU, N23	-	-	-	-	-	-	-	-	-	-	-	-	-	-	-	-
Texas, N24	-	-	-	-	-	-	-	-	-	-	-	-	-	-	-	-
YSU, N28	-	-	-	-	-	-	-	-	-	-	-	-	-	-	-	-
Duq, D2	-	-	-	-	-	-	-	-	-	-	-	-	-	-	-	-
UNH, D4	-	-	-	-	-	-	-	-	-	-	-	-	-	-	-	-
Indiana, D8	-	-	-	-	-	-	-	-	-	-	-	-	-	-	-	-
KSU, D12	-	-	-	-	-	-	-	-	-	-	-	-	-	-	-	-
MTM, D19	-	-	-	-	-	-	-	-	-	-	-	-	-	-	-	-
Ohio, D22	-	-	-	-	-	-	-	-	-	-	-	-	-	-	-	-
DePaul, D28	-	-	-	-	-	-	-	-	-	-	-	-	-	-	-	-
Syr, J2	-	-	-	-	-	-	-	-	-	-	-	-	-	-	-	-
Cin, J4	-	-	-	-	-	-	-	-	-	-	-	-	-	-	-	-
UConn, J13	-	-	-	-	-	-	-	-	-	-	-	-	-	-	-	-
Louis, J16	-	-	-	-	-	-	-	-	-	-	-	-	-	-	-	-
Gtown, J20	-	-	-	-	-	-	-	-	-	-	-	-	-	-	-	-
SHU, J24	-	-	-	-	-	-	-	-	-	-	-	-	-	-	-	-
SJU, J28	-	-	-	-	-	-	-	-	-	-	-	-	-	-	-	-
USE, J31	-	-	-	-	-	-	-	-	-	-	-	-	-	-	-	-
WVU, F3	-	-	-	-	-	-	-	-	-	-	-	-	-	-	-	-
SHU, F6	-	-	-	-	-	-	-	-	-	-	-	-	-	-	-	-
RMU, F8	-	-	-	-	-	-	-	-	-	-	-	-	-	-	-	-
WVU, F12	-	-	-	-	-	-	-	-	-	-	-	-	-	-	-	-
Marq, F18	-	-	-	-	-	-	-	-	-	-	-	-	-	-	-	-
VU, F21	-	-	-	-	-	-	-	-	-	-	-	-	-	-	-	-
UND, F24	-	-	-	-	-	-	-	-	-	-	-	-	-	-	-	-
SJU, F27	-	-	-	-	-	-	-	-	-	-	-	-	-	-	-	-
PC, M4	-	-	-	-	-	-	-	-	-	-	-	-	-	-	-	-
RU, M6	-	-	-	-	-	-	-	-	-	-	-	-	-	-	-	-

**CAREER HIGHS**

Points: 19, at Louisville, 1/17/09.  
 FG made: 7, St. John's, 1/11/09.  
 FG attempts: 13, Duquesne, 12/3/08.  
 3FG Made: 3, four times, last vs. DePaul, 2/21/09.  
 3FG attempts: 5, six times- last vs. Marquette, 3/4/09.  
 FT made: 5, Washington State, 11/29/08.  
 FT attempts: 7, at Louisville, 1/17/09.  
 Rebounds: 6, vs. Oklahoma State, 3/22/09.  
 Off. Rebs.: 3, Duquesne, 12/3/09.  
 Def. Rebs.: 5, vs. Oklahoma State, 3/22/09.  
 Assists: 5, two times- last at Connecticut, 2/16.  
 Steals: 6, at Villanova, 1/28/09.  
 Blocks: 3, Belmont, 11/25/08.  
 Minutes: 32, at Seton Hall, 2/28/09.

**CAREER NUMBERS**

Double-Doubles: ..... 0  
 Points-Rebounds: ..... 0  
 Points-Assists: ..... 0  
 20+ point games: ..... 0  
 10+ point games: ..... 15  
 10+ rebound games: ..... 0  
 5+ rebound games: ..... 4  
 5+ assist games: ..... 2  
 30+ minute games: ..... 7  
 40+ minute games: ..... 0

## JERMAINE DIXON'S CAREER STATISTICS

**OVERALL STATISTICS**

SEASON	TEAM	GP-GS	MIN	TOTAL			3-POINTERS			REBOUNDS				PF-FO	Δ	TO	BLK	ST	PTS-AVG					
				FG-FGA	PCT	FG-FGA	PCT	FT-FTA	PCT	OFF-DEF	TOT-AVG													
2008-09	Pitt	36-36	885	113	257	.440	32	109	.294	46	70	.657	19	73	92	26	70	1	72	36	25	51	304	8.4
2009-10	Pitt	-	-	-	-	-	-	-	-	-	-	-	-	-	-	-	-	-	-	-	-	-	-	-
Totals		36-36	885	113	257	.440	32	109	.294	46	70	.657	19	73	92	26	70	1	72	36	25	51	304	8.4

**BIG EAST STATISTICS**

SEASON	TEAM	GP-GS	MIN	TOTAL			3-POINTERS			REBOUNDS				PF-FO	Δ	TO	BLK	ST	PTS-AVG					
				FG-FGA	PCT	FG-FGA	PCT	FT-FTA	PCT	OFF-DEF	TOT-AVG													
2008-09	Pitt	18-18	465	67	137	.489	22	62	.355	25	39	.641	8	39	47	26	40	1	43	12	13	29	181	10.1
Totals		18-18	465	67	137	.489	22	62	.355	25	39	.641	8	39	47	26	40	1	43	12	13	29	181	10.1



# 22 • BRAD WANAMAKER

GUARD • 6-4 • 210 • JR • 2L • PHILADELPHIA, PA./ROMAN CATHOLIC H.S.

**2009-10**

- Started each of the season's first five games at small forward.
- Finished with a team-high 13 points with six rebounds and two steals vs. Texas, 11/24.
- Tied a career-high with eight rebounds vs. Eastern Kentucky, 11/19.
- Reached double figure scoring for the second consecutive game with 14 points (6-10 FG) vs. Binghamton, 11/17.
- Made first career start, played in a career-high 33 minutes, scored 13 of his team and career-high 15 points in the second half, including eight points down the stretch to help Pitt win a come-from-behind victory in the season opener vs. Wofford, 11/13.

**CAREER NUMBERS**

Double-Doubles: .....	0
Points-Rebounds: .....	0
Points-Assists: .....	0
20+ point games: .....	0
10+ point games: .....	8
10+ rebound games: .....	0
5+ rebound games: .....	12
5+ assist games: .....	5
30+ minute games: .....	3
40+ minute games: .....	0

**2009-10 GAME-BY-GAME**

Opp./Date	Min	Total FG-A	Pct	3-pt M-A	Pct	FT M-A	Pct	O-D-T	PF	Δ	TO	Blk	Stl	Pts
WC, N13	*33	5-10	.500	0-1	.000	5-10	.500	1-2-3	3	3	4	1	1	15
Bingh, N17	*27	6-10	.600	1-3	.333	1-2	.500	0-1-1	3	2	0	0	1	14
EKU, N19	*24	2-4	.500	0-0	.000	3-6	.500	3-5-8	2	4	1	1	0	7
WSU, N23	*30	0-4	.000	0-1	.000	4-6	.667	0-5-5	4	1	4	0	1	4
Texas, N24	*33	5-16	.313	0-4	.000	3-5	.600	1-5-6	3	2	4	0	2	13
YSU, N28														
Duq, D2														
UNH, D4														
Indiana, D8														
KSU, D12														
MTM, D19														
Ohio, D22														
DePaul, D28														
Syr, J2														
Cin, J4														
UConn, J13														
Louis, J16														
Gtown, J20														
SHU, J24														
SJU, J28														
USF, J31														
WVU, F3														
SHU, F6														
RMU, F8														
WVU, F12														
Marq, F18														
VU, F21														
UND, F24														
SJU, F27														
PC, M4														
RU, M6														

**CAREER HIGHS**

Points: 15, two times- Wofford, 11/13/09; at Rutgers, 12/31/08.  
 FG made: 6, two times- Binghamton, 11/17/09; at Villanova, 1/28/09.  
 FG attempts: 16, vs. Texas, 11/24/09.  
 3FG Made: 3, at DePaul, 2/7/09.  
 3FG attempts: 5, at Rutgers, 12/31/08.  
 FT made: 8, Notre Dame, 1/31/09.  
 FT attempts: 10, Wofford, 11/13/09.  
 Rebounds: 8, two times- Eastern Kentucky, 11/19/09; Cincinnati, 2/14/09.  
 Off. Rebs.: 3, Eastern Kentucky, 11/19/09.  
 Def. Rebs.: 7, Cincinnati, 2/14/09.  
 Assists: 8, Houston Baptist, 11/9/07.  
 Steals: 4, Vermont, 12/6/08.  
 Blocks: 2, two times, last vs. West Virginia, 2/9/09.  
 Minutes: 33, two times- vs. Texas, 11/24/09; Wofford, 11/13/09.

**2009-10 SEASON HIGHS**

Points: 15, Wofford, 11/13.  
 Rebounds: 8, Eastern Kentucky, 11/19.  
 Assists: 4, Eastern Kentucky, 11/19.  
 Steals: 2, vs. Texas, 11/24.  
 Blocks: 1, two times.  
 Minutes: 33, two times- vs. Texas, 11/24; Wofford, 11/13.


**BRAD WANAMAKER'S CAREER STATISTICS**

**OVERALL STATISTICS**

SEASON	TEAM	GP-GS	MIN	TOTAL		3-POINTERS		FT-FTA		REBOUNDS		PF-FO	Δ	TO	BLK	ST	PTS-AVG							
				FG-FGA	PCT	FG-FGA	PCT	PCT	PCT	OFF-DEF	TOT-AVG													
2007-08	Pitt	30-0	331	24	73	.329	3	18	.167	15	31	.484	10	26	36	12	32	0	43	28	3	12	66	2.2
2008-09	Pitt	36-0	683	66	143	.462	23	59	.390	53	71	.746	13	104	117	3.3	83	3	77	60	8	28	208	5.8
2009-10	Pitt	5-5	147	18	44	.409	1	9	.111	16	29	.552	5	18	23	4.6	15	0	12	13	2	5	53	10.6
Totals		71-5	1161	108	260	.415	27	86	.314	84	131	.641	28	148	176	2.5	130	3	132	101	13	45	327	4.6

**BIG EAST STATISTICS**

SEASON	TEAM	GP-GS	MIN	TOTAL		3-POINTERS		FT-FTA		REBOUNDS		PF-FO	Δ	TO	BLK	ST	PTS-AVG							
				FG-FGA	PCT	FG-FGA	PCT	PCT	PCT	OFF-DEF	TOT-AVG													
2007-08	Pitt	17-0	180	11	32	.344	1	6	.167	10	18	.556	6	14	20	1.2	18	0	21	13	2	3	33	1.9
2008-09	Pitt	18-0	373	42	85	.494	16	36	.444	27	35	.771	9	58	67	3.7	46	1	48	28	6	14	127	7.1
Totals		35-0	553	53	117	.453	17	42	.405	37	53	.698	15	72	87	2.5	64	1	69	41	8	17	160	4.6



# 52 • GARY MCGHEE

CENTER • 6-10 • 250 • JR • 2L • ANDERSON, IND./HIGHLAND SENIOR H.S.

**2009-10**

- Started all five games at center.
- Shooting .889 on the year (16-18).
- Selected to the CBE Classic All-Tournament team after averaging 10.5 points, 8.0 rebounds (3.5 orpg) and shooting a perfect 7-7 from the field in Pitt's two games against No. 3 Texas and Wichita State.
- Totaled his first career double-double with career-highs of 11 points (5-8 FT) and 10 rebounds in 20 minutes vs. Texas, 11/24.
- Scored a career-high 10 points (4-4 FG) with six rebounds in a career-high 25 minutes vs. Wichita State, 11/23.
- Finished with a career-high four blocks vs. Eastern Kentucky, 11/19.
- Scored a career-high nine points (4-5 FG) with six rebounds vs. Binghamton, 11/17.
- Finished with seven points and a career-high tying eight rebounds, scored five points down the stretch on a 3-point play and layup to help Pitt defeat Wofford in the season opener, 11/13.

**2009-10 GAME-BY-GAME**

Opp./Date	Min	Total		3-pt		FT		Reb						
		FG-A	Pct	M-A	Pct	M-A	Pct	O-D-T	PF	Δ	TO	Blk	Stl	Pts
WC, N13	*21	3-3	1.000	0-0	.000	1-1	1.000	3-5-8	0	1	2	3	0	7
Bingh, N17	*18	4-5	.800	0-0	.000	1-2	.500	2-4-6	3	0	1	1	1	9
EKU, N19	*19	2-3	.667	0-0	.000	0-0	.000	1-4-5	1	2	1	4	1	4
WSU, N23	*25	4-4	1.000	0-0	.000	2-2	1.000	3-3-6	1	0	1	1	0	10
Texas, N24	*20	3-3	1.000	0-0	.000	5-8	.625	4-6-10	3	0	2	0	0	11
YSU, N28														
Duq, D2														
UNH, D4														
Indiana, D8														
KSU, D12														
MTM, D19														
Ohio, D22														
DePaul, D28														
Syr, J2														
Cin, J4														
UConn, J13														
Louis, J16														
Gtown, J20														
SHU, J24														
SJU, J28														
USF, J31														
WVU, F3														
SHU, F6														
RMU, F8														
WVU, F12														
Marq, F18														
VU, F21														
UND, F24														
SJU, F27														
PC, M4														
RU, M6														

**CAREER HIGHS**

Points: 11, vs. Texas, 11/24/09.  
 FG made: 4, two times- Wichita State, 11/23/09; Binghamton, 11/17/09.  
 FG attempts: 5, Binghamton, 11/17/09.  
 3FG Made: 0.  
 3FG attempts: 0.  
 FT made: 5, vs. Texas, 11/24/09.  
 FT attempts: 8, vs. Texas, 11/24/09.  
 Rebounds: 10, vs. Texas, 11/24/09.  
 Off. Rebs.: 4, two times- vs. Texas, 11/24/09; UMBC, 12/13/08.  
 Def. Rebs.: 6, vs. Texas, 11/24/09.  
 Assists: 2, Eastern Kentucky, 11/19/09.  
 Steals: 1, four times.  
 Blocks: 4, Eastern Kentucky, 11/19/09.  
 Minutes: 25, Wichita State, 11/23/09.

**2009-10 SEASON HIGHS**

Points: 11, vs. Texas, 11/24.  
 Rebounds: 10, vs. Texas, 11/24.  
 Assists: 2, Eastern Kentucky, 11/19.  
 Steals: 1, two times.  
 Blocks: 4, Eastern Kentucky, 11/19.  
 Minutes: 25, Wichita State, 11/23.

**CAREER NUMBERS**

Double-Doubles: ..... 1  
 Points-Rebounds: ..... 1  
 Points-Assists: ..... 0  
 20+ point games: ..... 0  
 10+ point games: ..... 2  
 10+ rebound games: ..... 1  
 5+ rebound games: ..... 5  
 5+ assist games: ..... 0  
 30+ minute games: ..... 0  
 40+ minute games: ..... 0

**GARY MCGHEE'S CAREER STATISTICS**

**OVERALL STATISTICS**

SEASON	TEAM	GP-GS	MIN	TOTAL		3-POINTERS		FT-FTA		REBOUNDS				PF-FO	Δ	TO	BLK	ST	PTS-AVG					
				FG-FGA	PCT	FG-FGA	PCT	FT-FTA	PCT	OFF-DEF	TOT-AVG													
2007-08	Pitt	21-0	103	12	23	.522	0	0	.000	7	17	.412	12	18	30	1.4	17	0	3	5	3	1	31	1.5
2008-09	Pitt	31-1	207	15	29	.517	0	0	.000	8	18	.444	23	25	48	1.5	32	0	1	15	8	2	38	1.2
2009-10	Pitt	5-5	103	16	18	.889	0	0	.000	9	13	.692	13	22	35	7.0	8	0	3	7	9	2	41	8.2
Totals		57-6	413	43	70	.614	0	0	.000	24	48	.500	48	65	113	2.0	57	0	7	27	20	5	110	1.9

**BIG EAST STATISTICS**

SEASON	TEAM	GP-GS	MIN	TOTAL		3-POINTERS		FT-FTA		REBOUNDS				PF-FO	Δ	TO	BLK	ST	PTS-AVG					
				FG-FGA	PCT	FG-FGA	PCT	FT-FTA	PCT	OFF-DEF	TOT-AVG													
2007-08	Pitt	16-0	80	10	19	.526	0	0	.000	5	13	.385	9	13	22	1.4	15	0	3	4	3	1	25	1.6
2008-09	Pitt	15-0	61	3	6	.500	0	0	.000	3	6	.500	6	7	13	0.9	13	0	0	8	1	1	9	0.6
Totals		31-0	141	13	25	.52	0	0	.000	8	19	.421	15	20	35	1.1	28	0	3	12	4	2	34	1.1



# 12 • ASHTON GIBBS

GUARD • 6-2 • 190 • SO • IL • WEST ORANGE, N.J./SETON HALL PREP

**2009-10**

- Started all five games at off guard.
- Reached double figure scoring in three of five games.
- Finished with 18 points (6-10 FG) with four assists in 34 minutes vs. Wichita State, 11/23.
- Scored 20 points and set career-highs for field goals made (8) and field goal attempts (14) in second straight game vs. Eastern Kentucky, 11/19.
- Set career-highs for points (22), 3-point field goals made and attempts (6-10), hit 3-pointers on three straight possessions in 31 minutes of action vs. Binghamton, 11/17.
- Started first career game vs. Wofford, 11/13.

**2009-10 GAME-BY-GAME**

Opp./Date	Min	Total		3-pt		FT		Reb				PF	Δ	TO	BLK	STL	Pts	
		FG-A	Pct	M-A	Pct	M-A	Pct	O-D-T	PF	Δ	TO							BLK
WC, N13	*31	3-12	.250	0-5	.000	2-2	1.000	1-0-1	0	3	0	0	1	8				
Bingh, N17	*31	7-12	.583	6-10	.600	2-2	1.000	2-0-2	0	0	1	0	1	22				
EKU, N19	*32	8-14	.571	2-5	.400	2-2	1.000	0-1-1	2	2	0	1	0	20				
WSU, N23	*34	6-10	.600	1-1	1.000	5-7	.714	1-1-2	1	4	2	0	1	18				
Texas, N24	*31	2-13	.154	1-6	.167	3-4	.750	0-0-0	0	1	0	0	1	8				
YSU, N28																		
Duq, D2																		
UNH, D4																		
Indiana, D8																		
KSU, D12																		
MTM, D19																		
Ohio, D22																		
DePaul, D28																		
Syr, J2																		
Cin, J4																		
UConn, J13																		
Louis, J16																		
Gtown, J20																		
SHU, J24																		
SJU, J28																		
USE, J31																		
WVU, F3																		
SHU, F6																		
RMU, F8																		
WVU, F12																		
Marq, F18																		
VU, F21																		
UND, F24																		
SJU, F27																		
PC, M4																		
RU, M6																		

**CAREER HIGHS**

Points: 22, Binghamton, 11/17/09.  
 FG made: 8, Eastern Kentucky, 11/19/09.  
 FG attempts: 14, Eastern Kentucky, 11/19/09.  
 3FG Made: 6, Binghamton, 11/17/09.  
 3FG Attempts: 10, Binghamton, 11/17/09.  
 FT made: 5, two times- Wichita State, 11/23/09; Indiana, Pa., 11/22/08.  
 FT attempts: 7, Wichita State, 11/23/09.  
 Rebounds: 4, vs. East Tennessee State, 3/20/09.  
 Off. Rebs.: 2, two times.  
 Def. Rebs.: 2, four times- last at DePaul, 2/7/09.  
 Assists: 4, two times- Wichita State, 11/23/09; Indiana, Pa., 11/22/08.  
 Steals: 2, at UConn, 2/16/09.  
 Blocks: 1, two times.  
 Minutes: 34, Wichita State, 11/23/09.

**2009-10 SEASON HIGHS**

Points: 22, Binghamton, 11/17.  
 Rebounds: 2, two times.  
 Assists: 4, Wichita State, 11/23.  
 Steals: 1, three times.  
 Blocks: 1, Eastern Kentucky, 11/19.  
 Minutes: 34, Wichita State, 11/23.

**CAREER NUMBERS**

Double-Doubles: ..... 0  
 Points-Rebounds: ..... 0  
 Points-Assists: ..... 0  
 20+ point games: ..... 2  
 10+ point games: ..... 9  
 10+ rebound games: ..... 0  
 5+ rebound games: ..... 0  
 10+ assist games: ..... 0  
 5+ assist games: ..... 0  
 30+ minute games: ..... 5  
 40+ minute games: ..... 0


**ASHTON GIBBS' CAREER STATISTICS**

**OVERALL STATISTICS**

SEASON	TEAM	GP-GS	MIN	TOTAL		3-POINTERS		FT-FTA		REBOUNDS				PF-FO	Δ	TO	BLK	STL	PTS-AVG					
				FG-FGA	PCT	FG-FGA	PCT	FT-FTA	PCT	OFF-DEF	TOT-AVG													
2008-09	Pitt	35-0	373	50	117	.427	36	82	.439	16	20	.800	6	18	24	0.7	27	0	30	22	1	5	152	4.3
2009-10	Pitt	5-5	159	26	61	.426	10	27	.370	14	17	.824	4	2	6	1.2	3	0	10	3	1	4	76	15.2
Totals		40-5	532	76	178	.427	46	109	.422	30	37	.811	10	20	30	0.8	30	0	40	25	2	9	228	5.7

**BIG EAST STATISTICS**

SEASON	TEAM	GP-GS	MIN	TOTAL		3-POINTERS		FT-FTA		REBOUNDS				PF-FO	Δ	TO	BLK	STL	PTS-AVG					
				FG-FGA	PCT	FG-FGA	PCT	FT-FTA	PCT	OFF-DEF	TOT-AVG													
2008-09	Pitt	18-0	163	23	53	.434	16	40	.400	3	5	.600	3	9	12	0.7	11	0	15	9	1	3	65	3.6
Totals		18-0	163	23	53	.434	16	40	.400	3	5	.600	3	9	12	0.7	11	0	15	9	1	3	65	3.6



# 35 • NASIR ROBINSON

FORWARD • 6-5 • 220 • SO • IL • CHESTER, PA./CHESTER H.S.

**2009-10**

- Started each of the season's first five games at power forward.
- Finished with nine points (4-8 FG) in 29 minutes vs. Wichita State, 11/23.
- Scored a career-high 15 points (6-9 FG) with three rebounds vs. Eastern Kentucky, 11/19.
- Grabbed a career-high 10 rebounds with five assists and seven points vs. Binghamton, 11/17.
- Made first career start, played in 29 minutes, scored nine points, hit first career 3-pointer and grabbed five rebounds vs. Wofford, 11/13.

**CAREER NUMBERS**

Double-Doubles: .....	0
Points-Rebounds: .....	0
Points-Assists: .....	0
20+ point games: .....	0
10+ point games: .....	1
10+ rebound games: .....	1
5+ rebound games: .....	2
5+ assist games: .....	0
30+ minute games: .....	1
40+ minute games: .....	0

**2009-10 GAME-BY-GAME**

Opp./Date	Min	Total			3-pt		FT		Reb					
		FG-A	Pct	M-A	Pct	M-A	Pct	O-D-T	PF	Δ	TO	Blk	Stl	Pts
WC, N13	*29	4-7	.571	1-1	1.000	0-0	.000	1-4-5	4	1	1	1	0	9
Bingh, N17	*31	3-6	.500	0-0	.000	1-2	.500	2-8-10	2	5	0	0	1	7
EKU, N19	*28	6-9	.667	0-2	.000	3-4	.750	2-1-3	2	1	6	0	0	15
WSU, N23	*29	4-8	.500	1-2	.500	0-0	.000	0-2-2	2	2	3	0	2	9
Texas, N24	*29	3-3	1.000	0-0	.000	0-2	.000	0-3-3	4	1	1	0	0	6
YSU, N28														
Duq, D2														
UNH, D4														
Indiana, D8														
KSU, D12														
MTM, D19														
Ohio, D22														
DePaul, D28														
Syr, J2														
Cin, J4														
UConn, J13														
Louis, J16														
Gtown, J20														
SHU, J24														
SJU, J28														
USE, J31														
WVU, F3														
SHU, F6														
RMU, F8														
WVU, F12														
Marq, F18														
VU, F21														
UND, F24														
SJU, F27														
PC, M4														
RU, M6														

**CAREER HIGHS**

Points: 15, Eastern Kentucky, 11/19/09.  
 FG made: 6, Eastern Kentucky, 11/19/09.  
 FG attempts: 9, Eastern Kentucky, 11/19/09.  
 3FG Made: 1, two times- Wichita State, 11/23/09; Wofford, 11/13/09.  
 3FG attempts: 2, two times- Wichita State, 11/23/09; Wofford, 11/13/09.  
 FT made: 3, Eastern Kentucky, 11/19/09.  
 FT attempts: 4, Eastern Kentucky, 11/19/09.  
 Rebounds: 10, Binghamton, 11/17/09.  
 Off. Rebs.: 2, five times.  
 Def. Rebs.: 8, Binghamton, 11/17/09.  
 Assists: 5, Binghamton, 11/17/09.  
 Steals: 2, three times.  
 Blocks: 2, Robert Morris, 2/2/09.  
 Minutes: 31, Binghamton, 11/17/09.

**2009-10 SEASON HIGHS**

Points: 15, Eastern Kentucky, 11/19.  
 Rebounds: 10, Binghamton, 11/17.  
 Assists: 5, Binghamton, 11/17.  
 Steals: 2, two times.  
 Blocks: 1, Wofford, 11/13.  
 Minutes: 31, Binghamton, 11/17.

## NASIR ROBINSON'S CAREER STATISTICS

**OVERALL STATISTICS**

SEASON	TEAM	GP-GS	MIN	TOTAL			3-POINTERS			REBOUNDS				PF-FO	Δ	TO	BLK	ST	PTS-AVG					
				FG-FGA	PCT	FT-FTA	PCT	FG-FGA	PCT	FT-FTA	PCT	OFF-DEF	TOT-AVG											
2008-09	Pitt	29-0	186	15	31	.484	0	0	.000	4	10	.400	14	21	35	12	19	0	16	14	4	7	34	1.2
2009-10	Pitt	5-5	146	20	33	.606	2	5	.400	4	8	.500	5	18	23	4.6	14	0	10	11	1	3	46	9.2
Totals		34-5	332	35	64	.547	2	5	.400	8	18	.444	19	39	58	1.7	33	0	26	25	5	10	80	2.4

**BIG EAST STATISTICS**

SEASON	TEAM	GP-GS	MIN	TOTAL			3-POINTERS			REBOUNDS				PF-FO	Δ	TO	BLK	ST	PTS-AVG					
				FG-FGA	PCT	FT-FTA	PCT	FG-FGA	PCT	FT-FTA	PCT	OFF-DEF	TOT-AVG											
2008-09	Pitt	15-0	61	5	11	.455	0	0	.000	0	1	.000	4	9	13	0.9	8	0	4	8	2	2	10	0.7
Totals		15-0	61	5	11	.455	0	0	.000	0	1	.000	4	9	13	0.9	8	0	4	8	2	2	10	0.7





# 25 • DWIGHT MILLER

FORWARD • 6-8 • 240 • FR\* • RS • NASSAU, BAHAMAS/ST. PIUS X H.S. (HOUSTON, TEXAS)

**2009-10**

- Played in four of the five games off the bench at power forward.
- Saw first career action, played a career-high 11 minutes vs. Wofford, 11/13.

**2009-10 GAME-BY-GAME**

Opp./Date	Total		3-pt		FT		Reb							
	Min	FG-A	Pct	M-A	Pct	M-A	Pct	O-D-T	PF	Δ	TO	Blk	Stl	Pts
WC, N13	11	0-0	.000	0-0	.000	0-0	.000	0-1-1	2	0	0	1	0	0
Bingh, N17	6	0-0	.000	0-0	.000	0-0	.000	0-1-1	0	1	0	1	0	0
EKU, N19	4	0-2	.000	0-1	.000	0-0	.000	0-2-2	0	0	0	0	0	0
WSU, N23	2	0-0	.000	0-0	.000	0-0	.000	0-0-0	0	0	0	0	0	0
Texas, N24	-	-	-	-	-	-	-	-	-	-	-	-	-	-
YSU, N28	-	-	-	-	-	-	-	-	-	-	-	-	-	-
Duq, D2	-	-	-	-	-	-	-	-	-	-	-	-	-	-
UNH, D4	-	-	-	-	-	-	-	-	-	-	-	-	-	-
Indiana, D8	-	-	-	-	-	-	-	-	-	-	-	-	-	-
KSU, D12	-	-	-	-	-	-	-	-	-	-	-	-	-	-
MTM, D19	-	-	-	-	-	-	-	-	-	-	-	-	-	-
Ohio, D22	-	-	-	-	-	-	-	-	-	-	-	-	-	-
DePaul, D28	-	-	-	-	-	-	-	-	-	-	-	-	-	-
Syr, J2	-	-	-	-	-	-	-	-	-	-	-	-	-	-
Cin, J4	-	-	-	-	-	-	-	-	-	-	-	-	-	-
UConn, J13	-	-	-	-	-	-	-	-	-	-	-	-	-	-
Louis, J16	-	-	-	-	-	-	-	-	-	-	-	-	-	-
Gtown, J20	-	-	-	-	-	-	-	-	-	-	-	-	-	-
SHU, J24	-	-	-	-	-	-	-	-	-	-	-	-	-	-
SJU, J28	-	-	-	-	-	-	-	-	-	-	-	-	-	-
USE, J31	-	-	-	-	-	-	-	-	-	-	-	-	-	-
WVU, F3	-	-	-	-	-	-	-	-	-	-	-	-	-	-
SHU, F6	-	-	-	-	-	-	-	-	-	-	-	-	-	-
RMU, F8	-	-	-	-	-	-	-	-	-	-	-	-	-	-
WVU, F12	-	-	-	-	-	-	-	-	-	-	-	-	-	-
Marq, F18	-	-	-	-	-	-	-	-	-	-	-	-	-	-
VU, F21	-	-	-	-	-	-	-	-	-	-	-	-	-	-
UND, F24	-	-	-	-	-	-	-	-	-	-	-	-	-	-
SJU, F27	-	-	-	-	-	-	-	-	-	-	-	-	-	-
PC, M4	-	-	-	-	-	-	-	-	-	-	-	-	-	-
RU, M6	-	-	-	-	-	-	-	-	-	-	-	-	-	-

**CAREER HIGHS**

Points: None.  
 FG made: None.  
 FG attempts: 2, Eastern Kentucky, 11/19/09.  
 3FG Made: None.  
 3FG attempts: 1, Eastern Kentucky, 11/19/09.  
 FT made: None.  
 FT attempts: None.  
 Rebounds: 2, Eastern Kentucky, 11/19/09.  
 Off. Rebs.: None.  
 Def. Rebs.: 2, Eastern Kentucky, 11/19/09.  
 Assists: 1, Binghamton, 11/17/09.  
 Steals: None.  
 Blocks: 1, two times.  
 Minutes: 11, Wofford, 11/13/09.



## II • DANTE TAYLOR

FORWARD • 6-9 • 240 • FR • HS • GREENBURGH, N.Y./NATIONAL CHRISTIAN ACADEMY (MD.)

### 2009-10

- Played in all five games off the bench at center.
- Grabbed a career-high 12 rebounds, blocked four shots in 20 minutes vs. Eastern Kentucky, 11/19.
- Scored six points with four rebounds vs. Binghamton, 11/17.
- Saw action in his first collegiate game, played 19 minutes off the bench, scored 13 points (5-7 FG) and grabbed five rebounds vs. Wofford, 11/13.

### 2009-10 GAME-BY-GAME

Opp./Date	Min	Total		3-pt		FT		Reb				Pis		
		FG-A	Pct	M-A	Pct	M-A	Pct	O-D-T	PF	Δ	TO		Blk	Stl
WC, N13	19	5-7	.714	0-0	.000	3-5	.600	3-2-5	1	0	0	0	1	13
Bingh, N17	18	2-3	.667	0-0	.000	2-4	.500	2-2-4	1	0	1	0	0	6
EKU, N19	20	2-2	1.000	0-0	.000	1-5	.200	5-7-12	1	0	0	4	0	5
WSU, N23	15	0-2	.000	0-0	.000	0-0	.000	1-2-3	3	1	0	0	1	0
Texas, N24	10	1-4	.250	0-0	.000	2-2	1.000	2-2-4	2	0	0	0	0	4
YSU, N28														
Duq, D2														
UNH, D4														
Indiana, D8														
KSU, D12														
MTM, D19														
Ohio, D22														
DePaul, D28														
Syr, J2														
Cin, J4														
UConn, J13														
Louis, J16														
Gtown, J20														
SHU, J24														
SJU, J28														
USE, J31														
WVU, F3														
SHU, F6														
RMU, F8														
WVU, F12														
Marq, F18														
VU, F21														
UND, F24														
SJU, F27														
PC, M4														
RU, M6														

### CAREER HIGHS

Points: 13, Wofford, 11/13/09.  
 FG made: 5, Wofford, 11/13/09.  
 FG attempts: 7, Wofford, 11/13/09.  
 3FG Made: None.  
 3FG attempts: None.  
 FT made: 3, Wofford, 11/13/09.  
 FT attempts: 5 two times.  
 Rebounds: 12, Eastern Kentucky, 11/19/09.  
 Off. Rebs.: 5, Eastern Kentucky, 11/19/09.  
 Def. Rebs.: 7, Eastern Kentucky, 11/19/09.  
 Assists: None.  
 Steals: 1, Wofford, 11/13/09.  
 Blocks: 4, Eastern Kentucky, 11/19/09.  
 Minutes: 20, Eastern Kentucky, 11/19/09.



# 3 • CHASE ADAMS

GUARD • 5-10 • 190 • SR • TR • BALTIMORE, MD./CENTENARY/MT. ST. JOSEPH

### 2009-10

- Played in all five games off the bench at guard.
- Scored seven points and played stellar defense vs. Wichita State, 11/23.
- Scored five points (2-4 FG), hit a 3-pointer with three assists vs. Eastern Kentucky, 11/19.
- Made a key steal down the stretch, played in 22 minutes off the bench vs. Wofford, 11/13.

### 2009-10 GAME-BY-GAME

Opp./Date	Total		3-pt		FT		Reb							
	Min	FG-A	Pct	M-A	Pct	M-A	Pct	O-D-T	PF	Δ TO	Blk	Stl	Pts	
WC, N13	22	1-2	.500	1-2	.500	0-1	.000	0-2-2	1	2	0	0	2	3
Bingh, N17	20	0-3	.000	0-3	.000	0-0	.000	0-1-1	0	3	1	0	1	0
EKU, N19	21	2-4	.500	1-2	.500	0-1	.000	0-2-2	0	1	0	0	0	5
WSU, N23	24	2-4	.500	1-2	.500	2-2	1.000	0-0-0	1	0	1	0	2	7
Texas, N24	19	2-2	1.000	1-1	1.000	0-0	.000	1-1-2	1	2	1	0	0	5
YSU, N28														
Duq, D2														
UNH, D4														
Indiana, D8														
KSU, D12														
MTM, D19														
Ohio, D22														
DePaul, D28														
Syr, J2														
Cin, J4														
UConn, J13														
Louis, J16														
Gtown, J20														
SHU, J24														
SJU, J28														
USE, J31														
WVU, F3														
SHU, F6														
RMU, F8														
WVU, F12														
Marq, F18														
VU, F21														
UND, F24														
SJU, F27														
PC, M4														
RU, M6														

### \*CAREER HIGHS

Points: 7, Wichita State, 11/23/09.  
 FG made: 2, three times.  
 FG attempts: 4, two times.  
 3FG Made: 1, four times.  
 3FG attempts: 3, Binghamton, 11/17/09.  
 FT made: 2, Wichita State, 11/23/09.  
 FT attempts: 2, Wichita State, 11/23/09.  
 Rebounds: 2, three times.  
 Off. Rebs.: 1, vs. Texas, 11/24/09.  
 Def. Rebs.: 2, two times.  
 Assists: 3, Binghamton, 11/17/09.  
 Steals: 2, Wofford, 11/13/09.  
 Blocks: None.  
 Minutes: 24, Wichita State, 11/23/09.

*\*Pitt numbers only. Adams played his first three years at Centenary.*



# 21 • LAMAR PATTERSON

FORWARD • 6-5 • 220 • FR • HS • LANCASTER, PA./ST. BENEDICT'S PREP/J.P. McCASKEY H.S.

### 2009-10

- Played in all five games off the bench at small forward.
- Hit two 3-pointers in a key first half run, scored six points in 14 minutes vs. Texas, 11/24.
- Scored 10 points, all in the first half, hit 3-6 field goals (2-4 3FG) with four rebounds vs. Eastern Kentucky, 11/19.
- Played 13 minutes, hit first career basket and 3-pointer vs. Binghamton, 11/17.
- Saw first collegiate action off the bench, played in seven minutes in the season opener vs. Wofford, 11/13.

### 2009-10 GAME-BY-GAME

Opp./Date	Total			3-pt			FT			Reb				
	Min	FG-A	Pct	M-A	Pct	M-A	Pct	O-D-T	PF	Δ	TO	Blk	Stl	Pts
WC, N13	7	0-0	.000	0-0	.000	0-0	.000	0-0-0	0	1	0	0	0	0
Bingh, N17	13	1-4	.250	1-2	.500	0-0	.000	0-1-1	1	0	0	0	0	3
EKU, N19	19	3-6	.500	2-4	.500	2-2	1.000	1-3-4	1	1	2	0	0	10
WSU, N23	10	0-3	.000	0-2	.000	1-3	.333	0-1-1	1	1	0	1	1	1
Texas, N24	14	2-3	.667	2-2	1.000	0-0	.000	0-0-0	1	1	1	0	1	6
YSU, N28														
Duq, D2														
UNH, D4														
Indiana, D8														
KSU, D12														
MTM, D19														
Ohio, D22														
DePaul, D28														
Syr, J2														
Cin, J4														
UConn, J13														
Louis, J16														
Gtown, J20														
SHU, J24														
SJU, J28														
USE, J31														
WVU, F3														
SHU, F6														
RMU, F8														
WVU, F12														
Marq, F18														
VU, F21														
UND, F24														
SJU, F27														
PC, M4														
RU, M6														

### CAREER HIGHS

Points: 10, Eastern Kentucky, 11/19/09.  
 FG made: 3, Eastern Kentucky, 11/19/09.  
 FG attempts: 6, Eastern Kentucky, 11/19/09.  
 3FG Made: 2, two times- vs. Texas, 11/24/09; Eastern Kentucky, 11/19/09.  
 3FG attempts: 4, Eastern Kentucky, 11/19/09.  
 FT made: 2, Eastern Kentucky, 11/19/09.  
 FT attempts: 3, Wichita State, 11/23/09.  
 Rebounds: 4, Eastern Kentucky, 11/19/09.  
 Off. Rebs.: 1, Eastern Kentucky, 11/19/09.  
 Def. Rebs.: 3, Eastern Kentucky, 11/19/09.  
 Assists: 1, four times.  
 Steals: 1, two times.  
 Blocks: 1, Wichita State, 11/23/09.  
 Minutes: 19, Eastern Kentucky, 11/19/09.



## 55 • J.J. RICHARDSON

FORWARD/CENTER • 6-7 • 235 • FR • HS • MISSOURI CITY, TEXAS/FORT BEND HIGHTOWER H.S.

### 2009-10

- Played in three games on year off the bench (Texas, Wichita State, Binghamton).
- Played a career-high 10 minutes, contributed two points and two rebounds vs. Texas, 11/24.

### CAREER HIGHS

Points: 2, vs. Texas, 11/24/09.  
 FG made: 1, vs. Texas, 11/24/09.  
 FG attempts: 1, vs. Texas, 11/24/09.  
 3FG Made: None.  
 3FG attempts: None.  
 FT made: None.  
 FT attempts: None.  
 Rebounds: 2, vs. Texas, 11/24/09.  
 Off. Rebs.: None.  
 Def. Rebs.: 2, vs. Texas, 11/24/09.  
 Assists: None.  
 Steals: None.  
 Blocks: None.  
 Minutes: 10, vs. Texas, 11/24/09.



## 42 • TALIB ZANNA


FORWARD • 6-9 • 225 • FR • HS • KADUNA, NIGERIA/BISHOP McNAMARA H.S. (MD.)

### 2009-10

- Played in one game on year off the bench (Binghamton).

### CAREER HIGHS

Points: None.  
 FG made: None.  
 FG attempts: None.  
 3FG Made: None.  
 3FG attempts: None.  
 FT made: None.  
 FT attempts: None.  
 Rebounds: None.  
 Off. Rebs.: None.  
 Def. Rebs.: None.  
 Assists: None.  
 Steals: None.  
 Blocks: None.  
 Minutes: 3, Binghamton, 11/17/09.



# 44 • TIM FRYE

GUARD • 6-4 • 205 • JR • 2L • MARS, PA./MARS H.S.

**CAREER**

- Walk-on who played in 20 career games and 27 career minutes.
- Hit 5-9 3-point field goals (.556).

**2009-10**

- Saw action in one game on year (Binghamton).

**CAREER HIGHS**

Points: 3, four times, last-UMBC, 12/13/08.  
 FG made: 1, five times.  
 FG attempts: 1, seven times.  
 3FG Made: 1, five times, last-DePaul, 2/21/09.  
 3FG attempts: 2, Indiana, Pa., 11/22/08.  
 FT made: None.  
 FT attempts: None.  
 Rebounds: 1, two times.  
 Off. Rebs.: 1, Mississippi Valley State, 11/15/07.  
 Def. Rebs.: 1, Seton Hall, 1/12/08.  
 Assists: 1, two times.  
 Steals: 1, Binghamton, 11/17/09.  
 Blocks: None.  
 Minutes: 3, UMBC, 12/13/08.

## TIM FRYE'S CAREER STATISTICS

**OVERALL STATISTICS**

SEASON	TEAM	GP-GS	MIN	TOTAL		3-POINTERS		FT-FTA		REBOUNDS			PF-FO	Δ	TO	BLK	ST	PTS-AVG						
				FG-FGA	PCT	FG-FGA	PCT	PCT	PCT	OFF-DEF	TOT-AVG													
2007-08	Pitt	10-0	15	4	6	.667	3	4	.750	0	0	.000	1	1	2	0.2	0	0	1	3	0	0	11	1.1
2008-09	Pitt	9-0	11	2	6	.333	2	5	.400	0	0	.000	0	1	1	0.1	1	0	1	2	0	0	6	0.7
2009-10	Pitt	1-0	1	0	1	.000	0	0	.000	0	0	.000	0	0	0	0.0	0	0	0	0	0	1	0	0.0
Totals		20-0	27	6	13	.462	5	9	.556	0	0	.000	1	2	3	0.2	1	0	2	6	0	1	17	0.9

**BIG EAST STATISTICS**

SEASON	TEAM	GP-GS	MIN	TOTAL		3-POINTERS		FT-FTA		REBOUNDS			PF-FO	Δ	TO	BLK	ST	PTS-AVG						
				FG-FGA	PCT	FG-FGA	PCT	PCT	PCT	OFF-DEF	TOT-AVG													
2007-08	Pitt	4-0	5	1	1	1.000	1	1	1.000	0	0	.000	0	1	1	0.3	0	0	1	0	0	0	3	0.8
2008-09	Pitt	6-0	5	1	3	.333	1	3	.333	0	0	.000	0	1	1	0.2	0	0	0	2	0	0	3	0.5
Totals		10-0	10	2	4	.500	2	4	.500	0	0	.000	0	2	2	0.2	0	0	1	2	0	0	6	0.6



# 14 • NICK RIVERS

GUARD • 6-0 • 180 • JR • SQ • PHOENIX, ARIZ./BROPHY PREP

**2009-10**

- Played in one game on year off the bench (Binghamton).

**CAREER HIGHS**

Points: None.  
 FG made: None.  
 FG attempts: None.  
 3FG Made: None.  
 3FG attempts: None.  
 FT made: None.  
 FT attempts: None.  
 Rebounds: None.  
 Off. Rebs.: None.  
 Def. Rebs.: None.  
 Assists: None.  
 Steals: None.  
 Blocks: None.  
 Minutes: 1, Binghamton, 11/17/09.

## 1 PITT 63, WOFFORD 60

November 13, 2009 • Petersen Events Center • Pittsburgh, Pa.

After trailing for the contest's first 37 minutes and by as many as 13 points in the second half, Brad Wanamaker and Gary McGhee led the Panthers to a thrilling come-from-behind victory on opening night...Pitt trailed 54-45 with less than six minutes remaining in the game before Wanamaker scored eight consecutive points, including a 3-point play that pulled the Panthers within three points (56-53) with 4:08 left...A 3-point play by McGhee gave Pitt a 59-58 lead, then McGhee converted an offensive rebound putback to give the Panthers a commanding 61-58 lead with 1:33 left...Wanamaker scored 13 of his team-high 15 points in the second half...Pitt's starting lineup featured five players who entered the game with one previous career start, while Wofford played with five returning starters...Pitt won its 13th consecutive season opener, improved its home win streak to 22 games and won its 39th consecutive home game against a non-conference opponent...In a pre-game ceremony, Pitt raised a banner in honor of the 2008-09 team's appearance in the NCAA Regional Final/Elite Eight.

### WOFFORD 60 (0-1)

Player	tot-fg		3-pt		ft		rebounds			pf	tp	a	to	blk	s	min
	fg	fga	fg	fga	ft	fta	of	dc	tot							
GODZINSKI, Corey-f	1	4	1	4	0	0	0	3	3	2	3	3	1	0	0	22
DAHLMAN, Noah-f	9	16	0	0	2	2	5	2	7	3	20	0	1	0	0	32
RUNDLES, Cameron-g	1	3	1	3	0	0	1	3	4	2	3	2	0	0	0	22
SALTERS, Junior-g	3	13	2	8	0	0	0	4	3	8	3	3	0	0	0	29
LOESING, Brad-g	4	4	3	3	2	2	0	1	1	0	13	4	0	0	1	27
DIGGS, Jamar	0	0	0	0	2	2	0	2	2	1	2	0	1	0	1	13
GILTNER, Kevin	0	0	0	0	0	0	0	0	0	2	0	0	0	1	0	16
DAWSON, Jason	1	3	0	1	1	1	0	1	1	0	3	1	3	0	0	13
JOHNSON, Tim	1	4	0	0	0	0	2	2	3	2	3	1	1	0	0	15
MARTIN, Terry	2	5	0	0	2	2	1	1	2	2	6	0	0	0	0	8
TEAM							2	2	4							
Totals.....	22	52	7	19	9	9	9	21	30	18	60	16	10	2	2	200

Percentages: FG%: 42.3%; 3FG%: 36.8%; FT%: 100%.

### PITT 63 (1-0)

Player	tot-fg		3-pt		ft		rebounds			pf	tp	a	to	blk	s	min
	fg	fga	fg	fga	ft	fta	of	dc	tot							
ROBINSON, Nasir-f	4	7	1	1	0	0	1	4	5	4	1	1	1	1	0	29
McGHEE, Gary-c	3	5	0	0	1	1	3	5	8	0	7	1	2	3	0	21
WOODALL, Travon-g	3	10	2	6	0	0	0	2	2	1	8	3	2	0	0	27
GIBBS, Ashton-g	3	12	0	5	2	2	1	0	1	0	8	3	0	0	1	31
WANAMAKER, Brad-g	5	10	0	1	5	10	1	2	3	3	15	3	4	1	1	33
ADAMS, Chase	1	2	1	2	0	1	0	2	2	1	3	2	0	0	2	22
TAYLOR, Dante	5	7	0	0	3	5	3	2	5	1	13	0	0	0	1	19
PATTERSON, Lamar	0	0	0	0	0	0	0	0	0	0	0	1	0	0	0	7
MILLER, Dwight	0	0	0	0	0	0	0	1	1	2	0	0	0	0	1	11
TEAM							1	2	3							
Totals.....	24	51	4	15	11	19	10	20	30	12	63	14	9	6	5	200

Percentages: FG%: 47.1%; 3FG%: 26.7%; FT%: 57.9%.

Officials: John Cahill (R), Tony Crisp, Brian O'Connell; Technical fouls: None; Attendance: 10112.

### Score by Periods

	1st	2nd	Total
Wofford	31	29	60
Pitt	24	39	63

## 3 PITT 71, EASTERN KENTUCKY 60

November 19, 2009 • Petersen Events Center • Pittsburgh, Pa.

In the second of four O'Reilly Auto Parts CBE Classic games, Pitt used an 11-0 run over the first half's final 6:57 to take a commanding 39-24 halftime lead...The run was keyed by a Gary McGhee layup, Ashton Gibbs layup and 3-pointer and Lamar Patterson putback...Gibbs scored 14 of his 20 points in the first half and Patterson added 10 points in the half to lead the Panthers...Pitt led by as many as 18 points in the second half but EKV trimmed the lead to as few as eight points late in the contest...Pitt tied a school record with 12 blocked shots...Nasir Robinson added a career-high 15 points...Pitt extended its home win streak to 24 games and won its 41st consecutive contest vs. a non-conference home opponent.

### EASTERN KENTUCKY 60 (1-1)

Player	tot-fg		3-pt		ft		rebounds			pf	tp	a	to	blk	s	min
	fg	fga	fg	fga	ft	fta	of	dc	tot							
TAYLOR, Josh-f	4	10	3	7	0	0	2	2	4	4	11	1	0	1	0	35
PIERRIN, Spencer-f	5	12	1	1	0	2	2	4	6	4	11	5	1	2	0	27
JONES, Joshua-g	1	5	0	2	0	1	0	2	2	5	2	2	1	0	0	26
OPPONG, Papa-g	2	9	0	2	0	0	2	3	5	3	4	1	1	1	0	27
STOMMES, Justin-g	9	14	3	7	3	4	0	3	3	2	24	2	4	1	0	36
CRUZ, Willie	0	1	0	0	0	0	0	0	0	0	0	1	0	0	0	7
GILKLEY, Antonio	0	1	0	0	0	0	0	0	0	2	0	0	0	0	0	2
LEWIS, Mike	1	3	1	2	0	0	0	0	1	3	1	0	0	0	0	7
ELLIS, Gordaro	0	0	0	0	0	0	0	0	0	0	0	0	0	0	0	3
DANIEL, Josh	2	3	1	2	0	0	0	1	1	5	1	0	0	2	17	
ELLIS, Darvon	0	2	0	1	0	0	0	1	1	1	0	0	1	0	0	13
TEAM							2	1	3							
Totals.....	24	60	9	24	3	7	8	17	25	23	60	14	8	5	2	200

Percentages: FG%: 40.0%; 3FG%: 37.5%; FT%: 42.9%.

### PITT 71 (3-0)

Player	tot-fg		3-pt		ft		rebounds			pf	tp	a	to	blk	s	min
	fg	fga	fg	fga	ft	fta	of	dc	tot							
ROBINSON, Nasir-f	6	9	0	2	5	4	2	1	3	2	15	1	6	0	0	28
McGHEE, Gary-c	2	3	0	0	0	0	1	4	5	2	1	4	1	4	1	19
WOODALL, Travon-g	1	8	0	5	3	4	0	6	5	7	3	2	0	0	0	33
GIBBS, Ashton-g	8	14	2	5	2	2	0	1	1	2	20	2	0	1	0	32
WANAMAKER, Brad-g	2	4	0	0	3	6	3	5	8	2	7	4	1	1	0	24
ADAMS, Chase	2	4	1	2	0	1	0	2	2	0	5	1	0	0	0	21
TAYLOR, Dante	2	2	0	0	1	5	5	7	12	1	5	0	0	4	0	20
PATTERSON, Lamar	3	6	2	4	2	2	1	3	4	1	10	1	2	0	0	19
MILLER, Dwight	0	2	0	1	0	0	0	2	2	0	0	0	0	0	0	4
TEAM							3	1	4							
Totals.....	26	52	5	19	14	24	15	32	47	11	71	18	13	12	1	200

Percentages: FG%: 50.0%; 3FG%: 26.3%; FT%: 58.3%.

Officials: Mike Eades (R), Ray Natili, Brian Dorsey; Technical fouls: None; Attendance: 9148.

### Score by Periods

	1st	2nd	Total
Eastern Kentucky	24	36	60
Pitt	39	32	71

## 2 PITT 71, BINGHAMTON 46

November 17, 2009 • Petersen Events Center • Pittsburgh, Pa.

In the first of four O'Reilly Auto Parts CBE Classic games, Pitt's Ashton Gibbs scored 17 of his game-high 22 points and guided the Panthers to a 20-point halftime lead...Gibbs hit three of his six 3-pointers in a 1:45 minute span to give the Panthers a commanding 11-point lead (19-8) with 11:41 left in the first half...Pitt led by as many as 28 points midway through the second half...Gibbs finished with career-highs of 22 points and six 3-point field goals made, which tied a Pitt Petersen Events Center record...Travon Woodall finished with his first career double-double (10 points and 13 assists)...His 13 assists tied for the seventh highest game total in school history...Binghamton was playing the game with seven scholarship players after some off-court issues last year...The game was played at 5:30 p.m. as part of ESPN's 24-7 coverage of college basketball.

### BINGHAMTON 46 (1-1)

Player	tot-fg		3-pt		ft		rebounds			pf	tp	a	to	blk	s	min
	fg	fga	fg	fga	ft	fta	of	dc	tot							
WRIGHT, Greer-f	1	7	0	4	7	10	1	2	3	3	9	5	3	1	0	35
SUTTON, Kyrie-c	6	12	0	0	0	1	1	2	6	0	12	1	4	0	0	33
CAMARA, Moussa-g	2	5	2	4	0	0	2	2	4	3	6	0	3	0	0	28
TALLEY, Dylan-g	1	6	0	1	0	0	0	5	5	2	2	2	2	0	0	28
LUKUSA, Chretien-g	2	5	2	4	0	0	0	3	3	0	6	1	0	0	0	35
HORN, Mike	0	0	0	0	0	0	0	0	0	0	1	0	0	0	0	1
JOHNSON, Taylor	1	1	1	1	0	0	0	1	1	1	3	0	0	0	0	12
GRAY, Jimmy	0	0	0	0	0	0	0	0	0	0	0	1	0	0	0	1
JABBI, Mahamoud	3	4	0	1	0	0	0	1	1	3	6	0	0	1	0	20
GUILLAUME, Pina	1	1	0	0	0	0	0	2	2	2	2	0	1	0	0	7
TEAM							1	0	1							
Totals.....	17	41	5	15	7	11	5	21	26	15	46	10	13	2	0	200

Percentages: FG%: 41.5%; 3FG%: 33.3%; FT%: 63.6%.

### PITT 71 (2-0)

Player	tot-fg		3-pt		ft		rebounds			pf	tp	a	to	blk	s	min
	fg	fga	fg	fga	ft	fta	of	dc	tot							
ROBINSON, Nasir-f	3	6	0	0	1	2	2	8	10	2	7	5	0	0	1	31
McGHEE, Gary-c	4	5	0	0	1	2	2	4	6	3	9	0	1	1	1	18
WOODALL, Travon-g	4	10	2	5	0	0	1	2	3	2	10	13	2	0	0	28
GIBBS, Ashton-g	7	12	6	10	2	2	2	0	2	0	22	0	1	0	1	31
WANAMAKER, Brad-g	6	10	1	3	1	2	0	1	1	3	14	2	0	0	0	27
ADAMS, Chase	0	3	0	3	0	0	0	1	1	0	0					



5

No. 3 TEXAS 78, PITT 62

November 24, 2009 • Sprint Center • Kansas City, Mo.

Texas converted 65.4 percent (17-26) of its second half field goals and outscored Pitt 14-3 over a four-minute second half span to claim the O'Reilly Auto Parts CBE Classic Championship...A Jordan Hamilton 3-pointer, Justin Mason layup and Alexis Wangmene jumper gave the Longhorns an 11-point lead (65-54) with 6:24 left in the game...Pitt held Texas scoreless over the first half's final 4:44 and used an 11-0 run to erase a nine-point deficit to take a 34-32 lead into halftime...Lamar Patterson hit two 3-pointers and Gary McGhee converted three free throws in the run...The game remained close for the contest's first 30 minutes...McGhee totaled his first career double-double with 11 points and 10 rebounds...Jamie Dixon dropped to 35-1 in games played in November...Pitt's 38-game November win streak came to an end...No. 3 Texas was the highest ranked team Pitt has played in November since it played No. 2 North Carolina on Nov. 29, 1994...McGhee was named to the CBE Classic All-Tournament Team.

TEXAS 78 (4-0)

Player	tot-fg		3-pt		ft		rebounds			pf	tp	a	to	blk	s	min
	fg	fga	fg	fga	ft	fta	of	dc	tot							
JAMES, Damion-f	8	13	2	4	2	4	1	8	9	2	20	0	3	1	2	33
PITTMAN, Dexter-c	3	4	0	0	4	7	1	0	1	4	10	2	0	1	0	18
BRADLEY, Avery-g	4	8	1	1	1	2	1	0	1	2	10	0	0	1	1	29
BROWN, J'Covan-g	4	9	2	6	2	3	0	2	2	0	12	3	2	0	1	25
MASON, Justin-g	1	2	0	0	0	0	0	2	2	1	2	1	0	0	0	17
JOHNSON, Gary	1	3	0	0	2	2	0	3	3	3	4	2	1	0	0	22
BALBAY, Dogus	4	6	0	1	2	3	3	5	8	4	10	7	2	0	2	28
WANGMENE, Alexis	2	3	0	0	1	3	1	1	2	5	5	0	2	2	0	17
HILL, Matt	0	0	0	0	0	0	0	0	0	0	0	0	0	0	0	2
HAMILTON, Jordan	2	7	1	3	0	0	1	2	3	1	5	1	0	0	0	11
TEAM							0	2	2				1			
Totals.....	29	55	6	15	14	24	8	25	33	22	78	16	11	5	6	200

Percentages: FG%: 52.7%; 3FG%: 40.0%; FT%: 58.3%.

PITT 62 (4-1)

Player	tot-fg		3-pt		ft		rebounds			pf	tp	a	to	blk	s	min
	fg	fga	fg	fga	ft	fta	of	dc	tot							
ROBINSON, Nasir-f	3	3	0	0	0	2	0	3	3	4	6	1	1	0	0	29
McGHEE, Gary-c	3	3	0	0	5	8	4	6	10	3	11	0	2	0	0	20
WOODALL, Travon-g	3	10	0	3	1	1	1	0	1	3	7	5	2	0	2	34
GIBBS, Ashton-g	2	13	1	6	3	4	0	0	0	0	8	1	0	0	1	31
WANAMAKER, Brad-g	5	16	0	4	3	5	1	5	6	3	13	2	4	0	2	33
ADAMS, Chase	2	2	1	1	0	0	1	1	2	1	5	2	1	0	0	19
TAYLOR, Dante	1	4	0	0	2	2	2	2	4	2	4	0	0	0	0	10
PATTERSON, Lamar	2	3	2	2	0	0	0	0	0	1	6	1	1	0	1	14
RICHARDSON, JJ.	1	1	0	0	0	0	0	2	2	3	2	0	1	0	0	10
TEAM							5	2	7				2			
Totals.....	22	55	4	16	14	22	14	21	35	20	62	12	14	0	6	200

Percentages: FG%: 40.0%; 3FG%: 25.0%; FT%: 63.6%.

Officials: Mike Eades, Sean Hull, Patrick Adams; Technical fouls: None; Attendance: 8076.

Score by Periods	1st	2nd	Total
Texas	32	46	78
Pitt	34	28	62

**2009-10 Pitt Men's Basketball Statistics**  
**PITT Season Schedule/Results & Leaders (as of Nov 25, 2009)**  
**All games**

<b>RECORD:</b>	<b>OVERALL</b>	<b>HOME</b>	<b>AWAY</b>	<b>NEUTRAL</b>
ALL GAMES	4-1	3-0	0-0	1-1
CONFERENCE	0-0	0-0	0-0	0-0
NON-CONFERENCE	4-1	3-0	0-0	1-1

<b>Date</b>	<b>Opponent</b>	<b>Score</b>	<b>Att.</b>	<b>High Points</b>	<b>High Rebounds</b>
11/13/09	WOFFORD COLLEGE	w 63-60	10112	(15)WANAMAKER, Brad	(8)McGHEE, Gary
11/17/09	BINGHAMTON	w 71-46	7677	(22)GIBBS, Ashton	(10)ROBINSON, Nasir
11/19/09	EASTERN KENTUCKY	w 71-60	9148	(20)GIBBS, Ashton	(12)TAYLOR, Dante
11/23/09	#vs Wichita State	w 68-55	7226	(19)WOODALL, Travon	(6)McGHEE, Gary (6)WOODALL, Travon
11/24/09	#vs Texas	62-78 L	8076	(13)WANAMAKER, Brad	(10)McGHEE, Gary

# = O'Reilly Auto Parts CBE Classic, Kansas City, Mo.

\* = Conference game

<b>Attendance Summary</b>	<b>Games</b>	<b>Attend</b>	<b>Avg/Game</b>
Home	3	26937	8979
Away	0	0	0
Neutral	2	15302	7651
Total	5	42239	8448

**2009-10 Pitt Men's Basketball Statistics**  
**PITT Combined Team Statistics (as of Nov 25, 2009)**  
**All games**

RECORD:	OVERALL	HOME	AWAY	NEUTRAL
ALL GAMES	4-1	3-0	0-0	1-1
CONFERENCE	0-0	0-0	0-0	0-0
NON-CONFERENCE	4-1	3-0	0-0	1-1

##	Player	gp-gs	min	avg	Total		3-Point		F-Throw		Rebounds				pf	dq	a	to	blk	stl	pts	avg		
					fg-fga	fg%	3fg-fga	3fg%	ft-fa	ft%	off	def	tot	avg										
12	GIBBS, Ashton	5-5	159	31.8	26-61	.426	10-27	.370	14-17	.824	4	2	6	1.2	3	0	10	3	1	4	76	15.2		
22	WANAMAKER, Brad	5-5	147	29.4	18-44	.409	1-9	.111	16-29	.552	5	18	23	4.6	15	0	12	13	2	5	53	10.6		
01	WOODALL, Travon	5-5	153	30.6	16-48	.333	6-23	.261	11-15	.733	2	16	18	3.6	12	0	33	15	2	6	49	9.8		
35	ROBINSON, Nasir	5-5	146	29.2	20-33	.606	2-5	.400	4-8	.500	5	18	23	4.6	14	0	10	11	1	3	46	9.2		
52	McGHEE, Gary	5-5	103	20.6	16-18	.889	0-0	.000	9-13	.692	13	22	35	7.0	8	0	3	7	9	2	41	8.2		
11	TAYLOR, Dante	5-0	82	16.4	10-18	.556	0-0	.000	8-16	.500	13	15	28	5.6	8	0	1	1	4	2	28	5.6		
03	ADAMS, Chase	5-0	106	21.2	7-15	.467	4-10	.400	2-4	.500	1	6	7	1.4	3	0	8	3	0	5	20	4.0		
21	PATTERSON, Lamar	5-0	63	12.6	6-16	.375	5-10	.500	3-5	.600	1	5	6	1.2	4	0	4	3	1	2	20	4.0		
55	RICHARDSON, J.J.	3-0	13	4.3	1-1	1.000	0-0	.000	0-0	.000	0	3	3	1.0	3	0	0	1	0	0	2	0.7		
25	MILLER, Dwight	4-0	23	5.8	0-2	.000	0-1	.000	0-0	.000	0	4	4	1.0	2	0	1	0	2	0	0	0.0		
14	RIVERS, Nick	1-0	1	1.0	0-0	.000	0-0	.000	0-0	.000	0	0	0	0.0	0	0	0	0	0	0	0	0.0		
44	FRYE, Tim	1-0	1	1.0	0-1	.000	0-0	.000	0-0	.000	0	0	0	0.0	0	0	0	0	0	1	0	0.0		
42	ZANNA, Talib	1-0	3	3.0	0-0	.000	0-0	.000	0-0	.000	0	0	0	0.0	1	0	0	0	0	0	0	0.0		
Team											12	7	19					2						
Total.....		5	1000		120-257	.467	28-85	.329	67-107	.626	56	116	172	34.4	73	0	82	59	22	30	335	67.0		
Opponents.....		5	1000		110-252	.437	31-86	.360	48-69	.696	36	108	144	28.8	99	-	65	66	17	19	299	59.8		

TEAM STATISTICS	PITT	OPP	Date	Opponent	Score	Att.
SCORING	335	299	11/13/09	WOFFORD COLLEGE	w 63-60	10112
Points per game	67.0	59.8	11/17/09	BINGHAMTON	w 71-46	7677
Scoring margin	+7.2	-	11/19/09	EASTERN KENTUCKY	w 71-60	9148
FIELD GOALS-ATT	120-257	110-252	# 11/23/09	vs Wichita State	w 68-55	7226
Field goal pct	.467	.437	# 11/24/09	vs Texas	L 62-78	8076
3 POINT FG-ATT	28-85	31-86	# = O'Reilly Auto Parts CBE Classic, Kansas City, Mo.			
3-point FG pct	.329	.360	* = Conference game			
3-pt FG made per game	5.6	6.2				
FREE THROWS-ATT	67-107	48-69				
Free throw pct	.626	.696				
F-Throws made per game	13.4	9.6				
REBOUNDS	172	144				
Rebounds per game	34.4	28.8				
Rebounding margin	+5.6	-				
ASSISTS	82	65				
Assists per game	16.4	13.0				
TURNOVERS	59	66				
Turnovers per game	11.8	13.2				
Turnover margin	+1.4	-				
Assist/turnover ratio	1.4	1.0				
STEALS	30	19				
Steals per game	6.0	3.8				
BLOCKS	22	17				
Blocks per game	4.4	3.4				
ATTENDANCE	26937	15302				
Home games-Avg/Game	3-8979	0-0				
Neutral site-Avg/Game	-	2-7651				

Score by Periods	1st	2nd	Totals
PITT	166	169	335
Opponents	125	174	299

2009-10 Pitt Men's Basketball Statistics  
PITT Team Game-by-Game (as of Nov 25, 2009)  
All games

TEAM STATISTICS

Opponent	Date	Score		Total		3-Pointers		Free throws		Rebounds				pf	a	t/o	blk	stl	pts	avg
				fg-fga	pct	3fg-fga	pct	ft-fta	pct	off	def	tot	avg							
WOFFORD COLLEGE	11/13/09	63-60	W	24-51	.471	4-15	.267	11-19	.579	10	20	30	30.0	12	14	9	6	5	63	63.0
BINGHAMTON	11/17/09	71-46	W	27-54	.500	10-23	.435	7-12	.583	11	21	32	31.0	13	24	6	2	6	71	67.0
EASTERN KENTUCKY	11/19/09	71-60	W	26-52	.500	5-19	.263	14-24	.583	15	32	47	36.3	11	18	13	12	1	71	68.3
vs Wichita State	11/23/09	68-55	W	21-45	.467	5-12	.417	21-30	.700	6	22	28	34.2	17	14	17	2	12	68	68.2
vs Texas	11/24/09	62-78	L	22-55	.400	4-16	.250	14-22	.636	14	21	35	34.4	20	12	14	0	6	62	67.0
PITT		335		120-257	.467	28-85	.329	67-107	.626	56	116	172	34.4	73	82	59	22	30	335	67.0
Opponents		299		110-252	.437	31-86	.360	48-69	.696	36	108	144	28.8	99	65	66	17	19	299	59.8

Games played: 5  
Points/game: 67.0  
FG Pct: 46.7  
3FG Pct: 32.9  
FT Pct: 62.6

Rebounds/game: 34.4  
Assists/game: 16.4  
Turnovers/game: 11.8  
Assist/turnover ratio: 1.4  
Steals/game: 6.0  
Blocks/game: 4.4

2009-10 Pitt Men's Basketball Statistics  
PITT Opponent Game-by-Game (as of Nov 25, 2009)  
All games

OPPONENT STATISTICS

Opponent	Date	Score		Total		3-Pointers		Free throws		Rebounds				pf	a	t/o	blk	stl	pts	avg
				fg-fga	pct	3fg-fga	pct	ft-fta	pct	off	def	tot	avg							
WOFFORD COLLEGE	11/13/09	63-60	W	22-52	.423	7-19	.368	9-9	1.000	9	21	30	30.0	18	16	10	2	2	60	60.0
BINGHAMTON	11/17/09	71-46	W	17-41	.415	5-15	.333	7-11	.636	5	21	26	28.0	15	10	13	2	0	46	53.0
EASTERN KENTUCKY	11/19/09	71-60	W	24-60	.400	9-24	.375	3-7	.429	8	17	25	27.0	23	14	8	5	2	60	55.3
vs Wichita State	11/23/09	68-55	W	18-44	.409	4-13	.308	15-18	.833	6	24	30	27.8	21	9	24	3	9	55	55.2
vs Texas	11/24/09	62-78	L	29-55	.527	6-15	.400	14-24	.583	8	25	33	28.8	22	16	11	5	6	78	59.8
Opponents		299		110-252	.437	31-86	.360	48-69	.696	36	108	144	28.8	99	65	66	17	19	299	59.8
PITT		335		120-257	.467	28-85	.329	67-107	.626	56	116	172	34.4	73	82	59	22	30	335	67.0

Games played: 5  
Points/game: 59.8  
FG Pct: 43.7  
3FG Pct: 36.0  
FT Pct: 69.6

Rebounds/game: 28.8  
Assists/game: 13.0  
Turnovers/game: 13.2  
Assist/turnover ratio: 1.0  
Steals/game: 3.8  
Blocks/game: 3.4

2009-10 Pitt Men's Basketball Statistics  
PITT Points-Rebounds-Assists (as of Nov 25, 2009)  
All games

Opponent	Date	Score		01	03	11	12	14	21	22
				WOODALL,TR	ADAMS,CHAS	TAYLOR,DAN	GIBBS,ASHT	RIVERS,NIC	PATTERSON,	WANAMAKER,
WOFFORD COLLEGE	11/13/09	63-60	w	8-2-3	3-2-2	13-5-0	8-1-3	DNP	0-0-1	15-3-3
BINGHAMTON	11/17/09	71-46	w	10-3-13	0-1-3	6-4-0	22-2-0	0-0-0	3-1-0	14-1-2
EASTERN KENTUCKY	11/19/09	71-60	w	5-6-7	5-2-1	5-12-0	20-1-2	DNP	10-4-1	7-8-4
vs Wichita State	11/23/09	68-55	w	19-6-5	7-0-0	0-3-1	18-2-4	DNP	1-1-1	4-5-1
vs Texas	11/24/09	62-78	L	7-1-5	5-2-2	4-4-0	8-0-1	DNP	6-0-1	13-6-2

Opponent	Date	Score		25	35	42	44	52	55
				MILLER,DWI	ROBINSON,N	ZANNA,TALI	FRYE,TIM	MCGHEE,GAR	RICHARDSON
WOFFORD COLLEGE	11/13/09	63-60	w	0-1-0	9-5-1	DNP	DNP	7-8-1	DNP
BINGHAMTON	11/17/09	71-46	w	0-1-1	7-10-5	0-0-0	0-0-0	9-6-0	0-1-0
EASTERN KENTUCKY	11/19/09	71-60	w	0-2-0	15-3-1	DNP	DNP	4-5-2	DNP
vs Wichita State	11/23/09	68-55	w	0-0-0	9-2-2	DNP	DNP	10-6-0	0-0-0
vs Texas	11/24/09	62-78	L	DNP	6-3-1	DNP	DNP	11-10-0	2-2-0

2009-10 Pitt Men's Basketball Statistics  
PITT Game-by-Game Highs (as of Nov 25, 2009)  
All games

Opponent	Date	Score	Points	Rebounds	Assists	Steals	Blocked shots
WOFFORD COLLEGE	11/13/09	63-60	15-WANAMAKER, Br	8-McGHEE, Gary	3-WANAMAKER, Bra GIBBS, Ashton WOODALL, Travon	2-ADAMS, Chase	3-McGHEE, Gary
BINGHAMTON	11/17/09	71-46	22-GIBBS, Ashton	10-ROBINSON, Nasir	13-WOODALL, Travo	1-ADAMS, Chase WANAMAKER, Brad GIBBS, Ashton ROBINSON, Nasir McGHEE, Gary FRYE, Tim	1-MILLER, Dwight McGHEE, Gary
EASTERN KENTUCKY	11/19/09	71-60	20-GIBBS, Ashton	12-TAYLOR, Dante	7-WOODALL, Travon	1-McGHEE, Gary	4-TAYLOR, Dante McGHEE, Gary
vs Wichita State	11/23/09	68-55	19-WOODALL, Travo	6-WOODALL, Travon McGHEE, Gary	5-WOODALL, Travon	4-WOODALL, Travon	1-McGHEE, Gary PATTERSON, Lama
vs Texas	11/24/09	62-78	13-WANAMAKER, Br	10-McGHEE, Gary	5-WOODALL, Travon	2-WOODALL, Travon WANAMAKER, Brad	None