

PITT

PITT BASKETBALL

SETON HALL • JANUARY 12, 2008 • PETERSEN EVENTS CENTER • PITTSBURGH, PA.

2007-08 SCHEDULE

Date Opponent W/L Time

Hispanic College Fund Challenge (Pittsburgh, Pa.)
 N9 HOUSTON BAPTIST W 103-62
 N10 NORTH CAROLINA A&T W 88-61
 N11 SAINT LOUIS (FSN) W 69-58
 N15 MISSISSIPPI VALLEY STATE W 78-45

N23 BUFFALO W 92-45
 N27 BOSTON U. (FSN) W 80-53
 D1 TOLEDO (Local: CN8) W 78-52
 D5 at Duquesne (ESPN-U) W 73-68
 D8 at Washington (FSN-National) W 75-74
 D15 OKLAHOMA STATE (ESPN) W 85-68

Aeropostale All-America Classic (New York, N.Y.)
 D20 vs. Duke (ESPN) W-OT 65-64

D29 at Dayton (ESPN2) L 80-55
 J2 LAFAYETTE (ESPN-U) W 96-75
 J6 at *Villanova (FSN) L 64-63
 J9 at *South Florida (ESPN2) W 79-66
 J12 *SETON HALL (FSN) 2p.m.
 J14 *GEORGETOWN (ESPN) 7p.m.
 J19 at *Cincinnati (FSN) 4 p.m.
 J23 at *St. John's (FSN) 7 p.m.
 J26 *RUTGERS (ESPN-Classic) 6p.m.
 J30 *VILLANOVA (ESPN-U) 7p.m.
 F2 at *Connecticut (CBS) 1 p.m.
 F7 *WEST VIRGINIA (ESPN2) 7p.m.
 F12 *PROVIDENCE (FSN) 7:30 p.m.
 F15 at *Marquette (ESPN) 9 p.m.
 F21 at *Notre Dame (ESPN) 7 p.m.
 F24 *LOUISVILLE (WTAE) Noon
 F27 *CINCINNATI (FSN) 7:30 p.m.
 M1 at *Syracuse (ESPN) Noon
 M3 at *West Virginia (ESPN) 7 p.m.
 M9 *DEPAUL (WTAE) Noon

M12 at Big East Championship (ESPN) TBA

M20 at NCAA First/Second Rounds TBA
 M27 at NCAA Regionals TBA
 A5 at NCAA Final Four TBA

GAME 16

SETON HALL (10-5, 0-2 Big East) at #20 PITT (13-2, 1-1 Big East)

Saturday, January 12, 2008 • 2 p.m. ET
 Petersen Events Center (12,508) • Pittsburgh, Pa.

Television: ESPN Regional/FSN Pittsburgh

(John Sanders and Mike Jarvis; Producer: John Kettering).

Radio: Pitt Panthers/ISP Sports Radio Network (Bill Hillgrove and Dick Groat), 94.5-FM (WWSW), 970 AM (WBGG). Satellite Radio: Sirius Channel 123 (Pitt feed).

Internet Broadcast/Live Stats: www.pittsburghpanthers.com

The Coaches: Pitt: Jamie Dixon, 9th year at Pitt, 5th year as head coach (118-32); Seton Hall: Bobby Gonzalez, 2nd year at SHU (23-21), 9th year overall (152-98).

Rankings: Pitt: 20-AP, 18-ESPN; Seton Hall: not ranked.

Series: Pitt and Seton Hall meet for the 47th time in men's basketball; Pitt leads the series 27-19 and is 3-1 vs. the Pirates at the Petersen Events Center.

No. 20 ranked Pitt (13-2, 1-1 Big East) returns to Pittsburgh for its first Big East Conference regular season home game on Saturday when it faces Seton Hall (10-5, 0-2 Big East). Tipoff is set for 2 p.m. ET at the Petersen Events Center.

The game will be televised by ESPN Regional and broadcast locally on FSN Pittsburgh. John Sanders (play-by-play) and Mike Jarvis (color analyst) will handle announcing duties while John Kettering will handle production.

For the fourth game this season, Pitt is without two of its starters who are sidelined with injuries: senior small forward Mike Cook (torn ACL) and junior point guard Levance Fields (fractured left foot). Fields will be out 8-12 weeks and could return by the end of the

season. Redshirt freshman Austin Wallace is also out for the season (fractured patella). Those three players accounted for 26% of Pitt's minutes played, 28% of its scoring, 47% of assists and 16% of its rebounding (see chart on page 6). So far, Pitt is 2-1 without Cook and Fields with a one-point loss at Villanova. In those three games, Pitt is shooting 55.2 percent (91-165) from the floor and 53.5 percent (23-43) from 3-point range.

Pitt opened Big East regular season play with two road games for the first time since the 1995-96 season. That year, Pitt entered the 1995-96 season with consecutive games at Boston College (Nov. 6) and at West Virginia (Jan. 6). Pitt defeated South Florida 79-66 at the Sun Dome on Wednesday. Sam Young

TODAY'S TOP STORYLINES

- Pitt owns an 11-game home win streak.
- Pitt is in its sixth season in the Petersen Events Center and is 89-8 all-time (.918 winning percentage) in the arena. Pitt owns a 33-7 all-time record vs. Big East opponents in the Petersen Events Center.
- Pitt has held 12 of its 15 opponents under 70 points and outrebounded 12 of its 15 opponents. Pitt has also outscored its opponents by +16.3 margin, outrebounded its opponents by a +8.8 margin and has averaged 78.6 points per game.
- Over the last six seasons, Pitt has proven to be the Big East's leader in both overall and league winning percentage, consecutive NCAA Tournament appearances and most 20-win, 10-league win seasons (6).
- In early January, Pitt concluded its non-conference portion of the schedule with a 12-1 record. Pitt registered its seventh consecutive 10-win non-conference season.

PITT

PITT PANTHERS ROSTER NOTES

PROBABLE STARTERS

#	NAME	POS	HT	WT	CL	PPG	RPG	CAREER/2007-08 NOTES
23	Sam Young	F	6-6	215	JR	178	6.9	•Five 20-plus scoring contests on year
11	Gilbert Brown	G/F	6-6	200	FR*	5.7	2.9	•Last 3 GP: 10.0 ppg, 28.7 mpg.
45	DeJuan Blair	C	6-7	265	FR	11.7	9.6	•Five double-doubles in last nine GP
1	Keith Benjamin	G	6-2	190	SR	8.5	2.2	•Last 3 GP: 18.3 ppg, 70.0 FG% (21-30)
4	Ronald Ramon	G	6-1	185	SR	6.9	2.5	•Last 3 GP: 20 assists, 8 turnovers

OFF THE BENCH

#	NAME	POS	HT	WT	CL	PPG	RPG	CAREER/2007-08 NOTES
5	Tyrell Biggs	F	6-8	240	JR	6.3	4.5	•Career-high 19 pts (9-11 FG) vs. Lafayette
22	Brad Wanamaker	G	6-4	200	FR	2.8	1.3	•Career-high 23 minutes vs. Lafayette
24	Tim Frye	G	6-4	190	FR	1.6	0.2	•Played in five games on year
40	Maurice Polen	F	6-5	245	JR	0.0	0.8	•Walk-on forward, 16 career games
50	Cassin Diggs	C	6-10	270	JR	1.8	2.0	•Nine GP on year, 18 rebounds
52	Gary McGhee	C	6-10	255	FR	1.8	2.2	•6 pts, , four reb. in 12 min. at USF

DISABLED LIST

0	Austin Wallace	C	6-9	230	FR*	0.5	0.8	•Out for season: fractured patella (knee)
2	Levance Fields	G	5-10	190	JR	11.8	3.9	•Sidelined with injury, fractured left foot
31	Mike Cook	F	6-4	215	SR	10.4	2.8	•Out for season: torn ACL vs. Duke

SERIES HISTORY

PITT-SETON HALL SERIES

Total Games: 46.
 Series Record: 27-19.
 Hosted by Pitt: 16-6.
 At Petersen Events Center: 3-1.
 Hosted by Seton Hall: 10-11.
 Neutral: 3 (1-2).
 Overtime: 2 (0-2).
 One-Point Games: 3 (1-2).
 Two-Point Games: 4 (2-2).
 Most Points Scored-Pitt: 96
 (96-88 win on 3/6/87).
 Most Points Scored-SHU: 91
 (91-73 loss on 2/9/93).
 Largest Victory Margin-Pitt:
 32 (86-54 win on 3/5/04).
 Largest Victory Margin-
 Seton Hall: 26 (80-54 loss
 on 3/5/94).
 Longest Win Streak-Pitt: 5
 (2/32/84-1/7/86).
 Longest Win Streak-Seton
 Hall: 4 (2/9/93-1/30/96).
 Last 10 Games: 7-3.
 Last 20 Games: 11-9.

GAME SUMMARY

See page 11 for the series game-by-game.

NATIONAL POLLS (as of Monday, January 7, 2008)

ASSOCIATED PRESS POLL

Rk.	School (1st Place)	W-L	Pts.
1.	North Carolina (46)	15-0	1,768
2.	Memphis (25)	13-0	1,742
3.	Kansas (1)	14-0	1,674
4.	Washington State	13-0	1,532
5.	UCLA	14-1	1,522
6.	Michigan State	13-1	1,422
7.	Georgetown	11-1	1,332
8.	Tennessee	12-1	1,282
9.	Duke	11-1	1,257
10.	Indiana	12-1	1,125
11.	Texas A&M	14-1	1,102
12.	Texas	13-2	944
13.	Vanderbilt	15-0	925
14.	Butler	13-1	822
15.	Marquette	11-2	751
16.	Mississippi	13-0	650
17.	Dayton	12-1	554
18.	Clemson	12-2	518
19.	Villanova	11-2	465
20.	PITT	12-2	461
21.	Wisconsin	12-2	407
22.	Rhode Island	14-1	393
23.	Stanford	12-2	185
24.	Xavier	12-3	128
25.	Miami, Fla.	13-1	85

Others receiving votes: Oklahoma 78, Notre Dame 74, Arizona State 53, West Virginia 42, Arizona 26, Drake 22, BYU 22, Saint Mary's 12, Massachusetts 5.

NOTE:

- Associated Press poll is voted upon by the nation's media (both polls are released on Monday)
- USA Today/ESPN poll is voted on by the nation's coaches

USA TODAY/ESPN COACHES POLL

Rk.	School (1st Place)	W-L	Pts.
1.	North Carolina (23)	15-0	765
2.	Memphis (6)	13-0	747
3.	Kansas (2)	14-0	719
4.	Washington State	13-0	670
5.	UCLA	14-1	655
6.	Michigan State	13-1	603
7.	Duke	11-1	555
8.	Georgetown	11-1	551
9.	Tennessee	12-1	534
10.	Texas A&M	14-1	499
11.	Indiana	12-1	463
12.	Vanderbilt	15-0	421
13.	Texas	13-2	402
14.	Butler	13-1	359
15.	Mississippi	13-0	317
16.	Marquette	11-2	288
17.	Villanova	11-2	235
18.	PITT	12-2	223
19.	Clemson	12-2	221
20.	Rhode Island	14-1	202
21.	Wisconsin	12-2	169
22.	Dayton	12-1	159
23.	Stanford	12-2	117
24.	Arizona	10-4	26
25.	Xavier	12-3	24

Others receiving votes: BYU 22, Miami, Fla. 21, St. Mary's 19, Notre Dame 18, West Virginia 16, Arizona State 15, Oklahoma 12, Florida 8.

scored 22 points and Keith Benjamin added 20 in the win. The game was Jamie Dixon's 150th career coaching contest. Pitt opened Big East regular season play with a 64-63 decision at Villanova on Sunday, Jan. 6. Young led Pitt with 16 points and DeJuan Blair contributed his sixth career double-double with 12 points and 15 rebounds. On Jan. 2, Pitt concluded its non-conference portion of the schedule with a 96-75 home win over Lafayette. The game marked its final non-conference game. Making his first start in

52 consecutive games, Keith Benjamin led the Panthers with a career-high 20 points (7-9 FG). Tyrell Biggs contributed a career-high 19 points (9-11 FG), Sam Young finished with 19 points and Ronald Ramon registered his first career double-double with 11 points and a career-high 10 assists.

Recently, Pitt concluded a difficult December stretch which included only one home contest (Oklahoma State). Pitt began its stretch with road wins at both Duquesne (73-68) and at Washington (75-74),

defeated Oklahoma State at home (85-68) and No. 6 Duke (65-64) in overtime at Madison Square Garden. Pitt took its holiday break before dropping an 80-55 decision at Dayton (Dec. 29). The stretch ranks among the nation's most difficult Decembers. The combined record of Pitt's five December opponents was 43-14.

Pitt's 11-0 start to its season ranked as the sixth all-time best start to a season in program history. Over the last six seasons, Pitt has enjoyed outstanding starts including an 18-0

record in 2003-04, 15-0 in 2005-06, 11-0 in 2007-08, 10-0 in both 2006-07 and 2004-05 and 9-0 in 2002-03 (see chart page 4).

Seton Hall and Pitt meet for the 47th time in series history. Pitt holds a 27-19 advantage in the series which began in 1956. The Panthers have won seven of the last 10 meetings including a 3-1 record in games played at the Petersen Events Center. Last year, Pitt claimed a 71-68 win over Seton Hall at Continental Airlines Arena.

Seton Hall enters the game with

PITT BASKETBALL WEEKLY MEDIA PLANNER

All practices are closed. For more information on coverage of Pitt men's basketball, contact Associate Media Relations Director Greg Hotchkiss at (412) 491-5296.

MONDAY

January 7

Practice, 3-5 p.m.
 Media Opportunity, 5:30 p.m.

TUESDAY

January 8

Practice: 1-3 p.m.
 Travel to Tampa, Fla.

WEDNESDAY

January 9

Pitt at USF, 7:30 p.m.
 ESPN2
 94.5 FM
 970 AM

THURSDAY

January 10

Practice 3-5 p.m.
 Media Opportunity, TBA

FRIDAY

January 11

Practice, 3-5 p.m.

SATURDAY

January 12

Seton Hall at Pitt, 2 p.m.
 ESPN-R/FSN
 94.5 FM/970 AM

COLLEGE BASKETBALL'S BEST PROGRAMS OVER THE LAST SEVEN YEARS

Where Pitt ranks among national winning percentage leaders and top programs over the last seven seasons; updated as of January 11, 2008.

School	2007-08	2001-07	Total	Pct.
Duke	12-1	167-38	179-39	.821
Memphis	14-0	160-38	174-38	.821
Kansas	15-0	168-41	183-41	.817
Gonzaga	11-4	159-36	170-40	.810
PITTSBURGH	13-2	162-41	175-43	.803
Florida	14-2	158-45	172-47	.785
Illinois	8-8	163-44	171-52	.767
Southern Illinois	7-8	152-44	159-52	.754
Texas	13-2	148-55	161-57	.739
Connecticut	11-3	153-49	164-58	.739
Kentucky	6-7	153-50	159-57	.736
Syracuse	12-4	150-55	162-59	.733
Wisconsin	13-2	142-55	155-57	.731
Xavier	13-3	141-55	154-58	.726
Oklahoma	12-3	134-55	146-58	.716
Arizona	10-5	140-55	150-60	.714
Louisville	11-4	142-58	153-62	.712
Marquette	12-2	135-58	147-60	.710
Western Kentucky	11-5	132-54	143-59	.708
Oklahoma State	9-5	141-59	150-64	.700
Boston College	10-4	134-59	144-63	.696
Stanford	13-2	126-61	139-63	.688
Maryland	10-6	136-61	146-67	.685
Mississippi State	10-5	133-61	143-66	.684

MOST NCAA SWEET SIXTEEN APPEARANCES IN LAST SIX YEARS

Since 2002, Pitt is one of only five schools nationwide to advance to the NCAA Sweet Sixteen at least four times over the last six years. Pitt has advanced to Sweet Sixteen action in 2002, 2003, 2004 and 2007. Here is a chart depicting where Pitt ranks among schools over the last six years:

School	App. since 2002
Duke	5
PITT	4
Kansas	4
Texas	4
Connecticut	4
Arizona	3
Illinois	3
Kentucky	3
Michigan State	3
Southern Illinois	3
UCLA	3

PITT'S SIX-YEAR SUCCESS (2001-07)

The following is a list of accomplishments achieved by the Pitt Basketball program over the last six seasons (2001-07):

- Compiled a 162-41 record over the last six seasons and .798 winning percentage which ranks among the nation's top five best winning percentages during that span. The record also tops the Big East from 2001-07.
- Captured three Big East regular season titles: 2001-02 Big East West Division, 2002-03 Big East West Division, 2003-04 Big East regular season.
- Won Pitt's first-ever Big East Tournament title in 2003.
- Advanced to the NCAA Tournament for a school-record six consecutive seasons.
- One of only 12 schools nationwide to advance to the NCAA Tournament in each of the last six seasons.
- Achieved a school record and sixth straight 20-plus win season in 2006-07.
- Averaged 27.0 victories per season over the last six years.
- Advanced to the Big East Championship title game in four straight seasons (2001-04), one of only two conference schools to achieve that honor. Pitt has advanced to the Big East Championship title game in six of the last seven years.
- Compiled a Big East-best 71-25 (.740) record in league regular season games.
- Finished ranked among the nation's top-10 programs in four of the last six seasons.
- Ranked among the nation's top-25 in a school record 61 consecutive polls.
- Appeared on television in 152 total games.
- Set the school record with a 40-game win streak which spanned two years and 68 days.
- Opened the Petersen Events Center with a 34-game win streak, a streak which ranks as the third all-time longest win streak to open a new arena.
- Concluded its fifth year in the Petersen Events Center with an 80-8 record and .909 winning percentage.
- Set all school records for attendance.
- Sold out the Petersen Events Center in each of the arena's first five seasons.

a 10-5 overall record and 0-2 Big East record.

In accumulating its current 13-2 record, Pitt has outscored its opponents by a plus-16.3 margin, outrebounded its opponents by a plus-8.8 margin and has averaged

78.6 points per game. Pitt currently owns an 11-game home win streak dating back to last season.

With its 12 non-conference wins, Pitt has registered 10 or more non-conference games for the seventh consecutive season. In addition, Pitt

has won 28 consecutive home victories against non-conference opponents at the Petersen Events Center. Next year, Pitt will have the opportunity to break its record for most consecutive home wins against non-conference opponents which is 28 set from Nov. 23, 2003-Jan. 2,



2007-08 PITT PANTHERS NUMERICAL ROSTER

#	NAME	POS	HT	WT	CL	EX	HOMETOWN/PREVIOUS SCHOOL(s)
0	Austin Wallace	C	6-9	230	FR*	RS	Bronx, N.Y./LaSalle Academy
1	Keith Benjamin	G	6-2	190	SR	3L	Mount Vernon, N.Y./Mount Vernon
2	Levance Fields	G	5-10	190	JR	2L	Brooklyn, N.Y./Xaverian
4	Ronald Ramon	G	6-1	185	SR	3L	Bronx, N.Y./All Hallows
5	Tyrell Biggs	F	6-8	240	JR	2L	Nanuet, N.Y./Don Bosco Prep (N.J.)
11	Gilbert Brown	G/F	6-6	200	FR*	RS	Harrisburg, Pa./South Kent Prep (Conn.)
22	Brad Wanamaker	G	6-4	200	FR	HS	Philadelphia, Pa./Roman Catholic
23	Sam Young	F	6-6	215	JR	2L	Clinton, Md./Hargrave Military Academy/Friendly
24	Tim Frye	G	6-4	190	FR	HS	Mars, Pa./Mars
31	Mike Cook	G/F	6-4	215	SR	1L	Philadelphia, Pa./East Carolina/Friends Central
40	Maurice Polen	F	6-5	245	JR	1L	Philadelphia, Pa./West Philadelphia
45	DeJuan Blair	F	6-7	265	FR	HS	Pittsburgh, Pa./Schenley
50	Cassin Diggs	C	6-10	270	JR	TR	Williamsport, Pa./CloudCty.C.C./Bridgton Acad. (Maine)
52	Gary McGhee	C	6-10	255	FR	HS	Anderson, Ind./Highland Senior

* By class denotes redshirt year

Head Coach: Jamie Dixon (TCU, 1987), begins 5th Year as Head Coach, 9th year at Pitt, 105-30 overall; **Assistant Coach:** Tom Herrion (Merrimack, 1989); **Assistant Coach:** Pat Sandle (San Francisco State, 1987); **Assistant Coach:** Orlando Antigua (Pittsburgh, 1995); **Director of Basketball Operations:** Brandin Knight (Pittsburgh, 2005); **Video Coordinator:** Brian Regan (Saint Vincent, 1988); **Athletic Trainer:** Tony Salesi (Pittsburgh, 1980); **Strength & Conditioning Coach:** Tim Beltz (Northern Colorado, 1995); **Academic Coordinator:** Mike Farabaugh (Pittsburgh, 1987); **Equipment Manager:** Brian Brigger (Xavier, 2004); **Team Managers:** Kevin Funston, Jeremy Grubbs, Jordan Marks, Pete Paradise-Asher, Matt Steinbrink, Ben Stirt; **Student Trainers:** Steve Gaul, Jackie Meathe, Luke Romanow; **Administrative Assistant:** Beth Schoedel

RECORD WHEN...

Controlling the tip:	10-2
Scoring first:	11-2
Leading at the half:	10-0
Trailing at the half:	3-1
Tied at half:	0-1
Leading with 5:00 left:	13-0
Trailing with 5:00 left:	0-2
Tied with 5:00 left:	0-0
In Overtime:	0-0
Double Overtime:	0-0

Pitt outrebounds opp.:	11-1
Pitt is outrebounded:	1-1
Rebounds are equal:	1-0

Pitt commits more TO:	2-1
Pitt forces more TO:	9-1
Turnovers are equal:	2-0

Pitt has more FTA:	6-0
Opp. has more FTA:	6-2
FT attempts are equal:	1-0
Pitt shoots better than 60%:	1-0
Pitt shoots better than 50%:	8-0
Pitt shoots less than 50%:	6-2
Opp. shoots better than 50%:	1-1
Opp. shoots less than 50%:	12-1
Opp. shoots less than 40%:	7-1
Pitt outshoots opp. (FG%)	11-1
Pitt. outshoots Pitt (FG%)	1-1
Shooting is tied (%)	0-0
Pitt hits 40% of 3FG:	7-1
Pitt hits less than 40% of 3FG:	6-1
Pitt outshoots opp. (3FG):	11-1

Pitt hits at least 70% of FTA:	9-0
Pitt hits at least 60% of FTA:	12-2

Pitt bench outscores opp.:	7-0
Opp. bench outscores Pitt:	6-2
Bench scoring is equal:	0-0
Following a Pitt win:	10-2
Following a Pitt loss:	2-0

3 score in double figures:	5-0
4 score in double figures:	6-1
5+ in double figures:	3-0

UNIFORMS

White uniforms:	9-0
Blue uniforms:	4-2

MONTHS OF THE YEAR

In November:	6-0
In December:	5-1
In January:	2-1
In February:	0-0
In March:	0-0

DAYS OF THE WEEK

Monday	0-0
Tuesday:	1-0
Wednesday:	3-0
Thursday	2-0
Friday:	2-0
Saturday:	4-1
Sunday:	1-1

PITT'S BEST START AFTER 15 GAMES

The following are Pitt's best start to a season after 15 games played:

<u>W-L</u>	<u>Season</u>
*15-0	1927-28
15-0	2003-04
15-0	2005-06
15-0	1915-16
14-1	1929-30
14-1	1973-74
14-1	2002-03
13-2	1987-88
13-2	2007-08
13-2	2006-07
12-3	2004-05
12-3	1986-87

**21-0 record was the 1927-28 team's final record.*

PITT'S BEST SEASON STARTS

Head Coach Jamie Dixon has engineered five of the school's top-10 best starts to a season. Here is a look at Pitt's other top season starts:

<u>W-L</u>	<u>Season</u>
*21-0	1927-28
18-0	2003-04
15-0	2005-06
15-0	1915-16
12-0	1929-30
11-0	2007-08
10-0	2006-07
10-0	2004-05
9-0	1987-88
9-0	2002-03
6-0	1998-99

**21-0 record was the 1927-28 team's final record.*

2005. Earlier in the year, Pitt surpassed the one million mark for attendance in games played at the Petersen Events Center. Pitt now has had 1,024,035 fans attend games in the six-year old Petersen Events Center. Pitt is also approaching its 100th all-time game at the Petersen Events Center which will be on January 26 vs. Rutgers.

Pitt is in its 2007-08 season after completing a 29-8 campaign and 12-4 Big East slate in 2006-07. Pitt earned a school record sixth consecutive NCAA Tournament berth and advanced to Sweet Sixteen play for the fourth time in the last six

BIG EAST'S ALL-TIME WINNINGEST COACHES BY PERCENTAGE

(Conference Regular Season and Championship Games combined as of January 11, 2008, according to Big East records)

<u>Coach, Team</u>	<u>W</u>	<u>L</u>	<u>Pct.</u>	<u>Yrs.</u>	<u>BEChamp.</u>
JAMIE DIXON, PITT	53	24	.688	5	7-4, .636
John Thompson, GU	231	123	.653	20	33-13, .717
Jim Boeheim, Syracuse	331	183	.644	29	42-23, .646
Jim Calhoun, Connecticut	254	144	.638	22	28-15, .651
Lou Carnesecca, St. John's	139	80	.635	13	12-11, .478
Mike Jarvis, St. John's	57	36	.613	5	7-4, .636
Ben Howland, Pitt	46	29	.613	4	8-3, .727
Rollie Massimino, Villanova	123	92	.572	12	13-12, .520

WHERE PITT RANKS NATIONALLY IN THE 2007-08 NCAA STATISTICS

Source: www.ncaa.org, (through games of January 6, 2007)

<u>Category</u>	<u>Rank</u>	<u>Average</u>
Scoring Offense	47	78.6
Scoring Defense	54	62.1
Scoring Margin	22	16.5
Field Goal Percentage	66	47.0
Field Goal Percentage Defense	38	39.1
Three-Point Field Goals Per Game	182	6.4
Three-Point Field Goal Pct.	195	34.1
Free Throw Percentage	87	71.4
Rebound Margin	12	9.1
Assists Per Game	43	16.6
Blocked Shots Per Game	85	4.1
Steals Per Game	87	8.0
Won-Lost Percentage	24	85.7
Turnovers Per Game	65	13.6
Personal Fouls Per Game	32	15.9
Assist:Turnover Ratio	25	1.22

NCAA DIVISION I BEST COACHING STARTS AFTER FOUR SEASONS (by wins)

Source: 2007 NCAA Men's Basketball Recordbook, page 158.

<u>Coach, Team</u>	<u>Seasons</u>	<u>W-L</u>	<u>Pct.</u>
Everett Case, North Carolina State	1947-50	107-22	.829
JAMIE DIXON, PITT	2003-07	105-30	.778
Mark Few, Gonzaga	2000-03	105-29	.784
Bruce Stewart, WV Wesleyan & MidTenn.	1983-86	104-34	.754
Roy Williams, Kansas	1989-92	103-30	.774
Thad Matta, Butler & Xavier	2001-04	102-31	.767
Jim Boeheim, Syracuse	1977-80	100-18	.847
Speedy Morris, LaSalle	1987-90	100-31	.763
Paul Westphal, Gr. Canyon & Pepp.	87-88, 02-03	100-40	.714
Denny Crum, Louisville	1972-75	98-22	.817
Dick Hunsaker, Ball State	1990-93	97-34	.740

years. Pitt is one of only five schools nationally to appear in at least four Sweet Sixteens since 2002. Duke (5), Pitt (4), Kansas (4), Texas (4) and

Connecticut (4) are the schools who have achieved that honor. Pitt is one of only 12 schools nationally to advance to the NCAA Tournament in

BIG EAST'S BEST PROGRAMS OVER THE PREVIOUS SIX SEASONS (2001-07)

Totals are as of May, 2007.

School	Big East		Overall	
	W-L	Pct.	W-L	Pct.
PITT	71-25740	162-41798
Connecticut	68-28708	153-49757
Syracuse	61-35635	150-55732
Louisville	18-14563	141-58709
Marquette	20-12625	135-58699
Cincinnati	11-21344	131-62679
Villanova	55-41573	126-70643
Notre Dame	55-41573	121-68640
Georgetown	50-46521	113-71614
West Virginia	41-55427	109-68616
DePaul	14-18438	99-82547
Providence	42-54438	97-84536
Seton Hall	42-54438	93-85522
Rutgers	38-58396	89-94486
St. John's	32-64333	84-94472
USF	4-28125	74-103418

DIXON REACHES 100 CAREER WINS

Pitt Head Coach Jamie Dixon reached 100 career victories faster than any other head coach in school history. He registered his 100th career win on Feb. 19, 2007 at Seton Hall.

Here is a look at the top Pitt coaches and the total games it took to win 100 games at Pitt:

Pitt Coach	Games to			
	100 wins	W-L	1st Year	Date of 100th Win
JAMIE DIXON	126	100-26	2003	Feb. 19, 2007 at Seton Hall
H.C. Carlson	140	100-40	1922	Feb. 22, 1930 vs. West Virginia
Paul Evans	156	100-56	1986	Nov. 20, 1991 vs. Manhattan

SCHOOLS EARNING NCAA TOURNAMENT BERTHS IN EACH OF THE LAST SIX YEARS

Pitt is one of 12 NCAA Division I schools to advance to the NCAA Tournament in each of the last six seasons (2001-07). Those programs include: Arizona, Duke, Florida, Gonzaga, Illinois, Kansas, Kentucky, Michigan State, **PITT**, Southern Illinois, Texas and Wisconsin.

each of the last six seasons. The other schools include Arizona, Duke, Florida, Gonzaga, Illinois, Kansas, Kentucky, Michigan State, Pitt, Southern Illinois, Texas and Wisconsin. Pitt is the only Big East Conference team to advance to the NCAA Tournament in six consecutive seasons. Villanova currently has a streak of three straight seasons in the NCAA Tournament. Additionally, Pitt is one of only five schools nationwide to advance to the NCAA Tournament, win 20 overall games and 10 league games in each of the last six seasons:

Arizona, Gonzaga, Kansas, Pitt and Southern Illinois.

Over the last seven years (2002-08), Pitt has proven to be the winningest Big East Conference basketball program. From 2001-07, Pitt owns the league's top records for league play (72-26) and overall games (175-43). It has averaged 11.8 league wins and 27 overall wins per year during that period, the best totals in the Big East. Pitt is the only Big East Conference school to win 20 or more overall games and 10 or more league contests in each of the

PITT PICKED TO FINISH FOURTH IN BIG EAST CONFERENCE IN COACHES POLL

NEW YORK, N.Y.—The Pitt men's basketball team was selected by league coaches to finish fourth among 16 teams at the league's annual media day Wednesday morning at Madison Square Garden.

In a vote of league coaches, Pitt finished fourth with 170 total points. Georgetown and Louisville were picked to win the title with 217 points each. Marquette was picked to finish third with 191 points, Pitt fourth, followed by 5. Syracuse (153), 6. Connecticut (149) and 7. Villanova (143).

Junior Levance Fields was named an All-Big East preseason honorable mention selection. Last year Fields earned Second Team All-Big East honors after averaging 9.2 points and 4.6 assists per game. He led the Big East in assist:turnover ratio with a 2.41 clip.

Pitt returned two starters and six of its top nine players from a team that finished 29-8 overall, advanced to NCAA Sweet Sixteen play for the fourth time in the past six seasons and appeared in a sixth Big East Championship title game in the last seven years. Pitt is also the only program in the Big East to have won over 20 overall games and 10 league games in each of the past seasons.

Pitt Head Coach Jamie Dixon along with seniors Keith Benjamin, Mike Cook and Ronald Ramon represented the Panthers at media day.

2007-08 PRESEASON BIG EAST COACHES' POLL

Rk.	Team	Points
1. ...	Georgetown (8)	217
1. ...	Louisville (8)	217
3. ...	Marquette	191
4. ..	PITT	170
5. ...	Syracuse	153
6. ...	Connecticut	149
7. ...	Villanova	143
8. ...	Providence	141
9. ...	Notre Dame	122
10. ...	West Virginia	112
11. .	DePaul	79
12. .	Cincinnati	62
13. .	Seton Hall	56
14. .	St. John's	52
15. .	Rutgers	32
16. .	South Florida	23

*first place votes in parenthesis

2007-08 PRESEASON ALL-BIG EAST SELECTIONS

2007-08 PRESEASON BIG EAST PLAYER OF THE YEAR

Roy Hibbert, Georgetown

2007-08 PRESEASON BIG EAST CO-ROOKIES OF THE YEAR

Donte' Green, Syracuse
Jonny Flynn, Syracuse

2007-08 PRESEASON ALL-BIG EAST TEAM

*Roy Hibbert, Georgetown, C, Sr., 7-2, 278, Aepphi, Md.

Jeff Adrien, Connecticut, F, Jr., 6-7, 238, Brookline, Mass.

Jonathan Wallace, Georgetown, G, Sr., 6-1, 188, Harvest, Ala.

David Padgett, Louisville, C, Sr., 6-11, 245, Reno, Nevada

Terrence Williams, Louisville, F, Jr., 6-6, 210, Seattle, Wash.

Dominic James, Marquette, G, Jr., 5-11, 185, Richmond, Ind.

Jerel McNeal, Marquette, G, Jr., 6-3, 200, Chicago, Ill.

Geoff McDermott, Providence, F, Jr., 6-7, 230, New Rochelle, N.Y.

Kentrell Gransberry, South Florida, C, Sr., 6-9, 270, Baton Rouge, La.

Eric Devendorf, Syracuse, G, 6-4, 180, Bay City, Mich.

*Scottie Reynolds, Villanova, G, So., 6-2, 195, Herndon, Va.

2007-08 PRESEASON ALL-BIG EAST HONORABLE MENTION

Edgar Sosa, Louisville, G, So, 6-1, 175, New York, N.Y.

Levance Fields, Pittsburgh, G, Jr., 5-10, 190, Brooklyn, N.Y.

*denotes unanimous selection

PITT PLAYERS IN THE CAREER RECORDBOOKS

THREE-POINT FIELD GOALS MADE

259	Jason Matthews	1987-91
239	Sean Miller	1987-92
210	Julius Page	2000-04
209	Brandin Knight	1999-03
196	Jason Maile	1992-97
190	Carl Krauser	2002-06
189	Ronald Ramon	2004-08
167	Jarrett Lockhart	1996-00
152	Jerry McCullough	1991-97
147	Donatas Zavackas	1999-03
134	Vonteego Cummings	1995-99
119	Antonio Graves	2003-07
110	Andre Aldridge	1992-96
99	Levance Fields	2005-08

THREE-POINT FIELD GOAL ATTEMPTS

654	Brandin Knight	1999-03
624	Julius Page	2000-04
574	Sean Miller	1987-92
567	Jason Matthews	1987-91

517	Carl Krauser	2002-06
504	Jarrett Lockhart	1996-00
500	Jason Maile	1992-97
477	Jerry McCullough	1991-96
474	Ronald Ramon	2004-08
401	Vonteego Cummings	1995-99

THREE-POINT FIELD GOAL PERCENTAGE

.457	Jason Matthews	1987-91
.416	Sean Miller	1987-92
.409	Rod Brookin	1986-90
.405	Donatas Zavackas	1999-03
.399	Ronald Ramon	2004-08
.392	Jason Maile	1992-97
.386	Orlando Antigua	1991-95
.379	Antonio Graves	2003-07
.368	Carl Krauser	2002-06
.367	Garrick Thomas	1992-96
.367	Levance Fields	2005-08
.358	Andre Aldridge	1992-96
.337	Julius Page	2000-04

FREE THROW PERCENTAGE

.885	Sean Miller	1987-92
.878	Jason Matthews	1987-91
.823	Ronald Ramon	2004-08
.823	Don Hennon	1956-59
.808	Mike Paul	1969-72
.807	Donatas Zavackas	1999-03
.806	Bob Lovett	1963-66
.790	Demetreus Gore	1984-88
.783	Terry Knight	1974-79

ASSISTS

785	Brandin Knight	1999-03
744	Sean Miller	1987-92
617	Darelle Porter	1987-91
568	Carl Krauser	2002-06
552	Jerry McCullough	1991-96
458	Vonteego Cummings	1995-99
436	Dwayne Wallace	1978-82
378	Curtis Aiken	1983-87
373	Ricardo Greer	1997-01
363	Pete Strickland	1975-79

343	Billy Culbertson	1981-84
329	Keith Starr	1972-75
307	Tom Richards	1972-76
307	Levance Fields	2005-08
300	Demetreus Gore	1984-88
295	Jaron Brown	2000-04
284	Wayne Williams	1975-79
258	Andre Aldridge	1992-97
255	Ronald Ramon	2004-08
244	Julius Page	2000-04

ASSIST:TURNOVER RATIO

2.36	Levance Fields	2005-08
2.32	Sean Miller	1987-92
1.95	Darelle Porter	1987-91
1.93	Brandin Knight	1999-03
1.88	Billy Culbertson	1981-84
1.85	Ronald Ramon	2004-08
1.80	Jerry McCullough	1991-96
1.53	Curtis Aiken	1983-87
1.49	Antonio Graves	2003-07

last six seasons. Last year, Pitt also set a school record with its sixth consecutive 20-overall win and 10-league win season. Prior to the 2001-02 season, Pitt won 20 or more games in only two consecutive seasons.

Pitt's Jamie Dixon (118-32) became the first head coach in school history to guide Pitt to four consecutive NCAA Tournaments. Additionally, Dixon has led Pitt to Sweet Sixteen appearances in two of his first four seasons at Pitt (20004 and 2007). Dixon is the first coach in school history to win 20 or more games in four consecutive seasons. Dixon is one of only nine coaches in NCAA Division I history to win 100 or more games in the first four years of a coaching career. His 105 victories

(2003-07) ranked as the second most victories for a head coach after four seasons in NCAA history. North Carolina State's Everett Case totaled 107 wins from 1947-50. With his 100th career win against Seton Hall on Feb. 19, 2007, Dixon became the fastest coach in school history to reach 100 victories (see chart page 5). His accomplishment also ranks among NCAA Division I's all-time top-15 fastest coaches to reach 100 wins (see page 4).

Recently Dixon completed his fifth December at Pitt with a combined 33-3 monthly record in December. In addition, he is an undefeated 24-0 in November games. Combining his November and December pre-conference games, Dixon owns a 57-3 record and is 60-4 overall vs. non-conference foes. Previously, Dixon won 45 consecutive games in Nov. and Dec. before dropping a contest at No. 7 Wisconsin on Dec. 16, 2006.

Pitt is in its sixth season in the Petersen Events Center and carries an 89-8 all-time record and .917 winning percentage in the building. The .918 winning percentage ranks among the nation's best home court records over the last six years (see chart page 8). Pitt has won 38 of its last 45 Big East home games and is 33-7 against Big East opponents in the Petersen Events Center. Pitt owns a 56-1 record vs. non-conference opponents in the Petersen Events Center. Pitt has also won 77 of its last 78 home games against regular season non-conference opponents.

This year, Pitt played the nation's

most difficult December schedule with games at Duquesne (Dec. 5), at Washington (Dec. 8), vs. Oklahoma State (Dec. 15), vs. Duke (Dec. 20) at Madison Square Garden and at Dayton (Dec. 29).

Pitt has won 94 of its last 122 contests, 37 of its last 55 Big East regular season games and 81 of its last 87 non-conference games. With 12 non-conference wins, Pitt has already notched its seventh consecutive 10-win non-conference season (11-1 in 2007-08, 13-2 in 2006-07, 11-0 in 2005-06, 10-1 in 2004-05, 14-0 in 2003-04, 10-1 in 2002-03 and 11-1 in 2001-02). Additionally, Pitt has won 36 of its last 39 non-conference games dating back to a January 2, 2005 loss to Bucknell. The three losses were at Wisconsin, vs. Oklahoma State in Oklahoma City and at Dayton.

GARY MCGHEE PRODUCES OFF THE BENCH AT SOUTH FLORIDA

With Pitt's starting frontcourt

(DeJuan Blair and Sam Young) in foul trouble with two fouls apiece after only eight minutes, freshman Gary McGhee entered the game and provided a spark off the bench.

The 6-foot-10 inch center threw down a dunk, converted two layups, grabbed four rebounds and played stellar defense on USF's star Kentrell Gransberry. He also provided the go-ahead basket as Pitt never trailed again.

Prior to the USF contest, McGhee had played in only four games with three points and seven rebounds.

DEJAUN BLAIR EARNS NATIONAL FRESHMAN OF THE WEEK HONORS FOR THIRD WEEK; NAMED BIG EAST FRESHMAN OF THE WEEK IN BACK-TO-BACK WEEKS

For the third time this year on Dec. 18, freshman DeJuan Blair was named National Freshman of the Week by Rivals.com. He also earned Big East Rookie of the Week in two

IMPACT OF PITT'S THREE LOSSES

The loss of two starters Levance Fields and Mike Cook along with redshirt freshman Austin Wallace impacts the Panthers in several ways. Below charts the impact on several statistical categories through Pitt's first 12 games:

Stat Category	Pct.	Team	Lost
Minutes	26%	2425	632
Points	28%	941	259
Rebounds	16%	504	80
Assists	47%	199	94
FG Made	26%	349	91
FG Attempts	27%	764	208
3FG Made	31%	75	23
3FG Attempts	31%	237	73

WINNINGEST ACTIVE COACHES BY PCT.

(Records as of January 11, 2008)

Coach	2007-08	Previous	Total	Pct.
	W-L	W-L	W-L	Pct.
Roy Williams, North Carolina	16-0	523-134	539-134	.801
Mark Few, Gonzaga	11-4	209-51	220-55	.800
JAMIE DIXON, PITT	13-2	105-30	118-32	.787
Thad Matta, Ohio State	12-3	183-52	195-55	.780
Bo Ryan, Wisconsin	13-2	525-157	538-159	.780
Mike Krzyzewski, Duke	12-1	775-261	787-262	.750
Jim Boheim, Syracuse	12-4	750-264	762-268	.739
Lute Olson, Arizona	10-5	779-279	789-284	.736
Rick Pitino, Louisville	11-4	494-182	505-186	.731
Tubby Smith, Minnesota	11-3	386-146	397-149	.727

PITT'S LONGEST HOME COURT WIN STREAKS

Pitt's current 11-game home win streak ranks among the school's all-time longest home win streaks. Streaks do not include contests played at Mellon Arena/Civic Arena.

*27-game win streak includes Civic Arena games.

No	Streak	Dates
40	1	1/22/01-2/15/04
*27	12	12/10/73-12/23/75
25	12	12/10/73-12/23/75
16	11	11/19/05-3/3/06
14	1	1/31/87-1/25/88
12	11	11/14/06-1/21/07
12	2	2/9/84-1/22/86
11	1	1/2/64-12/4/65
11	2	2/17/07-current
10	12	12/2/92-2/6/93
9	3	6/04-1/2/05
8	11	11/17/00-1/3/01
7	2	6/62-12/7/63
7	11	11/23/90-1/12/91
7	11	11/20/91-2/10/92

2007-08 SENIOR CLASS: WINNERS

Pitt's 2007-08 senior class of Ronald Ramon, Keith Benjamin and Mike Cook ranks among Pitt's all-time winningest classes. Here is where the threesome ranks among Pitt's top four-year men's basketball periods:

Senior Class	W-L	Pct.
2004-05	108-25	.812
2005-06	104-27	.794
2003-04	107-30	.781
2006-07	105-30	.778
2007-08	87-27	.763
1930-31	80-27	.748
2002-03	89-40	.690
1987-88	81-41	.663
1988-89	81-42	.658
1989-90	78-45	.634
1981-82	74-45	.622
1986-87	75-47	.615

consecutive weeks (Dec. 17 and Dec. 23).

Blair registered his sixth double-double with a 12-point, 15-rebound

YEAR-BY-YEAR NON-CONFERENCE RECORDS

A look at Pitt's non-conference records since joining the Big East Conference:

Year	W-L	Pct.
1982-83	7-4	.636
1983-84	12-2	.857
1984-85	9-3	.750
1985-86	9-3	.750
1986-87	12-3	.800
1987-88	11-2	.846
1988-89	7-5	.583
1989-90	6-5	.545
1991-92	9-6	.600
1992-93	8-1	.889
1993-94	6-2	.750
1994-95	4-4	.500
1995-96	5-3	.625
1996-97	7-6	.538
1997-98	5-3	.625
1998-99	9-2	.818
1999-00	8-3	.727
2000-01	9-4	.692
2001-02	11-1	.917
2002-03	10-1	.909
2003-04	14-0	1.000
2004-05	10-1	1.000
2005-06	11-0	1.000
2006-07	13-2	.867
2007-08	12-1	.923
Total	226-71	.761

PITT'S BEST HOME COURT WINNING PERCENTAGES

Pitt's 9-0 home record this year ranks among the school's top home record percentages (modern era):

Year	W-L	Pct.
2002-03	16-0	1.000
1973-74	13-0	1.000
1974-75	10-0	1.000
2007-08	9-0	1.000
2003-04	19-1	.950
2005-06	16-1	.941
2001-02	16-1	.941
1963-64	10-1	.909
1987-88	10-1	.909
1990-91	9-1	.900
2006-07	16-2	.889

performance vs. Villanova on Jan. 6. The game marked his ninth double

PITT'S BEST DEFENSIVE SEASONS

Pitt yielded 62.3 points per game in 2007-08. Here is where that mark ranks among the school's best defensive points per game averages:

PPG	Year	W-L
56.4	2003-04	31-5
59.2	2002-03	28-5
59.3	1951-52	10-12
60.9	2001-02	29-6
62.0	1950-51	9-17
62.3	2007-08	13-2
62.8	2006-07	29-8
63.1	2005-06	25-8
63.5	2004-05	20-8
64.7	1983-84	18-13
64.8	1979-80	17-12

TOP BIG EAST CONSECUTIVE WIN STREAKS

Here is a look at Pittsburgh's longest regular season conference win streaks:

Wins	Date
12	2/2/02-1/25/03
10	2/18/03-1/17/04
8	1/24/87-2/14/87
6	1/9/88-2/3/88
6	2/28/05-1/21/06
5	1/24/07-2/12/07
5	1/4/07-1/21/07
4	3/3/01-1/8/02
4	3/4/95-1/13/96
4	1/12/93-1/23/93
4	2/11/89-2/20/89
4	2/2/85-2/13/85
4	1/29/83-2/7/83

figure scoring and seventh double figure rebounding game.

In Pitt's 65-64 overtime win vs. No. 6 Duke at Madison Square Garden, Blair registered his fifth career double-double with 15 points and a career-high 20 rebounds. He became just the third freshman in school history to grab 20 or more rebounds in a game. Mel Bennett had 21 rebounds in 1975 and Sam Clancy grabbed 20 rebounds in 1979.

On the year, Blair is averaging 11.7 points, 9.6 rebounds and 2.3

PITT'S WINNINGEST SEASONS

A look at Pitt's all-time 20-win seasons (by victories):

Year	W-L
2003-04	31-5
2001-02	29-6
2006-07	29-8
2002-03	28-5
1973-74	25-4
2005-06	25-8
1986-87	25-8
1987-88	24-7
1929-30	23-2
1927-28	21-0
1990-91	21-12
1930-31	20-4
2004-05	20-9
1981-82	20-10

PITT'S BEST BIG EAST RECORDS

A look at Pitt's best Big East regular season records (by victories):

W-L	Season
13-3	2003-04
13-3	2002-03
13-3	2001-02
12-4	2006-07
12-4	1987-88
12-4	1986-87
10-6	2005-06
10-6	2004-05
10-8	1996-97
9-7	1990-91
9-7	1988-89

steals per game through his first 15 contests. He also has six double-doubles on the season. Additionally, his rebounding average of 9.6 rebounds per game ranks No. 24 among national leaders.

SAM YOUNG BECOMES OFFENSIVE FORCE

Junior forward Sam Young has started the 2007-08 season on fire.

Through Pitt's first 15 games, Young is leading Pitt in scoring (17.8 ppg), averaging 6.9 rebounds per game, shooting 54.3 percent (101-186) from the floor and 47.1 percent (16-34) from 3-point range while averaging only 29.6 minutes per game. He also registered three

PETERSEN EVENTS CENTER NUMBERS

Entering its sixth basketball season, the Petersen Events Center has provided Pitt a tremendous homecourt advantage. Consider the following facts:

Total Games: 97 (100th all-time game: vs. Rutgers, Jan. 26, 2007)
Overall Record: 89-8 (.918)
Big East Record: 33-7 (.825)
Non-Conference Record: 56-1 (.982)

Consecutive Wins at the Petersen Events Center: 34 (11/23/02-2/29/04)

Consecutive Losses: 2 (two times)
Consecutive Non-Conference Wins: 28 (11/23/02-1/2/05), 28 currently (11/19/05-current)

Consecutive Non-Conference Losses: 1 (Bucknell)

Average Victory Margin: 18.7 points per game (6760-5093, 89 wins)
Average Non-Conference Victory Margin: 22.6 (4335-3071, 56 wins)
Average Margin of Loss: 4.9 points (Pitt: 497, Opp: 536, 8 losses)
Pitt Victories by 10 points or more: 70
Pitt Victories by 20 points or more: 22
Pitt Victories by 30 points or more: 15
Pitt Victories by 40 points or more: 4

Pitt Points Per Game: 73.7 ppg.
Opponents' Points Per Game: 58.1 ppg.

Opponents held to 60 points or less: 57 of 97
Opponents held to 70 points or less: 89 of 97
Big East Opponents held to 60 points or less: 15 of 40
Big East Opponents held to 70 points or less: 35 of 40
Non-Conference Opp. held to 60 points or less: 42 of 57
Non-Conference Opp. held to 70 points or less: 54 of 57
Consecutive Opponents held to 60 points or less: 9 (11/27/02-1/18/03)
Consecutive Opponents held to 70 points or less: 22 (1/17/04-2/23/05); 21 (11/23/02-12/13/03)

Most Points Scored by Pitt: 103 (Houston Baptist, 11/9/07)
Most Points Scored-Opponent: 97 (Notre Dame, 1/4/06)
Least Points Scored by Pitt: 46-OT (Syracuse, Feb. 29, 2004)
Least Points Scored-Opponent: 37 (Penn State, Dec. 6, 2003)

Largest Victory: 47 (Buffalo, Nov. 23, 2007, 92-45)
Largest Loss: 13 (Louisville, Feb. 12, 2007, 66-53)
Closest Win: 1 point (Georgetown, Jan. 25, 2003, 65-64)

Largest Big East Win: 36 (West Virginia, Feb. 12, 2003, 82-46)
Largest Big East Loss: 13 (Louisville, Feb. 12, 2007, 66-53)

Record vs. Ranked Teams (AP poll): 6-2
Record on Senior Day: 3-2
Record on Opening Day: 6-0
Overtime Record: 1-2
Double Overtime Record: 1-0

PITT'S LOSSES (8)

Date	Opponent	W/L	Pitt	Opp
Feb. 24, 2004	*Syracuse (OT)	L	46	49
Jan. 2, 2005	Bucknell	L	66	69
Jan. 5, 2005	*Georgetown	L	64	67
Feb. 23, 2005	*West Virginia	L	66	70
Feb. 26, 2005	*Connecticut	L	64	73
March 3, 2006	*Seton Hall	L	61	65
Jan. 21, 2007	*Marquette (OT)	L	74	77
Feb. 12, 2007	*Louisville	L	53	66
	Total		497	536

No team has defeated Pitt twice at the Petersen Events Center.

WHAT PITT RETURNED IN 2007-08

Category	Percent Returning
Last year's starters:	40% (2 of 5)
Last year's total starts:	41% (76 of 185)
Team's top-10 in minutes played:	70% (7 of 10)
Total minutes played:	59% (4428 of 7501)
Points scored:	60% (1570 of 2637)
Field goals made:	58% (553 of 961)
Field goal attempts:	58% (553 of 961)
3-point FG made:	79% (182 of 229)
3-point FG attempts:	77% (464 of 599)
Offensive rebounds:	50% (222 of 445)
Defensive rebounds:	54% (475 of 884)
Total rebounds:	52% (697 of 1329)
Assists:	66% (427 of 647)
Blocked shots:	23% (30 of 133)
Steals:	63% (123 of 194)

PITTSBURGH CITY LEAGUE PLAYERS

DeJuan Blair becomes the first Pittsburgh City League player to compete for Pitt since Darelle Porter from 1987-91 and the first Schenley H.S. product to play for the Panthers since Wayne Williams from 1975-79. Here is a list of Pittsburgh City League players to play basketball for the Panthers since 1962:

Years	Player	Pos.	High School
1969-73	Cleveland Edwards	G	Fifth Avenue H.S.
1970-72	Chris Jones	F	Westinghouse H.S.
1971-74	Sam Fleming	G	Fifth Avenue H.S.
1971-75	Kirk Bruce	G	South Hills H.S.
1972-73	Leroy Freeman	G	Westinghouse H.S.
1973-77	Frank Boyd	G	Oliver H.S.
1974-76	Ralph McClelland	C	Allegheny H.S.
1974-75	Mel Bennett	C/F	Peabody H.S.
1975-79	Wayne Williams	G/F	Schenley H.S.
1976-78	Sonny Lewis	G	Schenley H.S.
1976-79	Kelvin Smith		Schenley H.S.
1977-81	Sam Clancy	F	Fifth Avenue H.S.
1984-86	Darryl Shepard	F	Peabody H.S.
1987-91	Darelle Porter	G	Perry Traditional H.S.
2007-08	DeJuan Blair	F/C	Schenley H.S.

NATION'S TOP HOMECOURT WINNING PERCENTAGES (LAST FIVE SEASONS)

(Research is as of the opening of Pitt's Petersen Events Center, as of May, 2007)

School	W-L	Pct.	06-07	05-06	04-05	03-04	02-03
Southern Illinois	65-3	.956	12-0	11-2	15-0	13-1	14-0
Wisconsin	79-4	.952	19-0	14-2	15-1	15-0	16-1
Gonzaga	62-4	.939	13-2	15-0	13-0	11-0	10-2
Illinois	70-5	.933	14-3	15-1	15-0	12-1	14-0
Kansas	73-7	.913	16-2	14-2	15-1	15-1	13-1
Duke	72-7	.911	15-4	14-1	14-1	14-1	15-0
PITT	80-8	.909	16-2	16-1	13-4	19-1	16-0
Memphis	79-9	.898	16-0	19-1	15-6	15-0	14-2
Michigan State	70-8	.894	18-1	12-2	14-1	12-2	14-2
Florida	72-10	.878	17-0	16-2	13-3	11-4	15-1
Connecticut	76-11	.873	15-5	16-0	14-3	17-1	14-2
Oklahoma State	65-10	.867	14-2	11-5	12-1	15-0	13-2
North Carolina	66-11	.857	15-1	13-4	15-0	12-2	11-4
Kentucky	61-11	.847	14-2	10-5	14-1	11-2	12-1
Syracuse	77-14	.846	16-4	14-5	16-2	14-3	17-0
Arizona	65-12	.844	11-5	12-3	15-1	13-2	14-1

PITT IN THE NATIONAL RANKINGS

A look at where Pitt ranked among the nation's top-25 this season:

Date	AP	ESPN
Preseason	22	20
Nov. 12	19	19
Nov. 19	17	17
Nov. 26	14	11
Dec. 3	12	9
Dec. 10	11	9
Dec. 17	11	9
Dec. 24	6	6
Dec. 31	13	13
January 7	20	18

ARV-also receiving votes

double-doubles, has five 20-plus scoring games and set career-highs for scoring and rebounding two different times.

Named the Big East Player of the Week on Nov. 19, he became the first player at Pitt to earn Big East Player of the Week honors since the conference expanded to 16 schools.

Dating back to last season, Young has reached double figure scoring in 23 of his last 26 games played. He has reached double figures in each of Pitt's 15 games this year.

LEVANCE FIELDS CONTINUED HIS OUTSTANDING BALL HANDLING BEFORE INJURY

Prior to his injury suffered at Dayton, point guard Levance Fields continued his top notch ball handling as the junior has contributed 65 assists and only 23 turnovers in Pitt's first 12 games. His assist:turnover ratio is a phenomenal 2.83, which ranks among the nation's top-15 performers. Last year he finished with a school-record 2.41 season assist:turnover ratio in 2006-07. He currently owns Pitt's school record for assist:turnover ratio with a 2.36 mark.

Fields was named the Big East's Player of the Week after he hit his 3-pointer and scored 21 points to defeat Duke at Madison Square Garden.

FRESHMAN BLAIR HAS OUTSTANDING FRESHMAN DEBUT GAME WITH DOUBLE-DOUBLE

Blair became the first freshman

to start his first game at Pitt since Ronald Ramon made his first career start in 2004. The 6-7, 265-pound Pittsburgh product guided Schenley to the 2007 state title. He attended high school a little over a mile from the Petersen Events Center and grew up in a house just 600 yards from the arena.

With his 20-point, 14 rebound performance, Blair became the first freshman to register a double-double in a debut game since 1987 when Sean Miller scored 13 points and added 11 assists. His 20 points and 14 rebound totals both rank second on Pitt's all-time best debut performances. Ricardo Greer scored 21 points in his debut in 1997 and Sam Clancy pulled down 16 rebounds in his debut game in 1977.

Prior to Ramon's debut in 2004, Ricardo Greer made his first career start on opening day in 1997.

PITT-SOUTH FLORIDA POST-GAME NOTES

- The game was Pitt's second Big East Conference contest of the season. For the first time since the 1995-96 season, Pitt opens Big East play on the road in consecutive games: at Villanova (Jan. 6) and at South Florida

- (Jan. 9).
- The game marked Pitt Head Coach Jamie Dixon's 150th career game. Dixon improved to 118-32 overall and 46-20 in Big East play in his five-year head coaching career. Amazingly, Dixon has lost back-to-back games only five times in his five-year career.
- No. 20 ranked Pitt improved to 13-2 overall and 1-1 in Big East play.
- With his team-high 22 points this evening, Sam Young scored over 20 points for the sixth time in his career. He reached double figure scoring for the 15th time this season and 43rd time in his career. He has now notched double figure scoring games in 23 of his last 26 games played. Young has led Pitt in scoring in eight of Pitt's 15 games played.
- With his 20-point, 8-12 field goal and 3-5 3-point performance, Keith Benjamin tied a career scoring high, matching his 20 points scored vs. Lafayette on Jan. 2, 2008 and set career-highs for field goals made (8), field goal attempts (12) and minutes played (37). Benjamin reached double figure scoring for

- the third consecutive game. Over the last three games and three consecutive starts, Benjamin has scored 55 points (18.3 ppg.) while converting 70 percent (21-30) of his field goal attempts. He has also hit 57.1 percent (8-14) of his 3-point attempts. The 20 points marked his 12th career double figure scoring game. Benjamin has also averaged 34.0 minutes played per game during that stretch.
- Freshman Gary McGhee set career-highs in a variety of statistics: minutes played (12), points scored (6), field goals made (3), field goal attempts (5) and rebounds (4). After DeJuan Blair and Sam Young both picked up their second fouls, McGhee came on to play 12 minutes in the first half. He began with a dunk. It was the fifth game played of his career.
- With his 10 points, Gilbert Brown reached double figure scoring for the fourth consecutive game and fifth time in his career. He made his fourth consecutive start for Pitt and matched his career-high for assists with four.
- With his 12 points and nine re-

NCAA DIVISION I FASTEST TO 100 WINS

Source: 2007 NCAA Men's Basketball Recordbook, page 152.

Coach, School(s)	Games	Won	Lost	Pct.	Season	Year
Doc Meanwell, Wisconsin & Missouri	109	100	9	.917	7th	1918
Buck Freeman, St. John's (NY)	110	110	10	.909	5th	1932
Adolph Rupp, Kentucky	116	100	16	.862	6th	1936
Jim Boeheim, Syracuse	117	100	17	.855	4th	1980
Jerry Tarkanian, Long Beach State	117	100	17	.855	5th	1973
Everett Case, North Carolina State	120	100	20	.833	4th	1950
Fred Taylor, Ohio State	120	100	20	.833	5th	1963
Lew Andreas, Syracuse	122	100	22	.820	7th	1931
Denny Crum, Louisville	122	100	22	.820	5th	1976
Everett Dean, Carleton & Indiana	122	100	22	.820	7th	1929
Clair Bee, Rider & Long Island	123	100	23	.813	5th	1934
Don Haskins, UTEP	125	100	25	.800	5th	1966
Nat Holman, CCNY	125	100	25	.800	10th	1929
Buster Sheary, Holy Cross	125	100	25	.800	5th	1953
JAMIE DIXON, PITT	126	100	26	.794	4th	2007
Mark Few, Gonzaga	126	100	26	.794	4th	2003
Tony Hinkle, Butler	126	100	26	.794	7th	1933
Ray Meyer, DePaul	126	100	26	.794	6th	1948
Harry Combes, Illinois	127	100	27	.787	6th	1953
Peck Hickman, Louisville	127	100	27	.787	6th	1949
Vic Bubas, Duke	128	100	28	.781	5th	1964
Hugh Greer, Connecticut	129	100	29	.775	6th	1952
Roy Williams, Kansas	129	100	29	.775	4th	1992
Speedy Morris, LaSalle	130	100	30	.769	4th	1990
Fred Schaus, West Virginia	130	100	30	.769	5th	1959
Clifford Wells, Tulane	130	100	30	.769	6th	1951
Thad Matta, Butler & Xavier	130	100	30	.769	4th	2004
Harry Fisher, Columbia	131	100	31	.763	10th	1916
Joseph Lapchick, St. John's (NY)	131	100	31	.763	7th	1943
Nolan Richardson, Tulsa	131	100	31	.763	5th	1985
Gale Catlette, Cincinnati	132	100	32	.758	5th	1977
Jack Ramsey, Saint Joseph's	132	100	32	.758	5th	1960
Bruce Stewart, WV Wesleyan & Midd. Tenn.	132	100	32	.758	4th	1986

bounds, DeJuan Blair notched his eighth career double figure scoring game.

- Senior walk-on Maurice Polen was awarded an academic scholarship earlier in the week.
- Since injuries to LeVance Fiel and Mike Cook, Pitt is 2-1. Since the injuries, Pitt has shot 55.2 percent (91-165), hit 53.5 percent of its three-pointers (23-43) and scored 79.3 points per game.
- Pitt improved to 3-2 on the road this season. Pitt is now 11-5 on the road combining each of its last two seasons (8-3 in 2006-07).
- Pitt improved to 2-2 all-time vs. South Florida. It was the first time Pitt traveled to South Florida since the Bulls entered the Big East Conference in 2005-06. The game marked the first time Pitt played at South Florida since the 1975 season.
- The win improved Pitt to 11-4 vs. Big East Conference teams added in 2005-06: Cincinnati (2-0), DePaul (2-0), Louisville (3-1), Marquette (2-3), South Florida (2-0).
- Pitt Head Coach Jamie Dixon improved to 2-0 vs. South Florida.
- Pitt held South Florida to 66 points on the evening. It has limited 12 of its first 15 opponents to 70 points or less. Furthermore, since Jamie Dixon became head coach Pitt has held 124 of its 150 opponents under 70 points. Additionally, it has held 53 of its last 66 Big East opponents under 70 points.
- Pitt outrebounded South Florida 36-32. It has now outrebounded 12 of its 15 opponents this season and is 11-1 when outrebounding its opponent.

NON-CONFERENCE SUCCESS

Pitt has won 36 of its last 39 games against non-conference opponents. It has compiled a 12-1 2007-08 non-conference slate after concluding the 2006-07 season with a 13-2 non-conference record. In 2005-06, Pitt completed its non-conference schedule undefeated (11-

WAITING IN THE WINGS

A key to Pitt's success over the past few seasons has been its ability to replace experienced and productive starters year after year. Here is a look at how Jamie Dixon has replaced experienced players with players "waiting in the wings":

2002-03 (251 career starts) Brandin Knight (PG) Ontario Lett (C) Donatas Zavackas (PF)	2003-04 (31-5) Carl Krauser (PG) Chris Taft (C) Chevon Troutman (PF)
2003-04 (289 career starts) Julius Page (SG) Jaron Brown (SF)	2004-05 (20-9) Ronald Ramon (SG) Mark McCarroll (SF)
2004-05 (147 career starts) Chevon Troutman (PF) Chris Taft (C) Mark McCarroll (SF)	2005-06 (25-8) Levon Kendall (PF) Aaron Gray (C) Antonio Graves (G)
2005-06 (122 career starts) Carl Krauser (PG)	2006-07 (29-8) LeVance Fields (PG)
2006-07 (211 career starts) Aaron Gray (C) Antonio Graves (G) Levon Kendall (PF)	2007-08 DeJuan Blair (C) Ronald Ramon (G) Sam Young (PF)

0) for just the second time in school history. Pitt went 14-0 in 2003-04. Pitt has now won 10-plus non-conference games in each of the last seven seasons (12-0 in 2007-08, 13-2 in 2006-07, 11-0 in 2005-06, 10-1 in 2004-05, 14-0 in 2003-04, 10-1 in 2002-03 and 11-1 in 2001-02). It has compiled a 80-6 non-conference record over the last seven years.

Additionally, the Panthers are 56-1 overall (.982) against non-conference foes in the Petersen Events Center and have won 77 of their last 78 home games against non-conference opponents.

HOME COURT SUCCESS

Pitt is currently on a 11-game home win streak. Pitt owns an 89-8 record and .917 winning percentage in the six-year old Petersen Events Center (16-0 in 2002-03, 19-1 in 2003-04, 13-4 in 2004-05, 16-1 in 2005-06, 16-2 in 2006-07, 9-0 in 2007-08).

Pitt also owns a 33-7 regular season record vs. Big East East opponents in the Petersen Events Center. Pitt opened the Petersen Events Center with 34 straight home wins.

PITT RANKED AMONG THE NATION'S TOP-25

Pitt enters the 10th week of the 2007-08 season ranked No. 20 in the Associated Press poll and No. 18 in the ESPN/USA Today coaches' poll.

Last season Pitt was ranked as high as No. 2 for two straight weeks. The No. 2 ranking marked the first time Pitt has been ranked as high in both polls since January 28, 2003. The No. 2 rankings also tied for the highest ranking in school history.

Pitt remains ranked among the nation's top-25 teams in the Associated Press poll for the 38th consecutive poll. Since January 7, 2002, Pitt has been ranked among the nation's top-25 in 104 of the last 113 national polls. Additionally, Pitt has been ranked among the nation's top-10 teams in each of the last seven seasons (2001-08).

DIXON AND WINNING

In 2006-07, Jamie Dixon (118 wins currently overall) became the first coach in school history to win both 20-plus overall games and 10-plus league games in four consecutive seasons. He became the fastest coach to reach 100 wins at Pitt. His

76 wins over his first three seasons as Pitt's head coach ranked sixth among the top-10 NCAA Division I coaches for a best three-year start.

In 2003-04, Dixon guided Pitt to a 31-5 record, 20-9 slate in 2004-05, 25-8 record in 2005-06 and 29-8 slate in 2006-07. He coached in his 100th career game vs. Delaware State on Nov. 14, 2006.

Dixon also ranks first all-time among Big East coaches in conference winning percentage (Big East games only) with a current .688 mark (53-24). See chart on page 4.

Dixon currently sports a .787 winning percentage.

BACK-TO-BACK LOSSES A RARITY FOR PITT, DIXON

With losses at Wisconsin and Oklahoma State in December, 2006, Pitt dropped back-to-back games for only the fifth time in Head Coach Jamie Dixon's five seasons as head coach at Pitt. Dixon's teams have only lost three in a row on one occasion: Feb. 20-Feb. 26, 2005 (at Villanova, West Virginia and Connecticut).

CLOSE QUALITY LOSSES

Pitt has two losses in 2007-08: at Villanova (one point) and at Dayton (25 points). The Dayton game was by a large margin for Pitt standards.

Over the last five years, Pitt's 32 losses have been by a combined 213 points for a 6.7 average points per loss.

Pitt's eight losses in 2006-07 came by an uncharacteristic average of 10.0 points per game (80 points). Two of the eight losses were either in overtime or double overtime. Pitt's 23-point loss to Georgetown (65-42) in the Big East Championship Final, 14-point loss at Wisconsin (89-75) on Dec. 16 and its 13-point loss to Louisville (66-53) were uncharacteristic of the Pitt program. Pitt's eight losses in 2005-06 came by a combined 33 points and an average of 4.1 points per loss. In 2004-05, Pitt's nine losses came by a combined 52 points (5.8 average margin of loss). In 2003-04, Pitt's five losses came by a combined 22 points for a 4.4 average.



Since Jamie Dixon became head coach, only five losses during his five-year tenure—Pitt’s 25-point loss at Dayton (Dec. 29, 2007), its 23-point loss to Georgetown (March 10, 2007), a 13-point loss to Louisville (66-53 on Feb. 12), its 14-point loss at Wisconsin (89-75 on Dec. 16, 2006) and a 12-point loss to Oklahoma State (63-51) in the 2004 NCAA Regional—came by more than 10 points.

Amazingly, Dixon has lost 16 of his 32 losses by four points or less.

DECEMBER SUCCESS

Pitt Head Coach Jamie Dixon concluded his fifth December as head coach with a 33-3 record in December contests. Overall against non-conference competition, Dixon sports a 60-4 record and .938 winning percentage.

NOVEMBER SUCCESS

Pitt Head Coach Jamie Dixon concluded November, 2007 with an undefeated 24-0 career record in November contests. Combining his November and December games, Dixon is 56-3 in early season games.

LEVANCE FIELDS IS A CANDIDATE FOR THE BOB COUSY AWARD FOR SECOND CONSECUTIVE SEASON

For the second consecutive season, Levance Fields is a candidate for the Bob Cousy Award, which honors the nation’s top point guard.

As a sophomore last year, Fields was named one of 17 finalists for the award.

Fields is following in the footsteps of successful Pitt point guards as Carl Krauser was a back-to-back finalist in the 2004-05 and 2005-06 seasons. Brandin Knight was a finalist in 2001-02 and 2002-03.

UNDER 70 DEFENSIVE MENTALITY

Defense has been a key ingredient to Pitt’s success over the last seven seasons. Following are some defensive notes:

- Pitt has limited 12 of its first 15 opponents to 70 points or less in 2007-08. The three opponents who have scored over 70 points vs. Pitt this year is Washington

(74 points on Dec. 8), Dayton (80 points on Dec. 29) and Lafayette (75 points on Jan. 2).

- In 2006-07, Pitt limited 31 of its 37 opponents to 70 points or less. Opponents averaged 62.8 points per game against Pitt on the year. Only two of 16 Big East regular season opponents has scored over 70 against Pitt this season (77, Marquette in overtime on Jan. 21, 2007 and 75, Marquette on March 3, 2007).
- In 2005-06, Pitt limited 26 of its 33 opponents to 70 points or less. Only five of 16 Big East regular season opponents in 2005-06 scored more than 70 points against Pitt.
- Over the last four seasons (2004-08), Pitt has limited 42 of its 50 Big East regular season opponents to 70 points or less.
- In 2004-05, Pitt limited 11 of the 16 Big East regular season opponents under 70 points. Only six of its 29 opponents in 2004-05 (at West Virginia-70, at Villanova-80, at West Virginia-83, Penn State-71, Connecticut, 73, at Notre Dame, 77) managed to score 70-plus points against Pitt.
- Pitt has held 53 of its last 66 Big East regular season opponents to 70 points or less dating back to Jan. 12, 2004.
- Additionally, since Jamie Dixon became head coach, Pitt has held 124 of its 150 opponents under 70 points.

HOME SWEET HOME

In a *Sports Illustrated* poll, Big East Conference players voted Pitt’s Petersen Events Center as the most difficult place to play in the league. Here are some facts to support that statement:

- Pitt has won 95 of its last 104 home games which includes a 40-game home win streak in 2004.
- Over the last seven seasons, Pitt is a combined 105-9 in home games (16-1 in 2001-02, 16-0 in 2002-03, 19-1 in 2003-04, 13-4 in 2004-05, 16-1 in 2005-06, 16-2 in 2006-07 and 9-0 in 2007-08). Its 19 home wins in

2003-04 set school record for most home victories in a season.

- Pitt has lost just eight times in the Petersen Events Center and sports a 89-8 record (.917) in the six-year old arena. The eight losses are to Louisville, Connecticut, West Virginia, Syracuse, Bucknell, Georgetown, Seton Hall and Marquette. No opponent has defeated Pitt more than one time in the Petersen Events Center.
- Pitt won its first 34 consecutive games in the Petersen Events Center. The 34-game win streak to open the new arena ranks third all-time among winning streaks to open new arenas (51-UCLA in 1964, 41-Providence in 1971-72 and 34-Pitt, 2002-04).
- Pitt has won 38 of its last 44 Big East league home games and is 33-7 against Big East oppo-

nents in the Petersen Events Center.

- Pitt has won 28 consecutive home games against non-conference opponents at the Petersen Events Center. That tied the record of 28 consecutive non-conference home wins set from Nov. 23, 2002-Jan. 2, 2005. Pitt needs a win its non-conference home opener next year to break the record.
- Pitt owns a 56-1 record vs. non-conference opponents in the Petersen Events Center. Bucknell was the only non-conference team to defeat the Panthers.
- Pitt has won 77 of its last 78 home games against regular season non-conference home opponents. In addition, the Panthers are 81-2 in their last 83 regular season non-conference home games.

PITT-SETON HALL SERIES GAME-BY-GAME

SETON HALL (27-19)

GP: 46; H: 16-6; A: 10-11; N: 1-2; OT: 0-2.

Big East: 25-18 (H: 16-6; A: 9-12).

BET: 1-1.

1-Point Games: 1-2.

2-Point Games: 2-2.

Most Points: 96 (3/6/87).

Fewest Points: 51 (12/8/96).

Largest Win: 32 (3/5/03).

Largest Loss: 26 (3/5/94).

Win Streak: 5 (2/32/84-1/7/86).

Loss Streak: 4 (2/9/93-1/30/96).

Date	Site	W/L	Pitt	SHU				
12/27/56	N	W	76	66	1/20/90	H*	W	65 63
1/22/83	H*	W	78	68	2/20/90	A*	L	81 86
2/22/83	A*	L	68	74	2/4/91	H*	W	86 80
1/21/84	A*	W	71	59	2/12/91	A*	L	73 83
2/22/84	H*	W	71	62	3/8/91	N&	L	69 70
2/2/85	A*	W	64	62	1/2/92	H*	W	77 68
2/9/85	H*	W	80	68	2/17/92	A*	L	63 82
1/7/86	A*	W	81	66	1/16/93	H*	W	76 73
2/1/86	H*	L	73	85	2/9/93	A*	L	73 91
1/14/87	A*	W	87	85	1/15/94	H*	L	67 76
1/28/87	H*	W	95	81	3/5/94	A*	L	54 80
3/6/87	N&	W	96	88	1/25/95	H*	L	70 72
2/22/88	A*	L	72	89	3/4/95	A*	W	76 72
3/2/88	H*	L	79	83	1/30/96	H*	W	75 69
1/25/89	A*	W	82	79	12/8/96	A*	L	51 53
2/18/89	H*	W	82	76	2/8/97	H*	W	79 71
					3/1/98	A*	L	70 81
					2/8/99	A*	L	61 77
					2/27/99	H*	W	59 58
					1/16/00	H*	L	68 80
					1/13/01	H*	W	77 65
					2/15/01	A*	W	68 61
					2/7/02	H*	W	70 65
					2/26/02	A*+	W	73 66
					2/15/03	A*	L	61 73
					3/5/03	H*	W	86 54
					2/9/04	A*2+	L	67 68
					1/15/05	H*	W	67 63
					3/3/06	H*	L	61 65
					2/19/07	A*	W	71 68

JAMIE DIXON COACHING NOTES

TCU '87 • FIFTH YEAR AS HEAD COACH (2003-08) • NINTH YEAR AT PITT (1999-2008)

HEAD COACHING ACHIEVEMENTS

- Became the first coach in school history to guide Pitt to four consecutive 20-win seasons and four straight 10-win Big East regular seasons.
- First head coach in school history to lead Pitt to four straight NCAA Tournaments.
- Guided Pitt to two NCAA Sweet Sixteen appearances (2004 and 2007).
- His 105 wins rank tied for second among the all-time best starts to an NCAA Division I coaching career after four seasons.
- Is one of only nine coaches in NCAA Division I history to win over 100 games during the first four seasons of a coaching career.
- Reached 100 wins at Pitt faster than any other coach in school history. Dixon needed only 126 games to reach the milestone. Only 14 coaches in the history of college basketball reached 100 career victories faster than Dixon.
- Advanced to the Big East Championship Final in three of his first four seasons as head coach at Pitt.
- In 2003-04, became the first rookie head coach in Big East history to both guide his team to the league's regular season title and earn Big East Coach of the Year honors. Dixon earned those accolades after leading the Panthers to their third consecutive Big East regular season title and second all-time outright Big East title.

- His 31 victories as a first-year head coach in 2003-04 rank as the third all-time highest total in NCAA Division I history for a first-year head coach.
- Led Pitt on an 18-game win streak to begin his career and 2003-04 season, a streak which ranks as the third best start for a rookie head coach in NCAA history.
- Guided Pitt to the 2003-04 Big East outright regular season title in his rookie season as head coach.
- Ranks among the top-5 current winningest active coaches by percentage (see chart page 6).

DIXON AS AN ASSISTANT

- Associate Head Coach, University of Pittsburgh (1999-2003).
- Assistant Coach, University of Hawaii (1998-99).
- Assistant Coach, Northern Arizona University (1994-98).
- Assistant Coach, University of Hawaii (1992-94).
- Graduate Assistant, UC-Santa Barbara (1991-92).
- Assistant Coach, Los Angeles Valley Junior College (1989-91).

DIXON COACHING TREE

- Dixon has had several coaches serve under him who have gone on to become head or assistant coaches at other schools: John Alesi, Assistant Coach-Manhattan; David Cox, Assistant Coach, Georgetown; Joe Lombardi, Head Coach, Indiana (Pa.); Mike Rice, Head Coach-Robert Morris; Barry

Rohrsen, Head Coach-Manhattan.

DIXON AS A PLAYER

- Played at Texas Christian University from 1984-87 under head coach Jim Killingsworth.
- All-Southwest Conference selection in 1987, SWC All-Academic selection and led the SWC in assists as a senior in 1986-87.
- Hit game-winning halfcourt shot to defeat Texas as a senior.
- Named MVP of the 1987 All-College Classic in Oklahoma City while guiding TCU to the title.
- Inducted into the TCU Athletic Hall of Fame, 2007.
- Played professionally in the Continental Basketball Association (Lacrosse Catbirds) and overseas in New Zealand.

DIXON AND HIS FAMILY

- Brother of the late Maggie Dixon, who served as head women's basketball coach at the United States Military Academy (2005-06) and as an assistant at DePaul. Maggie passed away in April, 2006). Dixon's Pitt's men's team participated in the first Maggie Dixon Classic, held at West Point. The second Maggie Dixon Classic was held at Madison Square Garden as a women's only event.
- Son of Jim & Marge Dixon who reside in Los Angeles. Sister Julie is an attorney in Los Angeles.
- Wife Jacqueline, son Jack Connor (June 2, 2002) and Shannon Iwalani (Feb. 24, 2004).

DIXON VERSUS OPPONENTS

Opponent	W-L
Alabama	1-0
Albany	1-0
Auburn	2-0
Boston College	3-0
Boston U.	1-0
Bradley	0-1
Bucknell	0-1
Buffalo	2-0
Central Florida	1-0
Chicago State	1-0
Cincinnati	2-0
Connecticut	3-4
Coppin State	2-0
Dayton	1-1
Delaware State	1-0
DePaul	2-0
Duquesne	5-0
Duke	1-0
Florida A&M	1-0
Florida State	2-0
Georgetown	2-4
Georgetown (Ky.)	1-0
Georgia	1-0
Houston Baptist	1-0
Howard	1-0
Lafayette	1-0
Louisville	3-1
Loyola (Md.)	1-0
Kent State	1-0
Maine	1-0
Marquette	2-3
Massachusetts	1-0
Memphis	1-0
Miami, Fla.	1-0
Mississippi Valley State	1-0
Murray State	1-0
New Hampshire	1-0
North Carolina A&T	1-0
Northeastern	1-0
Notre Dame	5-0
Oakland	1-0
Oklahoma State	1-2
Pacific	0-1
Penn State	3-0
Providence	5-0
Richmond	1-0
Robert Morris	4-0
Rutgers	3-0
St. Francis (NY)	1-0
St. Francis (Pa.)	2-0
Saint Louis	1-0
St. John's	3-2
Saint Peters	1-0
Seton Hall	2-2
South Carolina	2-0
South Florida	2-0
Syracuse	5-2
Toledo	1-0
UCLA	0-1
Washington	2-0
West Virginia	5-3
Western Michigan	1-0
William & Mary	1-0
Wisconsin	2-1
Vermont	1-0
Villanova	3-3
Virginia Commonwealth	1-0
Virginia Tech	2-0
Wright State	1-0
Youngstown State	1-0
Career Record	118-32

DIXON BY THE YEARS (2003-08)

Year	Overall		Big East		BET		NCAA		Non-Conf.		Home	
	W-L	Pct.	W-L	Pct.	W-L	Pct.	W-L	Pct.	W-L	Pct.	W-L	Pct.
2003-04	31-5	.861	13-3	.813	2-1	.667	2-1	.667	14-0	1.000	19-1	.950
2004-05	20-9	.689	10-6	.625	0-1	.000	0-1	.000	10-1	.909	13-4	.765
2005-06	25-8	.758	10-6	.625	3-1	.750	1-1	.500	11-0	1.000	16-1	.941
2006-07	29-8	.783	12-4	.750	2-1	.667	2-1	.667	13-2	.867	16-2	.889
2007-08	13-2	.867	1-1	.500	0-0	.000	0-0	.000	12-1	.923	9-0	1.000
Career	118-32	.787	46-20	.697	7-4	.636	5-4	.556	60-4	.938	73-8	.901

JAMIE DIXON ERA HIGHS AND LOWS

PITT TEAM HIGHS & LOWS

Points:	High	103	vs. Houston Baptist (11/9/07)
		100	vs. Notre Dame (1/4/06)
		96	vs. Lafayette (1/2/08)
	Low	42	vs. Georgetown (3/10/07)
		46	vs. Syracuse (2/29/04)
		50	at St. John's (1/21/06)
FG Made:	High	42	vs. Houston Baptist (11/9/07)
		42	vs. St. Francis (Pa.) (11/22/03)
		37	vs. Penn State (12/10/05)
	Low	13	vs. Central Florida (3/19/04)
		16	vs. Georgetown (3/10/07)
		17	Three times
FG Att:	High	92	vs. Houston Baptist (11/9/07)
		79	vs. Penn State (12/10/05)
		67	Two times
	Low	38	at Cincinnati (1/24/07)
		39	vs. St. John's (2/8/05)
FG Pct.:	High	.674	vs. Kent State, 31-46 (3/17/06)
		.627	vs. St. Francis (Pa.), 42-67 (11/22/03)
		.625	vs. Florida State, 35-56 (11/24/06)
	Low	.262	vs. Georgetown, 16-61 (3/10/07)
		.295	vs. Central Florida, 13-44 (3/19/04)
		.297	at Dayton, 19-64 (12/29/07)
3FG Made:	High	14	vs. Albany (11/28/03)
		13	vs. Florida A&M (12/30/06)
		12	Three times
	Low	2	11 times
3FG Att.:	High	34	vs. Houston Baptist (11/9/07)
		31	vs. Florida A&M (12/30/06)
		29	vs. Albany (11/28/03)
		25	at Marquette (3/3/07)
		25	vs. Syracuse (3/11/06)
	Low	6	vs. Rutgers (1/17/04)
		7	vs. Connecticut (3/13/04)
3FG Pct.:	High	.632	at Cincinnati, 12-19 (1/24/07)
		.625	vs. Lafayette, 10-16 (01/02/08)
		.625	vs. South Florida, 10-16 (1/7/07)
		.600	vs. Georgia, 6-10 (12/30/03)
	Low	.100	at Connecticut, 2-20 (1/31/06)
		.118	vs. Robert Morris, 2-17 (11/29/06)
		.120	at Dayton, 3-25 (12/29/07)
FT Made:	High	30	vs. Notre Dame (1/4/06)
		28	at Providence (3/2/04)
		27	vs. Marquette (3/8/07)
	Low	1	vs. New Hampshire (12/27/03)
		3	vs. St. Francis (Pa.) (11/22/03)
FT Att.:	High	46	vs. Notre Dame (1/4/06)
		42	vs. Memphis (12/7/04)
		41	vs. Marquette (3/8/07)
	Low	4	vs. New Hampshire (12/27/03)
		7	at West Virginia (2/27/06)
		7	at Connecticut (1/19/04)
FT Pct.:	High	.909	vs. Bradley, 10-11 (3/19/06)
		.903	at Providence, 28-31 (3/2/04)
		.889	at Connecticut, 16-18 (1/31/06)
		.875	Two times
	Low	.250	vs. New Hampshire, 1-4 (12/27/03)
		.333	vs. St. Francis (Pa.), 3-9 (11/22/03)
Rebounds:	High	59	vs. Houston Baptist (11/9/07)
		55	vs. Howard (11/20/04)
		53	vs. Loyola (Md.) (11/27/04)
		53	vs. Duke (12/20/07)
	Low	23	vs. Georgetown (1/13/07)
		24	vs. Lafayette (01/02/08)
		25	vs. Virginia Tech (1/6/04)
Assists:	High	31	vs. Houston Baptist (11/9/07)
		30	vs. Notre Dame (1/4/06)
		29	vs. St. Francis (Pa.) (11/22/03)
	Low	5	vs. Louisville (3/8/06)
		7	vs. Central Florida (3/19/04)
Steals:	High	16	vs. Houston Baptist (11/9/07)
		16	vs. Buffalo (11/23/07)
		12	vs. St. John's (1/18/05)
		0	vs. Oakland (11/19/06)
Blocks:	Low	0	Five times
	Low	0	at Cincinnati (1/24/07)
		0	vs. Syracuse (2/26/04)
Turnovers:	High	25	vs. Howard (11/20/04)
		24	vs. Seton Hall (2/9/04)
		23	at Georgetown (2/24/04)
	Low	6	vs. Washington (2/17/07)
		6	vs. Louisville (3/9/07)
		6	vs. Notre Dame (1/12/04)
Fouls:	High	28	vs. Oklahoma State (12/21/06)
		28	vs. Wisconsin (12/16/06)
	Low	7	at Syracuse (1/4/06)

OPPONENT TEAM HIGHS & LOWS

Points:	High	97	vs. Notre Dame (1/4/06)
		95	vs. Oklahoma State (12/21/06)
		89	vs. Wisconsin (12/16/06)
	Low	37	vs. Penn State (12/6/03)
		38	vs. New Hampshire (12/27/03)
		41	vs. Auburn (12/4/05)
		41	vs. St. Francis (Pa.) (12/1/04)
FG Made:	High	34	vs. Notre Dame (1/4/06)
		33	at Miami (1/10/04)
		29	Five times
	Low	14	vs. Penn State (12/6/03)
		15	Six times
FG Att.:	High	83	vs. Notre Dame (1/4/06)
		73	vs. Syracuse (1/23/06)
		71	vs. Virginia Commonwealth (3/17/07)
	Low	38	at Georgetown (2/24/07)
		40	vs. Auburn (12/4/05)
		42	vs. UCLA (3/22/07)
		42	at South Carolina (12/28/05)
FG Pct.:	High	.609	vs. Georgetown, 28-46 (1/13/07)
		.523	vs. Georgetown, 23-44 (3/10/07)
		.520	at Dayton, 26-50 (12/29/07)
		.511	vs. Bucknell, 24-47 (1/2/05)
	Low	.263	vs. New Hampshire, 15-57 (12/27/03)
		.273	at Syracuse, 15-55 (1/24/04)
		.278	vs. St. John's, 15-54 (2/8/05)
3FG Made:	High	17	vs. Lafayette, 17-31 (1/02/08)
		14	vs. Notre Dame (1/4/06)
		14	vs. Notre Dame (2/12/05)
	Low	0	vs. Youngstown State (12/13/03)
		1	Four times
3FG Att.:	High	40	at West Virginia (2/5/05)
		36	at West Virginia (2/27/06)
		36	vs. Notre Dame (1/4/06)
	Low	6	vs. Bradley (3/19/06)
		8	vs. Oklahoma State (3/25/04)
3FG Pct.:	High	.727	vs. Virginia Tech, 8-11 (1/6/04)
		.636	vs. Washington, 7-11 (2/17/07)
		.571	at Louisville, 8-14 (1/15/06)
	Low	.000	vs. Youngstown State, 0-11 (12/13/03)
		.091	vs. Georgia, 1-11 (12/30/03)
FT Made:	High	32	vs. Oklahoma State (12/21/06)
		31	at Wisconsin (12/16/06)
		26	vs. Bradley (3/19/06)
		26	vs. Villanova (3/10/05)
	Low	1	vs. Albany (11/28/03)
		1	vs. William & Mary (1/3/04)
FT Att.:	High	44	at Wisconsin (12/16/06)
		38	vs. Oklahoma state (12/21/06)
	Low	1	vs. Albany (11/28/03)
		4	Two times
FT Pct.:	High	1.000	at Rutgers, 7-7 (1/8/05)
		1.000	vs. Robert Morris, 5-5 (11/24/04)
		.938	vs. Oklahoma State, 15-16 (3/25/04)
	Low	.167	vs. William & Mary, 1-6 (1/3/04)
		.200	vs. Auburn, 3-15 (12/4/05)
Rebounds:	High	47	vs. Oklahoma State (12/21/06)
		44	vs. Louisville (3/9/07)
		43	vs. Notre Dame (1/4/06)
	Low	18	vs. Georgetown (1/13/07)
		19	vs. William & Mary (1/3/04)
Assists:	High	22	at West Virginia (2/5/05)
		20	vs. Providence (2/25/06)
		19	Three times
	Low	2	vs. Boston College (3/12/04)
		5	vs. Chicago State (12/17/03)
		7	11 times
Steals:	High	12	vs. Georgetown College, Ky. (12/15/03)
		11	Four times
	Low	0	vs. Notre Dame (1/12/04)
		1	Six times
Blocks:	High	10	vs. Syracuse (1/23/06)
		9	at Connecticut (1/31/06)
		9	at Connecticut (1/19/04)
	Low	0	Eight times
Turnovers:	High	26	vs. Virginia Tech (1/6/04)
		25	vs. Buffalo (11/23/07)
		22	vs. Penn State (12/10/05)
	Low	3	at Rutgers (1/8/05)
		4	at West Virginia (2/5/05)
Fouls:	High	32	vs. Notre Dame (1/4/06)
		31	vs. Virginia Tech (3/11/04)
		29	Two times
	Low	9	vs. New Hampshire (12/27/03)
		10	at Georgetown (2/5/06)

PITT BASKETBALL PERSONALITY PROFILES

KEITH BENJAMIN

- Roommate of teammate Ronald Ramon.
- Nickname is “K-Rucker” because he first started playing basketball at New York City’s Rucker Park at the young age of 14.
- 2004 graduate of Mount Vernon High School where he helped lead his team to the 2004 state title. Sports a red #1 championship ring on his finger.
- Mount Vernon has produced several college/NBA standouts including Scooter McCray, Rodney McCray, Gus Williams, Ray Williams and former Connecticut guard Ben Gordon.
- Finished his four-year high school career at Mount Vernon with a 98-13 overall record.

TYRELL BIGGS

- Lost close to 20 pounds during the summer of 2006, dropping to 240 from 260 pounds. Prior to the start of practice, Dixon rated him as the team’s Most Improved Player.
- Has drawn comparisons to Boston College power forward Craig Smith because of his size and playing style.
- Became the third consecutive Pitt player to earn Windy City Classic All-Star MVP honors last summer in the Chicago All-Star Game. Chris Taft and Ronald Ramon were the previous MVP winners.
- Nickname is T.J. or TBiggs.
- Stood 6-5 inches tall and weighed 230 pounds as an eighth grader.
- Played with Pitt guard Keith Benjamin on the MetroHawks/Riverside Church AAU team.

- Has taken up golf, played the piano and bowls.
- Along with teammates Levance Fields and Gilbert Brown, loves to go bowling.
- Named a McDonalds Top-100 All-America Team finalist.

DeJUAN BLAIR

- Nickname is the “Big Fella.”
- Wingspan is that of a 7-foot-2 inch player. He is a 6-foot-7 inch center.
- Grew up in a house just 600 yards from the Petersen Events Center.
- Attended high school a little over a mile from the Petersen Events Center.
- After he committed to Pitt, he claimed that he knew the campus better than Pitt’s coaching staff.
- Is the first Schenley High School player to play basketball at Pitt since Wayne Williams (1975-79) and Sonny Lewis (1976-78)
- Is the first Pittsburgh City League player to compete for Pitt since Darelle Porter (1987-91), who graduated from Perry Traditional H.S.
- Friend of former Pitt center Sam Clancy (1977-81). At 6-foot-7 inches tall, Clancy played center and averaged a double-double in each of his four seasons at Pitt.
- First dunk took place at Pittsburgh’s Ammons Recreation Center as a 6-foot-4-inch eighth grader.
- Favorite player is Shaquille O’Neal but models his game after Charles Barkley.
- Guided nearby Schenley High School to the 2007 state title and a 57-0 career record vs. Pittsburgh City League teams.

- Played on a USA Junior All-Star team that traveled Europe with Pitt teammate Brad Wanamaker.

GILBERT BROWN

- Earned a medical hardship last year for several injuries.
- Owns a 38-inch vertical leap.
- Relative Troy Drayton played at Penn State.
- Played on the same South Kent Academy team as NBA Draft picks Andray Blatche and Dorell Wright.
- Hobbies and interests include bowling and singing.

MIKE COOK

- Junior transfer from East Carolina University. Cook sat out the 2005-06 Pitt season but participated in practice.
- Mother Dawn Cook (Hoover) played basketball at Temple from 1979-83. She is still ranked among all-time school leaders in rebounding with a 6.0 average. She is now a coach at Philadelphia’s University City High School.
- Last summer, a former team manager had a tee-shirt made up with the words “Who is Mike Cook?” The tee-shirt made reference to Cook’s outstanding summer league performances.
- Led ECU in scoring (15.0 ppg in 2004-05) and averaged 12.8 points per game and registered 41 double-figure scoring games in two years with the Pirates.
- A Philadelphia native who played high school basketball with current Memphis Grizzlies player Hakim Warrick and Mustafa Shakur (Arizona).

- Transferred to Pitt for its style of basketball, location and league.

CASSIN DIGGS

- Native of Williamsport, Pa. and Williamsport Area H.S., the same high school that produced former Pitt power forward Chevon Troutman.
- Always dreamed about playing at Pitt as a youngster.
- Lefthanded post player.
- Junior college transfer who has attended Cloud County C.C.

LEVANCE FIELDS

- Dropped nearly 15 pounds over the summer before his junior season.
- Cousin of St. John’s point guard Eugene Lawrence.
- Played at the same high school (Xaverian) attended by former Pitt player and NBA player Chris Taft. Several other Big East players attended Xaverian including Chris Mullin. Former Pitt associate head coach and current Manhattan coach Barry Rohrssen also attended Xaverian.
- Nickname is the “General” and/or “Lee-lee.”
- Played in the Jordan Classic All-Star game at Madison Square Garden on April 16, 2005 and finished with 18 points, all in the second half.
- Committed to Pitt on Dec. 6, 2004, a day prior to Pitt’s appearance in the Jimmy V. Classic at Madison Square Garden.
- As a high school senior, led Xaverian to eight consecutive wins en route to a state title game appearance.

2007-08 PITT PRESEASON RANKINGS/HONORS/AWARDS

PRESEASON RANKINGS & PREDICTIONS

(according to national publications and columns)

National Rankings

- Jeff Goodman, Fox Sports-12
- ACC Basketball Yearbook-13
- Jay Bilas-13
- Andy Katz-14
- Lindy’s-17
- Lindy’s-At-large NCAA selection
- Athlon-2 & out
- The Sporting News-23
- Rivals.com-23
- Dick Vitale-24

CBS Sportsline-24
Gary Parrish, CBS Sportsline-24
NCAA Hoops Today-32

Big East Conference Predictions

- Athlon-4th
- The Sporting News-4th
- Lindy’s-4th

INDIVIDUAL ACCOLADES

Mike Cook

- Lindy’s-All-Big East Second Team
- Lindy’s-nation’s No. 18 shooting guard

Levance Fields

- Athlon-Bob Cousy Award candidate
- The Sporting News-Big East’s Best Under Pressure
- Athlon-All-Big East Third Team
- Lindy’s-nation’s No. 19 point guard
- Lindy’s-All-Big East Second Team

Ronald Ramon

- Lindy’s-Big East’s Top-3 returning 3-point shooters

Sam Young

- Lindy’s-Big East’s Most Exciting Player
- Lindy’s-nation’s No. 19 power forward
- Lindy’s-All-Big East Third Team

RECRUITING CLASSES

National Rankings

- Athlon-21
- Rivals-26

Big East Conference

- Athlon-3rd
- The Sporting News-6th

MAGAZINE COVERS

- Levance Fields, Athlon regional magazine
- Mike Cook, CBS Sportsline

PITT BASKETBALL PERSONALITY PROFILES

- Named New York's Player of the Year by the *New York Daily News* and *Newsday*.
- Named a McDonald's Top-100 All-America Team finalist.
- Along with teammates Tyrell Biggs and Gilbert Brown, loves to go bowling.

TIM FRYE

- Walk-on who majors in pre-Business.
- Is the first player at Pitt to wear No. 24 since walk-on Marcus Bowman (2002-05).
- Uncle Dave Frye played basketball at Providence College and uncle Tom Albright played football at Indiana State.

GARY MCGHEE

- Freshman from Anderson, Ind. who became interested in Pitt while visiting family in the Pittsburgh area during a summer.
- Father Gary McGhee competed in track & field at Indiana (1981-82).
- Cousin Aaron McGhee started at power forward and helped lead Oklahoma to the NCAA Final Four in 2002.
- Nickname is "Big G."
- Spent his official visit at Pitt with Aaron Gray. Gray and McGhee are and were in similar stages in their basketball development.

MAURICE POLEN

- Psychology major.
- Talented singer who sang the national anthem before Pitt's men's basketball game against Seton Hall on March 3, 2006.
- A senior walk-on in his third season with Pitt. He was injured during his sophomore season.
- High school coach at West Philadelphia High School was former Pitt basketball player Gerald Jordan (1995-97).

- Other notable players who attended his high school include: Gene Banks, Jordan, Ricardo Lovelace and Clarence Tillman.
- Related to Eric Williams, who plays football for the Dallas Cowboys.

RONALD RAMON

- Roommate of teammate Keith Benjamin.
- Father Ricardo Ramon, a professional basketball player, spent a month in Pittsburgh this summer working out Ronald and several of his teammates. He was in town to assist Ronald's recovery from shoulder surgery.
- Interned at FSN Pittsburgh this summer.
- Nickname is "Double-R" for Ronald Ramon. Krauser nabbed him "Double-R with the Radar."
- Hails from a basketball family as his father Ricardo Ramon played professional basketball in the Dominican Republic, Brazil and Argentina. His role model is his father because he "showed him everything."
- Played for one of the nation's top AAU basketball programs, the New York Gauchos. Other Pitt basketball players who played for the Gauchos include Jerry McCullough, Eric Mobley and current assistant coach Orlando Antigua.
- Native Dominican who follows in the footsteps of several former Pittsburgh Dominican players including Ricardo Greer, Jaime Peterson and Orlando Antigua.
- Invited to play on the Dominican Republic basketball team during the summer of 2006, but his schedule would not allow it.
- Fluent in Spanish.
- All Hallows High School retired his jersey No. 14 at the conclusion of his career.

- Named Most Valuable Player at the Wendy's All-Star Shootout in Chicago after scoring 23 points, hitting five 3-pointers (including three in the final five minutes) and registering three assists.

BRAD WANAMAKER

- Played on a USA Junior All-Star team that traveled Europe with Pitt teammate DeJuan Blair.
- Has a twin brother Brian, who played on his high school and AAU teams.
- Invited to compete for a roster spot on the 2007 USA Basketball Under-19 World Championship team during last summer.
- Pitt senior Mike Cook played in his AAU program, Positive Image.
- Philadelphia Inquirer and Philadelphia Daily News Player of the Year in 2007.
- Twin brother Brian is a freshman guard at Central Connecticut State in the Northeast Conference.

SAM YOUNG


- Inspiration for playing the piano and taking lessons comes from his brother who is blind. He has taken several piano courses at both Pitt and in high school. He was also featured while playing the piano on ESPN during Pitt's game at Syracuse in 2007.
- Named the 2004-05 National Prep School Player of the Year by Scout.com.
- Has drawn comparisons to former Villanova forward Curtis Sumpter because of his size and playing style.
- Favorite sports figure is Michael Jordan and also sports his number 23.
- Interested in gymnastics because of his natural ability. When Young was visiting Pitt on his recruiting trip, the coaches took him on a

tour of the athletic facilities. When he saw the gymnastics equipment, he started doing several tricks and backflips.

- Also performed a gymnastics routine for ESPN prior to a game in 2005-06.
- Prior to his senior season at Friendly H.S., promised his coach that he would do back flips if his team won the state title, then held true on his promise after he led the team to the championship.
- Owns a 35-inch vertical leap.

AUSTIN WALLACE

- Leads Pitt in its pre-game warmup before the team heads to the bench for pre-game introductions. Wallace gets in the center of Pitt's circle and pumps up the Panthers.
- Nickname is "A-Wall."
- LaSalle Academy product of the Bronx, N.Y. LaSalle has also produced several notable athletes including Sacramento Kings forward Ron Artest, former Milwaukee Bucks guard Shamgod Wells and former Pittsburgh Pirates pitcher John Candelaria, who is the school's all-time leading scorer in basketball.
- Played on same AAU team as current Pitt guards LeVance Fields and Ronald Ramon.



I • KEITH BENJAMIN

GUARD • 6-2 • 190 • SR • 3L • MOUNT VERNON, N.Y./MOUNT VERNON H.S.

CAREER

- Played in 101 career games with seven starts

2007-08

- Has seen action in all 15 games including each of the last three starts (Lafayette, at Villanova, at South Florida).
- Reached double figure scoring in five games with two 20-point contests.
- Tied or set career-highs for scoring (20 points), field goals made (8), field goal attempts (12) and minutes played (37) and hit 3-5 3-pointers at South Florida, 1/9.
- Played in a career-high 33 minutes, scored 15 points (6-9 FG) and hit 3-5 3-pointers before fouling out at Villanova, 1/6.
- Started first game in 52 consecutive games vs. Lafayette on 1/2. His previous start came on March 11 vs. Syracuse in the Big East Championship Final.
- Set career-highs for points (20), assists (5), field goals made (7), free throws made (4), free throw attempts (4) and minutes played (32) in leading Pitt to a win vs. Lafayette, 1/2.
- Scored seven points in a season-high 30 minutes at Dayton, 12/29.
- Hit running jumper, grabbed three rebounds vs. Duke, 12/20.
- Hit key 3-pointer, scored five points in 13 minutes vs. Oklahoma State, 12/15.
- Grabbed a career-high six rebounds in 11 minutes at Duquesne, 12/5.
- Hit two 3-pointers off the bench and scored six points in 19 minutes vs. Toledo, 12/1.
- Scored a career-high 17 points (6-8 FG), hit 3-4 3-point field goals and finished with three steals vs. Buffalo, 11/23.
- Scored seven points in 16 minutes vs. Mississippi Valley State, 11/15.
- Tied or set career-highs for points (16), field goals made (6), field goal attempts (11), 3-pointers made (4), 3-pointers attempted (8) vs. Houston Baptist, 11/9.

CAREER HIGHS

Points: 20, two times- at South Florida, 1/9/08; Lafayette, 1/2/08.
 FG made: 8, at South Florida, 1/9/08.
 FG attempts: 12, at South Florida, 1/9/08.
 3FG Made: 4, Houston Baptist, 11/9/07.
 3FG attempts: 8, Houston Baptist, 11/9/07.
 FT made: 4, Lafayette, 1/2/08.
 FT attempts: 4, three times- Lafayette, 1/2/08; at St. John's, 1/21/06; DePaul, 1/12/06.
 Rebounds: 6, three times- at Duquesne, 12/5/07; vs. Georgetown, 3/10/07; Syracuse, 1/23/06.
 Off. Rebs.: 3, at Duquesne, 12/5/07.
 Def. Rebs.: 5, Syracuse, 1/23/06.
 Assists: 5, Lafayette, 1/2/08.
 Steals: 3, two times- Buffalo, 11/23/07; Northeastern, 11/17/06.
 Blocks: 1, six times.
 Minutes: 37, at South Florida, 1/9/08.

CAREER NUMBERS

Double-Doubles:	0
Points-Rebounds:	0
Points-Assists:	0
20+ point games:	2
10+ point games:	12
10+ assist games:	0
10+ rebound games:	0
5+ rebound games:	6
5+ assist games:	0
30+ minute games:	4
40+ minute games:	0

2007-08 SEASON HIGHS

Points: 20, two times- at South Florida, 1/9; Lafayette, 1/2.
 Rebounds: 6, at Duquesne, 12/5.
 Assists: 5, Lafayette, 1/2.
 Steals: 3, Buffalo, 11/23.
 Blocks: 0
 Minutes: 37, at South Florida, 1/9.


KEITH BENJAMIN'S CAREER STATISTICS

OVERALL STATISTICS

SEASON	TEAM	GP-GS	MIN	TOTAL			3-POINTERS			REBOUNDS				PF-FO	Δ	TO	BLK	ST	PTS-AVG					
				FG-FGA	PCT	FT-FTA	PCT	FG-FGA	PCT	OFF-DEF	TOT-AVG													
2004-05	Pitt	18-0	182	17	47	.362	4	15	.267	2	5	.400	8	25	33	18	14	0	9	16	1	7	40	22
2005-06	Pitt	31-4	469	55	128	.430	14	36	.389	19	32	.594	30	59	89	29	33	0	30	19	4	10	143	4.6
2006-07	Pitt	37-0	419	50	119	.420	12	47	.255	11	23	.478	14	42	56	15	34	0	28	22	1	12	123	3.3
2007-08	Pitt	15-3	309	49	99	.495	21	52	.404	8	9	.889	9	24	33	22	21	1	23	19	2	10	127	8.5
	Career	101-7	1379	171	393	.435	51	150	.340	40	69	.580	61	150	211	21	102	1	90	76	8	39	433	4.3

BIG EAST STATISTICS

SEASON	TEAM	GP-GS	MIN	TOTAL			3-POINTERS			REBOUNDS				PF-FO	Δ	TO	BLK	ST	PTS-AVG					
				FG-FGA	PCT	FT-FTA	PCT	FG-FGA	PCT	OFF-DEF	TOT-AVG													
2004-05	Pitt	9-0	91	6	18	.333	3	9	.333	2	5	.400	3	11	14	16	7	0	6	10	1	4	17	1.9
2005-06	Pitt	16-0	241	33	66	.500	8	17	.471	13	22	.591	14	31	45	28	16	0	15	8	1	5	87	5.4
2006-07	Pitt	16-0	184	21	53	.396	6	23	.261	4	9	.444	4	16	20	13	14	0	14	8	0	5	52	3.3
	Career	41-0	516	60	137	.438	17	49	.347	19	38	500	21	58	79	19	37	0	35	26	2	14	156	3.8



31 • MIKE COOK

GUARD/FORWARD • 6-4 • 215 • SR • IL • PHILADELPHIA, PA./EAST CAROLINA/FRIENDS CENTRAL H.S.

CAREER

- Sidelined for season with a torn ACL suffered while driving to the basket during the overtime period of the Duke game, 12/21.
- Started 48 consecutive games from Nov. 19, 2005-Dec. 20, 2007.
- In four-year collegiate career at both East Carolina and Pitt, has totaled 1,204 points (11.7 ppg.) and 293 assists (2.8 apg.) in 103 games.

- Transferred from East Carolina following the 2004-05 season and sat out due to NCAA transfer rules in 2005-06.
- Scored 12 points including 10 in the first half and grabbed four rebounds in 35 minutes at Duquesne, 12/5.
- Finished with 11 points (4-4 FG) and six assists in 24 minutes vs. Boston U., 11/27.
- Scored eight points, pulled down five rebounds vs. Buffalo, 11/23.
- Scored 13 points (4-6 FG) with a 3-pointer and five assists vs. North Carolina A&T, 11/10.
- Finished with 13 points (5-12 FG) with six rebounds and three steals vs. Houston Baptist, 11/9.

2007-08

- Started all 11 games at small forward.
- Reached double figure scoring in seven of his 11 games played.
- Scored 15 points (7-8 FT), hit two 3-pointers in 29 minutes vs. Oklahoma State, 12/15.
- Finished with 14 points (4-8 FG) with a season-high six assists at Washington, 12/8.

***CAREER HIGHS**

Points: 24, vs. South Carolina, 12/20/04.
 FG made: 10, at Charlotte, 1/8/05.
 FG attempts: 25, at Western Carolina, 12/7/04.
 3FG Made: 3, two times- Florida A&M, 12/30/06; vs. South Carolina, 12/20/04.
 3FG attempts: 9, at Western Carolina, 12/7/04.
 FT made: 10, vs. Pepperdine, 11/17/04.
 FT attempts: 14, vs. Pepperdine, 11/17/04.
 Rebounds: 9, vs. Belmont-Abbey, 11/28/04.
 Off. Rebs.: 5, at Cincinnati, 1/28/04.
 Def. Rebs.: 8, vs. Belmont-Abbey, 11/28/04.
 Assists: 12, vs. Belmont-Abbey, 11/28/04.
 Steals: 3, two times- Houston Baptist, 11/9/07; vs. Charlotte, 2/7/04.
 Blocks: 1, seven times.
 Minutes: 43, vs. Marquette, 2/12/05.

2007-08 SEASON HIGHS

Points: 15, Oklahoma State, 12/15.
 Rebounds: 6, Houston Baptist, 11/9.
 Assists: 6, two times- at Washington, 12/8; Boston U, 11/27.
 Steals: 3, Houston Baptist, 11/9.
 Blocks: 1, three times.
 Minutes: 35, at Duquesne, 12/5.
**Combining his career at East Carolina and Pitt.*

***CAREER NUMBERS**

Double-Doubles:	0
Points-Rebounds:	0
Points-Assists:	0
20+ point games:	0
10+ point games:	28
10+ assist games:	0
10+ rebound games:	0
5+ rebound games:	10
5+ assist games:	7
30+ minute games:	9
40+ minute games:	1

**Pitt career only*

MIKE COOK'S CAREER STATISTICS

OVERALL STATISTICS

SEASON	TEAM	GP-GS	MIN	TOTAL			3-POINTERS			REBOUNDS				PF-FO	Δ	TO	BLK	ST	PTS-AVG					
				FG-FGA	PCT	PCT	FG-FGA	PCT	PCT	FT-FTA	PCT	OFF-DEF	TOT-AVG											
2003-04	East Carolina	27-14	700	106	252	.421	8	41	.195	62	95	.653	29	65	94	3.5	55	3	85	80	2	18	282	10.4
2004-05	East Carolina	28-25	925	157	424	.370	30	95	.316	77	106	.726	29	83	112	4.0	59	1	84	111	5	24	421	15.0
2006-07	Pitt	37-37	940	138	277	.498	22	46	.478	89	129	.690	44	81	125	3.4	62	1	95	63	2	22	387	10.5
2007-08	Pitt	11-11	274	38	88	.432	8	23	.348	30	36	.833	9	22	31	2.8	16	0	29	20	3	6	114	10.4
	<i>Pitt Career</i>	<i>48-48</i>	<i>1214</i>	<i>176</i>	<i>365</i>	<i>.482</i>	<i>30</i>	<i>69</i>	<i>.435</i>	<i>119</i>	<i>165</i>	<i>.721</i>	<i>53</i>	<i>103</i>	<i>156</i>	<i>3.3</i>	<i>78</i>	<i>1</i>	<i>124</i>	<i>83</i>	<i>5</i>	<i>28</i>	<i>501</i>	<i>10.4</i>
	Career	103-87	2839	439	1041	.421	68	205	.332	258	366	.705	111	251	362	3.5	192	5	293	274	12	70	1204	11.7

BIG EAST STATISTICS

SEASON	TEAM	GP-GS	MIN	TOTAL			3-POINTERS			REBOUNDS				PF-FO	Δ	TO	BLK	ST	PTS-AVG					
				FG-FGA	PCT	PCT	FG-FGA	PCT	PCT	FT-FTA	PCT	OFF-DEF	TOT-AVG											
2006-07	Pitt	16-16	413	50	111	.450	8	19	.421	30	44	.682	16	32	48	3.0	32	1	46	30	1	6	138	8.6
	Career	16-16	413	50	111	.450	8	19	.421	30	44	.682	16	32	48	3.0	32	1	46	30	1	6	138	8.6



4 • RONALD RAMON

GUARD • 6-1 • 185 • SR • 3L • BRONX, N.Y./ALL HALLOWS

CAREER

- Played in 113 games with 48 starts.

2007-08

- Started all 15 games (12 at off guard, last three at point guard).
- Dished out seven assists in 33 minutes at South Florida, 1/9.

- Registered his first career double-double with a career-high 10 assists, 11 points (3-4), hit 3-4 3-pointers with no turnovers and four rebounds in win over Lafayette, 1/2.
- Played a career-high 38 minutes vs. Duke, 12/20.
- Scored 10 points (2-5 3FG) with five assists and three steals in 34 minutes vs. Oklahoma State, 12/15.
- Finished with nine points in 32 minutes at Duquesne, 12/5.
- Tied a career-high with a 5-5 3-point performance, scored a season-high 15 points in 22 minutes vs. Boston U., 11/27.
- Scored 12 points on 4-5 3FG shooting vs. North Carolina A&T, 11/10.
- Started first career contest in 37 consecutive games in season opener vs. Houston Baptist, 11/9.

CAREER HIGHS

Points: 21, two times- Marquette, 1/21/07; at Rutgers, 1/8/05.
 FG made: 7, at Rutgers, 1/8/05.
 FG attempts: 14, at Wisconsin, 12/16/06.
 3FG Made: 5, three times- Boston, U, 11/27/07; vs. Western Michigan, 11/12/06; at Rutgers, 1/8/05.
 3FG attempts: 10, two times, Florida A&M, 12/30/06; at Wisconsin, 12/16/06.
 FT made: 7, two times- Marquette, 1/21/07; Rutgers, 1/18/06.
 FT attempts: 8, Marquette, 1/21/07.
 Rebounds: 7, vs. Wright State, 3/15/07.
 Off. Rebs.: 2, Howard, 11/20/04.
 Def. Rebs.: 6, vs. Wright State, 3/15/07.
 Assists: 10, Lafayette, 1/2/08.
 Steals: 5, at St. John's, 1/18/05.
 Blocks: 1, two times.
 Minutes: 38, vs. Duke, 12/20/07.

2007-08 SEASON HIGHS

Points: 15, Boston U., 11/27.
 Rebounds: 5, Oklahoma State, 12/15.
 Assists: 10, Lafayette, 1/2/08.
 Steals: 3, Oklahoma State, 12/15.
 Blocks: 0.
 Minutes: 38, vs. Duke, 12/20.

CAREER NUMBERS

Double-Doubles:	1
Points-Rebounds:	0
Points-Assists:	1
20+ point games:	2
10+ point games:	40
10+ assist games:	0
10+ rebound games:	0
5+ rebound games:	4
10+ assist games:	1
5+ assist games:	13
30+ minute games:	28
40+ minute games:	0


RONALD RAMON'S CAREER STATISTICS

OVERALL STATISTICS

SEASON	TEAM	GP-GS	MIN	TOTAL		3-POINTERS		REBOUNDS				PF-FO	Δ	TO	BLK	ST	PTS-AVG							
				FG-FGA	PCT	FG-FGA	PCT	OFF-DEF	TOT-AVG															
2004-05	Pitt	28-4	732	62	171	.363	43	128	.336	24	31	.774	11	36	47	1.7	58	1	52	23	0	24	191	6.8
2005-06	Pitt	33-29	822	81	175	.463	49	118	.415	54	65	.831	7	39	46	1.4	60	0	73	34	1	22	265	8.0
2006-07	Pitt	37-0	884	97	209	.464	74	164	.451	59	68	.868	6	60	66	1.8	73	0	81	58	3	20	327	8.8
2007-08	Pitt	15-15	422	32	91	.352	23	64	.359	16	22	.727	7	30	37	2.5	23	0	49	23	1	9	103	6.9
	Career	113-48	2860	272	646	.421	189	474	.399	153	186	.823	31	165	196	1.7	214	1	255	138	5	75	886	7.8

BIG EAST STATISTICS

SEASON	TEAM	GP-GS	MIN	TOTAL		3-POINTERS		REBOUNDS				PF-FO	Δ	TO	BLK	ST	PTS-AVG							
				FG-FGA	PCT	FG-FGA	PCT	OFF-DEF	TOT-AVG															
2004-05	Pitt	15-0	410	34	91	.374	23	66	.348	17	23	.739	4	24	28	1.9	33	0	30	14	0	16	108	7.2
2005-06	Pitt	16-16	425	47	91	.516	32	63	.508	26	33	.788	5	21	26	1.6	28	0	35	22	0	9	152	9.5
2006-07	Pitt	16-0	393	40	86	.465	30	67	.448	38	43	.884	2	24	26	1.6	28	0	30	16	1	7	148	9.3
	Career	47-16	1228	121	268	.451	85	129	.426	81	99	.818	13	69	82	1.7	61	0	89	52	0	32	408	8.7



5 • TYRELL BIGGS

FORWARD • 6-8 • 240 • JR • 2L • NANUET, N.Y./DON BOSCO PREP (N.J.)

2007-08

- Played in all 15 games with one start (Toledo).
- Grabbed seven rebounds (four offensive) in a career-high 26 minutes at South Florida, 1/9.
- Scored seven points (3-8 FG) with five rebounds (four offensive) in 23 minutes at Villanova, 1/6.
- Set or tied career-highs for points (19), field goals made (9), field goal attempts (11), blocked shots (2) and minutes

- played (26) in win over Lafayette, 1/2.
- Grabbed five offensive rebounds and scored six points in 22 minutes at Dayton, 12/29.
- Grabbed four rebounds (all four offensive) in 16 minutes vs. Duke, 12/20.
- Played 20 minutes with four points and four rebounds at Washington, 12/8.
- Set career-highs for rebounds (11), offensive rebounds (five) and defensive rebounds (six) and scored six points in 24 minutes of first career start vs.

- Toledo, 12/1.
- Finished with a career-high two blocks, six points (3-3 FG) in 19 minutes vs. Boston U., 11/27.
- Scored a career-high 12 points (4-5 FG) with four rebounds in a career-high 26 minutes played vs. Buffalo, 11/23.
- Scored 10 points (5-8 FG) with four rebounds in 22 minutes vs. Mississippi Valley State, 11/15.
- Played 23 minutes, scored six points and pulled down five rebounds vs. North Carolina A&T, 11/10.

CAREER HIGHS

Points: 19, Lafayette, 1/2/08.
 FG made: 9, Lafayette, 1/2/08.
 FG attempts: 11, Lafayette, 1/2/08.
 3FG made: 1, four times.
 3FG attempts: 3, USF, 1/7/07.
 FT made: 4, two times- Buffalo, 11/23/07; Louisville, 2/12/07.
 FT attempts: 6, Buffalo, 11/23/07.
 Rebounds: 11, Toledo, 12/1/07.
 Off. Rebs.: 5, two times- at Dayton, 12/29/07; Toledo, 12/1/07.
 Def. Rebs.: 6, Toledo, 12/1/07.
 Assists: 3, Houston Baptist, 11/9/07.
 Steals: 2, Florida State, 11/24/06.
 Blocks: 2, four times- Lafayette, 1/2/08; Boston U., 11/27/07; Duquesne, 12/6/06; Wisconsin, 12/31/05.
 Minutes: 26, three times- at South Florida, 1/9; Lafayette, 1/2/08; Buffalo, 11/23/07.

2007-08 SEASON HIGHS

Points: 19, Lafayette, 1/2.
 Rebounds: 11, Toledo, 12/1.
 Assists: 3, Houston Baptist, 11/9.
 Steals: 1, three times.
 Blocks: 2, two times- Lafayette, 1/2; Boston U., 11/27.
 Minutes: 26, three times- at South Florida, 1/9; Lafayette, 1/2; Buffalo, 11/23.

TYRELL BIGGS' CAREER STATISTICS

OVERALL STATISTICS

SEASON	TEAM	GP-GS	MIN	TOTAL		3-POINTERS		FT-FTA	PCT	REBOUNDS				PE-FO	A	TO	BLK	ST	PTS-AVG					
				FG-FGA	PCT	FG-FGA	PCT			OFF-DEF	TOT-AVG													
2005-06	Pitt	31-0	254	23	59	.390	0	0	.000	10	13	.769	15	20	35	1.1	29	0	4	13	8	3	56	1.8
2006-07	Pitt	37-0	415	49	98	.500	4	15	.267	18	28	.643	22	46	68	1.8	55	1	24	17	5	8	120	3.2
2007-08	Pitt	15-1	314	39	79	.494	0	5	.000	17	26	.654	41	27	68	4.5	35	0	12	14	5	6	95	6.3
	Career	83-1	983	111	236	.470	4	20	.200	45	67	.672	78	93	171	2.1	119	1	40	44	18	17	271	3.3

BIG EAST STATISTICS

SEASON	TEAM	GP-GS	MIN	TOTAL		3-POINTERS		FT-FTA	PCT	REBOUNDS				PE-FO	A	TO	BLK	ST	PTS-AVG					
				FG-FGA	PCT	FG-FGA	PCT			OFF-DEF	TOT-AVG													
2005-06	Pitt	16-0	96	7	26	.269	0	0	.000	8	10	.800	8	10	18	1.1	12	0	2	4	1	0	22	1.4
2006-07	Pitt	16-0	139	16	34	.471	3	8	.375	8	14	.571	9	15	24	1.5	23	1	7	9	1	1	43	2.7
	Career	32-0	235	23	60	.383	3	8	.375	16	24	.667	17	25	42	1.3	35	1	9	13	2	1	65	2.0



2 • LEVANCE FIELDS

GUARD • 5-10 • 190 • JR • 2L • BROOKLYN, N.Y./XAVIERIAN

CAREER

- Started 49 consecutive games from Nov. 19, 2005-Dec. 29, 2007.

2007-08

- Preseason All-Big East honorable mention selection.
- Named Big East Player of the Week (Dec. 23) following his performance vs. Duke.
- Started 12 contests at point guard.
- Has stellar assist:turnover ratio of 2.83 (65 assists, 23 turnovers).
- Scored 13 points (4-10 FG) and hit 2-6 3-pointers in 22 minutes before injuring his foot with 15:45 left in the game at Dayton, 12/29.

- Hit game-winning fadeaway 3-pointer with 4.7 seconds in overtime, scored season-high 21 points (7-13 FG), hit 3-7 3-pointers and dished out four assists in 40 minutes vs. Duke, 12/20.
- Finished with 17 points (7-10 FG) with six assists in 33 minutes vs. Oklahoma State, 12/15.
- Scored a game-high 20 points (7-9 FG) with five rebounds in 36 minutes at Washington, 12/8.
- Scored 10 points with five rebounds and five assists in 35 minutes at Duquesne, 12/5.
- Finished with a career-high tying nine assists and five rebounds in 30 minutes vs. Toledo, 12/1.
- Scored 11 points (5-7 FG) with eight assists in 24 minutes vs. Boston U., 11/27.
- Scored 15 points (6-10 FG) with seven assists and five rebounds in 22 minutes vs. Buffalo, 11/23.
- Earned Hispanic College Fund Challenge All-Tournament honors after averaging 9.7 points, 3.7 rebounds, 5.7 assists and finishing with a 4.25 assist:turnover ratio.
- Scored 16 points on 7-10 FG shooting, dished out six assists and grabbed four rebounds vs. Saint Louis, 11/11.
- Finished with five assists and no turnovers vs. North Carolina A&T, 11/10.
- Finished with six assists and five rebounds in season opener vs. Houston Baptist, 11/9.

CAREER HIGHS

Points: 24, at Syracuse, 1/4/07.
 FG made: 9, at Syracuse, 1/4/07.
 FG attempts: 15, at Syracuse, 1/4/07.
 3FG Made: 6, at Cincinnati, 1/24/07.
 3FG attempts: 8, at Marquette, 3/3/07.
 FT made: 8, two times- Washington, 2/17/07; Notre Dame, 1/4/06.
 FT attempts: 14, Notre Dame, 1/4/06.
 Rebounds: 9, at Marquette, 3/3/07.
 Off. Rebs.: 3, two times- vs. Bradley, 3/19/06; Cincinnati, 2/12/06.
 Def. Rebs.: 8, at Auburn, 12/3/06.
 Assists: 9, three times- Toledo, 12/1/07; vs. Wright State, 3/15/07; vs. Western Michigan, 11/12/06.
 Blocks: 1, two times.
 Steals: 4, at Syracuse, 1/4/07.
 Minutes: 41, vs. Oklahoma State, 12/21/06.

CAREER NUMBERS

Double-Doubles:	0
Points-Rebounds:	0
Points-Assists:	0
20+ point games:	4
10+ point games:	36
10+ assist games:	0
10+ rebound games:	0
5+ rebound games:	16
5+ assist games:	30
30+ minute games:	31
40+ minute games:	2

2007-08 SEASON HIGHS

Points: 21, vs. Duke, 12/20.
 Rebounds: 5, four times- at Washington, 12/8; at Duquesne, 12/5; MSVU, 11/15; Houston Baptist, 11/9.
 Assists: 9, Toledo, 12/1.
 Steals: 3, Houston Baptist, 11/9.
 Blocks: 0.
 Minutes: 40, vs. Duke, 12/20.


LEVANCE FIELDS' CAREER STATISTICS

OVERALL STATISTICS

SEASON	TEAM	GP-GS	MIN	TOTAL		3-POINTERS		FT-FTA		REBOUNDS		PF-FO	Δ	TO	BLK	ST	PTS-AVG							
				FG-FGA	PCT	FG-FGA	PCT	FT-FTA	PCT	OFF-DEF	TOT-AVG													
2005-06	Pitt	33-4	715	77	157	.490	32	74	.432	38	57	.667	15	53	68	21	27	0	73	37	1	26	224	68
2006-07	Pitt	37-37	1094	112	272	.412	52	146	.356	63	83	.759	19	115	134	3.6	49	2	169	70	1	39	339	92
2007-08	Pitt	12-12	346	52	116	.448	15	50	.300	24	34	.706	7	39	46	3.8	11	0	65	23	0	15	143	11.9
	Career	82-53	2155	241	545	.442	99	270	.367	125	174	.718	41	207	248	3.0	87	2	307	130	2	80	706	8.6

BIG EAST STATISTICS

SEASON	TEAM	GP-GS	MIN	TOTAL		3-POINTERS		FT-FTA		REBOUNDS		PF-FO	Δ	TO	BLK	ST	PTS-AVG							
				FG-FGA	PCT	FG-FGA	PCT	FT-FTA	PCT	OFF-DEF	TOT-AVG													
2005-06	Pitt	16-0	331	33	72	.458	12	36	.333	18	28	.643	5	23	28	1.8	17	0	34	19	0	14	96	6.0
2006-07	Pitt	16-16	489	53	121	.438	26	69	.377	31	40	.775	10	48	58	3.6	27	2	65	31	1	17	163	10.2
	Career	32-0	820	86	193	.446	38	105	.362	49	68	.720	15	71	86	2.7	44	2	99	50	1	31	259	8.1



23 • SAM YOUNG

FORWARD • 6-6 • 215 • JR • 2L • CLINTON, MD./HARGRAVE MILITARY ACADEMY/FRIENDLY H.S.

CAREER

- Played in 85 career games with 20 starts.
- Reached double figure scoring in 23 of his last 26 games played.

2007-08

- Started all 15 contests at power forward.
- Three double-doubles on year.
- Scored over 20 points in five games on season.
- Reached double figure scoring in all 15 games and double figure rebounding in three.
- Led Pitt with 22 points (9-13 FG) with four rebounds in 28 minutes at South Florida, 1/9.
- Led Pitt with 16 points (7-13 FG) including 10 first half points and five rebounds in 30 minutes at Villanova, 1/6.
- Finished with 19 points (7-13

CAREER NUMBERS

Double-Doubles:	5
Points-Rebounds:	5
Points-Assists:	0
20+ point games:	6
10+ point games:	43
10+ assist games:	0
10+ rebound games:	5
5+ rebound games:	35
5+ assist games:	0
30+ minute games:	12
40+ minute games:	0

- FG), seven rebounds and two blocks in 30 minutes vs. Lafayette, 1/2.
- Scored team-high 15 points (5-17 FG) with seven rebounds in 32 minutes at Dayton, 12/29.
- Hit several key shots down the stretch, scored 17 points (7-16 FG) with seven rebounds in a career-high 38 minutes vs. Duke, 12/20.
- Reached double figure scoring for the 10th time on the year with 15 points (6-6 FT) in 35 minutes vs. Oklahoma State, 12/15.
- Finished with 14 points in 28 minutes at Washington, 12/8.
- Finished with a game-high 23 points (7-14 FG) and 3-5 on 3-pointers including 16 in the second half and five rebounds in a career-high 36 minutes at Duquesne, 12/5.
- Registered third double-double of the year with 17 points (7-14 FG) and a career-high tying 12 rebounds in 30 minutes vs. Toledo, 12/1.
- Scored 14 points (5-8 FG) with four rebounds and two steals vs. Boston U., 11/27.
- Scored 20 points (8-11 FG) with eight rebounds and career-highs of four steals and three

- blocks vs. Buffalo, 11/23.
- Named the Big East Player of the Week (Nov. 19) after averaging 18.8 points, 9.8 rebounds and shooting 65.2 percent (30-46) from the floor.
- Led Pitt with his fourth career double-double (17 points, 6-9 FG) and a career-high tying 12 rebounds in only 23 minutes vs. Mississippi Valley State, 11/15.
- Earned Hispanic College Fund Challenge Tournament Most Valuable Player honors after he averaged 19.3 points, 9.0 rebounds, shot .649 (24-37) from the floor, and .556 (5-9) from 3-point range in the three contests.
- Scored 12 points and grabbed seven rebounds in a career-high 32 minutes vs. Saint Louis, 11/11.
- Finished with his third career double-double performance with a career-high 24 points and 11 rebounds and set or tied career-highs for points (24), field goals made (10), 3-pointers made (4) steals vs. North Carolina A&T, 11/10.
- Scored 22 points (10-15 FG) with nine rebounds in 22 minutes of season opener vs. Houston Baptist, 11/9.

CAREER HIGHS

Points: 24, North Carolina A&T, 11/10/07.
 FG made: 10, three times- North Carolina A&T, 11/10/07; Houston Baptist, 11/9/07; at West Virginia, 2/7/07.
 FG attempts: 17, at Dayton, 12/29/07.
 3FG Made: 4, North Carolina A&T, 11/10/07.
 3FG attempts: 6, North Carolina A&T, 11/10/07.
 FT made: 7 two times- vs. VCU, 3/17/07; vs. Marquette, 3/8/07.
 FT attempts: 12, vs. VCU, 3/17/07.
 Rebounds: 12, three times- Toledo, 12/1/07; Mississippi Valley State, 11/15/07; vs. Notre Dame, 1/4/06.
 Off. Rebs.: 6, at South Carolina, 12/28/05.
 Def. Rebs.: 9, vs. Notre Dame, 1/4/06.
 Assists: 3, two times- vs. Oklahoma State, 12/21/06; Northeastern, 11/18/06.
 Steals: 4, two times- Buffalo, 11/23/07; North Carolina A&T, 11/10/07.
 Blocks: 3, Buffalo, 11/23/07.
 Minutes: 38, vs. Duke, 12/20/07.

2007-08 SEASON HIGHS

Points: 24, NCAT, 11/10.
 Rebounds: 12, Toledo, 12/1; MSVU, 11/15.
 Assists: 2, Buffalo, 11/23.
 Steals: 4, two times- Buffalo, 11/23; NCAT, 11/10.
 Blocks: 3, Buffalo, 11/23.
 Minutes: 38, vs. Duke, 12/20.

SAM YOUNG'S CAREER STATISTICS

OVERALL STATISTICS

SEASON	TEAM	GP-GS	MIN	TOTAL			3-POINTERS			REBOUNDS				PF-FO	A	TO	BLK	ST	PTS-AVG					
				FG-FGA	PCT	PCT	FG-FGA	PCT	PCT	OFF-DEF	TOT-AVG													
2005-06	Pitt	33-3	672	98	188	.521	4	21	.190	61	88	.693	59	85	144	44	45	0	28	50	20	22	261	7.9
2006-07	Pitt	37-2	637	103	225	.458	13	42	.310	46	77	.597	47	64	111	30	60	1	25	42	17	21	265	7.2
2007-08	Pitt	15-15	444	101	186	.543	16	34	.471	49	65	.754	35	69	104	69	30	0	10	37	14	15	267	17.8
	Career	85-20	1753	302	599	.504	33	97	.340	156	230	.678	141	218	359	42	135	1	63	129	51	58	793	9.3

BIG EAST STATISTICS

SEASON	TEAM	GP-GS	MIN	TOTAL			3-POINTERS			REBOUNDS				PF-FO	A	TO	BLK	ST	PTS-AVG					
				FG-FGA	PCT	PCT	FG-FGA	PCT	PCT	OFF-DEF	TOT-AVG													
2005-06	Pitt	16-0	322	43	91	.473	1	10	.100	36	54	.667	30	45	75	4.7	15	0	10	21	9	6	123	7.7
2006-07	Pitt	16-2	282	41	95	.432	7	18	.389	12	21	.571	21	29	50	3.1	23	0	9	20	7	9	101	6.3
	Career	32-2	604	84	186	.452	8	28	.286	48	75	.640	51	74	125	3.9	38	0	19	41	16	15	224	7.0



50 • CASSIN DIGGS

CENTER • 6-10 • 270 • JR • TR • WILLIAMSPORT, PA./CLOUD COUNTY C.C./BRIDGTON ACADEMY (MASS.)

2007-08

- Played in nine games on season.
- Grabbed four rebounds (all offensive) in seven minutes vs. Boston U., 11/27.
- Finished with four points (2-2 FG) and three rebounds in 12

minutes vs. Mississippi Valley State, 11/15.

- Scored six points (3-3 FG) with four rebounds in nine minutes off the bench vs. North Carolina A&T, 11/10.
- Scored four points (2-3 FG) with four rebounds in 17 minutes in career debut vs. Houston Baptist, 11/9.

CAREER HIGHS

Points: 6, North Carolina A&T, 11/10/07.
 FG made: 3, North Carolina A&T, 11/10/07.
 FG attempts: 3, North Carolina A&T, 11/10/07.
 3FG Made: 0.
 3FG attempts: 0.
 FT made: 0.
 FT attempts: 2, Saint Louis, 11/11/07.
 Rebounds: 4, three times- Boston, U., 11/27/07; North Carolina A&T, 11/10/07; Houston Baptist, 11/9/07.
 Off. Rebs.: 4, Boston U., 11/27/07.
 Def. Rebs.: 1 two times.
 Assists: 1, Houston Baptist, 11/9/07.
 Steals: 0.
 Blocks: 1, two times.
 Minutes: 17, Houston Baptist, 11/9/07.



22 • BRAD WANAMAKER

GUARD • 6-4 • 200 • FR • HS • PHILADELPHIA, PA./ROMAN CATHOLIC H.S.


2007-08

- Played in 12 games off the bench at guard.
- Played 10 minutes with three assists at South Florida, 1/9.
- Played 12 minutes at Villanova, 1/6.
- Played in a career-high 23 minutes, scored five points (2-3 FG) with two assists and two rebounds vs. Lafayette, 1/2.

- Played 15 minutes off the bench at Dayton, 12/29.
- Finished with six points (3-5 FG) in eight minutes vs. Toledo, 12/1.
- Scored seven points (3-5 FG) with four assists in 17 minutes vs. Mississippi Valley State, 11/15.
- Finished with four points, three assists in 12 minutes vs. North Carolina A&T, 11/10.
- Dished out eight assists, scored four points and grabbed four rebounds in 19 minutes of career debut vs. Houston Baptist, 11/9. The eight assists rank as the second highest total in a freshman debut game since Sean Miller dished out 10 assists on Nov. 28, 1987.

CAREER HIGHS

Points: 7, Mississippi Valley State, 11/15/07.
 FG made: 3, two times- Toledo, 12/1/07; Mississippi Valley State, 11/15/07.
 FG attempts: 6, Houston Baptist, 11/9.
 3FG Made: 1, two times- Lafayette, 1/2/08; MSVU, 11/15/07.
 3FG attempts: 2, four times.
 FT made: 2, Houston Baptist, 11/9/07.
 FT attempts: 3, Houston Baptist, 11/9/07.
 Rebounds: 4, Houston Baptist, 11/9/07.
 Off. Rebs.: 1, two times.
 Def. Rebs.: 3, Houston Baptist, 11/9/07.
 Assists: 8, Houston Baptist, 11/9/07.
 Steals: 2, two times- Buffalo, 11/23/07; North Carolina A&T, 11/10/07.
 Blocks: 0.
 Minutes: 23, Lafayette, 1/2/08.



52 • GARY MCGHEE


CENTER • 6-10 • 255 • FR • HS • ANDERSON, IND./HIGHLAND SENIOR H.S.

2007-08

- Played in five games and 32 minutes on season.
- Scored a career-high six points (3-5 FG) with a career-high four rebounds in a productive

- first half and total of 12 minutes at South Florida, 1/9.
- Scored first career field goal with three rebounds in four minutes vs. Boston U., 11/27.

- Grabbed three rebounds in nine minutes vs. Mississippi Valley State, 11/15.
- Saw action in four minutes with one offensive rebound in career debut vs. North Carolina A&T, 11/10.



40 • MAURICE POLEN

FORWARD • 6-5 • 245 • JR* • IL • PHILADELPHIA, PA./WEST PHILADELPHIA H.S.


CAREER

- Awarded a full academic scholarship in January, 2008.
- Former walk-on who has seen action in 16 career games.
- Senior academically.

2007-08

- Has seen action in five games.
- Saw action in two minutes with two rebounds vs. Buffalo, 11/23.

- Played two minutes vs. Mississippi Valley State, 11/15.
- Played two minutes vs. Houston Baptist, 11/9.



0 • AUSTIN WALLACE

CENTER • 6-9 • 230 • FR • RS • BRONX, N.Y./LASALLE ACADEMY

CAREER

- Redshirted the 2006-07 season.

2007-08

- Out for the season. Underwent surgery to repair a fractured patella (left kneecap) on Dec. 14, 2007.
- Saw action in four games.
- Played four minutes vs. Buffalo, 11/23.

- Scored two points in four minutes vs. Mississippi Valley State, 11/15.
- Grabbed two rebounds, made a steal in three minutes of career debut vs. Houston Baptist, 11/9.



24 • TIM FRYE

GUARD • 6-4 • 190 • FR • HS • MARS, PA./MARS H.S.

2007-08

- Walk-on who has played in five games on season.

- Saw action vs. Lafayette, Boston U., Buffalo, Mississippi Valley State, Houston Baptist.
- Hit 3-pointer in two minutes vs. Lafayette, 1/2.

- Hit first career field goal (3-pointer) vs. Houston Baptist, 11/9.

No. 22 PITT 103, HOUSTON BAPTIST 62

November 9, 2007 • Petersen Events Center • Pittsburgh, Pa.

Pitt jumped out to a 13-0 lead from the opening tip to register its first win in the Hispanic College Fund Challenge and 11th consecutive win on opening day...Pitt's 59 rebounds set a school record...DeJuan Blair made his first career start and became the first Pitt freshman to start on opening day since Ronald Ramon on Nov. 11, 2004...Blair's double-double represents the first double-double in a debut game since Sean Miller accomplished the feat on Nov. 28, 1987...His 20 points and 14 rebounds both ranked second among Pitt freshman debut totals: Ricardo Greer (21 points in 1997) and Sam Cancy (16 rebounds in 1977) remain the records...Keith Benjamin's 16 points tied a career-high...Pitt set or tied several Petersen Events Center records: points (103), field goals made (42), field goal attempts (92), 3-point attempts (34), assists (31), steals (16)...Pitt is 67-33 in season openers.

HOUSTON BAPTIST 62 (1-2)

Player	tot-fg		3-pt		rebounds					pf	tp	a	to	blk	s	min
	fg	fga	fg	fga	of	dc	tot									
JUDGE, Demetrus-f	4	8	0	0	1	2	3	1	2	0	3	0	0	21		
PATEL, Timur-f	4	8	0	0	1	2	3	2	9	0	5	2	0	24		
MORRIS, Sean-g	2	9	1	4	3	2	7	9	1	8	3	1	0	24		
SAULS, Baron-g	5	12	1	3	2	2	2	0	13	5	4	0	2	31		
PUZYK, Andrew-g	3	10	1	5	1	1	0	1	8	1	1	0	0	21		
ATANG, Joe	0	1	0	0	0	0	0	1	0	1	0	0	0	4		
HINNEKAMP, Fred	0	1	0	0	4	0	0	0	1	4	0	0	0	8		
SANDERS, Jimmy	0	1	0	1	0	1	0	2	1	0	0	0	0	1	8	
HAVARD, Jeremy	2	4	0	1	0	0	1	1	4	4	0	3	0	0	13	
AMEND, Kevin	3	4	2	2	0	0	1	0	1	8	0	3	0	0	17	
SDMON, Ricky	1	4	1	3	0	0	1	1	3	3	1	1	0	15		
POJAH, Jeremiah	0	2	0	0	0	0	1	1	0	0	0	0	0	6		
DILLON, Andy	1	3	0	1	1	1	1	2	0	3	1	1	0	0	8	
TEAM					2	4	6									
Totals.....	22	61	6	20	12	14	8	24	32	16	62	12	22	3	5	200

Percentages: FG%: 36.1%; 3FG%: 30.0%; FT%: 85.7%.

PITT (1-0)

Player	tot-fg		3-pt		rebounds					pf	tp	a	to	blk	s	min
	fg	fga	fg	fga	of	dc	tot									
YOUNG, Sam-f	10	15	0	0	2	2	4	6	0	22	1	2	0	1	22	
COOK, Mike-f	5	12	1	3	2	2	4	6	0	13	2	1	0	3	20	
BLAIR, DeJuan-f	9	11	0	0	2	2	10	4	14	1	20	2	1	1	19	
FIELDS, LeVance-g	2	9	2	8	0	0	5	5	1	6	6	2	0	3	20	
RAMON, Ronald-g	3	11	2	8	0	0	1	1	2	2	8	4	1	0	17	
WALLACE, Austin	0	2	0	0	0	0	2	0	2	1	0	0	0	1	3	
BENJAMIN, Keith	6	11	4	8	0	0	1	4	5	1	16	2	3	0	1	21
BIGGS, Tyrell	2	5	0	0	1	3	2	1	3	3	5	3	0	0	1	18
BROWN, Gilbert	1	6	0	4	0	0	2	2	4	2	2	0	1	1	20	
WANAMAKER, Brad	1	6	0	2	2	3	1	3	4	2	4	8	2	0	1	19
FRYE, Tim	1	1	1	1	0	0	0	0	0	0	3	0	0	0	2	
POLEN, Maurice	0	0	0	0	0	0	0	0	0	0	0	0	0	0	2	
DIGGS, Cassin	2	3	0	0	0	0	3	1	4	3	4	1	1	1	0	17
TEAM					0	1										
Totals.....	42	92	10	34	9	12	27	32	59	16	103	31	13	3	16	200

Percentages: FG%: 45.7%; 3FG%: 29.4%; FT%: 75.0%.

Officials: Pat Driscoll (R), Jeff Clark, Michael Stephens; Technical fouls: None. Attendance: 9072

Score by Periods

Score by Periods	1st	2nd	Total
Houston Baptist	21	41	62
Pitt	48	55	103

3

No. 22 PITT 69, SAINT LOUIS 58

November 11, 2007 • Petersen Events Center • Pittsburgh, Pa.

Pitt captured the Hispanic College Fund Challenge title...Pitt led for the full 40 minutes with its largest lead of 15 points (59-44) with 4:50 to go...An 8-0 run midway through the second half keyed by a Gilbert Brown 3-pointer and two DeJuan Blair jumpers...Sam Young was named Tournament MVP while DeJuan Blair and LeVance Fields earned all-tournament honors...Pitt began a season at 3-0 for the 10th consecutive year...Pitt won its 22nd consecutive home game against a non-conference opponent and improved to 50-1 vs. non-conference opponents at the Petersen Events Center.

SAINT LOUIS 58 (2-1)

Player	tot-fg		3-pt		rebounds					pf	tp	a	to	blk	s	min
	fg	fga	fg	fga	of	dc	tot									
EBERHARDT, Barry-f	6	8	0	1	0	0	1	2	3	2	12	0	4	0	1	31
MEYER, Luke-f	3	8	2	4	2	2	0	4	4	4	10	2	1	0	0	32
HUSAK, Bryce-c	1	3	0	0	0	0	0	3	3	2	2	1	1	0	0	20
LISCH, Kevin-g	5	11	2	5	1	1	2	3	5	3	13	4	2	0	0	38
LIDDELL, Tommie-g	3	9	0	2	1	1	0	5	5	1	7	4	4	1	0	36
POLK, Dwayne	2	3	0	0	0	0	0	1	1	2	4	2	0	0	1	24
ECKERLE, Paul	3	4	2	3	0	0	0	1	1	1	8	2	1	0	0	12
RELPHORDE, Marcus	1	2	0	0	0	0	0	0	0	1	2	0	0	0	1	6
KNOLLMEYER, Adam	0	0	0	0	0	0	0	0	0	1	0	0	0	0	1	6
TEAM					1	2										
Totals.....	24	48	6	15	4	4	4	20	24	17	58	15	14	1	3	200

Percentages: FG%: 50.0%; 3FG%: 40.0%; FT%: 100%.

PITT 69 (3-0)

Player	tot-fg		3-pt		rebounds					pf	tp	a	to	blk	s	min
	fg	fga	fg	fga	of	dc	tot									
YOUNG, Sam-f	4	8	1	3	3	7	0	7	7	2	12	0	1	2	1	32
COOK, Mike-f	2	6	0	1	2	2	0	2	2	2	6	2	1	0	0	25
BLAIR, DeJuan-c	8	15	0	0	0	5	3	8	1	16	0	3	0	3	0	30
FIELDS, LeVance-g	7	10	1	1	1	3	0	4	4	1	16	6	2	0	1	34
RAMON, Ronald-g	2	3	0	1	2	2	1	0	1	2	6	3	0	0	0	27
BENJAMIN, Keith	2	3	0	1	0	0	0	0	0	0	0	0	1	0	0	16
BIGGS, Tyrell	2	6	0	0	1	2	3	1	4	0	5	0	0	0	0	17
BROWN, Gilbert	2	3	2	2	0	0	0	0	0	1	6	0	0	0	1	15
WANAMAKER, Brad	1	1	0	0	0	0	1	0	1	0	2	0	0	0	1	3
DIGGS, Cassin	0	1	0	0	0	2	1	0	1	0	0	0	0	0	0	1
TEAM					2	3	5									
Totals.....	28	55	4	9	9	18	13	20	33	9	69	11	8	2	7	200

Percentages: FG%: 50.9%; 3FG%: 44.4%; FT%: 50.0%.

Officials: Mike Kits (R), Wally Rutecki, John Cahill; Technical fouls: None. Attendance: 8231

Score by Periods

Score by Periods	1st	2nd	Total
Saint Louis	27	37	64
Pitt	27	42	69

2

No. 22 PITT 88, NORTH CAROLINA A&T 61

November 10, 2007 • Petersen Events Center • Pittsburgh, Pa.

Sam Young set or tied career-highs for points (24), field goals made (10), 3-point field goals made (4) and steals (4) in leading Pitt to its second win in the Hispanic College Fund Challenge...Young sparked the Panthers in the first half, scoring 17 of his 24 points on 7-9 shooting and 3-4 3-point shooting...Pitt went on a 16-0 run to grab a 34-17 lead with 4:23 to go in the first half...Pitt won its 21st consecutive home game against a non-conference opponent and improved to 49-1 vs. non-conference opponents at the Petersen Events Center...Pitt improved to 17-0 all-time vs. MEAC schools and 3-0 vs. North Carolina A&T...Jamie Dixon improved to 20-0 in November games.

NORTH CAROLINA A&T 61 (0-2)

Player	tot-fg		3-pt		rebounds					pf	tp	a	to	blk	s	min
	fg	fga	fg	fga	of	dc	tot									
WILLS, Jason-f	4	8	0	0	0	1	4	2	6	1	8	2	1	0	1	23
JONES, Ed-f	3	8	1	2	2	3	2	1	3	1	9	2	1	0	1	23
PORTER, James-c	1	2	0	0	0	0	0	0	0	0	2	2	0	2	0	14
ERWIN, Austin-g	0	3	0	3	0	0	0	0	0	0	0	0	1	1	0	17
FERNANDEZ, Angelo-g	1	1	0	0	0	0	0	2	2	0	2	2	0	3	13	
RUSH, Steven	2	6	1	4	8	8	0	1	1	1	13	0	2	0	0	19
NELSON, Glenn	0	8	0	4	0	0	0	3	3	2	0	2	4	0	2	21
CHAPLIN, Trhern	1	4	0	2	1	2	0	3	3	3	3	0	1	0	1	14
ALSTON, Tavarus	1	2	1	1	0	0	0	0	0	0	3	0	0	0	0	3
GREGG, Patrick	2	2	0	0	1	1	1	0	1	0	1	0	5	0	1	8
SHEPHERD, Kam	1	1	0	0	0	0	1	0	1	0	1	0	2	0	0	4
COLEMAN, Thomas	1	1	0	0	1	2	1	3	4	1	3	1	2	0	0	17
WILSON, Nicholas	3	6	1	3	0	0	1	0	1	2	7	1	1	0	0	14
JOHNSON, Robert	2	2	0	0	0	0	0	1	1	0	4	0	1	0	0	10
TEAM					1	2										
Totals.....	22	54	4	19	13	17	11	17	28	13	61	11	18	1	8	200

Percentages: FG%: 40.7%; 3FG%: 21.1%; FT%: 76.5%.

PITT 88 (2-0)

Player	tot-fg	
--------	--------	--

5

No. 17 PITT 92, BUFFALO 45

November 23, 2007 • Petersen Events Center • Pittsburgh, Pa.

Trailing 4-0, Pitt scored 22 consecutive points to take command of the game...Pitt led by as many as 51 points late in the second half...Pitt improved to 8-1 all-time vs. Buffalo...Pitt's 16 steals tied a Petersen Events Center and Jamie Dixon Era record...Pitt improved to 5-0 for the eighth straight year...The 47-point win was the largest in Petersen Events Center history and tied for the ninth largest victory in school history...Keith Benjamin (17 points) and Tyrell Biggs (12 points) both registered career-highs for scoring.

BUFFALO 45 (2-3)

Player	tot-fg		3-pt		rebounds					tp	a	to	blk	s	min	
	fg	fga	fg	fga	of	dc	tot	pf								
GAMBLE, Greg-f	0	3	0	0	1	0	1	1	0	4	2	0	1	1	19	
BOUDREAU, Max-f	4	5	0	0	1	2	0	1	2	9	2	0	0	1	14	
FEDOTOV, Vadim-c	6	12	0	0	1	2	2	4	3	13	1	2	0	0	31	
ROBINSON, Andy-g	0	1	0	1	0	0	0	0	1	0	0	3	0	1	10	
PIERCE, Rodney-g	1	5	1	4	0	0	0	3	3	0	3	1	0	0	19	
MULKEY, Byron	2	2	0	0	0	0	0	2	4	1	3	0	0	11		
SMILEY, Sean	2	11	2	8	0	0	1	2	3	2	6	0	2	2	17	
BOYER, John	0	1	0	1	0	0	0	2	4	0	2	2	0	1	13	
BETTS, Calvin	2	6	1	5	0	0	0	6	6	2	5	1	7	0	32	
ALSTON, Jawaan	1	4	0	0	1	2	0	1	1	3	3	0	1	0	13	
LALEYE, Adekambi	0	4	0	0	0	1	1	2	1	0	1	3	1	0	13	
ADDISON, Brian	1	2	0	0	0	0	2	1	3	0	2	0	0	0	8	
TEAM						3	0	3								
Totals.....	19	56	4	19	3	6	10	19	29	21	45	13	25	1	6	200

Percentages: FG%: 33.9%; 3FG%: 21.1%; FT%: 50.0%.

PITT 92 (5-0)

Player	tot-fg		3-pt		rebounds					tp	a	to	blk	s	min	
	fg	fga	fg	fga	of	dc	tot	pf								
YOUNG, Sam-f	8	11	1	2	3	3	2	6	8	0	20	2	1	3	4	23
COOK, Mike-f	4	10	0	2	0	1	2	3	5	1	8	2	1	0	1	18
BLAIR, DeJuan-c	1	4	0	0	2	2	1	4	5	3	4	1	3	0	2	16
FIELDS, LeVance-g	6	10	1	3	2	2	1	4	5	0	15	7	0	0	2	22
RAMON, Ronald-g	1	7	1	6	0	0	0	2	2	0	3	0	1	0	0	20
WALLACE, Austin	0	0	0	0	0	0	1	0	1	0	0	0	1	0	0	4
BENJAMIN, Keith	6	8	3	4	2	2	0	1	1	2	17	1	1	0	3	19
BIGGS, Tyrell	4	5	0	1	4	6	3	1	4	1	12	1	1	1	1	26
BROWN, Gilbert	3	6	0	2	4	4	3	0	3	1	10	4	1	0	1	20
WANAMAKER, Brad	1	2	0	1	1	2	0	1	1	2	3	3	3	0	2	18
FRYE, Tim	0	1	0	0	0	0	0	0	0	0	0	0	0	0	2	
POLEN, Maurice	0	1	0	0	0	0	0	2	2	0	0	0	0	0	2	
DIGGS, Cassin	0	1	0	0	0	0	1	0	1	3	0	0	0	0	7	
McGHEE, Gary	0	1	0	0	0	0	0	0	0	0	0	1	0	0	3	
TEAM								3	4							
Totals.....	34	67	6	22	18	22	15	27	42	13	92	21	14	4	16	200

Percentages: FG%: 50.7%; 3FG%: 27.3%; FT%: 81.8%.

Officials: Doug Simons (R), Ed Corbett, Earl Walton; Technical fouls: None; Attendance: 10596.

Score by Periods	1st	2nd	Total
Buffalo	21	24	45
Pitt	49	43	92

7

No. 14 PITT 78, TOLEDO 52

December 1, 2007 • Petersen Events Center • Pittsburgh, Pa.

In the early-going, Pitt trailed by its largest deficit of the season, 12-4, as Toledo hit four consecutive 3-pointers...Pitt scored the final six points of the first half to take a 34-28 halftime lead...The Panthers opened the second half on a 19-6 run to take control of the contest...Pitt outscored Toledo 55-29 following a 23-23 tie with 5:55 minutes left in the first half...Sam Young and DeJuan Blair both registered double-doubles...The last time two Pitt players finished with double-doubles was on March 9, 2006 vs. West Virginia (Young and Gray)...Tyrell Biggs made his first career start and finished with a career-high 11 rebounds...Pitt won its ninth consecutive home game...With the win, Pitt is 7-0 for the sixth consecutive season.

TOLEDO 52 (1-6)

Player	tot-fg		3-pt		rebounds					tp	a	to	blk	s	min	
	fg	fga	fg	fga	of	dc	tot	pf								
AMOS, Jonathan-f	2	10	0	2	4	6	4	4	8	2	8	1	3	1	2	31
YOUNG, Jerrah-f	2	5	0	0	1	2	1	3	4	2	5	0	3	1	1	31
BINGHAM, Corey-g	2	4	2	3	0	0	0	2	2	1	6	0	0	1	0	31
JOHNSON, Ridley-g	2	11	1	9	0	0	0	2	2	2	5	2	0	0	0	26
KENT, Tyrone-g	8	17	4	12	2	2	0	6	6	3	22	5	5	0	0	36
ANYIJONG, Justin	1	2	0	0	0	0	1	0	1	0	2	0	1	0	0	13
CLAYTON, Cory	0	0	0	0	0	0	0	0	0	0	0	0	0	0	2	
LO, Mohammed	2	5	0	1	0	0	1	2	3	4	4	0	0	0	0	14
BYRD, Anthony	0	1	0	0	0	0	0	0	0	2	0	0	0	0	0	16
TEAM								2	2							
Totals.....	19	55	7	27	7	10	9	19	28	16	52	8	12	3	3	200

Percentages: FG%: 34.5%; 3FG%: 25.9%; FT%: 70.0%.

PITT 78 (7-0)

Player	tot-fg		3-pt		rebounds					tp	a	to	blk	s	min	
	fg	fga	fg	fga	of	dc	tot	pf								
YOUNG, Sam-f	7	14	1	2	2	2	5	7	12	3	17	1	4	0	0	30
COOK, Mike-f	5	9	1	2	3	3	0	1	1	2	14	3	0	1	0	25
BIGGS, Tyrell-c	3	7	0	0	0	0	5	6	11	3	6	1	1	0	0	24
FIELDS, LeVance-g	1	10	0	4	3	4	2	3	5	0	5	9	1	0	1	30
RAMON, Ronald-g	2	5	1	3	0	0	1	2	3	1	5	3	1	0	0	23
BENJAMIN, Keith	2	8	2	4	0	0	0	1	1	1	6	1	0	0	0	19
BROWN, Gilbert	3	5	0	1	0	0	2	2	4	1	6	1	0	0	1	15
WANAMAKER, Brad	3	5	0	0	0	0	0	0	0	0	6	0	0	0	0	8
BLAIR, DeJuan	4	7	0	0	3	5	6	5	11	1	11	2	0	2	3	23
DIGGS, Cassin	1	2	0	0	0	0	1	0	1	0	2	0	0	0	0	3
TEAM								1	2							
Totals.....	31	72	5	16	11	14	23	28	51	12	78	21	7	3	5	200

Percentages: FG%: 43.1%; 3FG%: 31.3%; FT%: 78.6%.

Officials: Ed Corbett (R), Chris Beaver, Glenn Mayborg; Technical fouls: None; Attendance: 9660.

Score by Periods	1st	2nd	Total
Toledo	28	24	52
Pitt	34	44	78

6

No. 14 PITT 80, BOSTON U. 53

November 27, 2007 • Petersen Events Center • Pittsburgh, Pa.

Pitt used a 9-0 run to take a commanding 19-4 lead with 9:46 to play in the first half...The run occurred despite Pitt's eight turnovers over the game's first 10 minutes...Ronald Ramon tied a career-high with a 5-5 3-point performance...Sam Young reached double figure scoring for the sixth time on the year...Pitt won by more than 23 points for the fifth time in the season's first six games...Pitt led 42-19 at halftime...Boston U. went on a 14-2 run midway through the second half but it was not enough...Pitt improved to 6-0 all-time vs. America East teams...Pitt topped the one million mark for attendance in the Petersen Events Center.

BOSTON U. 53 (1-5)

Player	tot-fg		3-pt		rebounds					tp	a	to	blk	s	min	
	fg	fga	fg	fga	of	dc	tot	pf								
KONATE, Ibrahim-f	0	1	0	0	1	0	1	0	0	0	0	0	1	2	0	13
BRITTAIN, Scott-f	2	4	0	0	4	8	3	3	6	4	8	1	2	1	1	32
WOLFE, Matt-g	1	12	0	4	0	0	3	2	5	2	2	0	4	0	0	31
STRONG, Carlos-g	7	20	6	14	4	4	2	3	5	1	24	0	4	1	1	36
JOHNSON, Marques-g	1	3	0	1	2	3	1	2	3	0	4	4	5	0	0	32
SIRUTIS, Valdas	0	1	0	1	1	2	2	1	3	3	1	2	1	0	0	13
HOLLAND, John	6	11	2	4	0	0	2	2	4	1	14	1	2	0	0	25
GOTZLER, Max	0	2	0	0	0	0	2	0	2	3	0	0	0	0	1	18
TEAM								2	1	3						
Totals.....	17	54	8	24	11	17	18	14	32	14	53	8	20	4	4	200

Percentages: FG%: 31.5%; 3FG%: 33.3%; FT%: 64.7%.

PITT 80 (6-0)

Player	tot-fg		3-pt		rebounds					tp	a	to	blk	s	min	
	fg	fga	fg	fga	of	dc	tot	pf								
YOUNG, Sam-f	5	8	1	1	3	5	1	3	4	14	0	4	0	0	2	27
COOK, Mike-f	3	8	1	4	4	4	1	1	2	0	11	6	2	0	0	24
BLAIR, DeJuan-c	2	4	0	0	5	6	3	3	6	0	9	0	0	3	3	22
FIELDS, LeVance-g	5	7	1	3	0	0	2	1	2	2	11	8	1	0	2	24
RAMON, Ronald-g	5	6	5	5	0	0	2	1	3	2	15	1	0	0	2	22
WALLACE, Austin	0	0	0	0												

9

No. 12 PITT 75, WASHINGTON 74

December 8, 2007 • Bank of America Arena • Seattle, Wash.

The game was decided by television's instant replay after Washington's Justin Dentmon drove the length of the floor, weaved through the Pitt defense and seemingly converted a layup in 4.7 seconds. Both teams gathered around the scorer's table as the officials took two minutes to decide a ruling on the play...Officials ruled that the shot was taken after the buzzer sounded to give Pitt a thrilling 75-74 road win...Trailing 75-74 with five seconds to go, UW gained possession after a ruled jump ball following a missed free throw by Pitt...Pitt took its first lead (47-44) when Ronald Ramon hit a 3-pointer with 16:02 left...Pitt extended its lead to nine points (65-56) on a DeJuan Blair layup and Mike Cook 3-pointer...Pitt held a six-point lead with 2:10 to go but UW hit two 3-pointers to pull within two points (73-71) with 41 seconds...After Pitt's LeVance Fields hit two free throws, UW's Ryan Appleby followed with a 3-pointer to cut Pitt's lead to one point with eight seconds...In his first appearance of the year, Appleby kept the Huskies in the game with four first half 3-pointers.

PITT 75 (9-0)

Player	tot-fg		3-pt			rebounds					pf	tp	a	to	blk	s	min
	fg	fga	fg	fga	ft	fta	of	dc	tot								
YOUNG, Sam-f	5	11	1	3	3	4	1	2	3	3	14	0	2	0	0	0	28
COOK, Mike-f	4	8	1	2	5	6	1	0	1	3	14	6	2	0	0	0	28
BLAIR, DeJuan-c	7	13	0	0	2	4	3	11	14	2	16	0	1	2	3	31	
FIELDS, LeVance-g	7	9	2	2	4	6	1	4	5	2	20	3	2	0	0	36	
RAMON, Ronald-g	1	4	1	3	0	0	0	2	2	0	3	2	1	0	1	31	
BENJAMIN, Keith	1	5	0	0	0	0	2	0	2	1	2	0	0	0	0	14	
BIGGS, Tyrell	2	4	0	0	0	0	1	3	4	3	4	0	0	0	0	20	
BROWN, Gilbert	1	2	0	1	0	0	0	0	0	2	2	1	1	0	0	12	
TEAM							3	1	4								
Totals.....	28	56	5	11	14	20	12	23	35	16	75	12	9	2	4	200	

Percentages: FG%: 50.0%; 3FG%: 45.5%; FT%: 70.0%.

WASHINGTON 74 (4-4)

Player	tot-fg		3-pt			rebounds					pf	tp	a	to	blk	s	min
	fg	fga	fg	fga	ft	fta	of	dc	tot								
WOLFINGER, Joe-f	2	4	0	0	0	0	1	2	3	1	5	0	0	0	0	0	35
BROCKMAN, Jon-f	8	18	0	0	1	3	7	5	12	2	17	3	1	0	0	0	35
SMITH, Joel-g	0	2	0	0	2	0	0	1	1	1	0	3	2	0	0	22	
OVERTON, Venoy-g	0	1	0	1	0	0	0	0	0	1	0	3	0	0	0	13	
MORRIS, Tim-g	5	7	1	2	0	0	1	3	4	2	11	1	0	0	0	31	
DENTMON, Justin	2	6	1	3	4	6	1	2	3	1	9	2	1	0	0	24	
BRYAN-AMANING, Matt	0	0	0	0	0	0	0	0	0	0	0	0	0	0	0	4	
APPLEBY, Ryan	6	13	6	12	0	0	0	1	1	2	18	2	0	1	0	25	
WALLACE, Artem	3	4	0	0	0	1	2	1	3	1	6	0	0	0	0	16	
PONDEXTER, Quincy	3	8	2	2	0	0	2	3	5	2	8	4	4	1	1	25	
TEAM							0	2	2								
Totals.....	29	63	11	24	5	10	14	20	34	13	74	18	8	2	2	200	

Percentages: FG%: 46.0%; 3FG%: 45.8%; FT%: 50.0%.

Officials: Dick Cartmell, Dave Libbey, Mark Reischling; Technical fouls: None; Attendance: 9229.

Score by Periods	1st	2nd	Total
	Pitt	34	41
Washington	37	37	74

11

No. 11 PITT 65, No. 6 DUKE 64

December 20, 2007 • Madison Square Garden • New York, N.Y.

In a battle of two undefeated, nationally ranked teams, Pitt and Duke provided a sellout crowd and national television audience one of college basketball's most thrilling games of the year...Trailing 64-62 in overtime, LeVance Fields hit a fadeaway game-winning 3-pointer with 4.7 seconds left to lift Pitt to victory...Duke held a 12-point halftime lead (34-22), taking advantage of 13 first half turnovers and 36 percent shooting from the floor...The Panthers trailed by as many as 16 points late in the first half...Trailing 43-33 with 12:47 left in regulation, Pitt used a 12-0 run to take its first lead (49-48) on a Sam Young free throw with 5:27 to go...Kyle Singler hit a 3-pointer to tie the game at 56-56 with 1:34 left, Young answered with a field goal to give Pitt a 58-56 lead...Gerald Henderson sent the game into overtime with a basket...Mike Cook suffered a knee injury early in the overtime period which sidelined him for the rest of the season...DeJuan Blair totaled his fifth double-double and grabbed a career-high 20 rebounds...The 20 rebounds were the most by a freshman since Mel Bennett had 21 in 1975.

PITT 65 (11-0)

Player	tot-fg		3-pt			rebounds					pf	tp	a	to	blk	s	min
	fg	fga	fg	fga	ft	fta	of	dc	tot								
YOUNG, Sam-f	7	16	0	3	3	3	1	6	7	2	17	1	4	0	2	38	
COOK, Mike-f	1	6	0	1	0	0	2	2	4	2	2	0	5	0	0	22	
BLAIR, DeJuan-c	4	8	0	0	7	15	6	14	20	5	15	1	4	3	1	35	
FIELDS, LeVance-g	7	13	3	7	4	4	0	2	2	3	21	4	5	0	2	40	
RAMON, Ronald-g	1	7	0	4	2	2	0	2	2	3	4	2	3	0	1	38	
BENJAMIN, Keith	1	4	0	1	0	0	0	3	3	1	2	0	0	0	0	13	
BIGGS, Tyrell	1	7	0	1	0	0	4	0	4	3	2	0	1	0	0	16	
BROWN, Gilbert	1	4	0	2	0	0	2	5	7	4	2	2	0	1	2	25	
TEAM							4	0	4								
Totals.....	23	65	3	19	16	24	19	34	53	23	65	10	22	4	8	225	

Percentages: FG%: 35.4%; 3FG%: 15.8%; FT%: 66.7%.

DUKE 64 (10-1)

Player	tot-fg		3-pt			rebounds					pf	tp	a	to	blk	s	min
	fg	fga	fg	fga	ft	fta	of	dc	tot								
SINGLER, Kyle-f	6	12	1	2	4	6	3	2	5	4	17	2	3	0	1	38	
THOMAS, Lance-f	2	3	0	0	1	3	0	0	0	3	5	0	2	0	0	15	
HENDERSON, Gerald-g	8	17	0	3	1	4	1	1	2	2	17	1	2	1	2	28	
NELSON, DeMarcus-g	4	9	1	4	5	8	1	4	5	4	14	6	3	0	0	37	
PAULUS, Greg-g	1	2	1	2	0	0	0	0	0	3	3	1	5	0	0	34	
McCLURE, David	0	0	0	0	1	2	0	3	3	2	1	0	0	0	0	8	
SMITH, Nolan	0	3	0	0	0	0	0	0	0	2	1	1	0	0	0	13	
KING, Taylor	1	4	1	4	0	0	0	1	1	1	3	1	1	0	0	11	
SCHEYER, Jon	1	10	0	4	2	3	2	10	12	2	4	0	2	0	1	35	
ZOUBEK, Brian	0	1	0	0	0	0	0	3	3	1	0	0	0	0	0	6	
TEAM							4	4	8								
Totals.....	23	61	4	19	14	26	11	28	39	24	64	12	20	1	4	225	

Percentages: FG%: 37.7%; 3FG%: 21.1%; FT%: 53.8%.

Officials: Mike Kitts (R), Jim Burr, Jamie Luckie; Technical fouls: None; Attendance: 19544.

Score by Periods	1st	2nd	OT	Total
	Pitt	22	36	7
Duke	34	24	6	64

10

No. 11 PITT 85, OKLAHOMA STATE 68

December 15, 2007 • Petersen Events Center • Pittsburgh, Pa.

Pitt took command of the game by outscoring Oklahoma State 20-5 over the final 6:17 to take an 18-point halftime lead (49-31)...A 7-0 rally fueled by a DeJuan Blair layup, Ronald Ramon 3-pointer and Sam Young layup gave Pitt a 12-point lead...Pitt used 68 percent field goal shooting and hit 5-8 3-pointers to build its halftime lead...OSU cut the Panthers' advantage to as few as seven points (54-47) but Pitt responded with a LeVance Fields 3-pointer, a Fields free throw and layup and jumper from Blair to go up 62-47 with 8:04 to play...Blair registered his fourth career double-double...Blair tied or set career-highs for scoring (20 points), blocked shots (5) and minutes played (31)...Young reached double figure scoring for the 10th time this year...Pitt improved to 10-0 for a fifth consecutive year...Pitt won its 10th consecutive home game and 27th consecutive non-conference home game...Pitt won its 10th non-conference game for a seventh consecutive season...Pitt improved to 4-4 all-time vs. Oklahoma State.

OKLAHOMA STATE 68 (5-4)

Player	tot-fg		3-pt			rebounds					pf	tp	a	to	blk	s	min
	fg	fga	fg	fga	ft	fta	of	dc	tot								
BROWN, Anthony-f	2	7	0	1	0	0	3	4	7	4	4	1	2	0	0	23	
DOVE, Marcus-f	7	14	0	2	3	5	0	2	2	4	17	0	2	1	1	38	
ANDERSON, James-f	2	8	1	5	3	4	0	2	2	1	8	1	0	0	0	29	
EATON, Byron-g	3	14	0	3	3	3	2	1	3	2	9	4	2	1	3	34	
HARRIS, Terrel-G	7	10	2	5	0	1	3	6	9	5	16	1	3	1	3	35	
MUONELLO, Obi	4	6	3	4	0	0	2	4	6	2	11	1	5	0	1	20	
SIDORAKIS, Nick	0	0	0	0	1	2	0	0	0	0	1	0	2	0	0	5	
THOMAS, Ibrahim	0	0	0	0	0	0	0	0	2	0	2	0	0	0	0	5	
MOSES, Marshall	1	3	0	1	0	0	1	1	0	1	0	2	0	0	1	11	
TEAM							2	3	5								
Totals.....	26	62	6	21	10	15	15	20	35	20	68	8	17	4	8	200	

Percentages: FG%: 41.9%; 3FG%: 28.6%; FT%: 66.7%.

PITT 85 (10-0)

Player	tot-fg		3-pt			rebounds					pf	tp	a	to	blk	s	min
	fg	fga	fg	fga	ft	fta	of	dc	tot								
YOUNG, Sam-f	4	10	1	1	6	6	1	2	3	1	15	1	1	1	0	35	
COOK, Mike-f	3	7	2	3	7	8	0	2	2	0	15	1	4	0	2	29	
BLAIR, DeJuan-c	8	10	0	0	4	5	3	7	10	3	20	0	1	5	2	31	
FIELDS, LeVance-g	7	10	1	1	2	4	1	2	3	3	17	6	2	0	1	33	
RAMON, Ronald-g	3	7	2	5	2	2	0	5	5	2	10	5	3	0	3	34	
BENJAMIN, Keith	2	4	1	3	0	0	0	0	0	2	5	2	1	0	1	13	
BIGGS, Tyrell	0	0	0	0	3	4	0	3	3	2	3	1	0	0	1	14	
BROWN, Gilbert	0	1	0	1	0	0	0	1	1	1	0	1	1	0	0	11</	

13

No. 13 PITT 96, LAFAYETTE 75

January 2, 2008 • Petersen Events Center • Pittsburgh, Pa.

In its first game without injured starters LeVance Fields and Mike Cook, Pitt used 80 percent (20-25) second half shooting to win a 96-75 decision...Pitt pulled away early in the second half using a 6-0 run to take a 56-49 lead with 15:07 to go, then putting together a 9-0 run to take a 17-point lead (75-58) with 8:47 left...Pitt led by as many as 26 points late in the second half...While converting 11-18 3-pointers, Lafayette built a two point halftime lead (41-39)...Lafayette set a Pitt opponent record for 3-pointers in a game with 17...Ronald Ramon registered his first career-double along with a career-high 10 assists...Keith Benjamin and Tyrell Biggs each set career-highs for points (19)...Pitt tied a school and Petersen Events Center record with its 28th consecutive home win over a non-conference team...Pitt finished with its second-highest field goal percentage in school history (67.3%)...Pitt won its 11th consecutive home game and improved to 56-1 vs. non-conference opponents at the Petersen Events Center.

LAFAYETTE 75 (8-5)

Player	tot-fg		3-pt		rebounds			pf	tp	a	to	blk	s	min
	fg	fga	fg	fga	of	dc	tot							
SCHMIDT, Everest-f	0	3	0	0	1	0	1	4	0	1	0	0	0	15
BETLEY, Matt-f	7	9	6	6	0	3	1	4	2	20	1	3	0	24
GRUNER, Michael-g	1	3	0	1	2	2	0	0	2	4	0	1	0	16
BROWN, Andrew-g	4	12	3	10	0	0	4	4	2	11	4	3	1	32
ABDULLAH, Bilal-g	4	9	4	7	2	2	1	1	2	14	4	7	0	29
CUMMINS, Paul	4	6	3	5	0	2	1	3	0	11	3	0	0	21
WHEELER, Ben	2	3	1	2	0	0	1	1	0	5	0	0	0	7
KARI, Jeff	0	0	0	0	4	6	1	0	1	0	4	2	0	0
VISOCKAS, Deirunas	0	0	0	0	0	0	0	0	0	0	0	0	0	7
BENBOW, Darion	0	0	0	0	1	2	0	0	0	3	1	1	0	6
MINTZ, Jared	1	2	0	0	0	0	0	0	1	2	1	0	0	13
DETMER, Ted	0	2	0	0	1	2	1	1	2	3	2	3	0	16
KOLTUN, Marek	1	1	0	0	0	0	0	0	3	2	0	0	1	7
TEAM						5	1	6						
Totals.....	24	51	17	31	10	14	14	10	24	22	75	19	18	2 4 200

Percentages: FG%: 47.1%; 3FG%: 54.8%; FT%: 71.4%.

PITT 96 (12-1)

Player	tot-fg		3-pt		rebounds			pf	tp	a	to	blk	s	min
	fg	fga	fg	fga	of	dc	tot							
BROWN, Gilbert-f	3	5	2	4	2	2	4	2	5	10	1	1	0	19
YOUNG, Sam-f	7	13	1	4	9	5	2	7	2	19	1	5	2	30
BLAIR, DeJuan-c	3	6	0	0	3	4	2	1	3	2	9	3	2	14
BENJAMIN, Keith-g	7	9	2	4	4	4	0	2	2	20	5	1	0	32
RAMON, Ronald-g	3	4	3	4	2	3	0	4	4	11	10	0	1	34
BIGGS, Tyrell	9	11	0	0	1	2	4	0	4	0	19	1	0	21
WANAMAKER, Brad	2	3	1	2	0	0	2	2	4	5	2	2	0	23
FRYE, Tim	1	1	1	1	0	0	0	0	0	3	0	1	0	2
POLEN, Maurice	0	0	0	0	0	0	0	0	0	0	0	0	0	2
DIGGS, Cassin	0	0	0	0	0	0	0	0	2	0	0	1	0	2
TEAM							0	0						
Totals.....	35	52	10	16	16	24	11	13	24	17	96	23	13	6 9 200

Percentages: FG%: 67.3%; 3FG%: 62.5%; FT%: 66.7%.

Officials: Bryan Kersey(R), Earl Walton, John Gaffney; Technical fouls: None; Attendance: 10851.

Score by Periods	1st	2nd	Total
Lafayette	41	34	75
Pitt	39	57	96

15

No. 20 PITT 79, SOUTH FLORIDA 66

January 9, 2008 • Sun Dome • Tampa, Fla.

Pitt outscored USF 14-2 over a six minute second half stretch to take a commanding 17-point lead (73-56) with 4:13 left...Pitt used a 7-0 run to take a 35-24 lead with 3:34 to go in the first half...Jumpers from Keith Benjamin and Gilbert Brown and a Benjamin 3-pointer capped the rally...After Sam Young and DeJuan Blair each registered two fouls early in the first half, Gary McGhee provided a spark off the bench as he played 12 productive minutes...McGhee gave Pitt the lead for good on a key dunk and foul...Sam Young scored over 20 points for the sixth time in his career...Benjamin tied career-highs for points (20) and minutes (37)...Pitt improved to 2-2 all-time vs. South Florida.

PITT 79 (13-2, 1-1 Big East)

Player	tot-fg		3-pt		rebounds			pf	tp	a	to	blk	s	min
	fg	fga	fg	fga	of	dc	tot							
BROWN, Gilbert-f	4	7	2	4	0	0	1	3	4	4	10	4	2	0 1 29
YOUNG, Sam-f	9	13	1	2	3	4	1	3	4	2	22	1	1	0 0 28
BLAIR, DeJuan-c	4	8	0	0	4	4	5	4	9	3	12	1	2	2 25
BENJAMIN, Keith-g	8	12	3	5	1	2	1	2	3	1	20	2	2	0 1 37
RAMON, Ronald-g	2	6	2	3	0	0	0	1	1	2	6	7	3	0 0 33
BIGGS, Tyrell	1	6	0	0	0	0	4	3	7	2	2	0	0	0 1 26
WANAMAKER, Brad	0	1	0	0	1	2	0	1	1	0	1	3	1	0 0 10
McGHEE, Gary	3	5	0	0	0	2	1	3	4	1	6	1	0	1 0 12
TEAM							3	0	3					
Totals.....	31	58	8	16	9	14	16	20	36	15	79	20	10	3 5 200

Percentages: FG%: 53.4%; 3FG%: 50.0%; FT%: 64.3%.

SOUTH FLORIDA 66 (10-6, 1-2 Big East)

Player	tot-fg		3-pt		rebounds			pf	tp	a	to	blk	s	min
	fg	fga	fg	fga	of	dc	tot							
CHIN, Orane-f	1	4	0	1	0	2	1	3	4	1	3	2	1	0 22
GRANSBERRY, Kentrell-c	11	21	0	0	4	7	7	4	11	3	26	3	3	2 0 37
JONES, Dominique-g	4	10	3	6	2	2	2	1	3	1	13	3	1	0 1 40
HOWARD, Chris-g	2	5	0	1	0	1	1	0	1	1	4	3	1	1 1 24
VERDEJO, Jesus-g	7	9	3	5	0	0	0	2	2	3	17	1	2	0 0 33
HOLMES, Aaron	0	1	0	1	0	0	0	0	0	1	0	1	0	0 0 9
SAAKA, Adam	0	5	0	2	0	0	1	2	3	2	0	1	0	0 0 16
BOZEMAN, Solomon	1	4	0	2	0	0	1	0	1	1	2	2	1	0 0 11
AJAYI, Mobolaji	0	1	0	0	2	2	1	0	1	1	2	0	1	0 0 8
TEAM							4	2	6					
Totals.....	26	60	6	18	8	14	18	14	32	14	66	16	10	4 2 200

Percentages: FG%: 43.3%; 3FG%: 33.3%; FT%: 57.1%.

Officials: Reggie Greenwood, Pat Driscoll, Gary Prager; Technical fouls: None; Attendance: 6027.

Score by Periods	1st	2nd	Total
Pitt	40	39	79
South Florida	33	33	66

14

No. 17 VILLANOVA 64, No. 13 PITT 63

January 6, 2008 • The Pavilion • Villanova, Pa.

With 10 seconds left, Dante Cunningham converted two free throws to give Villanova a 64-63 lead...Trailing by one point, Pitt had possession with 10 seconds to go, but VU's Antonio Pena came up with a steal...Pitt committed one of its season-high 22 turnovers...Pitt battled back from a six point deficit (57-51) with 5:39 to go...The Panthers used a Sam Young layup and 3-pointers from Gilbert Brown and Ronald Ramon to cut the deficit to one point at 60-59 with 2:56 left...A DeJuan Blair jumper gave Pitt a 63-62 lead with 1:36 left...The teams traded possessions before Cunningham was fouled after grabbing an offensive rebound...Pitt built an eight-point lead (43-35) with 15:01 left in the game after outscoring Villanova 9-3 over a three-minute span...Young scored 10 second half points...Pitt led by as many as eight points in the first half...Blair registered his sixth career double-double.

PITT 63 (12-2, 0-1 Big East)

Player	tot-fg		3-pt		rebounds			pf	tp	a	to	blk	s	min
	fg	fga	fg	fga	of	dc	tot							
BROWN, Gilbert-f	3	5	1	3	3	4	1	3	4	3	10	2	4	3 0 33
YOUNG, Sam-f	7	13	0	1	2	2	1	4	5	3	16	1	2	2 0 30
BLAIR, DeJuan-c	5	14	0	0	2	5	7	8	15	1	12	2	2	2 37
BENJAMIN, Keith-g	6	9	3	5	0	0	0	2	2	5	15	1	5	0 0 35
RAMON, Ronald-g	1	5	1	2	0	1	0	2	2	3	3	3	5	0 1 32
BIGGS, Tyrell	3	8	0	0	1	1	4	1	5	4	7	1	2	0 0 25
WANAMAKER, Brad	0	1	0	0	0	0	2	0	2	2	0	0	2	0 0 12
TEAM							3	5	8					
Totals.....	25	55	5	11	8	13	18	25	43	21	63	10	22	7 3 200

Percentages: FG%: 45.5%; 3FG%: 45.5%; FT%: 61.5%.

VILLANOVA 64 (11-2, 1-1 Big East)

Player	tot-fg		3-pt		rebounds			pf	tp	a	to	blk	s	min
	fg	fga	fg	fga	of	dc	tot							
CLARK, Shane-f	3	8	1	4	0	0	1	2	3	5	7	0	0	0 19
CUNNINGHAM, Dante-f	1	4	0	0	4	4	4	5	9	2	6	0	4	1 2 32
REYNOLDS, Scottie-g	1	6	0	5	2	3	0	1	1	3	4	4	1	0 0 31
FISHER, Corey-g	2	8	0	2	0	1	1	2	3	0	4	1	2	0 2 20
REDDING, Reggie-g	1	8	1	3	1	2	0	2	2	4	2	2	0	4 30
PENA, Antonio	5	8	0	0	2	4	3	1	4	2	12	0	0	0 3 21
GRANT, Malcolm	6	12	4	7	6	7	0	1	1	0	22	1	1	0 0 27
ANDERSON, Dwayne	1	4	0	1	3	3	2	0	2	2	5	0	0	0 0 15
STOKES, Corey	0	1	0	0	0	0	0	0	0	0	0	0	0	0 5
TEAM							5	1	6					
Totals.....	20	59	6	22	18	24	16	15	31	18	64	8	10	1 11 200

Percentages: FG%: 33.9%; 3FG%: 27.3%; FT%: 75.0%.

Officials: Mike Kitts, Ed Corbett, Michael Stephens; Technical fouls: None; Attendance: 6500.

Score by Periods	1st	2nd	Total
Pitt	30	33	63
Villanova	30	34	64

2007-08 Pitt Men's Basketball
PITT Season Schedule/Results & Leaders (as of Jan 09, 2008)
All games

RECORD:	OVERALL	HOME	AWAY	NEUTRAL
ALL GAMES.....	(13-2)	(9-0)	(3-2)	(1-0)
CONFERENCE.....	(1-1)	(0-0)	(1-1)	(0-0)
NON-CONFERENCE.....	(12-1)	(9-0)	(2-1)	(1-0)

DATE	TIME	OPPONENT		SCORE	ATTEND	HIGH POINTS	HIGH REBOUNDS
11/09/07	7:00 PM	! HOUSTON BAPTIST	W	103-62	9072	(22)YOUNG, Sam	(14)BLAIR, DeJuan
11/10/07	4:00 PM	! NORTH CAROLINA A&T	W	88-61	9034	(24)YOUNG, Sam	(11)YOUNG, Sam
11/11/07	6:00 PM	! SAINT LOUIS	W	69-58	8231	(16)BLAIR, DeJuan (16)FIELDS, Levance	(8)BLAIR, DeJuan
11/15/07	7:30 PM	! MISSISSIPPI VALLEY STATE	W	78-45	9449	(17)YOUNG, Sam	(12)YOUNG, Sam
11/23/07	7:30 PM	BUFFALO	W	92-45	10596	(20)YOUNG, Sam	(8)YOUNG, Sam
11/27/07	7:30 PM	BOSTON	W	80-53	9433	(15)RAMON, Ronald	(6)BLAIR, DeJuan
12/01/07	2:00 PM	TOLEDO	W	78-52	9660	(17)YOUNG, Sam	(12)YOUNG, Sam
12/05/07	7:00 pm	at Duquesne	W	73-68	5358	(23)YOUNG, Sam	(9)BLAIR, DeJuan
12/08/07	12:00 p.m.	at Washington	W	75-74	9229	(20)FIELDS, Levance	(14)BLAIR, DeJuan
12/15/07	12:00 PM	OKLAHOMA STATE	W	85-68	12280	(20)BLAIR, DeJuan	(10)BLAIR, DeJuan
12/20/07	7:00 PM	vs Duke	WOT	65-64	19544	(21)FIELDS, Levance	(20)BLAIR, DeJuan
12/29/07	8:00 PM	at Dayton		55-80	L 13435	(15)YOUNG, Sam	(7)YOUNG, Sam
01/02/08	7:00 PM	LAFAYETTE	W	96-75	10851	(20)BENJAMIN, Keith	(7)YOUNG, Sam
01/06/08	Noon	* at Villanova		63-64	L 6500	(16)YOUNG, Sam	(15)BLAIR, DeJuan
1/09/08	7:32 p.m.	* at USF	W	79-66	6027	(22)YOUNG, Sam	(9)BLAIR, DeJuan

* - Conference game

ATTENDANCE SUMMARY	GAMES	TOTALS	AVG/GAME
HOME.....	9	88606	9845
AWAY.....	5	40549	8110
NEUTRAL.....	1	19544	19544
TOTAL.....	15	148699	9913

2007-08 Pitt Men's Basketball
PITT Combined Team Statistics (as of Jan 09, 2008)
All games

RECORD:	OVERALL	HOME	AWAY	NEUTRAL
ALL GAMES.....	(13-2)	(9-0)	(3-2)	(1-0)
CONFERENCE.....	(1-1)	(0-0)	(1-1)	(0-0)
NON-CONFERENCE.....	(12-1)	(9-0)	(2-1)	(1-0)

## Player	GP-GS	Min--Avg	---TOTAL---			---3-PTS---			----REBOUNDS----												
			FG-FGA	Pct	3FG-FGA	Pct	FT-FTA	Pct	Off	Def	Tot	Avg	PF	FO	A	TO	Blk	Stl	Pts	Avg	
23 YOUNG, Sam.....	15-15	444	29.6	101-186	.543	16-34	.471	49-65	.754	35	69	104	6.9	30	0	10	37	14	15	267	17.8
02 FIELDS, Levance....	12-12	346	28.8	52-116	.448	15-50	.300	24-34	.706	7	39	46	3.8	11	0	65	23	0	15	143	11.9
45 BLAIR, DeJuan.....	15-14	359	23.9	69-127	.543	0-0	.000	37-56	.661	65	79	144	9.6	34	1	13	21	25	34	175	11.7
31 COOK, Mike.....	11-11	274	24.9	38-88	.432	8-23	.348	30-36	.833	9	22	31	2.8	16	0	29	20	3	6	114	10.4
01 BENJAMIN, Keith....	15-3	309	20.6	49-99	.495	21-52	.404	8-9	.889	9	24	33	2.2	21	1	23	19	2	10	127	8.5
04 RAMON, Ronald.....	15-15	422	28.1	32-91	.352	23-64	.359	16-22	.727	7	30	37	2.5	23	0	49	23	1	9	103	6.9
05 BIGGS, Tyrell.....	15-1	313	20.9	39-79	.494	0-5	.000	17-26	.654	41	27	68	4.5	35	0	12	14	5	6	95	6.3
11 BROWN, Gilbert....	15-4	283	18.9	31-68	.456	11-34	.324	13-16	.813	16	27	43	2.9	30	1	24	13	6	12	86	5.7
22 WANAMAKER, Brad....	12-0	152	12.7	13-38	.342	2-12	.167	6-13	.462	5	10	15	1.3	15	0	24	18	1	9	34	2.8
52 MCGHEE, Gary.....	5-0	32	6.4	4-8	.500	0-0	.000	1-4	.250	3	8	11	2.2	3	0	1	1	1	0	9	1.8
50 DIGGS, Cassin.....	9-0	61	6.8	8-15	.533	0-0	.000	0-2	.000	14	4	18	2.0	15	0	1	5	2	0	16	1.8
24 FRYE, Tim.....	5-0	9	1.8	3-5	.600	2-3	.667	0-0	.000	1	0	1	0.2	0	0	0	3	0	0	8	1.6
00 WALLACE, Austin....	4-0	12	3.0	1-4	.250	0-0	.000	0-0	.000	3	0	3	0.8	2	0	0	1	0	1	2	0.5
40 POLEN, Maurice.....	5-0	9	1.8	0-5	.000	0-3	.000	0-0	.000	1	3	4	0.8	0	0	1	1	0	0	0	0.0
TEAM.....										22	27	49	3.3	2		1					
Total.....	15	3025		440-929	.474	98-280	.350	201-283	.710	238	369	607	40.5	237	3	252	200	60	117	1179	78.6
Opponents.....	15	3025		337-856	.394	97-307	.316	164-233	.704	179	296	475	31.7	260	-	178	234	34	70	935	62.3

TEAM STATISTICS	PITT	OPP	DATE	OPPONENT	W/L	SCORE	ATTEND
SCORING.....	1179	935	!11/09/07	HOUSTON BAPTIST	W	103-62	9072
Points per game.....	78.6	62.3	!11/10/07	NORTH CAROLINA A&T	W	88-61	9034
Scoring margin.....	+16.3	-	!11/11/07	SAINT LOUIS	W	69-58	8231
FIELD GOALS-ATT.....	440-929	337-856	!11/15/07	MISSISSIPPI VALLEY STATE	W	78-45	9449
Field goal pct.....	.474	.394	11/23/07	BUFFALO	W	92-45	10596
3 POINT FG-ATT.....	98-280	97-307	11/27/07	BOSTON	W	80-53	9433
3-point FG pct.....	.350	.316	12/01/07	TOLEDO	W	78-52	9660
3-pt FG made per game..	6.5	6.5	12/05/07	at Duquesne	W	73-68	5358
FREE THROWS-ATT.....	201-283	164-233	12/08/07	at Washington	W	75-74	9229
Free throw pct.....	.710	.704	12/15/07	OKLAHOMA STATE	W	85-68	12280
REBOUNDS.....	607	475	12/20/07	vs Duke	W OT	65-64	19544
Rebounds per game.....	40.5	31.7	12/29/07	at Dayton	L	55-80	13435
Rebounding margin.....	+8.8	-	01/02/08	LAFAYETTE	W	96-75	10851
ASSISTS.....	252	178	*01/06/08	at Villanova	L	63-64	6500
Assists per game.....	16.8	11.9	*1/09/08	at USF	W	79-66	6027
TURNOVERS.....	200	234					
Turnovers per game....	13.3	15.6					
Turnover margin.....	+2.3	-					
Assist/turnover ratio..	1.3	0.8					
STEALS.....	117	70					
Steals per game.....	7.8	4.7					
BLOCKS.....	60	34					
Blocks per game.....	4.0	2.3					
WINNING STREAK.....	1	-					
Home win streak.....	9	-					
ATTENDANCE.....	88606	60093					
Home games-Avg/Game....	9-9845	5-8110					
Neutral site-Avg/Game..	-	1-19544					

SCORE BY PERIODS:	1st	2nd	OT	Total
PITT.....	562	610	7	- 1179
Opponents.....	434	495	6	- 935

2007-08 Pitt Men's Basketball
PITT Combined Team Statistics (as of Jan 09, 2008)
Conference games

RECORD:	OVERALL	HOME	AWAY	NEUTRAL
ALL GAMES.....	(1-1)	(0-0)	(1-1)	(0-0)
CONFERENCE.....	(1-1)	(0-0)	(1-1)	(0-0)
NON-CONFERENCE.....	(0-0)	(0-0)	(0-0)	(0-0)

# Player	GP-GS	Min--Avg	---TOTAL---		---3-PTS---		---FT-FTA		---REBOUNDS---				PF	FO	A	TO	Blk	Stl	Pts	Avg
			FG-FGA	Pct	3FG-FGA	Pct	FT-FTA	Pct	Off	Def	Tot	Avg								
23 YOUNG, Sam.....	2-2	58 29.0	16-26	.615	1-3	.333	5-6	.833	2	7	9	4.5	5	0	2	3	2	0	38	19.0
01 BENJAMIN, Keith...	2-2	70 35.0	14-21	.667	6-10	.600	1-2	.500	1	4	5	2.5	6	1	4	7	0	1	35	17.5
45 BLAIR, DeJuan.....	2-2	62 31.0	9-22	.409	0-0	.000	6-9	.667	12	12	24	12.0	4	0	3	3	4	4	24	12.0
11 BROWN, Gilbert.....	2-2	62 31.0	7-12	.583	3-7	.429	3-4	.750	2	6	8	4.0	7	0	6	6	3	1	20	10.0
52 MCGHEE, Gary.....	1-0	12 12.0	3-5	.600	0-0	.000	0-2	.000	1	3	4	4.0	1	0	1	0	1	0	6	6.0
05 BIGGS, Tyrell.....	2-0	49 24.5	4-14	.286	0-0	.000	1-1	1.000	8	4	12	6.0	6	0	1	2	0	1	9	4.5
04 RAMON, Ronald.....	2-2	65 32.5	3-11	.273	3-7	.429	0-1	.000	0	3	3	1.5	5	0	10	8	0	1	9	4.5
22 WANAMAKER, Brad....	2-0	22 11.0	0-2	.000	0-0	.000	1-2	.500	2	1	3	1.5	2	0	3	3	0	0	1	0.5
TEAM.....									6	5	11	5.5	0		0					
Total.....	2	400	56-113	.496	13-27	.481	17-27	.630	34	45	79	39.5	36	1	30	32	10	8	142	71.0
Opponents.....	2	400	46-119	.387	12-40	.300	26-38	.684	34	29	63	31.5	32	-	24	20	5	13	130	65.0

TEAM STATISTICS	PITT	OPP	DATE	OPPONENT	W/L	SCORE	ATTEND
SCORING.....	142	130	*01/06/08	at Villanova	L	63-64	6500
Points per game.....	71.0	65.0	*1/09/08	at USF	W	79-66	6027
Scoring margin.....	+6.0	-					
FIELD GOALS-ATT.....	56-113	46-119					
Field goal pct.....	.496	.387					
3 POINT FG-ATT.....	13-27	12-40					
3-point FG pct.....	.481	.300					
3-pt FG made per game..	6.5	6.0					
FREE THROWS-ATT.....	17-27	26-38					
Free throw pct.....	.630	.684					
REBOUNDS.....	79	63					
Rebounds per game.....	39.5	31.5					
Rebounding margin.....	+8.0	-					
ASSISTS.....	30	24					
Assists per game.....	15.0	12.0					
TURNOVERS.....	32	20					
Turnovers per game.....	16.0	10.0					
Turnover margin.....	-6.0	-					
Assist/turnover ratio..	0.9	1.2					
STEALS.....	8	13					
Steals per game.....	4.0	6.5					
BLOCKS.....	10	5					
Blocks per game.....	5.0	2.5					
WINNING STREAK.....	1	-					
Home win streak.....	0	-					
ATTENDANCE.....	0	12527					
Home games-Avg/Game....	0-0	2-6264					
Neutral site-Avg/Game..	-	0-0					

SCORE BY PERIODS:	1st	2nd	Total
PITT.....	70	72	- 142
Opponents.....	63	67	- 130

2007-08 Pitt Men's Basketball
PITT Team Game-by-Game (as of Jan 09, 2008)
All games

TEAM STATISTICS

Opponent	Date	Score	W/L	---TOTAL---		--3-PTRS--		FT-FTA		---REBOUNDS---				PF	A	TO	Blk	Stl	Pts---Avg		
				FG-FGA	Pct	3FG-FGA	Pct	Pct	Pct	Off	Def	Tot	Avg						Pts	Avg	
HOUSTON BAPTIST	11/09/07	103-62	W	42-92	.457	10-34	.294	9-12	.750	27	32	59	59.0	16	31	13	3	16	103	103.0	
NORTH CAROLINA A&T	11/10/07	88-61	W	33-63	.524	12-27	.444	10-12	.833	14	24	38	48.5	14	18	14	3	9	88	95.5	
SAINT LOUIS	11/11/07	69-58	W	28-55	.509	4-9	.444	9-18	.500	13	20	33	43.3	9	11	8	2	7	69	86.7	
MISSISSIPPI VALLEY ST	11/15/07	78-45	W	31-65	.477	6-22	.273	10-14	.714	15	35	50	45.0	14	19	10	5	5	78	84.5	
BUFFALO	11/23/07	92-45	W	34-67	.507	6-22	.273	18-22	.818	15	27	42	44.4	13	21	14	4	16	92	86.0	
BOSTON	11/27/07	80-53	W	28-55	.509	10-22	.455	14-19	.737	15	19	34	42.7	15	19	16	5	11	80	85.0	
TOLEDO	12/01/07	78-52	W	31-72	.431	5-16	.313	11-14	.786	23	28	51	43.9	12	21	7	3	5	78	84.0	
at Duquesne	12/05/07	73-68	W	25-61	.410	4-16	.250	19-27	.704	16	28	44	43.9	19	13	18	5	6	73	82.6	
at Washington	12/08/07	75-74	W	28-56	.500	5-11	.455	14-20	.700	12	23	35	42.9	16	12	9	2	4	75	81.8	
OKLAHOMA STATE	12/15/07	85-68	W	27-49	.551	7-14	.500	24-29	.828	6	24	30	41.6	14	17	13	6	10	85	82.1	
vs Duke	12/20/07	65-64	Wot	23-65	.354	3-19	.158	16-24	.667	19	34	53	42.6	23	10	22	4	8	65	80.5	
at Dayton	12/29/07	55-80	L	19-64	.297	3-25	.120	14-21	.667	18	17	35	42.0	19	7	11	2	3	55	78.4	
LAFAYETTE	01/02/08	96-75	W	35-52	.673	10-16	.625	16-24	.667	11	13	24	40.6	17	23	13	6	9	96	79.8	
at Villanova	01/06/08	63-64	L	25-55	.455	5-11	.455	8-13	.615	18	25	43	40.8	21	10	22	7	3	63	78.6	
at USF	1/09/08	79-66	W	31-58	.534	8-16	.500	9-14	.643	16	20	36	40.5	15	20	10	3	5	79	78.6	
PITT				1179	440-929	.474	98-280	.350	201-283	.710	238	369	607	40.5	237	252	200	60	117	1179	78.6
Opponents				935	337-856	.394	97-307	.316	164-233	.704	179	296	475	31.7	260	178	234	34	70	935	62.3

Games played: 15
Points/game: 78.6
FG Pct: 47.4
3FG Pct: 35.0
FT Pct: 71.0

Rebounds/game: 40.5
Assists/game: 16.8
Turnovers/game: 13.3
Assist/turnover ratio: 1.3
Steals/game: 7.8
Blocks/game: 4.0

2007-08 Pitt Men's Basketball
PITT Opponent Game-by-Game (as of Jan 09, 2008)
All games

OPPONENT STATISTICS

Opponent	Date	Score	W/L	---TOTAL---		--3-PTRS--		----REBOUNDS----				PF	A	TO	Blk	Stl	Pts---Avg				
				FG-FGA	Pct	3FG-FGA	Pct	FT-FTA	Pct	Off	Def						Tot	Avg	Pts	Avg	
HOUSTON BAPTIST	11/09/07	103-62	W	22-61	.361	6-20	.300	12-14	.857	8	24	32	32.0	16	12	22	3	5	62	62.0	
NORTH CAROLINA A&T	11/10/07	88-61	W	22-54	.407	4-19	.211	13-17	.765	11	17	28	30.0	13	11	18	1	8	61	61.5	
SAINT LOUIS	11/11/07	69-58	W	24-48	.500	6-15	.400	4-4	1.000	4	20	24	28.0	17	15	14	1	3	58	60.3	
MISSISSIPPI VALLEY ST	11/15/07	78-45	W	15-57	.263	4-16	.250	11-15	.733	9	21	30	28.5	12	8	10	0	2	45	56.5	
BUFFALO	11/23/07	92-45	W	19-56	.339	4-19	.211	3-6	.500	10	19	29	28.6	21	13	25	1	6	45	54.2	
BOSTON	11/27/07	80-53	W	17-54	.315	8-24	.333	11-17	.647	18	14	32	29.2	14	8	20	4	4	53	54.0	
TOLEDO	12/01/07	78-52	W	19-55	.345	7-27	.259	7-10	.700	9	19	28	29.0	16	8	12	3	3	52	53.7	
at Duquesne	12/05/07	73-68	W	25-65	.385	2-20	.100	16-19	.842	12	24	36	29.9	22	13	16	6	8	68	55.5	
at Washington	12/08/07	75-74	W	29-63	.460	11-24	.458	5-10	.500	14	20	34	30.3	13	18	8	2	2	74	57.6	
OKLAHOMA STATE	12/15/07	85-68	W	26-62	.419	6-21	.286	10-15	.667	15	20	35	30.8	20	8	17	4	8	68	58.6	
vs Duke	12/20/07	65-64	Wot	23-61	.377	4-19	.211	14-26	.538	11	28	39	31.5	24	12	20	1	4	64	59.1	
at Dayton	12/29/07	55-80	L	26-50	.520	6-12	.500	22-28	.786	10	31	41	32.3	18	9	14	1	0	80	60.8	
LAFAYETTE	01/02/08	96-75	W	24-51	.471	17-31	.548	10-14	.714	14	10	24	31.7	22	19	18	2	4	75	61.9	
at Villanova	01/06/08	63-64	L	20-59	.339	6-22	.273	18-24	.750	16	15	31	31.6	18	8	10	1	11	64	62.1	
at USF	1/09/08	79-66	W	26-60	.433	6-18	.333	8-14	.571	18	14	32	31.7	14	16	10	4	2	66	62.3	
Opponents				935	337-856	.394	97-307	.316	164-233	.704	179	296	475	31.7	260	178	234	34	70	935	62.3
PITT				1179	440-929	.474	98-280	.350	201-283	.710	238	369	607	40.5	237	252	200	60	117	1179	78.6

Games played: 15
Points/game: 62.3
FG Pct: 39.4
3FG Pct: 31.6
FT Pct: 70.4

Rebounds/game: 31.7
Assists/game: 11.9
Turnovers/game: 15.6
Assist/turnover ratio: 0.8
Steals/game: 4.7
Blocks/game: 2.3

2007-08 Pitt Men's Basketball
PITT Game-by-Game Points-Rebounds-Assists (as of Jan 09, 2008)
All games

Opponent	Date	Score	WL	00	01	02	04	05	11	22	23	24
				WALLACE,A	BENJAMIN,	FIELDS,LE	RAMON,RON	BIGGS,TYR	BROWN,GIL	WANAMAKER	YOUNG,SAM	FRYE,TIM
HOUSTON BAPTIST	11/09/07	103-62	W	0- 2- 0	16- 5- 2	6- 5- 6	8- 2- 4	5- 3- 3	2- 4- 2	4- 4- 8	22- 9- 1	3- 0- 0
NORTH CAROLINA A&T	11/10/07	88-61	W	DNP	3- 1- 2	7- 2- 5	12- 1- 1	6- 5- 1	3- 0- 1	4- 2- 3	24-11- 0	DNP
SAINT LOUIS	11/11/07	69-58	W	DNP	0- 0- 0	16- 4- 6	6- 1- 3	5- 4- 0	6- 0- 0	2- 1- 0	12- 7- 0	DNP
MISSISSIPPI VALLEY STAT	11/15/07	78-45	W	2- 0- 0	7- 1- 3	2- 5- 3	6- 3- 3	10- 4- 1	12- 4- 2	7- 1- 4	17-12- 1	2- 1- 0
BUFFALO	11/23/07	92-45	W	0- 1- 0	17- 1- 1	15- 5- 7	3- 2- 0	12- 4- 1	10- 3- 4	3- 1- 3	20- 8- 2	0- 0- 0
BOSTON	11/27/07	80-53	W	0- 0- 0	5- 3- 2	11- 2- 8	15- 3- 1	6- 1- 1	5- 4- 1	2- 1- 0	14- 4- 0	0- 0- 0
TOLEDO	12/01/07	78-52	W	DNP	6- 1- 1	5- 5- 9	5- 3- 3	6-11- 1	6- 4- 1	6- 0- 0	17-12- 1	DNP
at Duquesne	12/05/07	73-68	W	DNP	2- 6- 1	10- 5- 5	9- 3- 3	2- 4- 1	5- 1- 1	0- 0- 0	23- 5- 0	DNP
at Washington	12/08/07	75-74	W	DNP	2- 2- 0	20- 5- 3	3- 2- 2	4- 4- 0	2- 0- 1	DNP	14- 3- 0	DNP
OKLAHOMA STATE	12/15/07	85-68	W	DNP	5- 0- 2	17- 3- 6	10- 5- 5	3- 3- 1	0- 1- 1	DNP	15- 3- 1	DNP
vs Duke	12/20/07	65-64	WO	DNP	2- 3- 0	21- 2- 4	4- 2- 2	2- 4- 0	2- 7- 2	DNP	17- 7- 1	DNP
at Dayton	12/29/07	55-80	L	DNP	7- 3- 0	13- 3- 3	2- 3- 2	6- 5- 0	3- 5- 1	0- 0- 1	15- 7- 0	DNP
LAFAYETTE	01/02/08	96-75	W	DNP	20- 2- 5	DNP	11- 4-10	19- 4- 1	10- 2- 1	5- 2- 2	19- 7- 1	3- 0- 0
at Villanova	01/06/08	63-64	L	DNP	15- 2- 1	DNP	3- 2- 3	7- 5- 1	10- 4- 2	0- 2- 0	16- 5- 1	DNP
at USF	1/09/08	79-66	W	DNP	20- 3- 3	DNP	6- 1- 7	2- 7- 0	10- 4- 4	1- 1- 3	22- 4- 1	DNP

Opponent	Date	Score	WL	31	40	45	50	52
				COOK,MIKE	POLEN,MAU	BLAIR,DEJ	DIGGS,CAS	MCGHEE,GA
HOUSTON BAPTIST	11/09/07	103-62	W	13- 6- 2	0- 0- 0	20-14- 2	4- 4- 1	DNP
NORTH CAROLINA A&T	11/10/07	88-61	W	13- 3- 5	DNP	10- 7- 0	6- 4- 0	0- 1- 0
SAINT LOUIS	11/11/07	69-58	W	6- 2- 2	DNP	16- 8- 0	0- 1- 0	DNP
MISSISSIPPI VALLEY STAT	11/15/07	78-45	W	6- 1- 0	0- 1- 1	2- 7- 1	4- 3- 0	1- 3- 0
BUFFALO	11/23/07	92-45	W	8- 5- 2	0- 2- 0	4- 5- 1	0- 1- 0	0- 0- 0
BOSTON	11/27/07	80-53	W	11- 2- 6	0- 1- 0	9- 6- 0	0- 4- 0	2- 3- 0
TOLEDO	12/01/07	78-52	W	14- 1- 3	DNP	11-11- 2	2- 1- 0	DNP
at Duquesne	12/05/07	73-68	W	12- 4- 2	DNP	10- 9- 0	DNP	DNP
at Washington	12/08/07	75-74	W	14- 1- 6	DNP	16-14- 0	DNP	DNP
OKLAHOMA STATE	12/15/07	85-68	W	15- 2- 1	DNP	20-10- 0	DNP	DNP
vs Duke	12/20/07	65-64	WO	2- 4- 0	DNP	15-20- 1	DNP	DNP
at Dayton	12/29/07	55-80	L	DNP	DNP	9- 6- 0	0- 0- 0	DNP
LAFAYETTE	01/02/08	96-75	W	DNP	0- 0- 0	9- 3- 3	0- 0- 0	DNP
at Villanova	01/06/08	63-64	L	DNP	DNP	12-15- 2	DNP	DNP
at USF	1/09/08	79-66	W	DNP	DNP	12- 9- 1	DNP	6- 4- 1

2007-08 Pitt Men's Basketball
PITT Game-by-Game Highs (as of Jan 09, 2008)
All games

Opponent	Date	Score	WL	POINTS	REBOUNDS	ASSISTS	STEALS	BLOCKED SHOTS
HOUSTON BAPTIST	11/09/07	103-62	W	22-YOUNG, Sam	14-BLAIR, DeJuan	8-WANAMAKER, Br	4-BLAIR, DeJuan	1-DIGGS, Cassin BROWN, Gilber BLAIR, DeJuan
NORTH CAROLINA A&T	11/10/07	88-61	W	24-YOUNG, Sam	11-YOUNG, Sam	5-FIELDS, Levan COOK, Mike	4-YOUNG, Sam	1-BROWN, Gilber COOK, Mike YOUNG, Sam
SAINT LOUIS	11/11/07	69-58	W	16-FIELDS, Levan BLAIR, DeJuan	8-BLAIR, DeJuan	6-FIELDS, Levan	3-BLAIR, DeJuan	2-YOUNG, Sam
MISSISSIPPI VALLEY STATE	11/15/07	78-45	W	17-YOUNG, Sam	12-YOUNG, Sam	4-WANAMAKER, Br	1-WANAMAKER, Br BROWN, Gilber BLAIR, DeJuan FIELDS, Levan BENJAMIN, Kei	2-BLAIR, DeJuan
BUFFALO	11/23/07	92-45	W	20-YOUNG, Sam	8-YOUNG, Sam	7-FIELDS, Levan	4-YOUNG, Sam	3-YOUNG, Sam
BOSTON	11/27/07	80-53	W	15-RAMON, Ronald	6-BLAIR, DeJuan	8-FIELDS, Levan	3-BLAIR, DeJuan	3-BLAIR, DeJuan
TOLEDO	12/01/07	78-52	W	17-YOUNG, Sam	12-YOUNG, Sam	9-FIELDS, Levan	3-BLAIR, DeJuan	2-BLAIR, DeJuan
at Duquesne	12/05/07	73-68	W	23-YOUNG, Sam	9-BLAIR, DeJuan	5-FIELDS, Levan	3-BLAIR, DeJuan	2-BENJAMIN, Kei
at Washington	12/08/07	75-74	W	20-FIELDS, Levan	14-BLAIR, DeJuan	6-COOK, Mike	3-BLAIR, DeJuan	2-BLAIR, DeJuan
OKLAHOMA STATE	12/15/07	85-68	W	20-BLAIR, DeJuan	10-BLAIR, DeJuan	6-FIELDS, Levan	3-RAMON, Ronald	5-BLAIR, DeJuan
vs Duke	12/20/07	65-64	WO	21-FIELDS, Levan	20-BLAIR, DeJuan	4-FIELDS, Levan	2-FIELDS, Levan YOUNG, Sam BROWN, Gilber	3-BLAIR, DeJuan
at Dayton	12/29/07	55-80	L	15-YOUNG, Sam	7-YOUNG, Sam	3-FIELDS, Levan	2-FIELDS, Levan	1-BLAIR, DeJuan YOUNG, Sam
LAFAYETTE	01/02/08	96-75	W	20-BENJAMIN, Kei	7-YOUNG, Sam	10-RAMON, Ronald	4-BLAIR, DeJuan	2-BIGGS, Tyrell YOUNG, Sam
at Villanova	01/06/08	63-64	L	16-YOUNG, Sam	15-BLAIR, DeJuan	3-RAMON, Ronald	2-BLAIR, DeJuan	3-BROWN, Gilber
at USF	1/09/08	79-66	W	22-YOUNG, Sam	9-BLAIR, DeJuan	7-RAMON, Ronald	2-BLAIR, DeJuan	2-BLAIR, DeJuan

2007-08 Pitt Men's Basketball
PITT Team High/Low Analysis (as of Jan 09, 2008)
All games

PITT - TEAM GAME HIGHS

POINTS.....	103	vs Houston Baptist (11/09/07)
	96	vs Lafayette (01/02/08)
	92	vs Buffalo (11/23/07)
	88	vs North Carolina A&T (11/10/07)
	85	vs Oklahoma State (12/15/07)
FIELD GOALS MADE.....	42	vs Houston Baptist (11/09/07)
	35	vs Lafayette (01/02/08)
FIELD GOAL ATTEMPTS.....	92	vs Houston Baptist (11/09/07)
	72	vs Toledo (12/01/07)
FIELD GOAL PERCENTAGE.....	.673 (35-52)	vs Lafayette (01/02/08)
	.551 (27-49)	vs Oklahoma State (12/15/07)
3 PT FIELD GOALS MADE.....	12	vs North Carolina A&T (11/10/07)
	10	vs Lafayette (01/02/08)
	10	vs Boston (11/27/07)
	10	vs Houston Baptist (11/09/07)
3 PT FG ATTEMPTS.....	34	vs Houston Baptist (11/09/07)
	27	vs North Carolina A&T (11/10/07)
3 PT FG PERCENTAGE.....	.625 (10-16)	vs Lafayette (01/02/08)
	.500 (8-16)	at USF (1/09/08)
	.500 (7-14)	vs Oklahoma State (12/15/07)
FREE THROWS MADE.....	24	vs Oklahoma State (12/15/07)
	19	at Duquesne (12/05/07)
FREE THROW ATTEMPTS.....	29	vs Oklahoma State (12/15/07)
	27	at Duquesne (12/05/07)
FREE THROW PERCENTAGE.....	.833 (10-12)	vs North Carolina A&T (11/10/07)
	.828 (24-29)	vs Oklahoma State (12/15/07)
REBOUNDS.....	59	vs Houston Baptist (11/09/07)
	53	vs Duke (12/20/07)
ASSISTS.....	31	vs Houston Baptist (11/09/07)
	23	vs Lafayette (01/02/08)
STEALS.....	16	vs Buffalo (11/23/07)
	16	vs Houston Baptist (11/09/07)
BLOCKED SHOTS.....	7	at Villanova (01/06/08)
	6	vs Lafayette (01/02/08)
	6	vs Oklahoma State (12/15/07)
TURNOVERS.....	22	at Villanova (01/06/08)
	22	vs Duke (12/20/07)
FOULS.....	23	vs Duke (12/20/07)
	21	at Villanova (01/06/08)

2007-08 Pitt Men's Basketball
PITT High/Low Analysis (as of Jan 09, 2008)
All games

Opponent - GAME HIGHS

POINTS.....	80	at Dayton (12/29/07)
	75	vs Lafayette (01/02/08)
	74	at Washington (12/08/07)
	68	vs Oklahoma State (12/15/07)
	68	at Duquesne (12/05/07)
FIELD GOALS MADE.....	29	at Washington (12/08/07)
	26	at USF (1/09/08)
	26	at Dayton (12/29/07)
	26	vs Oklahoma State (12/15/07)
FIELD GOAL ATTEMPTS.....	65	at Duquesne (12/05/07)
	63	at Washington (12/08/07)
FIELD GOAL PERCENTAGE.....	.520 (26-50)	at Dayton (12/29/07)
	.500 (24-48)	vs Saint Louis (11/11/07)
3 PT FIELD GOALS MADE.....	17	vs Lafayette (01/02/08)
	11	at Washington (12/08/07)
3 PT FG ATTEMPTS.....	31	vs Lafayette (01/02/08)
	27	vs Toledo (12/01/07)
3 PT FG PERCENTAGE.....	.548 (17-31)	vs Lafayette (01/02/08)
	.500 (6-12)	at Dayton (12/29/07)
FREE THROWS MADE.....	22	at Dayton (12/29/07)
	18	at Villanova (01/06/08)
FREE THROW ATTEMPTS.....	28	at Dayton (12/29/07)
	26	vs Duke (12/20/07)
FREE THROW PERCENTAGE.....	1.000 (4-4)	vs Saint Louis (11/11/07)
	.857 (12-14)	vs Houston Baptist (11/09/07)
REBOUNDS.....	41	at Dayton (12/29/07)
	39	vs Duke (12/20/07)
ASSISTS.....	19	vs Lafayette (01/02/08)
	18	at Washington (12/08/07)
STEALS.....	11	at Villanova (01/06/08)
	8	vs Oklahoma State (12/15/07)
	8	at Duquesne (12/05/07)
	8	vs North Carolina A&T (11/10/07)
BLOCKED SHOTS.....	6	at Duquesne (12/05/07)
	4	at USF (1/09/08)
	4	vs Oklahoma State (12/15/07)
	4	vs Boston (11/27/07)
TURNOVERS.....	25	vs Buffalo (11/23/07)
	22	vs Houston Baptist (11/09/07)
FOULS.....	24	vs Duke (12/20/07)
	22	vs Lafayette (01/02/08)
	22	at Duquesne (12/05/07)

2007-08 Pitt Men's Basketball
PITT High/Low Analysis (as of Jan 09, 2008)
All games

PITT - GAME LOWS

POINTS.....	55	at Dayton (12/29/07)
	63	at Villanova (01/06/08)
	65	vs Duke (12/20/07)
	69	vs Saint Louis (11/11/07)
	73	at Duquesne (12/05/07)
FIELD GOALS MADE.....	19	at Dayton (12/29/07)
	23	vs Duke (12/20/07)
FIELD GOAL ATTEMPTS.....	49	vs Oklahoma State (12/15/07)
	52	vs Lafayette (01/02/08)
FIELD GOAL PERCENTAGE.....	.297 (19-64)	at Dayton (12/29/07)
	.354 (23-65)	vs Duke (12/20/07)
3 PT FIELD GOALS MADE.....	3	vs Duke (12/20/07)
	3	at Dayton (12/29/07)
3 PT FG ATTEMPTS.....	9	vs Saint Louis (11/11/07)
	11	at Washington (12/08/07)
	11	at Villanova (01/06/08)
3 PT FG PERCENTAGE.....	.120 (3-25)	at Dayton (12/29/07)
	.158 (3-19)	vs Duke (12/20/07)
FREE THROWS MADE.....	8	at Villanova (01/06/08)
	9	vs Houston Baptist (11/09/07)
	9	vs Saint Louis (11/11/07)
	9	at USF (1/09/08)
FREE THROW ATTEMPTS.....	12	vs Houston Baptist (11/09/07)
	12	vs North Carolina A&T (11/10/07)
FREE THROW PERCENTAGE.....	.500 (9-18)	vs Saint Louis (11/11/07)
	.615 (8-13)	at Villanova (01/06/08)
REBOUNDS.....	24	vs Lafayette (01/02/08)
	30	vs Oklahoma State (12/15/07)
ASSISTS.....	7	at Dayton (12/29/07)
	10	vs Duke (12/20/07)
	10	at Villanova (01/06/08)
STEALS.....	3	at Dayton (12/29/07)
	3	at Villanova (01/06/08)
BLOCKED SHOTS.....	2	vs Saint Louis (11/11/07)
	2	at Washington (12/08/07)
	2	at Dayton (12/29/07)
TURNOVERS.....	7	vs Toledo (12/01/07)
	8	vs Saint Louis (11/11/07)
FOULS.....	9	vs Saint Louis (11/11/07)
	12	vs Toledo (12/01/07)

2007-08 Pitt Men's Basketball
PITT High/Low Analysis (as of Jan 09, 2008)
All games

Opponent - GAME LOWS

POINTS.....	45	vs Mississippi Valley State (11/15/07)
	45	vs Buffalo (11/23/07)
	52	vs Toledo (12/01/07)
	53	vs Boston (11/27/07)
	58	vs Saint Louis (11/11/07)
FIELD GOALS MADE.....	15	vs Mississippi Valley State (11/15/07)
	17	vs Boston (11/27/07)
FIELD GOAL ATTEMPTS.....	48	vs Saint Louis (11/11/07)
	50	at Dayton (12/29/07)
FIELD GOAL PERCENTAGE.....	.263 (15-57)	vs Mississippi Valley State (11/15/07)
	.315 (17-54)	vs Boston (11/27/07)
3 PT FIELD GOALS MADE.....	2	at Duquesne (12/05/07)
	4	vs North Carolina A&T (11/10/07)
	4	vs Mississippi Valley State (11/15/07)
	4	vs Buffalo (11/23/07)
	4	vs Duke (12/20/07)
3 PT FG ATTEMPTS.....	12	at Dayton (12/29/07)
	15	vs Saint Louis (11/11/07)
3 PT FG PERCENTAGE.....	.100 (2-20)	at Duquesne (12/05/07)
	.211 (4-19)	vs North Carolina A&T (11/10/07)
	.211 (4-19)	vs Buffalo (11/23/07)
	.211 (4-19)	vs Duke (12/20/07)
FREE THROWS MADE.....	3	vs Buffalo (11/23/07)
	4	vs Saint Louis (11/11/07)
FREE THROW ATTEMPTS.....	4	vs Saint Louis (11/11/07)
	6	vs Buffalo (11/23/07)
FREE THROW PERCENTAGE.....	.500 (3-6)	vs Buffalo (11/23/07)
	.500 (5-10)	at Washington (12/08/07)
REBOUNDS.....	24	vs Saint Louis (11/11/07)
	24	vs Lafayette (01/02/08)
ASSISTS.....	8	vs Mississippi Valley State (11/15/07)
	8	vs Boston (11/27/07)
	8	vs Toledo (12/01/07)
	8	vs Oklahoma State (12/15/07)
	8	at Villanova (01/06/08)
STEALS.....	0	at Dayton (12/29/07)
	2	vs Mississippi Valley State (11/15/07)
	2	at Washington (12/08/07)
	2	at USF (1/09/08)
BLOCKED SHOTS.....	0	vs Mississippi Valley State (11/15/07)
	1	vs North Carolina A&T (11/10/07)
	1	vs Saint Louis (11/11/07)
	1	vs Buffalo (11/23/07)
	1	vs Duke (12/20/07)
	1	at Dayton (12/29/07)
	1	at Villanova (01/06/08)
TURNOVERS.....	8	at Washington (12/08/07)
	10	vs Mississippi Valley State (11/15/07)
	10	at Villanova (01/06/08)
	10	at USF (1/09/08)
FOULS.....	12	vs Mississippi Valley State (11/15/07)
	13	vs North Carolina A&T (11/10/07)
	13	at Washington (12/08/07)

2007-08 Pitt Men's Basketball
 PITT Player High/Low Analysis (as of Jan 09, 2008)
 All games

PITT - INDIVIDUAL GAME HIGHS

POINTS.....	24	YOUNG, Sam vs North Carolina A&T (11/10/07)
	23	YOUNG, Sam at Duquesne (12/05/07)
	22	YOUNG, Sam at USF (1/09/08)
	22	YOUNG, Sam vs Houston Baptist (11/09/07)
	21	FIELDS, Levance vs Duke (12/20/07)
FIELD GOALS MADE.....	10	YOUNG, Sam vs North Carolina A&T (11/10/07)
	10	YOUNG, Sam vs Houston Baptist (11/09/07)
FIELD GOAL ATT.....	17	YOUNG, Sam at Dayton (12/29/07)
	16	YOUNG, Sam vs Duke (12/20/07)
FG PCT (min 5 made).....	.833 (5-6)	RAMON, Ronald vs Boston (11/27/07)
	.818 (9-11)	BIGGS, Tyrell vs Lafayette (01/02/08)
	.818 (9-11)	BLAIR, DeJuan vs Houston Baptist (11/09/07)
3 PT FG MADE.....	5	RAMON, Ronald vs Boston (11/27/07)
	4	RAMON, Ronald vs North Carolina A&T (11/10/07)
	4	YOUNG, Sam vs North Carolina A&T (11/10/07)
	4	BENJAMIN, Keith vs Houston Baptist (11/09/07)
3 PT FG ATTEMPTS.....	8	FIELDS, Levance vs Houston Baptist (11/09/07)
	8	BENJAMIN, Keith vs Houston Baptist (11/09/07)
	8	RAMON, Ronald vs Houston Baptist (11/09/07)
3-PT FG PCT (min 2 made).....	1.000 (5-5)	RAMON, Ronald vs Boston (11/27/07)
	1.000 (2-2)	FIELDS, Levance at Washington (12/08/07)
	1.000 (2-2)	BROWN, Gilbert vs Mississippi Valley State (11/15/07)
	1.000 (2-2)	BROWN, Gilbert vs Saint Louis (11/11/07)
FREE THROWS MADE.....	7	BLAIR, DeJuan vs Duke (12/20/07)
	7	COOK, Mike vs Oklahoma State (12/15/07)
FREE THROW ATT.....	15	BLAIR, DeJuan vs Duke (12/20/07)
	9	YOUNG, Sam vs Lafayette (01/02/08)
FT PCT (min 3 made).....	1.000 (6-6)	YOUNG, Sam vs Oklahoma State (12/15/07)
	1.000 (4-4)	BLAIR, DeJuan at USF (1/09/08)
	1.000 (4-4)	BENJAMIN, Keith vs Lafayette (01/02/08)
	1.000 (4-4)	FIELDS, Levance vs Duke (12/20/07)
	1.000 (4-4)	FIELDS, Levance at Duquesne (12/05/07)
	1.000 (4-4)	COOK, Mike vs Boston (11/27/07)
	1.000 (4-4)	BROWN, Gilbert vs Buffalo (11/23/07)
	1.000 (4-4)	YOUNG, Sam vs Mississippi Valley State (11/15/07)
	1.000 (3-3)	YOUNG, Sam vs Duke (12/20/07)
	1.000 (3-3)	COOK, Mike vs Toledo (12/01/07)
	1.000 (3-3)	YOUNG, Sam vs Buffalo (11/23/07)
REBOUNDS.....	20	BLAIR, DeJuan vs Duke (12/20/07)
	15	BLAIR, DeJuan at Villanova (01/06/08)
ASSISTS.....	10	RAMON, Ronald vs Lafayette (01/02/08)
	9	FIELDS, Levance vs Toledo (12/01/07)
STEALS.....	4	BLAIR, DeJuan vs Lafayette (01/02/08)
	4	YOUNG, Sam vs Buffalo (11/23/07)
	4	YOUNG, Sam vs North Carolina A&T (11/10/07)
	4	BLAIR, DeJuan vs Houston Baptist (11/09/07)
BLOCKED SHOTS.....	5	BLAIR, DeJuan vs Oklahoma State (12/15/07)
	3	BROWN, Gilbert at Villanova (01/06/08)
	3	BLAIR, DeJuan vs Duke (12/20/07)
	3	BLAIR, DeJuan vs Boston (11/27/07)
	3	YOUNG, Sam vs Buffalo (11/23/07)
TURNOVERS.....	5	BENJAMIN, Keith at Villanova (01/06/08)
	5	RAMON, Ronald at Villanova (01/06/08)

FOULS.....

5 YOUNG, Sam vs Lafayette (01/02/08)
5 COOK, Mike vs Duke (12/20/07)
5 FIELDS, Levance vs Duke (12/20/07)
5 FIELDS, Levance at Duquesne (12/05/07)
5 BENJAMIN, Keith at Villanova (01/06/08)
5 BROWN, Gilbert vs Lafayette (01/02/08)
5 BLAIR, DeJuan vs Duke (12/20/07)

2007-08 Pitt Men's Basketball
PITT High/Low Analysis (as of Jan 09, 2008)
All games

OPPONENT INDIVIDUAL GAME HIGHS

POINTS.....	31	ROBERTS, Brian at Dayton (12/29/07)
	26	GRANSBERRY, Kentrell at USF (1/09/08)
	24	STRONG, Carlos vs Boston (11/27/07)
	22	GRANT, Malcolm at Villanova (01/06/08)
	22	KENT, Tyrone vs Toledo (12/01/07)
FIELD GOALS MADE.....	11	GRANSBERRY, Kentrell at USF (1/09/08)
	10	ROBERTS, Brian at Dayton (12/29/07)
FIELD GOAL ATT.....	21	GRANSBERRY, Kentrell at USF (1/09/08)
	20	STRONG, Carlos vs Boston (11/27/07)
FG PCT (min 5 made).....	1.000 (5-5)	JACKSON, Aaron at Duquesne (12/05/07)
	.778 (7-9)	VERDEJO, Jesus at USF (1/09/08)
	.778 (7-9)	BETLEY, Matt vs Lafayette (01/02/08)
3 PT FG MADE.....	6	BETLEY, Matt vs Lafayette (01/02/08)
	6	Appleby, Ryan at Washington (12/08/07)
	6	STRONG, Carlos vs Boston (11/27/07)
3 PT FG ATTEMPTS.....	14	STRONG, Carlos vs Boston (11/27/07)
	12	Appleby, Ryan at Washington (12/08/07)
	12	KENT, Tyrone vs Toledo (12/01/07)
3-PT FG PCT (min 2 made).....	1.000 (6-6)	BETLEY, Matt vs Lafayette (01/02/08)
	1.000 (2-2)	Pondexter, Quincy at Washington (12/08/07)
	1.000 (2-2)	AMEND, Kevin vs Houston Baptist (11/09/07)
FREE THROWS MADE.....	8	RUSH, Steven vs North Carolina A&T (11/10/07)
	6	GRANT, Malcolm at Villanova (01/06/08)
	6	ROBERTS, Brian at Dayton (12/29/07)
FREE THROW ATT.....	8	NELSON, DeMarcus vs Duke (12/20/07)
	8	BRITTAIN, Scott vs Boston (11/27/07)
	8	RUSH, Steven vs North Carolina A&T (11/10/07)
FT PCT (min 3 made).....	1.000 (8-8)	RUSH, Steven vs North Carolina A&T (11/10/07)
	1.000 (4-4)	CUNNINGHAM, Dante at Villanova (01/06/08)
	1.000 (4-4)	LITTLE, Charles at Dayton (12/29/07)
	1.000 (4-4)	WRIGHT, Chris at Dayton (12/29/07)
	1.000 (4-4)	MENSAH, Kojo at Duquesne (12/05/07)
	1.000 (4-4)	JAMES, Shawn at Duquesne (12/05/07)
	1.000 (4-4)	JACKSON, Reggie at Duquesne (12/05/07)
	1.000 (4-4)	STRONG, Carlos vs Boston (11/27/07)
	1.000 (4-4)	PARKS, Wayne vs Mississippi Valley State (11/15/07)
	1.000 (4-4)	HINNENKAMP, Fred vs Houston Baptist (11/09/07)
	1.000 (3-3)	ANDERSON, Dwayne at Villanova (01/06/08)
	1.000 (3-3)	Eaton, Byron vs Oklahoma State (12/15/07)
	1.000 (3-3)	SPEECH, Stanford vs Mississippi Valley State (11/15/07)
	1.000 (3-3)	MORRIS, Sean vs Houston Baptist (11/09/07)
REBOUNDS.....	12	SCHEYER, Jon vs Duke (12/20/07)
	12	Brockman, Jon at Washington (12/08/07)
ASSISTS.....	6	NELSON, DeMarcus vs Duke (12/20/07)
	5	ROBERTS, Brian at Dayton (12/29/07)
	5	JACKSON, Reggie at Duquesne (12/05/07)
	5	KENT, Tyrone vs Toledo (12/01/07)
	5	SAULS, Baron vs Houston Baptist (11/09/07)
STEALS.....	4	REDDING, Reggie at Villanova (01/06/08)
	3	PENA, Antonio at Villanova (01/06/08)
	3	Eaton, Byron vs Oklahoma State (12/15/07)
	3	Harris, Terrel vs Oklahoma State (12/15/07)
	3	MENSAH, Kojo at Duquesne (12/05/07)
	3	HERNANDEZ, Angelo vs North Carolina A&T (11/10/07)
BLOCKED SHOTS.....	5	JAMES, Shawn at Duquesne (12/05/07)