

# PITT

# PITT BASKETBALL

RUTGERS • JANUARY 26, 2008 • PETERSEN EVENTS CENTER • PITTSBURGH, PA.

## 2007-08 SCHEDULE

Date Opponent W/L Time

Hispanic College Fund Challenge (Pittsburgh, Pa.)  
N9 HOUSTON BAPTIST W 103-62  
N10 NORTH CAROLINA A&T W 88-61  
N11 SAINT LOUIS (FSN) W 69-58  
N15 MISSISSIPPI VALLEY STATE W 78-45

N23 BUFFALO W 92-45  
N27 BOSTON U. (FSN) W 80-53  
D1 TOLEDO (Local: CN8) W 78-52  
D5 at Duquesne (ESPN-U) W 73-68  
D8 at Washington (FSN-National) W 75-74  
D15 OKLAHOMA STATE (ESPN) W 85-68

Aeropostale All-America Classic (New York, N.Y.)  
D20 vs. Duke (ESPN) W-OT 65-64

D29 at Dayton (ESPN2) L 80-55  
J2 LAFAYETTE (ESPN-U) W 96-75  
J6 at \*Villanova (FSN) L 64-63  
J9 at \*South Florida (ESPN2) W 79-66  
J12 \*SETON HALL (FSN) W 84-70  
J14 \*GEORGETOWN (ESPN) W 69-60  
J19 at \*Cincinnati (FSN) L 62-59  
J23 at \*St. John's (FSN) W 81-57  
J26 \*RUTGERS (ESPN-Classic) 6 p.m.  
J30 \*VILLANOVA (ESPN-U) 7 p.m.  
F2 at \*Connecticut (CBS) 1 p.m.  
F7 \*WEST VIRGINIA (ESPN) 7 p.m.  
F12 \*PROVIDENCE (FSN) 7:30 p.m.  
F15 at \*Marquette (ESPN) 9 p.m.  
F21 at \*Notre Dame (ESPN) 7 p.m.  
F24 \*LOUISVILLE (WTAE) Noon  
F27 \*CINCINNATI (FSN) 7:30 p.m.  
M1 at \*Syracuse (ESPN) Noon  
M3 at \*West Virginia (ESPN) 7 p.m.  
M9 \*DEPAUL (WTAE) Noon

M12 at Big East Championship (ESPN) TBA

M20 at NCAA First/Second Rounds TBA  
M27 at NCAA Regionals TBA  
A5 at NCAA Final Four TBA

# GAME 20

## RUTGERS (9-11, 1-6 Big East) at #13 PITT (16-3, 4-2 Big East)

Saturday, January 26, 2008 • 6 p.m. ET  
Petersen Events Center (12,508) • Pittsburgh, Pa.

**Television:** ESPN Classic

(John Sanders and Bucky Waters; Producer: Eric Swaringen).

**Radio:** Pitt Panthers/ISP Sports Radio Network (Bill Hillgrove and Dick Groat), 94.5-FM (WWSW), 970 AM (WBGG). Satellite Radio: Sirius Channel 123 (Pitt feed).

**Internet Broadcast/Live Stats:** www.pittsburghpanthers.com

**The Coaches:** Pitt: Jamie Dixon, 9th year at Pitt, 5th year as head coach (121-33); Rutgers: Fred Hill, 2nd year at Rutgers (19-30), 2nd year overall (19-30).

**Rankings:** Pitt: 13-AP, 17-ESPN; Rutgers: not ranked.

**Series:** The two schools meet for the 43rd time in men's basketball. Rutgers leads the series 22-20. Pitt has won each of its last eight meetings against Rutgers including four straight at the RAC.

No. 13 ranked Pitt (16-3, 4-2 Big East) hosts Rutgers (9-11, 1-6 Big East) on Saturday at the Petersen Events Center. Tipoff is set for 6 p.m. ET.

The game will be televised by ESPN Classic. John Sanders (play-by-play) and Bucky Waters (color commentary) will handle announcing duties while Eric Swaringen will handle production.

The contest marks the 100th all-time men's basketball game at the Petersen Events Center. Pitt, which owns a 13-game home win streak, is in its sixth season in the Petersen Events Center and carries an 91-8 all-time record and .919 winning percentage in the building. The .919 winning percentage ranks among the nation's best home court records over the last

six years (see chart page 8). Pitt has won 40 of its last 47 Big East home games and is 35-7 against Big East opponents in the Petersen Events Center. No opponent has defeated Pitt two different times in the Petersen Events Center. Pitt also owns a 56-1 record vs. non-conference opponents in the Petersen Events Center. Pitt has also won 77 of its last 78 home games against regular season non-conference opponents.

For the eighth game this season, Pitt is without two of its starters who are sidelined with injuries: senior small forward Mike Cook (torn ACL) and junior point guard LeVance Fields (fractured left foot). Fields will be out several more weeks and could return by the end of the season. Redshirt freshman Austin Wallace is

## TODAY'S TOP STORYLINES

- The Rutgers game marks Pitt's 100th all-time game in the Petersen Events Center.
- Pitt owns a 13-game home win streak. Pitt is in its sixth season in the Petersen Events Center and is 91-8 all-time (.919 winning percentage) in the arena. Pitt owns a 35-7 all-time record vs. Big East opponents in the Petersen Events Center. No team has defeated the Panthers on two different occasions at the Petersen Events Center.
- January 25, 2008 marked the 20-year anniversary of Jerome Lane's backboard shattering dunk vs. Providence at Fitzgerald Field House.
- Since losing LeVance Fields and Mike Cook, Pitt is 5-2. In those games, Pitt has shot 50.3% (195-388) and 45.5% (51-112) on 3FG.
- Over the last six seasons, Pitt has proven to be the Big East's leader in both overall and league winning percentage, consecutive NCAA Tournament appearances and most 20-win, 10-league win seasons (6).

# PITT

## PITT PANTHERS ROSTER NOTES

### PROBABLE STARTERS

#	NAME	POS	HT	WT	CL	PPG	RPG	CAREER/2007-08 NOTES
23	Sam Young	F	6-6	215	JR	18.6	6.9	•Last 7 GP: 20.6 ppg, 45% (9-20) on 3FG
11	Gilbert Brown	G/F	6-6	200	FR*	5.4	2.9	•Last 7 GP: 6.7 ppg, 28.0 mpg.
45	DeJuan Blair	C	6-7	265	FR	11.8	9.4	•Three-time Big East Rookie of the Week
1	Keith Benjamin	G	6-2	190	SR	9.3	2.3	•Last 7 GP: 15.0 ppg, 55.4 FG% (36-65)
4	Ronald Ramon	G	6-1	185	SR	8.2	2.4	•Last 7 GP: 45 assists, 14 turnovers

### OFF THE BENCH

#	NAME	POS	HT	WT	CL	PPG	RPG	CAREER/2007-08 NOTES
5	Tyrell Biggs	F	6-8	240	JR	6.4	4.8	•Last 7 GP: 7.7 ppg, 5.6 rpg.
22	Brad Wanamaker	G	6-4	200	FR	2.4	1.4	•Last 7 GP: averaging 12.0 minutes pg.
24	Tim Frye	G	6-4	190	FR	1.6	0.3	•Played seven games on year
40	Maurice Polen	F	6-5	245	JR	0.3	0.6	•Earned scholarship on Jan., 18 career GP
50	Cassin Diggs	C	6-10	270	JR	1.8	2.0	•Groin injury/hip strain
52	Gary McGhee	C	6-10	255	FR	1.3	1.4	•6 points, four reb. in 12 min. at USF

### DISABLED LIST

0	Austin Wallace	C	6-9	230	FR*	0.5	0.8	•Out for season: fractured patella (knee)
2	LeVance Fields	G	5-10	190	JR	11.8	3.9	•Sidelined with injury, fractured left foot
31	Mike Cook	F	6-4	215	SR	10.4	2.8	•Out for season: torn ACL vs. Duke

**SERIES HISTORY**

**PITT-RUTGERS SERIES**

Total Games: 42.  
 Series Record: 20-22  
 Hosted by Pitt: 10-9.  
 At Petersen Events Center: 2-0.  
 Hosted by Rutgers: 9-11.  
 Neutral: 1-2.  
 Overtime: 2 (2-0).  
 One-Point Games: 5 (2-3).  
 Two-Point Games: 1 (1-0).  
 Most Points Scored-Pitt: 99  
 (99-73 win on 12/4/72).  
 Most Points Scored-RU: 102  
 (102-71 loss on 1/27/76).  
 Largest Victory Margin-Pitt:  
 26 (99-73 win on 12/4/  
 72).  
 Largest Victory Margin-RU:  
 31 (102-71 loss on 1/27/  
 76).  
 Longest Win Streak-Pitt: 8  
 current (2/25/01-  
 current).  
 Longest Win Streak-RU: 8  
 (1/27/76-2/28/81).  
 Last 10 Games: 9-1.  
 Last 20 Games: 13-7.

**GAME SUMMARY**

*Game-by-game summary is listed on page 11.*

**NATIONAL POLLS** (as of Monday, January 21, 2008)

**ASSOCIATED PRESS POLL**

Rk.	School (1st Place)	W-L	Pts.
1.	Memphis (49)	17-0	1,777
2.	Kansas (23)	18-0	1,751
3.	Tennessee	16-1	1,591
4.	Duke	15-1	1,543
5.	North Carolina	18-1	1,536
6.	Washington State	16-1	1,442
7.	Indiana	16-1	1,351
8.	UCLA	16-2	1,312
9.	Georgetown	14-2	1,235
10.	Michigan State	16-2	1,175
11.	Wisconsin	15-2	1,048
12.	Texas	14-3	887
13.	<b>PITT</b>	<b>15-3</b>	<b>781</b>
14.	Vanderbilt	17-2	748
15.	Butler	17-2	742
16.	Dayton	14-2	567
17.	Mississippi	15-2	529
18.	Villanova	13-3	502
	Texas A&M	15-3	502
20.	Stanford	15-3	444
21.	Marquette	13-4	332
22.	Drake	16-1	313
23.	Xavier	15-4	230
24.	Arizona State	14-3	182
25.	Baylor	15-2	173

**Others receiving votes:** St. Mary's 144, Clemson 136, Kansas State 120, West Virginia 90, Florida 49, UMass 47, Gonzaga 32, So. Cal 26, Rhode Island 17.

**NOTE:**

- Associated Press poll is voted upon by the nation's media (both polls are released on Monday)
- USA Today/ESPN poll is voted on by the nation's coaches

**USA TODAY/ESPN COACHES POLL**

Rk.	School (1st Place)	W-L	Pts.
1.	Memphis (21)	17-0	765
2.	Kansas (10)	18-0	754
3.	Duke	15-1	682
4.	North Carolina	18-1	666
5.	Tennessee	16-1	653
6.	Washington State	16-1	620
7.	UCLA	16-2	581
8.	Indiana	16-1	565
9.	Georgetown	14-2	543
10.	Michigan State	16-2	517
11.	Wisconsin	15-2	443
12.	Texas	14-3	381
13.	Vanderbilt	17-2	336
14.	Butler	17-2	316
15.	Mississippi	15-2	284
16.	Texas A&M	15-3	280
17.	<b>PITT</b>	<b>15-3</b>	<b>267</b>
18.	Villanova	13-3	257
19.	Dayton	14-2	203
20.	Marquette	13-4	158
21.	Stanford	15-3	151
22.	Xavier	15-4	112
23.	Drake	16-1	92
24.	Saint Mary's	15-2	89
25.	Clemson	14-4	84

**Others receiving votes:** Arizona State 61, Florida 56, West Virginia 42, Rhode Island 24, Gonzaga 14, Southern Cal 12, Baylor 11, UMass 9, Kansas State 8, Louisville 7, San Diego State 7.

also out for the season (fractured patella) and junior Cassin Diggs (groin/hip strain) has suffered injuries as well. Fields, Cook and Wallace have accounted for 26% of Pitt's minutes played, 28% of its scoring, 47% of assists and 16% of its rebounding (see chart on page 6). So far, Pitt is 5-2 without Cook and Fields. In those seven games, Pitt is averaging 75.9 points per game while shooting 50.3 percent (195-388) from the floor and 45.5 percent (51-112) from 3-point range. Several of Pitt's players have stepped up in their

absence (see chart on page 10).

No. 13 Pitt enters the game after winning four of its last five games. It improved to 4-2 in Big East play on Wednesday, Jan. 26 with a 24-point win at St. John's as Sam Young led Pitt with a team-high 26 points. Pitt's victory margin of 24 points ranked as the second largest Big East road win in school history. On Saturday, it dropped a 62-59 decision at Cincinnati. Prior to the Cincinnati contest, Pitt defeated No. 5 Georgetown 69-60 on Monday, Jan. 14. Keith Benjamin and Ronald

Ramon paced the Panthers with 18 points apiece and combined for six 3-pointers while DeJuan Blair scored 15 points and grabbed nine rebounds. Pitt also defeated Seton Hall on Jan. 12 as Young scored a career-high 28 points and Blair registered his seventh double-double of the season in the victory.

Pitt opened Big East regular season play with two road games for the first time since the 1995-96 season. That year, Pitt entered the 1995-96 season with consecutive games at Boston College (Nov. 6)

and at West Virginia (Jan. 6). Pitt defeated South Florida 79-66 at the Sun Dome on Wednesday, Jan. 9. Young scored 22 points and Keith Benjamin added 20 in the win. The game was Jamie Dixon's 150th career coaching contest. Pitt opened Big East regular season play with a 64-63 loss at Villanova on Sunday, Jan. 6. Young led Pitt with 16 points and Blair contributed his sixth career double-double with 12 points and 15 rebounds. On Jan. 2, Pitt concluded its non-conference portion of the schedule with a 96-75

**PITT BASKETBALL WEEKLY MEDIA PLANNER**

*All practices are closed. For more information on coverage of Pitt men's basketball, contact Associate Media Relations Director Greg Hotchkiss at (412) 491-5296.*

**SATURDAY**

January 26

Rutgers at Pitt,  
6 p.m.  
ESPN Classic  
94.5/970

**SUNDAY**

January 27

Off Day

**MONDAY**

January 28

Practice, 3-5  
p.m.  
Media  
Opportunity,  
5:30 p.m.

**TUESDAY**

January 29

Practice, 3-5  
p.m.

**WEDNESDAY**

January 30

Villanova at  
Pitt, 7 p.m.  
ESPN-U  
94.5/970

**THURSDAY**

January 31

Practice, 3-5  
p.m.  
Media  
Opportunity,  
5:30 p.m.

**COLLEGE BASKETBALL'S BEST PROGRAMS OVER THE LAST SEVEN YEARS**

Where Pitt ranks among national winning percentage leaders and top programs over the last seven seasons; updated as of January 24, 2008.

School	2007-08	2001-07	Total	Pct.
Duke	15-1	167-38	182-39	.824
Memphis	18-0	160-38	178-38	.824
Kansas	19-0	168-41	187-41	.820
Gonzaga	14-4	159-36	173-40	.812
<b>PITTSBURGH</b>	<b>16-3</b>	<b>162-41</b>	<b>178-44</b>	<b>.802</b>
Florida	17-3	158-45	175-48	.785
Illinois	9-11	163-44	172-55	.758
Southern Illinois	9-10	152-44	161-54	.749
Texas	15-3	148-55	163-58	.738
Connecticut	13-5	153-49	166-60	.735
Wisconsin	16-2	142-55	158-57	.735
Kentucky	8-9	153-50	161-59	.732
Xavier	15-4	141-55	156-59	.726
Syracuse	13-7	150-55	163-62	.724
Arizona	12-6	140-55	152-61	.714
Western Kentucky	15-5	132-54	147-59	.714
Louisville	14-5	142-58	156-63	.712
Oklahoma	13-5	134-55	147-60	.710
Marquette	13-4	135-58	148-62	.705
Boston College	12-5	134-59	146-64	.695
Oklahoma State	10-8	141-59	151-67	.693
Mississippi State	13-5	133-61	146-66	.689
Stanford	15-3	126-61	141-64	.688
Maryland	12-7	136-61	148-68	.685

**MOST NCAA SWEET SIXTEEN APPEARANCES IN LAST SIX YEARS**

Since 2002, Pitt is one of only five schools nationwide to advance to the NCAA Sweet Sixteen at least four times over the last six years. Pitt has advanced to Sweet Sixteen action in 2002, 2003, 2004 and 2007. Here is a chart depicting where Pitt ranks among schools over the last six years:

School	App. since 2002
Duke	5
<b>PITT</b>	<b>4</b>
Kansas	4
Texas	4
Connecticut	4
Arizona	3
Illinois	3
Kentucky	3
Michigan State	3
Southern Illinois	3
UCLA	3

**PITT'S SIX-YEAR SUCCESS (2001-07)**

The following is a list of accomplishments achieved by the Pitt Basketball program over the last six seasons (2001-07):

- Compiled a 162-41 record over the last six seasons and .798 winning percentage which ranks among the nation's top five best winning percentages during that span. The record also tops the Big East from 2001-07.
- Captured three Big East regular season titles: 2001-02 Big East West Division, 2002-03 Big East West Division, 2003-04 Big East regular season.
- Won Pitt's first-ever Big East Tournament title in 2003.
- Advanced to the NCAA Tournament for a school-record six consecutive seasons.
- One of only 12 schools nationwide to advance to the NCAA Tournament in each of the last six seasons.
- Achieved a school record and sixth straight 20-plus win season in 2006-07.
- Averaged 27.0 victories per season over the last six years.
- Advanced to the Big East Championship title game in four straight seasons (2001-04), one of only two conference schools to achieve that honor. Pitt has advanced to the Big East Championship title game in six of the last seven years.
- Compiled a Big East-best 71-25 (.740) record in league regular season games.
- Finished ranked among the nation's top-10 programs in four of the last six seasons.
- Ranked among the nation's top-25 in a school record 61 consecutive polls.
- Appeared on television in 152 total games.
- Set the school record with a 40-game win streak which spanned two years and 68 days.
- Opened the Petersen Events Center with a 34-game win streak, a streak which ranks as the third all-time longest win streak to open a new arena.
- Concluded its fifth year in the Petersen Events Center with an 80-8 record and .909 winning percentage.
- Set all school records for attendance.
- Sold out the Petersen Events Center in each of the arena's first five seasons.

home win over Lafayette. The game marked its final non-conference game. Making his first start in 52 consecutive games, Benjamin led the Panthers with a career-high 20 points (7-9 FG). Tyrell Biggs contributed a career-high 19 points (9-11 FG),

Young finished with 19 points and Ramon registered his first career double-double with 11 points and a career-high 10 assists.

Recently, Pitt concluded a difficult December stretch which included only one home contest (Okla-

homa State). Pitt began its stretch with road wins at both Duquesne (73-68) and at Washington (75-74), defeated Oklahoma State at home (85-68) and No. 6 Duke (65-64) in overtime at Madison Square Garden. Pitt took its holiday break before dropping an 80-55 decision at



**2007-08 PITT PANTHERS NUMERICAL ROSTER**

#	NAME	POS	HT	WT	CL	EX	HOMETOWN/PREVIOUS SCHOOL(s)
0	Austin Wallace	C	6-9	230	FR*	RS	Bronx, N.Y./LaSalle Academy
1	Keith Benjamin	G	6-2	190	SR	3L	Mount Vernon, N.Y./Mount Vernon
2	Levance Fields	G	5-10	190	JR	2L	Brooklyn, N.Y./Xaverian
4	Ronald Ramon	G	6-1	185	SR	3L	Bronx, N.Y./All Hallows
5	Tyrell Biggs	F	6-8	240	JR	2L	Nanuet, N.Y./Don Bosco Prep (N.J.)
11	Gilbert Brown	G/F	6-6	200	FR*	RS	Harrisburg, Pa./South Kent Prep (Conn.)
22	Brad Wanamaker	G	6-4	200	FR	HS	Philadelphia, Pa./Roman Catholic
23	Sam Young	F	6-6	215	JR	2L	Clinton, Md./Hargrave Military Academy/Friendly
24	Tim Frye	G	6-4	190	FR	HS	Mars, Pa./Mars
31	Mike Cook	G/F	6-4	215	SR	1L	Philadelphia, Pa./East Carolina/Friends Central
40	Maurice Polen	F	6-5	245	JR	1L	Philadelphia, Pa./West Philadelphia
45	DeJuan Blair	F	6-7	265	FR	HS	Pittsburgh, Pa./Schenley
50	Cassin Diggs	C	6-10	270	JR	TR	Williamsport, Pa./CloudCty.C.C./Bridgeton Acad. (Maine)
52	Gary McGhee	C	6-10	255	FR	HS	Anderson, Ind./Highland Senior

\* By class denotes redshirt year

**Head Coach:** Jamie Dixon (TCU, 1987), 5<sup>th</sup> year as Head Coach, 9<sup>th</sup> year at Pitt, 105-30 overall; **Assistant Coach:** Tom Herrion (Merrimack, 1989); **Assistant Coach:** Pat Sandle (San Francisco State, 1987); **Assistant Coach:** Orlando Antigua (Pittsburgh, 1995); **Director of Basketball Operations:** Brandin Knight (Pittsburgh, 2005); **Video Coordinator:** Brian Regan (Saint Vincent, 1988); **Athletic Trainer:** Tony Salesi (Pittsburgh, 1980); **Strength & Conditioning Coach:** Tim Beltz (Northern Colorado, 1995); **Academic Coordinator:** Mike Farabaugh (Pittsburgh, 1987); **Equipment Manager:** Brian Brigger (Xavier, 2004); **Team Managers:** Kevin Funston, Jeremy Grubbs, Jordan Marks, Pete Paradise-Asher, Matt Steinbrink, Ben Stirt; **Student Trainers:** Steve Gaul, Jackie Meathe, Luke Romanow; **Administrative Assistant:** Beth Schoedel

**RECORD WHEN...**

Controlling the tip: .....	12-3
Scoring first: .....	14-3
Leading at the half: .....	13-1
Trailing at the half: .....	3-1
Tied at half: .....	0-1
Leading with 5:00 left: .....	16-0
Trailing with 5:00 left: .....	0-3
Tied with 5:00 left: .....	0-0
In Overtime: .....	0-0
Double Overtime: .....	0-0

Pitt outrebounds opp.: .....	14-1
Pitt is outrebounded: .....	1-2
Rebounds are equal: .....	1-0
Pitt commits more TO: .....	3-1
Pitt forces more TO: .....	11-2
Turnovers are equal: .....	2-0

Pitt has more FTA: .....	9-0
Opp. has more FTA: .....	6-3
FT attempts are equal: .....	1-0
Pitt shoots better than 60%: .....	1-0
Pitt shoots better than 50%: .....	9-0
Pitt shoots less than 50%: .....	8-3
Opp. shoots better than 50%: .....	1-1
Opp. shoots less than 50%: .....	15-2
Opp. shoots less than 40%: .....	9-1
Pitt outshoots opp. (FG%) .....	13-1
Pitt outshoots Pitt (FG%) .....	2-2
Shooting is tied (%) .....	0-0
Pitt hits 40% of 3FG: .....	9-1
Pitt hits less than 40% of 3FG: .....	7-2
Pitt outshoots opp. (3FG): .....	14-1

Pitt hits at least 70% of FTA: .....	9-0
Pitt hits at least 60% of FTA: .....	14-3

Pitt bench outscores opp.: .....	8-0
Opp. bench outscores Pitt: .....	7-3
Bench scoring is equal: .....	1-0
Following a Pitt win: .....	12-3
Following a Pitt loss: .....	3-0

3 score in double figures: .....	7-0
4 score in double figures: .....	7-1
5+ in double figures: .....	3-0

**UNIFORMS**

White uniforms: .....	11-0
Blue uniforms: .....	5-3

**MONTHS OF THE YEAR**

In November: .....	6-0
In December: .....	5-1
In January: .....	5-2
In February: .....	0-0
In March: .....	0-0

**DAYS OF THE WEEK**

Monday .....	1-0
Tuesday: .....	1-0
Wednesday: .....	4-0
Thursday .....	2-0
Friday: .....	2-0
Saturday: .....	5-2
Sunday: .....	1-1

**PITT'S BEST START AFTER 19 GAMES**

*The following are Pitt's best start to a season after 19 games played:*

<u>W-L</u>	<u>Season</u>
*19-0 .....	1927-28
18-1 .....	2003-04
18-1 .....	1929-30
18-1 .....	1973-74
17-2 .....	2005-06
17-2 .....	2006-07
16-3 .....	2002-03
16-3 .....	1987-88
16-3 .....	2001-02
<b>16-3 .....</b>	<b>2007-08</b>
15-4 .....	2004-05

*\*21-0 record was the 1927-28 team's final record.*

**PITT'S BEST SEASON STARTS**

*Head Coach Jamie Dixon has engineered five of the school's top-10 best starts to a season. Here is a look at Pitt's other top season starts:*

<u>W-L</u>	<u>Season</u>
*21-0 .....	1927-28
18-0 .....	2003-04
15-0 .....	2005-06
15-0 .....	1915-16
12-0 .....	1929-30
<b>11-0 .....</b>	<b>2007-08</b>
10-0 .....	2006-07
10-0 .....	2004-05
9-0 .....	1987-88
9-0 .....	2002-03
6-0 .....	1998-99

*\*21-0 record was the 1927-28 team's final record.*

Dayton (Dec. 29). The stretch ranks among the nation's most difficult Decembers. At the time, the combined record of Pitt's five December opponents was 43-14.

Pitt's 11-0 start to its season ranked as the sixth all-time best start to a season in program history. Over the last six seasons, Pitt has enjoyed outstanding starts including an 18-0 record in 2003-04, 15-0 in 2005-06, 11-0 in 2007-08, 10-0 in both 2006-07 and 2004-05 and 9-0 in 2002-03 (see chart page 4).

In accumulating its current 16-3 record, Pitt has outscored its opponents by a plus-15.2 margin,

**BIG EAST'S ALL-TIME WINNINGEST COACHES BY PERCENTAGE**

*(Conference Regular Season and Championship Games combined as of January 24, 2008, according to Big East records)*

<u>Coach, Team</u>	<u>W</u>	<u>L</u>	<u>Pct.</u>	<u>Yrs.</u>	<u>BEChamp.</u>
<b>JAMIE DIXON, PITT</b>	<b>56</b>	<b>25</b>	<b>.691</b>	<b>5</b>	<b>7-4, .636</b>
John Thompson, GU	231	123	.653	20	33-13, .717
Jim Boeheim, Syracuse	332	186	.641	29	42-23, .646
Jim Calhoun, Connecticut	256	146	.637	22	28-15, .651
Lou Carnesecca, St. John's	139	80	.635	13	12-11, .478
Mike Jarvis, St. John's	57	36	.613	5	7-4, .636
Ben Howland, Pitt	46	29	.613	4	8-3, .727
Rollie Massimino, Villanova	123	92	.572	12	13-12, .520

**WHERE PITT RANKS NATIONALLY IN THE 2007-08 NCAA STATISTICS**

*Source: www.ncaa.org, (through games of January 17, 2008)*

<u>Category</u>	<u>Rank</u>	<u>Average</u>
Scoring Offense .....	43	78.4
Scoring Defense .....	57	62.6
Scoring Margin .....	17	15.7
Field Goal Percentage .....	51	47.1
Field Goal Percentage Defense .....	33	39.3
Three-Point Field Goals Per Game .....	159	6.8
Three-Point Field Goal Pct. ....	122	36.3
Free Throw Percentage .....	148	69.3
Rebound Margin .....	11	8.5
Assists Per Game .....	31	16.9
Blocked Shots Per Game .....	87	3.9
Steals Per Game .....	118	7.5
Won-Lost Percentage .....	13	88.2
Turnovers Per Game .....	40	13.0
Personal Fouls Per Game .....	27	15.7
Assist:Turnover Ratio .....	16	1.3

**NCAA DIVISION I BEST COACHING STARTS AFTER FIVE SEASONS (by wins)**

*Source: 2007 NCAA Men's Basketball Recordbook, page 158.*

<u>Coach, Team</u>	<u>Seasons</u>	<u>W-L</u>	<u>Pct.</u>
Everett Case, North Carolina State	1947-51	137-29	.825
Mark Few, Gonzaga	2000-04	133-32	.806
Roy Williams, Kansas	1989-93	132-37	.781
Bruce Stewart, WV Wesleyan/Mid. Tenn.	1983-87	126-41	.754
Forddy Anderson, Drake/Bradley	1947-51	123-42	.745
Jerry Tarkanian, LBSU/UNLV	1969-73	122-20	.859
Jim Boeheim, Syracuse	1977-81	122-30	.803
Thad Matta, Butler/Ohio State	2001-05	122-43	.739
<b>JAMIE DIXON, PITT</b>	<b>2003-08</b>	<b>121-33</b>	<b>.786</b>
Fred Schaus, West Virginia	1955-59	120-32	.789
Larry Brown, UCLA/Kansas	1980-81, 84-86	120-38	.759
Tom Izzo, Michigan State	1996-00	120-48	.714

outrebounded its opponents by a plus-7.9 margin and has averaged 77.5 points per game. Pitt currently owns an 13-game home win streak

dating back to last season.

With its 12 non-conference wins, Pitt has registered 10 or more non-conference games for the seventh

**BIG EAST'S BEST PROGRAMS OVER THE PREVIOUS SIX SEASONS (2001-07)**

*Totals are as of May, 2007.*

School	Big East		Overall	
	W-L	Pct.	W-L	Pct.
<b>PITT</b> .....	<b>71-25</b> .....	<b>.740</b> .....	<b>162-41</b> .....	<b>.798</b>
Connecticut .....	68-28 .....	.708 .....	153-49 .....	.757
Syracuse .....	61-35 .....	.635 .....	150-55 .....	.732
Louisville.....	18-14 .....	.563 .....	141-58 .....	.709
Marquette .....	20-12 .....	.625 .....	135-58 .....	.699
Cincinnati .....	11-21 .....	.344 .....	131-62 .....	.679
Villanova .....	55-41 .....	.573 .....	126-70 .....	.643
Notre Dame .....	55-41 .....	.573 .....	121-68 .....	.640
Georgetown .....	50-46 .....	.521 .....	113-71 .....	.614
West Virginia .....	41-55 .....	.427 .....	109-68 .....	.616
DePaul .....	14-18 .....	.438 .....	99-82 .....	.547
Providence .....	42-54 .....	.438 .....	97-84 .....	.536
Seton Hall .....	42-54 .....	.438 .....	93-85 .....	.522
Rutgers .....	38-58 .....	.396 .....	89-94 .....	.486
St. John's .....	32-64 .....	.333 .....	84-94 .....	.472
USF .....	4-28 .....	.125 .....	74-103 .....	.418

**DIXON REACHES 100 CAREER WINS**

*Pitt Head Coach Jamie Dixon reached 100 career victories faster than any other head coach in school history. He registered his 100th career win on Feb. 19, 2007 at Seton Hall.*

*Here is a look at the top Pitt coaches and the total games it took to win 100 games at Pitt:*

Pitt Coach	Games to			
	100 wins	W-L	1st Year	Date of 100th Win
<b>JAMIE DIXON</b>	126	100-26	2003	Feb. 19, 2007 at Seton Hall
H.C. Carlson	140	100-40	1922	Feb. 22, 1930 vs. West Virginia
Paul Evans	156	100-56	1986	Nov. 20, 1991 vs. Manhattan

**SCHOOLS EARNING NCAA TOURNAMENT BERTHS IN EACH OF THE LAST SIX YEARS**

Pitt is one of 12 NCAA Division I schools to advance to the NCAA Tournament in each of the last six seasons (2001-07). Those programs include: Arizona, Duke, Florida, Gonzaga, Illinois, Kansas, Kentucky, Michigan State, **PITT**, Southern Illinois, Texas and Wisconsin.

consecutive season. In addition, Pitt has won 28 consecutive home victories against non-conference opponents at the Petersen Events Center. Next year, Pitt will have the opportunity to break its record for most consecutive home wins against non-conference opponents which is 28 set from Nov. 23, 2003-Jan. 2, 2005. Earlier in the year, Pitt surpassed the one million mark for attendance in games played at the Petersen Events Center. Pitt now has had 1,049,051 fans attend games in the six-year old Petersen Events Center.

Pitt is in its 2007-08 season after completing a 29-8 campaign and 12-4 Big East slate in 2006-07. Pitt earned a school record sixth consecutive NCAA Tournament berth and advanced to Sweet Sixteen play for the fourth time in the last six years. Pitt is one of only five schools nationally to appear in at least four Sweet Sixteens since 2002. Duke (5), Pitt (4), Kansas (4), Texas (4) and Connecticut (4) are the schools who have achieved that honor. Pitt is one of only 12 schools nationally to advance to the NCAA Tournament in each of the last six seasons. The other

**PITT PICKED TO FINISH FOURTH IN BIG EAST CONFERENCE IN COACHES POLL**

**NEW YORK, N.Y.**—The Pitt men's basketball team was selected by league coaches to finish fourth among 16 teams at the league's annual media day Wednesday morning at Madison Square Garden.

In a vote of league coaches, Pitt finished fourth with 170 total points. Georgetown and Louisville were picked to win the title with 217 points each. Marquette was picked to finish third with 191 points, Pitt fourth, followed by 5. Syracuse (153), 6. Connecticut (149) and 7. Villanova (143).

Junior Levance Fields was named an All-Big East preseason honorable mention selection. Last year Fields earned Second Team All-Big East honors after averaging 9.2 points and 4.6 assists per game. He led the Big East in assist:turnover ratio with a 2.41 clip.

Pitt returned two starters and six of its top nine players from a team that finished 29-8 overall, advanced to NCAA Sweet Sixteen play for the fourth time in the past six seasons and appeared in a sixth Big East Championship title game in the last seven years. Pitt is also the only program in the Big East to have won over 20 overall games and 10 league games in each of the past seasons.

Pitt Head Coach Jamie Dixon along with seniors Keith Benjamin, Mike Cook and Ronald Ramon represented the Panthers at media day.

**2007-08 PRESEASON BIG EAST COACHES' POLL**

Rk.	Team	Points
1. ...	Georgetown (8) .....	217
1. ...	Louisville (8) .....	217
3. ...	Marquette .....	191
<b>4. ..</b>	<b>PITT</b> .....	<b>170</b>
5. ...	Syracuse .....	153
6. ...	Connecticut .....	149
7. ...	Villanova .....	143
8. ...	Providence .....	141
9. ...	Notre Dame .....	122
10. ...	West Virginia .....	112
11. .	DePaul .....	79
12. .	Cincinnati .....	62
13. .	Seton Hall .....	56
14. .	St. John's .....	52
15. .	Rutgers .....	32
16. .	South Florida .....	23

*\*first place votes in parenthesis*

**2007-08 PRESEASON ALL-BIG EAST SELECTIONS**

**2007-08 PRESEASON BIG EAST PLAYER OF THE YEAR**

Roy Hibbert, Georgetown

**2007-08 PRESEASON BIG EAST CO-ROOKIES OF THE YEAR**

Donte' Green, Syracuse  
Jonny Flynn, Syracuse

**2007-08 PRESEASON ALL-BIG EAST TEAM**

\*Roy Hibbert, Georgetown, C, Sr., 7-2, 278, Adepti, Md.

Jeff Adrien, Connecticut, F, Jr., 6-7, 238, Brookline, Mass.

Jonathan Wallace, Georgetown, G, Sr., 6-1, 188, Harvest, Ala.

David Padgett, Louisville, C, Sr., 6-11, 245, Reno, Nevada

Terrence Williams, Louisville, F, Jr., 6-6, 210, Seattle, Wash.

Dominic James, Marquette, G, Jr., 5-11, 185, Richmond, Ind.

Jerel McNeal, Marquette, G, Jr., 6-3, 200, Chicago, Ill.

Geoff McDermott, Providence, F, Jr., 6-7, 230, New Rochelle, N.Y.

Kentrell Gransberry, South Florida, C, Sr., 6-9, 270, Baton Rouge, La.

Eric Devendorf, Syracuse, G, 6-4, 180, Bay City, Mich.

\*Scottie Reynolds, Villanova, G, So., 6-2, 195, Herndon, Va.

**2007-08 PRESEASON ALL-BIG EAST HONORABLE MENTION**

Edgar Sosa, Louisville, G, So, 6-1, 175, New York, N.Y.

**Levance Fields, Pittsburgh, G, Jr., 5-10, 190, Brooklyn, N.Y.**

\*denotes unanimous selection

PITT PLAYERS IN THE CAREER RECORDBOOKS

**THREE-POINT FIELD GOALS MADE**

259	Jason Matthews	1987-91
239	Sean Miller	1987-92
210	Julius Page	2000-04
209	Brandin Knight	1999-03
<b>198</b>	<b>Ronald Ramon</b>	<b>2004-08</b>
196	Jason Maile	1992-97
190	Carl Krauser	2002-06
167	Jarrett Lockhart	1996-00
152	Jerry McCullough	1991-97
147	Donatas Zavackas	1999-03
134	Vonteego Cummings	1995-99
119	Antonio Graves	2003-07
110	Andre Alridge	1992-96
<b>99</b>	<b>Levance Fields</b>	<b>2005-08</b>

**THREE-POINT FIELD GOAL ATTEMPTS**

654	Brandin Knight	1999-03
624	Julius Page	2000-04
574	Sean Miller	1987-92
567	Jason Matthews	1987-91

517	Carl Krauser	2002-06
504	Jarrett Lockhart	1996-00
500	Jason Maile	1992-97
<b>494</b>	<b>Ronald Ramon</b>	<b>2004-08</b>
477	Jerry McCullough	1991-96
401	Vonteego Cummings	1995-99

**THREE-POINT FIELD GOAL PERCENTAGE**

.457	Jason Matthews	1987-91
.416	Sean Miller	1987-92
.409	Rod Brookin	1986-90
.405	Donatas Zavackas	1999-03
<b>.401</b>	<b>Ronald Ramon</b>	<b>2004-08</b>
.392	Jason Maile	1992-97
.386	Orlando Antigua	1991-95
.379	Antonio Graves	2003-07
.368	Carl Krauser	2002-06
.367	Garrick Thomas	1992-96
<b>.367</b>	<b>Levance Fields</b>	<b>2005-08</b>
.358	Andre Alridge	1992-96
.337	Julius Page	2000-04

**FREE THROW PERCENTAGE**

.885	Sean Miller	1987-92
.878	Jason Matthews	1987-91
<b>.822</b>	<b>Ronald Ramon</b>	<b>2004-08</b>
.823	Don Hennon	1956-59
.808	Mike Paul	1969-72
.807	Donatas Zavackas	1999-03
.806	Bob Lovett	1963-66
.790	Demetreus Gore	1984-88
.783	Terry Knight	1974-79

**ASSISTS**

785	Brandin Knight	1999-03
744	Sean Miller	1987-92
617	Darelle Porter	1987-91
568	Carl Krauser	2002-06
552	Jerry McCullough	1991-96
458	Vonteego Cummings	1995-99
436	Dwayne Wallace	1978-82
378	Curtis Aiken	1983-87
373	Ricardo Greer	1997-01
363	Pete Strickland	1975-79

343	Billy Culbertson	1981-84
329	Keith Starr	1972-75
307	Tom Richards	1972-76
<b>307</b>	<b>Levance Fields</b>	<b>2005-08</b>
300	Demetreus Gore	1984-88
295	Jaron Brown	2000-04
284	Wayne Williams	1975-79
<b>280</b>	<b>Ronald Ramon</b>	<b>2004-08</b>
258	Andre Alridge	1992-97
244	Julius Page	2000-04

**ASSIST:TURNOVER RATIO**

<b>2.36</b>	<b>Levance Fields</b>	<b>2005-08</b>
2.32	Sean Miller	1987-92
1.95	Darelle Porter	1987-91
<b>1.94</b>	<b>Ronald Ramon</b>	<b>2004-08</b>
1.93	Brandin Knight	1999-03
1.88	Billy Culbertson	1981-84
1.80	Jerry McCullough	1991-96
1.53	Curtis Aiken	1983-87
1.49	Antonio Graves	2003-07

schools include Arizona, Duke, Florida, Gonzaga, Illinois, Kansas, Kentucky, Michigan State, Pitt, Southern Illinois, Texas and Wisconsin. Pitt is the only Big East Conference team to advance to the NCAA Tournament in six consecutive seasons. Villanova currently has a streak of three straight seasons in the NCAA Tournament. Additionally, Pitt is one of only five schools nationwide to advance to the NCAA Tournament, win 20 overall games and 10 league games in each of the last six seasons: Arizona, Gonzaga, Kansas, Pitt and Southern Illinois.

Over the last seven years (2002-08), Pitt has proven to be the winningest Big East Conference basketball program. From 2001-07, Pitt

owns the league's top records for league play (75-27) and overall games (178-44). It has averaged 11.8 league wins and 27 overall wins per year during that period, the best totals in the Big East. Pitt is the only Big East Conference school to win 20 or more overall games and 10 or more league contests in each of the last six seasons. Last year, Pitt also set a school record with its sixth consecutive 20-overall win and 10-league win season. Prior to the 2001-02 season, Pitt won 20 or more games in only two consecutive seasons.

Pitt's Jamie Dixon (121-33) became the first head coach in school history to guide Pitt to four consecutive NCAA Tournaments. Additionally, Dixon has led Pitt to Sweet Sixteen appearances in two of his first four seasons at Pitt (20004 and 2007). Dixon is the first coach in school history to win 20 or more games in four consecutive seasons. Dixon is one of only nine coaches in NCAA Division I history to win 100 or more games in the first four years of a coaching career. His 105 victories (2003-07) ranked as the second most victories for a head coach after four seasons in NCAA history. North Carolina State's Everett Case totaled 107 wins from 1947-50. With his 100th career win against Seton Hall on Feb. 19, 2007, Dixon became the fastest coach in school history to reach 100 victories (see chart page 5). His accomplishment also ranks among NCAA Division I's all-time top-15 fastest coaches to reach 100 wins (see page 4).

Recently Dixon completed his fifth December at Pitt with a com-

bined 33-3 monthly record in December. In addition, he is an undefeated 24-0 in November games. Combining his November and December pre-conference games, Dixon owns a 57-3 record and is 60-4 overall vs. non-conference foes. Previously, Dixon won 45 consecutive games in Nov. and Dec. before dropping a contest at No. 7 Wisconsin on Dec. 16, 2006.

This year, Pitt played the nation's most difficult December schedule with games at Duquesne (Dec. 5), at Washington (Dec. 8), vs. Oklahoma State (Dec. 15), vs. Duke (Dec. 20) at Madison Square Garden and at Dayton (Dec. 29).

Pitt has won 97 of its last 126 contests, 40 of its last 59 Big East regular season games and 81 of its last 87 non-conference games. With 12 non-conference wins, Pitt has already notched its seventh consecutive 10-win non-conference season (11-1 in 2007-08, 13-2 in 2006-07, 11-0 in 2005-06, 10-1 in 2004-05,

14-0 in 2003-04, 10-1 in 2002-03 and 11-1 in 2001-02). Additionally, Pitt has won 36 of its last 39 non-conference games dating back to a January 2, 2005 loss to Bucknell. The three losses were at Wisconsin, vs. Oklahoma State in Oklahoma City and at Dayton.

**PITT HAS ROAD SUCCESS**

Pitt has had success on the road Big East play as the Panthers have sported a 12-6 record over the last two seasons on the road. In his five seasons as head coach at Pitt, Jamie Dixon has accumulated a 22-14 road record in Big East Conference regular season play (2-2 in 2007-08, 6-2 in 2006-07, 3-5 in 2005-06, 5-3 in 2004-05 and 6-2 in 2003-04). Since Dixon became head coach in 2003-04, Pitt has never lost a Big East regular season road game by more than eight points. His 14 losses have come by an average of 3.9 points per loss (55/14 losses).

**IMPACT OF PITT'S THREE LOSSES**

*The loss of two starters Levance Fields and Mike Cook along with redshirt freshman Austin Wallace impacts the Panthers in several ways. Below charts the impact on several statistical categories through Pitt's first 12 games:*

Stat Category	Pct.	Team	Lost
Minutes	26%	2425	632
Points	28%	941	259
Rebounds	16%	504	80
Assists	47%	199	94
FG Made	26%	349	91
FG Attempts	27%	764	208
3FG Made	31%	75	23
3FG Attempts	31%	237	73

**WINNINGEST ACTIVE COACHES BY PCT.**

(Records as of January 24, 2008)

Coach	2007-08	Previous	Total	Pct.
	W-L	W-L	W-L	Pct.
Mark Few, Gonzaga	15-4	209-51	224-55	.803
Roy Williams, North Carolina	19-1	523-134	542-135	.801
<b>JAMIE DIXON, PITT</b>	<b>16-3</b>	<b>105-30</b>	<b>121-33</b>	<b>.786</b>
Bo Ryan, Wisconsin	16-2	525-157	541-159	.773
Thad Matta, Ohio State	13-6	183-52	196-58	.772
Mike Krzyzewski, Duke	15-1	775-261	790-262	.751
Jim Boheim, Syracuse	13-7	750-264	763-271	.738
Lute Olson, Arizona	12-6	779-279	791-285	.735
Rick Pitino, Louisville	14-5	494-182	508-187	.731
Tubby Smith, Minnesota	12-5	386-146	398-151	.725



**PITT'S LONGEST HOME COURT WIN STREAKS**

*Pitt's current 13-game home win streak ranks among the school's all-time longest home win streaks. Streaks do not include contests played at Mellon Arena/Civic Arena.*

*\*27-game win streak includes Civic Arena games.*

No	Streak	Dates
40	1/22/01-2/15/04	
*27	12/10/73-12/23/75	
25	12/10/73-12/23/75	
16	11/19/05-3/3/06	
14	1/31/87-1/25/88	
<b>13</b>	<b>2/17/07-current</b>	
12	11/14/06-1/21/07	
12	2/9/84-1/22/86	
11	1/2/64-12/4/65	
10	12/2/92-2/6/93	
9	3/6/04-1/2/05	
8	11/17/00-1/3/01	
7	2/6/62-12/7/63	
7	11/23/90-1/12/91	
7	11/20/91-2/10/92	

**2007-08 SENIOR CLASS: WINNERS**

*Pitt's 2007-08 senior class of Ronald Ramon, Keith Benjamin and Mike Cook ranks among Pitt's all-time winningest classes. Here is where the threesome ranks among Pitt's top four-year men's basketball periods:*

Senior Class	W-L	Pct.
2004-05	108-25	.812
2005-06	104-27	.794
2003-04	107-30	.781
2006-07	105-30	.778
<b>2007-08</b>	<b>90-28</b>	<b>.763</b>
1930-31	80-27	.748
2002-03	89-40	.690
1987-88	81-41	.663
1988-89	81-42	.658
1989-90	78-45	.634
1981-82	74-45	.622
1986-87	75-47	.615

**KEITH BENJAMIN PICKS UP SCORING SLACK AFTER INJURIES TO FIELDS AND COOK**

Following the injuries to Fields

**YEAR-BY-YEAR NON-CONFERENCE RECORDS**

*A look at Pitt's non-conference records since joining the Big East Conference:*

Year	W-L	Pct.
1982-83	7-4	.636
1983-84	12-2	.857
1984-85	9-3	.750
1985-86	9-3	.750
1986-87	12-3	.800
1987-88	11-2	.846
1988-89	7-5	.583
1989-90	6-5	.545
1991-92	9-6	.600
1992-93	8-1	.889
1993-94	6-2	.750
1994-95	4-4	.500
1995-96	5-3	.625
1996-97	7-6	.538
1997-98	5-3	.625
1998-99	9-2	.818
1999-00	8-3	.727
2000-01	9-4	.692
2001-02	11-1	.917
2002-03	10-1	.909
2003-04	14-0	1.000
2004-05	10-1	1.000
2005-06	11-0	1.000
2006-07	13-2	.867
<b>2007-08</b>	<b>12-1</b>	<b>.923</b>
Total	226-71	.761

**PITT'S BEST HOME COURT WINNING PERCENTAGES**

*Pitt's 11-0 home record this year ranks among the school's top home record percentages (modern era):*

Year	W-L	Pct.
2002-03	16-0	1.000
1973-74	13-0	1.000
<b>2007-08</b>	<b>11-0</b>	<b>1.000</b>
1974-75	10-0	1.000
2003-04	19-1	.950
2005-06	16-1	.941
2001-02	16-1	.941
1963-64	10-1	.909
1987-88	10-1	.909
1990-91	9-1	.900
2006-07	16-2	.889

and Cook, guard Keith Benjamin has made the biggest impact of any

**PITT'S BEST DEFENSIVE SEASONS**

*Pitt yielded 62.3 points per game in 2007-08. Here is where that mark ranks among the school's best defensive points per game averages:*

PPG	Year	W-L
56.4	2003-04	31-5
59.2	2002-03	28-5
59.3	1951-52	10-12
60.9	2001-02	29-6
62.0	1950-51	9-17
<b>62.3</b>	<b>2007-08</b>	<b>16-3</b>
62.8	2006-07	29-8
63.1	2005-06	25-8
63.5	2004-05	20-8
64.7	1983-84	18-13
64.8	1979-80	17-12

**TOP BIG EAST CONSECUTIVE WIN STREAKS**

*Here is a look at Pittsburgh's longest regular season conference win streaks:*

Wins	Date
12	2/2/02-1/25/03
10	2/18/03-1/17/04
8	1/24/87-2/14/87
6	1/9/88-2/3/88
6	2/28/05-1/21/06
<b>5</b>	<b>1/24/07-2/12/07</b>
<b>5</b>	<b>1/4/07-1/21/07</b>
4	3/3/01-1/8/02
4	3/4/95-1/13/96
4	1/12/93-1/23/93
4	2/11/89-2/20/89
4	2/2/85-2/13/85
4	1/29/83-2/7/83

player. After averaging 6.0 points through Pitt's first 12 games, Benjamin has averaged 15.0 points per game. He has shot a phenomenal 55.4 percent (36-65) from the floor and 48.6 percent (18-37) from behind the 3-point line. Prior to the injuries, Benjamin averaged 17 minutes per game and is now playing 34.4 minutes.

**PITT'S WINNINGEST SEASONS**

*A look at Pitt's all-time 20-win seasons (by victories):*

Year	W-L
2003-04	31-5
2001-02	29-6
<b>2006-07</b>	<b>29-8</b>
2002-03	28-5
1973-74	25-4
2005-06	25-8
1986-87	25-8
1987-88	24-7
1929-30	23-2
1927-28	21-0
1990-91	21-12
1930-31	20-4
2004-05	20-9
1981-82	20-10

**PITT'S BEST BIG EAST RECORDS**

*A look at Pitt's best Big East regular season records (by victories):*

W-L	Season
13-3	2003-04
13-3	2002-03
13-3	2001-02
<b>12-4</b>	<b>2006-07</b>
12-4	1987-88
12-4	1986-87
10-6	2005-06
10-6	2004-05
10-8	1996-97
9-7	1990-91
9-7	1988-89

**BLAIR EARNS NATIONAL FRESHMAN OF THE WEEK HONORS FOR THIRD WEEK; NAMED BIG EAST FRESHMAN OF THE WEEK THREE TIMES THIS YEAR**

For the third time this year on Dec. 18, freshman DeJuan Blair was named National Freshman of the Week by Rivals.com. He has also earned Big East Rookie of the Week three weeks (Dec. 17, Dec. 23, Jan. 14) this year.

Blair registered his seventh double-double with a 20-point, 15-rebound game vs. Seton Hall on Jan. 12. In Pitt's 65-64 overtime win vs. No. 6 Duke at Madison Square Garden, Blair registered his fifth career double-double with 15 points and a



## PETERSEN EVENTS CENTER NUMBERS

Entering its sixth basketball season, the Petersen Events Center has provided Pitt a tremendous homecourt advantage. Consider the following facts:

**Total Games:** 99 (100th all-time game: vs. Rutgers, Jan. 26, 2007)

**Overall Record:** 91-8 (.919)

**Big East Record:** 35-7 (.833)

**Non-Conference Record:** 56-1 (.982)

**Consecutive Wins at the Petersen Events Center:** 34 (11/23/02-2/29/04)

**Consecutive Losses:** 2 (two times)

**Consecutive Non-Conference Wins:** 28 (11/23/02-1/2/05), 28 currently (11/19/05-current)

**Consecutive Non-Conference Losses:** 1 (Bucknell)

**Average Victory Margin:** 18.6 points per game (6913-5223, 91wins)

**Average Non-Conference Victory Margin:** 22.6 (4335-3071, 56 wins)

**Average Margin of Loss:** 4.9 points (Pitt: 497, Opp: 536, 8 losses)

**Pitt Victories by 10 points or more:** 71

**Pitt Victories by 20 points or more:** 22

**Pitt Victories by 30 points or more:** 15

**Pitt Victories by 40 points or more:** 4

**Pitt Points Per Game:** 73.7 ppg.

**Opponents' Points Per Game:** 58.1 ppg.

**Opponents held to 60 points or less:** 58 of 99

**Opponents held to 70 points or less:** 91 of 99

**Big East Opponents held to 60 points or less:** 16 of 42

**Big East Opponents held to 70 points or less:** 37 of 42

**Non-Conference Opp. held to 60 points or less:** 42 of 57

**Non-Conference Opp. held to 70 points or less:** 54 of 57

**Consecutive Opponents held to 60 points or less:** 9 (11/27/02-1/18/03)

**Consecutive Opponents held to 70 points or less:** 22 (1/17/04-2/23/05); 21 (11/23/02-12/13/03)

**Most Points Scored by Pitt:** 103 (Houston Baptist, 11/9/07)

**Most Points Scored-Opponent:** 97 (Notre Dame, 1/4/06)

**Least Points Scored by Pitt:** 46-OT (Syracuse, Feb. 29, 2004)

**Least Points Scored-Opponent:** 37 (Penn State, Dec. 6, 2003)

**Largest Victory:** 47 (Buffalo, Nov. 23, 2007, 92-45)

**Largest Loss:** 13 (Louisville, Feb. 12, 2007, 66-53)

**Closest Win:** 1 point (Georgetown, Jan. 25, 2003, 65-64)

**Largest Big East Win:** 36 (West Virginia, Feb. 12, 2003, 82-46)

**Largest Big East Loss:** 13 (Louisville, Feb. 12, 2007, 66-53)

**Record vs. Ranked Teams (AP poll):** 8-2

**Record vs. Top-5 nationally ranked teams:** 4-0

**Record on Senior Day:** 3-2

**Record on Opening Day:** 6-0

**Overtime Record:** 1-2

**Double Overtime Record:** 1-0

### PITT'S LOSSES (8)

Date	Opponent	W/L	Pitt	Opp
Feb. 24, 2004	*Syracuse (OT)	L	46	49
Jan. 2, 2005	Bucknell	L	66	69
Jan. 5, 2005	*Georgetown	L	64	67
Feb. 23, 2005	*West Virginia	L	66	70
Feb. 26, 2005	*Connecticut	L	64	73
March 3, 2006	*Seton Hall	L	61	65
Jan. 21, 2007	*Marquette (OT)	L	74	77
Feb. 12, 2007	*Louisville	L	53	66
	Total		497	536

No team has defeated Pitt twice at the Petersen Events Center.

## WHAT PITT RETURNED IN 2007-08

Category	Percent Returning
Last year's starters:	40% (2 of 5)
Last year's total starts:	41% (76 of 185)
Team's top-10 in minutes played:	70% (7 of 10)
Total minutes played:	59% (4428 of 7501)
Points scored:	60% (1570 of 2637)
Field goals made:	58% (553 of 961)
Field goal attempts:	58% (553 of 961)
3-point FG made:	79% (182 of 229)
3-point FG attempts:	77% (464 of 599)
Offensive rebounds:	50% (222 of 445)
Defensive rebounds:	54% (475 of 884)
Total rebounds:	52% (697 of 1329)
Assists:	66% (427 of 647)
Blocked shots:	23% (30 of 133)
Steals:	63% (123 of 194)

## PITTSBURGH CITY LEAGUE PLAYERS

DeJuan Blair becomes the first Pittsburgh City League player to compete for Pitt since Darelle Porter from 1987-91 and the first Schenley H.S. product to play for the Panthers since Wayne Williams from 1975-79. Here is a list of Pittsburgh City League players to play basketball for the Panthers since 1962:

Years	Player	Pos.	High School
1969-73	Cleveland Edwards	G	Fifth Avenue H.S.
1970-72	Chris Jones	F	Westinghouse H.S.
1971-74	Sam Fleming	G	Fifth Avenue H.S.
1971-75	Kirk Bruce	G	South Hills H.S.
1972-73	Leroy Freeman	G	Westinghouse H.S.
1973-77	Frank Boyd	G	Oliver H.S.
1974-76	Ralph McClelland	C	Allegheny H.S.
1974-75	Mel Bennett	C/F	Peabody H.S.
1975-79	Wayne Williams	G/F	Schenley H.S.
1976-78	Sonny Lewis	G	Schenley H.S.
1976-79	Kelvin Smith		Schenley H.S.
1977-81	Sam Clancy	F	Fifth Avenue H.S.
1984-86	Darryl Shepard	F	Peabody H.S.
1987-91	Darelle Porter	G	Perry Traditional H.S.
2007-08	DeJuan Blair	F/C	Schenley H.S.

## NATION'S TOP HOMECOURT WINNING PERCENTAGES (LAST FIVE SEASONS)

(Research is as of the opening of Pitt's Petersen Events Center, as of May, 2007)

School	W-L	Pct.	06-07	05-06	04-05	03-04	02-03
Overall							
Southern Illinois	65-3	.956	12-0	11-2	15-0	13-1	14-0
Wisconsin	79-4	.952	19-0	14-2	15-1	15-0	16-1
Gonzaga	62-4	.939	13-2	15-0	13-0	11-0	10-2
Illinois	70-5	.933	14-3	15-1	15-0	12-1	14-0
Kansas	73-7	.913	16-2	14-2	15-1	15-1	13-1
Duke	72-7	.911	15-4	14-1	14-1	14-1	15-0
<b>PITT</b>	<b>80-8</b>	<b>.909</b>	<b>16-2</b>	<b>16-1</b>	<b>13-4</b>	<b>19-1</b>	<b>16-0</b>
Memphis	79-9	.898	16-0	19-1	15-6	15-0	14-2
Michigan State	70-8	.894	18-1	12-2	14-1	12-2	14-2
Florida	72-10	.878	17-0	16-2	13-3	11-4	15-1
Connecticut	76-11	.873	15-5	16-0	14-3	17-1	14-2
Oklahoma State	65-10	.867	14-2	11-5	12-1	15-0	13-2
North Carolina	66-11	.857	15-1	13-4	15-0	12-2	11-4
Kentucky	61-11	.847	14-2	10-5	14-1	11-2	12-1
Syracuse	77-14	.846	16-4	14-5	16-2	14-3	17-0
Arizona	65-12	.844	11-5	12-3	15-1	13-2	14-1

## PITT IN THE NATIONAL RANKINGS

A look at where Pitt ranked among the nation's top-25 this season:

Date	AP	ESPN
Preseason	22	20
Nov. 12	19	19
Nov. 19	17	17
Nov. 26	14	11
Dec. 3	12	9
Dec. 10	11	9
Dec. 17	11	9
Dec. 24	6	6
Dec. 31	13	13
January 7	20	18
January 14	15	16
January 21	13	17

ARV-also receiving votes

career-high 20 rebounds. He became just the third freshman in school history to grab 20 or more rebounds in a game. Mel Bennett had 21 rebounds in 1975 and Sam Clancy grabbed 20 rebounds in 1979.

On the year, Blair is averaging 11.8 points, 9.4 rebounds and 2.0 steals per game through his first 19 contests. He also has seven double-doubles on the season.

### GARY MCGHEE PRODUCES OFF THE BENCH AT SOUTH FLORIDA

With Pitt's starting frontcourt (DeJuan Blair and Sam Young) in foul trouble with two fouls apiece after only eight minutes at USF, freshman Gary McGhee entered the game and provided a spark off the bench. The 6-foot-10 inch center threw down a dunk, converted two layups, grabbed four rebounds and played stellar defense on USF's star Kentrell Gransberry. He also provided the go-ahead basket as Pitt never trailed again. Prior to the USF contest, McGhee had played in only four games with three points and seven rebounds.

### SAM YOUNG BECOMES OFFENSIVE FORCE, FRONTRUNNER FOR BIG EAST MOST IMPROVED PLAYER AWARD HONOR

Junior forward Sam Young is a frontrunner for Big East Most Improved Player honors in 2007-08.

Through Pitt's first 19 games, Young is leading Pitt in scoring (18.6 ppg.), averaging 6.9 rebounds per game, shooting 52.4 percent (132-

252) from the floor and 46.0 percent (23-50) from 3-point range while averaging 30.9 minutes per game. He also registered three double-doubles, has eight 20-plus scoring games and set career-highs for scoring and rebounding two different times.

Named the Big East Player of the Week on Nov. 19, he became the first player at Pitt to earn Big East Player of the Week honors since the conference expanded to 16 schools.

Dating back to last season, Young has reached double figure scoring in 26 of his last 30 games played. He has reached double figures in 18 of Pitt's 19 games this year.

### YOUNG'S IMPROVEMENT

Category	2006-07	2007-08
Scoring Avg.	7.2	18.6
FG Pct.	.458	.524
FG Made	103-225	132-252
3FG Pct.	.310	.460
3FG Made	13-42	23-50
FT Pct.	.597	.705
FT Made	46-77	67-95
Rebounding Avg.	3.0	6.9

### YOUNG EARNS NAISMITH MIDSEASON TOP-30 ACCOLADES

Sam Young has been selected as

one of 30 midseason Naismith Award candidates by the Atlanta Sports Council. Presented annually, the Naismith Award recognizes the nation's top male and female college basketball player. Other more recent Pitt nominees for the Naismith Award have included Brandin Knight, Carl Krauser and Chevon Troutman.

### LEVANCE FIELDS CONTINUED HIS OUTSTANDING BALL HANDLING BEFORE INJURY

Prior to his injury suffered at Dayton, point guard LeVance Fields continued his top notch ball handling as the junior has contributed 65 assists and only 23 turnovers in Pitt's first 12 games. His assist:turnover ratio is a phenomenal 2.83, which ranks among the nation's top-15 performers. Last year he finished with a school-record 2.41 season assist:turnover ratio in 2006-07. He currently owns Pitt's school record for assist:turnover ratio with a 2.36 mark.

Fields was named the Big East's Player of the Week after he hit his 3-pointer and scored 21 points to defeat Duke at Madison Square Garden.

### FRESHMAN BLAIR HAS OUTSTANDING FRESHMAN DEBUT GAME WITH DOUBLE-DOUBLE

Blair became the first freshman to start his first game at Pitt since Ronald Ramon made his first career start in 2004. The 6-7, 265-pound Pittsburgh product guided Schenley to the 2007 state title. He attended high school a little over a mile from the Petersen Events Center and grew up in a house just 600 yards from the arena.

With his 20-point, 14-rebound performance, Blair became the first freshman to register a double-double in a debut game since 1987 when Sean Miller scored 13 points and added 11 assists. His 20 points and 14 rebound totals both rank second on Pitt's all-time best debut performances. Ricardo Greer scored 21 points in his debut in 1997 and Sam Clancy pulled down 16 rebounds in his debut game in 1977.

Prior to Ramon's debut in 2004, Ricardo Greer made his first career start on opening day in 1997.

### PITT-ST. JOHN'S POST-GAME NOTES

- Pitt improved to 16-3 overall and 4-2 in Big East Conference play. Pitt's next game (vs. Rutgers

## NCAA DIVISION I FASTEST TO 100 WINS

Source: 2007 NCAA Men's Basketball Recordbook, page 152.

Coach, School(s)	Games	Won	Lost	Pct.	Season	Year
Doc Meanwell, Wisconsin & Missouri	109	100	9	.917	7th	1918
Buck Freeman, St. John's (NY)	110	110	10	.909	5th	1932
Adolph Rupp, Kentucky	116	100	16	.862	6th	1936
Jim Boeheim, Syracuse	117	100	17	.855	4th	1980
Jerry Tarkanian, Long Beach State	117	100	17	.855	5th	1973
Everett Case, North Carolina State	120	100	20	.833	4th	1950
Fred Taylor, Ohio State	120	100	20	.833	5th	1963
Lew Andreas, Syracuse	122	100	22	.820	7th	1931
Denny Crum, Louisville	122	100	22	.820	5th	1976
Everett Dean, Carleton & Indiana	122	100	22	.820	7th	1929
Clair Bee, Rider & Long Island	123	100	23	.813	5th	1934
Don Haskins, UTEP	125	100	25	.800	5th	1966
Nat Holman, CCNY	125	100	25	.800	10th	1929
Buster Sheary, Holy Cross	125	100	25	.800	5th	1953
<b>JAMIE DIXON, PITT</b>	<b>126</b>	<b>100</b>	<b>26</b>	<b>.794</b>	<b>4th</b>	<b>2007</b>
Mark Few, Gonzaga	126	100	26	.794	4th	2003
Tony Hinkle, Butler	126	100	26	.794	7th	1933
Ray Meyer, DePaul	126	100	26	.794	6th	1948
Harry Combes, Illinois	127	100	27	.787	6th	1953
Peck Hickman, Louisville	127	100	27	.787	6th	1949
Vic Bubas, Duke	128	100	28	.781	5th	1964
Hugh Greer, Connecticut	129	100	29	.775	6th	1952
Roy Williams, Kansas	129	100	29	.775	4th	1992
Speedy Morris, LaSalle	130	100	30	.769	4th	1990
Fred Schaus, West Virginia	130	100	30	.769	5th	1959
Clifford Wells, Tulane	130	100	30	.769	6th	1951
Thad Matta, Butler & Xavier	130	100	30	.769	4th	2004
Harry Fisher, Columbia	131	100	31	.763	10th	1916
Joseph Lapchick, St. John's (NY)	131	100	31	.763	7th	1943
Nolan Richardson, Tulsa	131	100	31	.763	5th	1985
Gale Catlette, Cincinnati	132	100	32	.758	5th	1977
Jack Ramsey, Saint Joseph's	132	100	32	.758	5th	1960
Bruce Stewart, WV Wesleyan & Midd. Tenn.	132	100	32	.758	4th	1986

on Jan. 26) marks its 100<sup>th</sup> all-time contest in the Petersen Events Center.

- The 24-point victory marked Pitt's second largest Big East road win in school history. The largest was a 27-point win at Providence (88-61) on March 2, 2004.
- The game marked Pitt's fourth Big East Conference road contest of the season. Pitt improved to 2-2 on the year in Big East road games and to 4-3 on the road this season. In his five seasons as head coach, Jamie Dixon has accumulated a 22-14 road record in Big East Conference regular season play (2-2 in 2007-08, 6-2 in 2006-07, 3-5 in 2005-06, 5-3 in 2004-05 and 6-2 in 2003-04). Since Dixon became head coach in 2003-04, Pitt has never lost a Big East regular season road game by more than eight points. His 14 losses have come by an average of 3.9 points per loss (55 points/14 losses). Pitt improved to 12-6 over the last two seasons on the road.
- With his team-high 26 points this evening, Sam Young scored over 20 points for the eighth time this season and 10<sup>th</sup> time in his career. He reached double figure scoring for the 18<sup>th</sup> time in 19 games this season and 46<sup>th</sup> time in his career. He has now notched double figure scoring games in 26 of his last 30 games played. Young tied a career-high with 10 field goals made. Young has scored 20 or more points in four of Pitt's last five games played.
- Keith Benjamin tied a career-high with three steals on the evening.
- With his 16 points today, Ronald Ramon reached double figure scoring for the 43<sup>rd</sup> time in his career. Ramon set or tied career-highs for free throws made (7) and free throw attempts (9). Ramon finished the day with five assists and one turnover. Since Levance Fields and Mike Cook were sidelined with injuries, Ramon has registered 45 assists and 14 turnovers, an outstanding 3.21 assist:turnover ratio.
- With his 10 points on the evening, DeJuan Blair reached double figure scoring for the 13<sup>th</sup> time on the year.
- Pitt's senior trio of Ronald Ramon, Keith Benjamin and Mike Cook won their 90<sup>th</sup> career game today. The trio improved to 90-28 overall and currently ranks fifth on the all-time winningest senior class list with a .762 winning percentage.
- Pitt improved to 5-2 without Levance Fields and Mike Cook. In those seven games, Pitt has shot 50.2 percent (195-388) and 45.5 percent (51-112) from 3-point range.
- Pitt avoided losing a second consecutive game. In Jamie Dixon's 154-game career as head coach, Pitt has only lost two consecutive games on five occasions and three consecutive games only once.
- With his 121<sup>st</sup> career win, Jamie Dixon improved to ninth place on the NCAA Division I all-time top coaching starts after five seasons. He needs one more win to tie for sixth place on the list at 122 wins with Jerry Tarkanian, Long Beach State/UNLV; Jim

## WAITING IN THE WINGS

*A key to Pitt's success over the past few seasons has been its ability to replace experienced and productive starters year after year. Here is a look at how Jamie Dixon has replaced experienced players with players "waiting in the wings":*

### 2002-03 (251 career starts)

Brandin Knight (PG)  
Ontario Lett (C)  
Donatas Zavackas (PF)

### 2003-04 (31-5)

Carl Krauser (PG)  
Chris Taft (C)  
Chevon Troutman (PF)

### 2003-04 (289 career starts)

Julius Page (SG)  
Jaron Brown (SF)

### 2004-05 (20-9)

Ronald Ramon (SG)  
Mark McCarroll (SF)

### 2004-05 (147 career starts)

Chevon Troutman (PF)  
Chris Taft (C)  
Mark McCarroll (SF)

### 2005-06 (25-8)

Levon Kendall (PF)  
Aaron Gray (C)  
Antonio Graves (G)

### 2005-06 (122 career starts)

Carl Krauser (PG)

### 2006-07 (29-8)

Levance Fields (PG)

### 2006-07 (211 career starts)

Aaron Gray (C)  
Antonio Graves (G)  
Levon Kendall (PF)

### 2007-08

DeJuan Blair (C)  
Ronald Ramon (G)  
Sam Young (PF)

## PICKING UP THE SLACK AFTER INJURIES

Several Pitt players have stepped up their games since injuries to Mike Cook and Levance Fields. A following is a production comparison between Pitt's first 12 games and its last seven games:

### KEITH BENJAMIN

Category	First 12	Last 7 GP
Starts	0	7
Minutes PG:	17.3	34.4
Scoring Average:	6.0	15.0
FG Pct.	.406	.554
FG Made	28-69	36-65
3FG Pct.	.342	.486
3FG Made	13-38	18-37

### RONALD RAMON

Category	First 12	Last 7 GP
Minutes PG	26.9	34.6
3FG Pct.	.321	.484
3FG Made	17-53	15-31
A:TO Ratio	1.93	3.21

### GILBERT BROWN

Category	First 12	Last 7 GP
Starts	1	7
Minutes PG:	16.4	28.0
Scoring Average:	4.7	6.7
FG Pct.	.412	.500
FG Made	21-51	16-32
Rebounds PG	2.8	3.3

### TYRELL BIGGS

Category	First 12	Last 7 GP
Minutes PG:	19.9	23.1
Scoring Average:	5.6	7.7
FG Pct.	.481	.480
FG Made	26-54	24-50
Rebound PG	4.3	5.6

- Boheim, Syracuse; Thad Matta, Ohio State/Xavier.
  - Pitt hit 54.5 percent (30-55) of its field goal attempts. Pitt has now shot over 50 percent in eight of its 19 games this year.
  - The win improved Jamie Dixon to 121-33 overall as head coach. Dixon improved to 49-21 in Big East regular season games.
  - Pitt improved to 18-33 in its 51-game series against St. John's. It also improved to 5-17 overall in its games played against St. John's in New York. Pitt snapped a three-game losing streak to St. John's at Madison Square Garden. Additionally, Pitt had not defeated St. John's in five consecutive games and since March 3, 1996.
  - Pitt won its second consecutive game at Madison Square Garden. It defeated Duke 65-64 in overtime on Dec. 20, 2007. Pitt improved to 19-8 at Madison Square Garden since the 2000-01 season.
  - Pitt yielded just 57 points to St. John's on the day. It has limited 16 of its 19 opponents to 70 points or less. Furthermore, since Jamie Dixon became head coach Pitt has held 128 of its 154 opponents under 70 points. Additionally, it has held 57 of its last 70 Big East opponents under 70 points.
- games against non-conference opponents. It has compiled a 12-1 2007-08 non-conference slate after concluding the 2006-07 season with a 13-2 non-conference record. In 2005-06, Pitt completed its non-conference schedule undefeated (11-0) for just the second time in school history. Pitt went 14-0 in 2003-04. Pitt has now won 10-plus non-conference games in each of the last seven seasons (12-0 in 2007-08, 13-2 in 2006-07, 11-0 in 2005-06, 10-1 in 2004-05, 14-0 in 2003-04, 10-1 in 2002-03 and 11-1 in 2001-02). It has compiled a 80-6 non-conference record over the last seven years.
- Additionally, the Panthers are 56-1 overall (.982) against non-conference foes in the Petersen Events Center and have won 77 of their last 78 home games against non-conference opponents.

## HOME COURT SUCCESS

Pitt is currently on a 13-game home win streak. Pitt owns an 91-8 record and .919 winning percentage in the six-year old Petersen Events Center (16-0 in 2002-03, 19-1 in 2003-04, 13-4 in 2004-05, 16-1 in 2005-06, 16-2 in 2006-07, 13-0 in 2007-08).

Pitt also owns a 35-7 regular season record vs. Big East East opponents in the Petersen Events Center. Pitt opened the Petersen Events Center with 34 straight home wins.

## NON-CONFERENCE SUCCESS

Pitt has won 36 of its last 39



## NCAA DIVISION I BEST COACHING STARTS AFTER FOUR SEASONS (by wins)

Source: 2007 NCAA Men's Basketball Recordbook, page 158.

Coach, Team	Seasons	W-L	Pct.
Everett Case, North Carolina State	1947-50	107-22	.829
<b>JAMIE DIXON, PITT</b>	<b>2003-07</b>	<b>105-30</b>	<b>.778</b>
Mark Few, Gonzaga	2000-03	105-29	.784
Bruce Stewart, WV Wesleyan & MidTenn.	1983-86	104-34	.754
Roy Williams, Kansas	1989-92	103-30	.774
Thad Matta, Butler & Xavier	2001-04	102-31	.767
Jim Boheim, Syracuse	1977-80	100-18	.847
Speedy Morris, LaSalle	1987-90	100-31	.763
Paul Westphal, Gr. Canyon & Pepp.	87-88, 02-03	100-40	.714
Denny Crum, Louisville	1972-75	98-22	.817
Dick Hunsaker, Ball State	1990-93	97-34	.740

### PITT RANKED AMONG THE NATION'S TOP-25

Pitt enters the 12th week of the 2007-08 season ranked No. 13 in the Associated Press poll and No. 17 in the ESPN/USA Today coaches' poll.

Last season Pitt was ranked as high as No. 2 for two straight weeks. The No. 2 ranking marked the first time Pitt has been ranked as high in both polls since January 28, 2003. The No. 2 rankings also tied for the highest ranking in school history.

Pitt remains ranked among the nation's top-25 teams in the Associated Press poll for the 40th consecutive poll. Since January 7, 2002, Pitt has been ranked among the nation's top-25 in 106 of the last 115 national polls. Additionally, Pitt has been ranked among the nation's top-10 teams in each of the last seven seasons (2001-08).

### DIXON AND WINNING

In 2006-07, Jamie Dixon (121 wins currently overall) became the first coach in school history to win both 20-plus overall games and 10-plus league games in four consecutive seasons. He became the fastest coach to reach 100 wins at Pitt. His 76 wins over his first three seasons as Pitt's head coach ranked sixth among the top-10 NCAA Division I coaches for a best three-year start.

In 2003-04, Dixon guided Pitt to a 31-5 record, 20-9 slate in 2004-05, 25-8 record in 2005-06 and 29-8 slate in 2006-07. He coached in his 100th career game vs. Delaware State on Nov. 14, 2006.

Dixon also ranks first all-time among Big East coaches in conference winning percentage (Big East games only) with a current .691 mark (56-25). See chart on page 4.

Dixon currently sports a .784 winning percentage.

### BACK-TO-BACK LOSSES A RARITY FOR PITT, DIXON

With losses at Wisconsin and Oklahoma State in December, 2006, Pitt dropped back-to-back games for only the fifth time in Head Coach Jamie Dixon's five seasons as head coach at Pitt. Dixon's teams have only lost three in a row on one occasion: Feb. 20-Feb. 26, 2005 (at Villanova, West Virginia and Connecticut).

### CLOSE QUALITY LOSSES

Pitt has three losses in 2007-08: at Cincinnati (62-59), at Villanova (one point) and at Dayton (25 points). The Dayton game was by a large margin for Pitt standards.

Over the last five years, Pitt's 33 losses have been by a combined 216 points for a 6.6 average points per loss.

Pitt's eight losses in 2006-07 came by an uncharacteristic average of 10.0 points per game (80 points). Two of the eight losses were either in overtime over double overtime. Pitt's 23-point loss to Georgetown (65-42) in the Big East Championship Final, 14-point loss at Wisconsin (89-75) on Dec. 16 and its 13-point loss to Louisville (66-53) were uncharacteristic of the Pitt program. Pitt's eight losses in 2005-06 came by a combined 33 points and an average of 4.1 points per loss. In 2004-05, Pitt's nine losses came by a combined 52 points (5.8 average margin of loss). In 2003-04, Pitt's five losses came by a combined 22 points for a 4.4 average.

Since Jamie Dixon became head coach, only five of his 33 losses during his five-year tenure—Pitt's 25-

point loss at Dayton (Dec. 29, 2007), its 23-point loss to Georgetown (March 10, 2007), a 13-point loss to Louisville (66-53 on Feb. 12), its 14-point loss at Wisconsin (89-75 on Dec. 16, 2006) and a 12-point loss to Oklahoma State (63-51) in the 2004 NCAA Regional—came by more than 10 points.

Amazingly, Dixon has lost 17 of his 33 games by four points or less.

### DECEMBER SUCCESS

Pitt Head Coach Jamie Dixon concluded his fifth December as head coach with a 33-3 record in December contests. Overall against non-conference competition, Dixon sports a 60-4 record and .938 winning percentage.

### NOVEMBER SUCCESS

Pitt Head Coach Jamie Dixon concluded November, 2007 with an undefeated 24-0 career record in November contests. Combining his November and December games, Dixon is 56-3 in early season games.

### LEVANCE FIELDS IS A CANDIDATE FOR THE BOB COUSY AWARD FOR SECOND CONSECUTIVE SEASON

For the second consecutive season, LeVance Fields is a candidate for the Bob Cousy Award, which honors the nation's top point guard.

As a sophomore last year, Fields was named one of 17 finalists for the award.

Fields is following in the footsteps of successful Pitt point guards as Carl Krauser was a back-to-back finalist in the 2004-05 and 2005-06 seasons. Brandin Knight was a finalist in 2001-02 and 2002-03.

### UNDER 70 DEFENSIVE MENTALITY

Defense has been a key ingredient to Pitt's success over the last seven seasons. Following are some defensive notes:

- Pitt has limited 16 of its first 19 opponents to 70 points or less in 2007-08. The three opponents who have scored over 70 points vs. Pitt this year are: Washington (74 points on Dec. 8), Dayton (80 points on Dec. 29) and Lafayette (75 points on Jan. 2).
- In 2006-07, Pitt limited 31 of its 37 opponents to 70 points or less. Opponents averaged 62.8 points per game against Pitt on the year. Only two of 16 Big East regular season opponents has scored over 70 against Pitt this season (77, Marquette in overtime on Jan. 21, 2007 and 75, Marquette on March 3, 2007).
- In 2005-06, Pitt limited 26 of its 33 opponents to 70 points or less. Only five of 16 Big East

## PITT-RUTGERS SERIES RESULTS

### RUTGERS (20-22)

GP: 42; H: 10-9; A: 9-11; N: 1-2;  
OT: 1-0.  
Big East: 11-5 (H: 7-1; A: 4-4).  
BET: 1-0.  
1-Point Games: 2-3.  
2-Point Games: 1-0.  
Most Points: 99 (12/4/72).  
Fewest Points: 22 (2/7/17).  
Largest Win: 26 (1/5/72).  
Largest Loss: 31 (1/27/76).  
Win Streak: 8 (2/25/01-current).  
Loss Streak: 8 (1/27/76-2/28/81)

Date	H/A	W/L	Pitt	RU
12/23/76	H\$	L	77	81
2/25/78	AS	L	68	87
2/23/79	H\$	L	68	76
3/3/79	CA8	L	57	61
2/23/80	AS	L	76	83
1/10/81	H\$	L	59	69
2/28/81	AS	L	60	61
3/3/81	H8	W	67	62
1/9/82	H\$	L	65	75
1/23/82	AS	W	48	46
3/5/82	CA8	W	60	47
1/17/96	A*	L	77	78
2/20/96	H*	L	70	71
1/11/97	H*	W	75	67
1/17/98	H**	W	86	85
1/25/98	A*	L	65	87
2/11/99	A*	L	58	71
3/3/99	N&	L	51	64
2/26/00	H*	W	67	62
2/11/01	A*	L	64	84
2/25/01	H*	W	70	60
1/8/02	A*	W	66	58
2/21/02	H*	W	78	59
1/12/03	A*	W	70	63
2/22/03	H*	W	86	65
1/17/04	H*	W	59	49
1/8/05	A**	W	66	63
1/18/06	A*	W	76	68
2/5/15	A	W	26	23
2/11/16	H	W	34	24
2/7/17	A	W	22	21
2/13/20	A	L	25	41
12/22/66	H	L	68	87
12/1/67	H	L	74	100
11/30/68	H	L	66	74
12/1/69	A	L	79	91
1/2/71	H	L	87	97
1/5/72	A	L	76	92
12/4/72	H	W	99	73
12/4/73	A	W	36	21
1/25/75	H+	W	82	79
1/27/76	A	L	71	102

## BLAIR IN PITT'S FRESHMAN SEASON RECORDBOOKS

### SCORING AVERAGE

15.0	Charles Smith	1984-85
14.0	Sam Clancy	1977-78
12.4	Ricardo Greer	1997-98
<b>11.8</b>	<b>DeJuan Blair</b>	<b>2007-08</b>
10.9	Chris Taft	2003-04
10.2	Rod Brookin	1986-87
10.1	Mel Bennett	1974-75

### FIELD GOAL PERCENTAGE

.564	Rod Brookin	1986-87
.559	Chris Taft	2003-04
.557	Chevon Troutman	2001-02
<b>.547</b>	<b>DeJuan Blair</b>	<b>2007-08</b>

.543	Andre Williams	1981-82
.521	Sam Young	2005-06
.509	Attila Cosby	1997-98
.506	Steve Beatty	1980-81

### MOST REBOUNDS

327	Sam Clancy	1977-78
295	Mel Bennett	1974-75
270	Chris Taft	2003-04
231	Charles Smith	1984-85
181	Ricardo Greer	1997-98
<b>178</b>	<b>DeJuan Blair</b>	<b>2007-08</b>
148	Jerome Lane	1985-86
144	Sam Young	2005-06

### REBOUND AVERAGE

12.1	Sam Clancy	1977-78
10.2	Mel Bennett	1974-75
<b>9.4</b>	<b>DeJuan Blair</b>	<b>2007-08</b>
8.0	Charles Smith	1984-85
7.5	Chris Taft	2003-04
6.7	Ricardo Greer	1997-98
5.1	Jerome Lane	1985-86

### STEALS

101	Kelli Taylor	1996-97
77	Brandin Knight	1999-00
47	Jerry McCullough	1991-92
42	Ricardo Greer	1997-98

<b>38</b>	<b>DeJuan Blair</b>	<b>2007-08</b>
34	Carl Krauser	2002-03
33	Jaron Brown	2000-01
31	Sean Miller	1987-88

### STEALS AVERAGE

3.2	Kelli Taylor	1996-97
2.8	Brandin Knight	1999-00
<b>2.0</b>	<b>DeJuan Blair</b>	<b>2007-08</b>
1.4	Jerry McCullough	1991-92
1.1	Carl Krauser	2002-03
1.0	three players	

## TOP GAMES AT PETERSEN EVENTS CENTER

There have been nine games involving two ranked teams at the Petersen Events Center. Pitt is 7-2 in those games:

Date	Game and Score
January 6, 2003	6-Pitt 72, 5-Notre Dame 55
January 18, 2003	3-Pitt 73, 25-Syracuse 60
February 15, 2004	4-Pitt 75, 5-Connecticut 68
January 29, 2005	20-Pitt 76, 4-Syracuse 69
February 26, 2005	17-Connecticut 73, 18-Pitt 64
January 23, 2006	12-Pitt 80, 25-Syracuse 67
February 9, 2006	14-Pitt 57, 9-West Virginia 53
January 21, 2007	24-Marquette 77, 6-Pitt 74 (OT)
January 14, 2008	15-Pitt 69, 5-Georgetown 60

regular season opponents in 2005-06 scored more than 70 points against Pitt.

- Over the last four seasons (2004-08), Pitt has limited 46 of its 54 Big East regular season opponents to 70 points or less.
- In 2004-05, Pitt limited 11 of the 16 Big East regular season opponents under 70 points. Only six of its 29 opponents in 2004-05 (at West Virginia-70, at Villanova-80, at West Virginia-83, Penn State-71, Connecticut, 73, at Notre Dame, 77) managed to score 70-plus points against Pitt.
- Pitt has held 57 of its last 70 Big East regular season opponents to 70 points or less dating back to Jan. 12, 2004.
- Additionally, since Jamie Dixon became head coach, Pitt has held 128 of its 154 opponents under 70 points.

### HOME SWEET HOME

In a *Sports Illustrated* poll, Big East Conference players voted Pitt's Petersen Events Center as the most difficult place to play in the league. Here are some facts to support that statement:

- Pitt has won 97 of its last 106 home games which includes a 40-game home win streak in 2004.
- Over the last seven seasons, Pitt is a combined 107-9 in home games (16-1 in 2001-02, 16-0 in 2002-03, 19-1 in 2003-04, 13-4 in 2004-05, 16-1 in 2005-06, 16-2 in 2006-07 and 9-0 in 2007-08). Its 19 home wins in 2003-04 set school record for most home victories in a season.
- Pitt has lost just eight times in the Petersen Events Center and sports a 91-8 record (.919) in the six-year old arena. The eight losses are to Louisville, Connecticut, West Virginia, Syracuse, Bucknell, Georgetown, Seton Hall and Marquette. No opponent has defeated Pitt more than one time in the Petersen Events Center.
- Pitt won its first 34 consecutive games in the Petersen Events Center. The 34-game win streak to open the new arena ranks third all-time among winning streaks to open new arenas (51-UCLA in 1964, 41-Providence in 1971-72 and 34-Pitt, 2002-04).
- Pitt has won 40 of its last 46 Big East league home games and

## BLAIR IN PITT'S FRESHMAN RECORDS

DeJuan Blair in Pitt's Freshman Single-Game Records:

### TOTAL REBOUNDS

Mel Bennett	21	at West Virginia (3/7/1975)
<b>DeJuan Blair</b>	<b>20</b>	<b>vs. Duke (12/20/07)</b>
Sam Clancy	20	Duquesne (2/22/1978)
Mel Bennett	19	at Duquesne (12/6/1974)
Sam Clancy	17	Villanova (2/20/1978)
Sam Clancy	17	at Iona (1/22/1978)
Sam Clancy	17	Maryland (1/16/1978)
Mel Bennett	17	at West Virginia (12/3/1974)
Charles Smith	16	at Duquesne (2/4/1985)
Sam Clancy	16	Temple (1/11/1978)
Sam Clancy	16	Morris Harvey (11/26/1977)
<b>DeJuan Blair</b>	<b>15</b>	<b>at Villanova (1/6/2008)</b>
Mel Bennett	15	Penn State (12/17/1974)
Mel Bennett	15	Virginia (2/15/1975)
Jerome Lane	15	Florida State (12/21/1985)
Chris Taft	15	at Seton Hall (2/9/2004)
Sam Clancy	15	vs. Canisius (2/2/1978)
Sam Clancy	15	Penn State (2/18/1978)
Sam Clancy	15	Syracuse (1/14/1978)
<b>DeJuan Blair</b>	<b>14</b>	<b>Houston Baptist (11/9/2007)</b>
<b>DeJuan Blair</b>	<b>14</b>	<b>at Washington (12/8/2007)</b>
<b>DeJuan Blair</b>	<b>14</b>	<b>Seton Hall (1/12/2008)</b>
Jerome Lane	14	at Xavier (12/7/1985)
Sam Clancy	14	at West Virginia (2/8/1978)
Sam Clancy	14	WV Wesleyan (11/30/1977)
Sam Clancy	14	at Cleveland State (1/25/1978)

### OFFENSIVE REBOUNDS

<b>DeJuan Blair</b>	<b>10</b>	<b>Houston Baptist (11/9/07)</b>
Ricardo Greer	8	Villanova (3/4/1998)
Jerome Lane	8	Florida State (12/21/1985)
Chris Taft	7	Rutgers (1/17/2004)
Chris Taft	7	at Seton Hall (2/9/2004)
Ricardo Greer	7	at Illinois State (11/22/1997)

is 35-7 against Big East opponents in the Petersen Events Center.

- Pitt has won 28 consecutive home games against non-conference opponents at the Petersen Events Center. That tied the record of 28 consecutive non-conference home wins set from Nov. 23, 2002-Jan. 2, 2005. Pitt needs a win its non-conference home opener next year to break the record.

- Pitt owns a 56-1 record vs. non-conference opponents in the Petersen Events Center. Bucknell was the only non-conference team to defeat the Panthers.
- Pitt has won 77 of its last 78 home games against regular season non-conference home opponents. In addition, the Panthers are 81-2 in their last 83 regular season non-conference home games.

# JAMIE DIXON COACHING NOTES

TCU '87 • FIFTH YEAR AS HEAD COACH (2003-08) • NINTH YEAR AT PITT (1999-2008)

## HEAD COACHING ACHIEVEMENTS

- Became the first coach in school history to guide Pitt to four consecutive 20-win seasons and four straight 10-win Big East regular seasons.
- First head coach in school history to lead Pitt to four straight NCAA Tournaments.
- Guided Pitt to two NCAA Sweet Sixteen appearances (2004 and 2007).
- His 105 wins rank tied for second among the all-time best starts to an NCAA Division I coaching career after four seasons.
- Is one of only nine coaches in NCAA Division I history to win over 100 games during the first four seasons of a coaching career.
- Reached 100 wins at Pitt faster than any other coach in school history. Dixon needed only 126 games to reach the milestone. Only 14 coaches in the history of college basketball reached 100 career victories faster than Dixon.
- Advanced to the Big East Championship Final in three of his first four seasons as head coach at Pitt.
- In 2003-04, became the first rookie head coach in Big East history to both guide his team to the league's regular season title and earn Big East Coach of the Year honors. Dixon earned those accolades after leading the Panthers to their third consecutive Big East regular season title and second all-time outright Big East title.

- His 31 victories as a first-year head coach in 2003-04 rank as the third all-time highest total in NCAA Division I history for a first-year head coach.
- Led Pitt on an 18-game win streak to begin his career and 2003-04 season, a streak which ranks as the third best start for a rookie head coach in NCAA history.
- Guided Pitt to the 2003-04 Big East outright regular season title in his rookie season as head coach.
- Ranks among the top-5 current winningest active coaches by percentage (see chart page 6).

## DIXON AS AN ASSISTANT

- Associate Head Coach, University of Pittsburgh (1999-2003).
- Assistant Coach, University of Hawaii (1998-99).
- Assistant Coach, Northern Arizona University (1994-98).
- Assistant Coach, University of Hawaii (1992-94).
- Graduate Assistant, UC-Santa Barbara (1991-92).
- Assistant Coach, Los Angeles Valley Junior College (1989-91).

## DIXON COACHING TREE

- Dixon has had several coaches serve under him who have gone on to become head or assistant coaches at other schools: John Alesi, Assistant Coach-Manhattan; David Cox, Assistant Coach, Georgetown; Joe Lombardi, Head Coach, Indiana (Pa.); Mike Rice, Head Coach-Robert Morris; Barry

Rohrssen, Head Coach-Manhattan.

## DIXON AS A PLAYER

- Played at Texas Christian University from 1984-87 under head coach Jim Killingsworth.
- All-Southwest Conference selection in 1987, SWC All-Academic selection and led the SWC in assists as a senior in 1986-87.
- Hit game-winning halfcourt shot to defeat Texas as a senior.
- Named MVP of the 1987 All-College Classic in Oklahoma City while guiding TCU to the title.
- Inducted into the TCU Athletic Hall of Fame, 2007.
- Played professionally in the Continental Basketball Association (Lacrosse Catbirds) and overseas in New Zealand.

## DIXON AND HIS FAMILY

- Brother of the late Maggie Dixon, who served as head women's basketball coach at the United States Military Academy (2005-06) and as an assistant at DePaul. Maggie passed away in April, 2006). Dixon's Pitt's men's team participated in the first Maggie Dixon Classic, held at West Point. The second Maggie Dixon Classic was held at Madison Square Garden as a women's only event.
- Son of Jim & Marge Dixon who reside in Los Angeles. Sister Julie is an attorney in Los Angeles.
- Wife Jacqueline, son Jack Connor (June 2, 2002) and Shannon Iwalani (Feb. 24, 2004).

## DIXON VERSUS OPPONENTS

Opponent	W-L
Alabama	1-0
Albany	1-0
Auburn	2-0
Boston College	3-0
Boston U.	1-0
Bradley	0-1
Bucknell	0-1
Buffalo	2-0
Central Florida	1-0
Chicago State	1-0
Cincinnati	2-1
Connecticut	3-4
Coppin State	2-0
Dayton	1-1
Delaware State	1-0
DePaul	2-0
Duquesne	5-0
Duke	1-0
Florida A&M	1-0
Florida State	2-0
Georgetown	3-4
Georgetown (Ky.)	1-0
Georgia	1-0
Houston Baptist	1-0
Howard	1-0
Lafayette	1-0
Louisville	3-1
Loyola (Md.)	1-0
Kent State	1-0
Maine	1-0
Marquette	2-3
Massachusetts	1-0
Memphis	1-0
Miami, Fla.	1-0
Mississippi Valley State	1-0
Murray State	1-0
New Hampshire	1-0
North Carolina A&T	1-0
Northeastern	1-0
Notre Dame	5-0
Oakland	1-0
Oklahoma State	1-2
Pacific	0-1
Penn State	3-0
Providence	5-0
Richmond	1-0
Robert Morris	4-0
Rutgers	3-0
St. Francis (NY)	1-0
St. Francis (Pa.)	2-0
Saint Louis	1-0
St. John's	4-2
Saint Peters	1-0
Seton Hall	3-2
South Carolina	2-0
South Florida	2-0
Syracuse	5-2
Toledo	1-0
UCLA	0-1
Washington	2-0
West Virginia	5-3
Western Michigan	1-0
William & Mary	1-0
Wisconsin	2-1
Vermont	1-0
Villanova	3-3
Virginia Commonwealth	1-0
Virginia Tech	2-0
Wright State	1-0
Youngstown State	1-0
<b>Career Record</b>	<b>121-33</b>

## DIXON BY THE YEARS (2003-08)

Year	Overall		Big East		BET		NCAA		Non-Conf.		Home	
	W-L	Pct.	W-L	Pct.	W-L	Pct.	W-L	Pct.	W-L	Pct.	W-L	Pct.
2003-04	31-5	.861	13-3	.813	2-1	.667	2-1	.667	14-0	1.000	19-1	.950
2004-05	20-9	.689	10-6	.625	0-1	.000	0-1	.000	10-1	.909	13-4	.765
2005-06	25-8	.758	10-6	.625	3-1	.750	1-1	.500	11-0	1.000	16-1	.941
2006-07	29-8	.783	12-4	.750	2-1	.667	2-1	.667	13-2	.867	16-2	.889
2007-08	16-3	.842	4-2	.667	0-0	.000	0-0	.000	12-1	.923	11-0	1.000
<b>Career</b>	<b>121-33</b>	<b>.786</b>	<b>49-21</b>	<b>.700</b>	<b>7-4</b>	<b>.636</b>	<b>5-4</b>	<b>.556</b>	<b>60-4</b>	<b>.938</b>	<b>75-8</b>	<b>.901</b>

**JAMIE DIXON ERA HIGHS AND LOWS**

**PITT TEAM HIGHS & LOWS**

Points:	High	103	vs. Houston Baptist (11/9/07)
		100	vs. Notre Dame (1/4/06)
	Low	96	vs. Lafayette (1/2/08)
		42	vs. Georgetown (3/10/07)
		46	vs. Syracuse (2/29/04)
		50	at St. John's (1/21/06)
FG Made:	High	42	vs. Houston Baptist (11/9/07)
		42	vs. St. Francis (Pa.) (11/22/03)
		37	vs. Penn State (12/10/05)
	Low	13	vs. Central Florida (3/19/04)
		16	vs. Georgetown (3/10/07)
		17	Three times
FG Att:	High	92	vs. Houston Baptist (11/9/07)
		79	vs. Penn State (12/10/05)
		67	Two times
	Low	38	at Cincinnati (1/24/07)
		39	vs. St. John's (2/8/05)
FG Pct.:	High	.674	vs. Kent State, 31-46 (3/17/06)
		.627	vs. St. Francis (Pa.), 42-67 (11/22/03)
		.625	vs. Florida State, 35-56 (11/24/06)
	Low	.262	vs. Georgetown, 16-61 (3/10/07)
		.295	vs. Central Florida, 13-44 (3/19/04)
		.297	at Dayton, 19-64 (12/29/07)
3FG Made:	High	14	vs. Albany (11/28/03)
		13	vs. Florida A&M (12/30/06)
		12	Three times
	Low	2	11 times
3FG Att.:	High	34	vs. Houston Baptist (11/9/07)
		31	vs. Florida A&M (12/30/06)
		29	vs. Albany (11/28/03)
		25	at Marquette (3/3/07)
		25	vs. Syracuse (3/11/06)
	Low	6	vs. Rutgers (1/17/04)
		7	vs. Connecticut (3/13/04)
3FG Pct.:	High	.632	at Cincinnati, 12-19 (1/24/07)
		.625	vs. Lafayette, 10-16 (01/02/08)
		.625	vs. South Florida, 10-16 (1/7/07)
		.600	vs. Georgia, 6-10 (12/30/03)
	Low	.100	at Connecticut, 2-20 (1/31/06)
		.118	vs. Robert Morris, 2-17 (11/29/06)
		.120	at Dayton, 3-25 (12/29/07)
FT Made:	High	30	vs. Notre Dame (1/4/06)
		28	at Providence (3/2/04)
		27	vs. Marquette (3/8/07)
	Low	1	vs. New Hampshire (12/27/03)
		3	vs. St. Francis (Pa.) (11/22/03)
FT Att.:	High	46	vs. Notre Dame (1/4/06)
		42	vs. Memphis (12/7/04)
		41	vs. Marquette (3/8/07)
	Low	4	vs. New Hampshire (12/27/03)
		7	at West Virginia (2/27/06)
		7	at Connecticut (1/19/04)
FT Pct.:	High	.909	vs. Bradley, 10-11 (3/19/06)
		.903	at Providence, 28-31 (3/2/04)
		.889	at Connecticut, 16-18 (1/31/06)
		.875	Two times
	Low	.250	vs. New Hampshire, 1-4 (12/27/03)
		.333	vs. St. Francis (Pa.), 3-9 (11/22/03)
Rebounds:	High	59	vs. Houston Baptist (11/9/07)
		55	vs. Howard (11/20/04)
		53	vs. Loyola (Md.) (11/27/04)
		53	vs. Duke (12/20/07)
	Low	23	vs. Georgetown (1/13/07)
		24	vs. Lafayette (01/02/08)
		25	vs. Virginia Tech (1/6/04)
Assists:	High	31	vs. Houston Baptist (11/9/07)
		30	vs. Notre Dame (1/4/06)
		29	vs. St. Francis (Pa.) (11/22/03)
	Low	5	vs. Louisville (3/8/06)
		7	vs. Central Florida (3/19/04)
Steals:	High	16	vs. Houston Baptist (11/9/07)
		16	vs. Buffalo (11/23/07)
		12	vs. St. John's (1/18/05)
		0	vs. Oakland (11/19/06)
Blocks:	Low	0	Five times
	Low	0	at Cincinnati (1/24/07)
		0	vs. Syracuse (2/26/04)
Turnovers:	High	25	vs. Howard (11/20/04)
		24	vs. Seton Hall (2/9/04)
		23	at Georgetown (2/24/04)
	Low	6	vs. Washington (2/17/07)
		6	vs. Louisville (3/9/07)
		6	vs. Notre Dame (1/12/04)
Fouls:	High	28	vs. Oklahoma State (12/21/06)
		28	vs. Wisconsin (12/16/06)
	Low	7	at Syracuse (1/4/06)

**OPPONENT TEAM HIGHS & LOWS**

Points:	High	97	vs. Notre Dame (1/4/06)
		95	vs. Oklahoma State (12/21/06)
		89	vs. Wisconsin (12/16/06)
	Low	37	vs. Penn State (12/6/03)
		38	vs. New Hampshire (12/27/03)
		41	vs. Auburn (12/4/05)
		41	vs. St. Francis (Pa.) (12/1/04)
FG Made:	High	34	vs. Notre Dame (1/4/06)
		33	at Miami (1/10/04)
		29	Five times
	Low	14	vs. Penn State (12/6/03)
		15	Six times
FG Att.:	High	83	vs. Notre Dame (1/4/06)
		73	vs. Syracuse (1/23/06)
		71	vs. Virginia Commonwealth (3/17/07)
	Low	38	at Georgetown (2/24/07)
		40	vs. Auburn (12/4/05)
		42	vs. UCLA (3/22/07)
		42	at South Carolina (12/28/05)
FG Pct.:	High	.609	vs. Georgetown, 28-46 (1/13/07)
		.523	vs. Georgetown, 23-44 (3/10/07)
		.520	at Dayton, 26-50 (12/29/07)
		.511	vs. Bucknell, 24-47 (1/2/05)
	Low	.263	vs. New Hampshire, 15-57 (12/27/03)
		.273	at Syracuse, 15-55 (1/24/04)
		.278	vs. St. John's, 15-54 (2/8/05)
3FG Made:	High	17	vs. Lafayette, 17-31 (1/02/08)
		14	vs. Notre Dame (1/4/06)
		14	vs. Notre Dame (2/12/05)
	Low	0	vs. Youngstown State (12/13/03)
		1	Four times
3FG Att.:	High	40	at West Virginia (2/5/05)
		36	at West Virginia (2/27/06)
		36	vs. Notre Dame (1/4/06)
	Low	6	vs. Bradley (3/19/06)
		8	vs. Oklahoma State (3/25/04)
3FG Pct.:	High	.727	vs. Virginia Tech, 8-11 (1/6/04)
		.636	vs. Washington, 7-11 (2/17/07)
		.571	at Louisville, 8-14 (1/15/06)
	Low	.000	vs. Youngstown State, 0-11 (12/13/03)
		.091	vs. Georgia, 1-11 (12/30/03)
FT Made:	High	32	vs. Oklahoma State (12/21/06)
		31	at Wisconsin (12/16/06)
		26	vs. Bradley (3/19/06)
		26	vs. Villanova (3/10/05)
	Low	1	vs. Albany (11/28/03)
		1	vs. William & Mary (1/3/04)
FT Att.:	High	44	at Wisconsin (12/16/06)
		38	vs. Oklahoma state (12/21/06)
	Low	1	vs. Albany (11/28/03)
		4	Two times
FT Pct.:	High	1.000	at Rutgers, 7-7 (1/8/05)
		1.000	vs. Robert Morris, 5-5 (11/24/04)
		.938	vs. Oklahoma State, 15-16 (3/25/04)
	Low	.167	vs. William & Mary, 1-6 (1/3/04)
		.200	vs. Auburn, 3-15 (12/4/05)
Rebounds:	High	47	vs. Oklahoma State (12/21/06)
		44	vs. Louisville (3/9/07)
		43	vs. Notre Dame (1/4/06)
	Low	18	vs. Georgetown (1/13/07)
		19	vs. William & Mary (1/3/04)
Assists:	High	22	at West Virginia (2/5/05)
		20	vs. Providence (2/25/06)
		19	Three times
	Low	2	vs. Boston College (3/12/04)
		5	vs. Chicago State (12/17/03)
		7	11 times
Steals:	High	12	vs. Georgetown College, Ky. (12/15/03)
		11	Four times
	Low	0	vs. Notre Dame (1/12/04)
		1	Six times
Blocks:	High	10	vs. Syracuse (1/23/06)
		9	at Connecticut (1/31/06)
		9	at Connecticut (1/19/04)
	Low	0	Eight times
Turnovers:	High	26	vs. Virginia Tech (1/6/04)
		25	vs. Buffalo (11/23/07)
		22	vs. Penn State (12/10/05)
	Low	3	at Rutgers (1/8/05)
		4	at West Virginia (2/5/05)
Fouls:	High	32	vs. Notre Dame (1/4/06)
		31	vs. Virginia Tech (3/11/04)
		29	Two times
	Low	9	vs. New Hampshire (12/27/03)
		10	at Georgetown (2/5/06)

**PITT BASKETBALL PERSONALITY PROFILES**

**KEITH BENJAMIN**

- Roommate of teammate Ronald Ramon.
- Nickname is “K-Rucker” because he first started playing basketball at New York City’s Rucker Park at the young age of 14.
- 2004 graduate of Mount Vernon High School where he helped lead his team to the 2004 state title. Sports a red #1 championship ring on his finger.
- Mount Vernon has produced several college/NBA standouts including Scooter McCray, Rodney McCray, Gus Williams, Ray Williams and former Connecticut guard Ben Gordon.
- Finished his four-year high school career at Mount Vernon with a 98-13 overall record.

**TYRELL BIGGS**

- Lost close to 20 pounds during the summer of 2006, dropping to 240 from 260 pounds. Prior to the start of practice, Dixon rated him as the team’s Most Improved Player.
- Has drawn comparisons to Boston College power forward Craig Smith because of his size and playing style.
- Became the third consecutive Pitt player to earn Windy City Classic All-Star MVP honors last summer in the Chicago All-Star Game. Chris Taft and Ronald Ramon were the previous MVP winners.
- Nickname is T.J. or TBiggs.
- Stood 6-5 inches tall and weighed 230 pounds as an eighth grader.
- Played with Pitt guard Keith Benjamin on the MetroHawks/Riverside Church AAU team.

- Has taken up golf, played the piano and bowls.
- Along with teammates Levance Fields and Gilbert Brown, loves to go bowling.
- Named a McDonalds Top-100 All-America Team finalist.

**DeJUAN BLAIR**

- Nickname is the “Big Fella.”
- Wingspan is that of a 7-foot-2 inch player. He is a 6-foot-7 inch center.
- Grew up in a house just 600 yards from the Petersen Events Center.
- Attended high school a little over a mile from the Petersen Events Center.
- After he committed to Pitt, he claimed that he knew the campus better than Pitt’s coaching staff.
- Is the first Schenley High School player to play basketball at Pitt since Wayne Williams (1975-79) and Sonny Lewis (1976-78)
- Is the first Pittsburgh City League player to compete for Pitt since Darelle Porter (1987-91), who graduated from Perry Traditional H.S.
- Friend of former Pitt center Sam Clancy (1977-81). At 6-foot-7 inches tall, Clancy played center and averaged a double-double in each of his four seasons at Pitt.
- First dunk took place at Pittsburgh’s Ammons Recreation Center as a 6-foot-4-inch eighth grader.
- Favorite player is Shaquille O’Neal but models his game after Charles Barkley.
- Guided nearby Schenley High School to the 2007 state title and a 57-0 career record vs. Pittsburgh City League teams.

- Played on a USA Junior All-Star team that traveled Europe with Pitt teammate Brad Wanamaker.

**GILBERT BROWN**

- Earned a medical hardship last year for several injuries.
- Owns a 38-inch vertical leap.
- Relative Troy Drayton played at Penn State.
- Played on the same South Kent Academy team as NBA Draft picks Andray Blatche and Dorell Wright.
- Hobbies and interests include bowling and singing.

**MIKE COOK**

- Junior transfer from East Carolina University. Cook sat out the 2005-06 Pitt season but participated in practice.
- Mother Dawn Cook (Hoover) played basketball at Temple from 1979-83. She is still ranked among all-time school leaders in rebounding with a 6.0 average. She is now a coach at Philadelphia’s University City High School.
- Last summer, a former team manager had a tee-shirt made up with the words “Who is Mike Cook?” The tee-shirt made reference to Cook’s outstanding summer league performances.
- Led ECU in scoring (15.0 ppg in 2004-05) and averaged 12.8 points per game and registered 41 double-figure scoring games in two years with the Pirates.
- A Philadelphia native who played high school basketball with current Memphis Grizzlies player Hakim Warrick and Mustafa Shakur (Arizona).

- Transferred to Pitt for its style of basketball, location and league.

**CASSIN DIGGS**

- Native of Williamsport, Pa. and Williamsport Area H.S., the same high school that produced former Pitt power forward Chevon Troutman.
- Always dreamed about playing at Pitt as a youngster.
- Lefthanded post player.
- Junior college transfer who has attended Cloud County C.C.

**LEVANCE FIELDS**

- Dropped nearly 15 pounds over the summer before his junior season.
- Cousin of St. John’s point guard Eugene Lawrence.
- Played at the same high school (Xaverian) attended by former Pitt player and NBA player Chris Taft. Several other Big East players attended Xaverian including Chris Mullin. Former Pitt associate head coach and current Manhattan coach Barry Rohrssen also attended Xaverian.
- Nickname is the “General” and/or “Lee-lee.”
- Played in the Jordan Classic All-Star game at Madison Square Garden on April 16, 2005 and finished with 18 points, all in the second half.
- Committed to Pitt on Dec. 6, 2004, a day prior to Pitt’s appearance in the Jimmy V. Classic at Madison Square Garden.
- As a high school senior, led Xaverian to eight consecutive wins en route to a state title game appearance.

**2007-08 PITT PRESEASON RANKINGS/HONORS/AWARDS**

**PRESEASON RANKINGS & PREDICTIONS**

*(according to national publications and columns)*

**National Rankings**

- Jeff Goodman, Fox Sports-12
- ACC Basketball Yearbook-13
- Jay Bilas-13
- Andy Katz-14
- Lindy’s-17
- Lindy’s-At-large NCAA selection
- Athlon-2 & out
- The Sporting News-23
- Rivals.com-23
- Dick Vitale-24

CBS Sportsline-24  
Gary Parrish, CBS Sportsline-24  
NCAA Hoops Today-32

**Big East Conference Predictions**

- Athlon-4<sup>th</sup>
- The Sporting News-4<sup>th</sup>
- Lindy’s-4<sup>th</sup>

**INDIVIDUAL ACCOLADES**

**Mike Cook**

- Lindy’s-All-Big East Second Team
- Lindy’s-nation’s No. 18 shooting guard

**Levance Fields**

- Athlon-Bob Cousy Award candidate
- The Sporting News-Big East’s Best Under Pressure
- Athlon-All-Big East Third Team
- Lindy’s-nation’s No. 19 point guard
- Lindy’s-All-Big East Second Team

**Ronald Ramon**

- Lindy’s-Big East’s Top-3 returning 3-point shooters

**Sam Young**

- Lindy’s-Big East’s Most Exciting Player
- Lindy’s-nation’s No. 19 power forward
- Lindy’s-All-Big East Third Team

**RECRUITING CLASSES**

**National Rankings**

- Athlon-21
- Rivals-26

**Big East Conference**

- Athlon-3rd
- The Sporting News-6<sup>th</sup>

**MAGAZINE COVERS**

- Levance Fields, Athlon regional magazine
- Mike Cook, CBS Sportsline

**PITT BASKETBALL PERSONALITY PROFILES**

- Named New York's Player of the Year by the *New York Daily News* and *Newsday*.
- Named a McDonald's Top-100 All-America Team finalist.
- Along with teammates Tyrell Biggs and Gilbert Brown, loves to go bowling.

**TIM FRYE**

- Walk-on who majors in pre-Business.
- Is the first player at Pitt to wear No. 24 since walk-on Marcus Bowman (2002-05).
- Uncle Dave Frye played basketball at Providence College and uncle Tom Albright played football at Indiana State.

**GARY MCGHEE**

- Freshman from Anderson, Ind. who became interested in Pitt while visiting family in the Pittsburgh area during a summer.
- Father Gary McGhee competed in track & field at Indiana (1981-82).
- Cousin Aaron McGhee started at power forward and helped lead Oklahoma to the NCAA Final Four in 2002.
- Nickname is "Big G."
- Spent his official visit at Pitt with Aaron Gray. Gray and McGhee are and were in similar stages in their basketball development.

**MAURICE POLEN**

- Psychology major.
- Talented singer who sang the national anthem before Pitt's men's basketball game against Seton Hall on March 3, 2006.
- A senior walk-on in his third season with Pitt. He was injured during his sophomore season.
- High school coach at West Philadelphia High School was former Pitt basketball player Gerald Jordan (1995-97).

- Other notable players who attended his high school include: Gene Banks, Jordan, Ricardo Lovelace and Clarence Tillman.
- Related to Eric Williams, who plays football for the Dallas Cowboys.

**RONALD RAMON**

- Roommate of teammate Keith Benjamin.
- Father Ricardo Ramon, a professional basketball player, spent a month in Pittsburgh this summer working out Ronald and several of his teammates. He was in town to assist Ronald's recovery from shoulder surgery.
- Interned at FSN Pittsburgh this summer.
- Nickname is "Double-R" for Ronald Ramon. Krauser nabbed him "Double-R with the Radar."
- Hails from a basketball family as his father Ricardo Ramon played professional basketball in the Dominican Republic, Brazil and Argentina. His role model is his father because he "showed him everything."
- Played for one of the nation's top AAU basketball programs, the New York Gauchos. Other Pitt basketball players who played for the Gauchos include Jerry McCullough, Eric Mobley and current assistant coach Orlando Antigua.
- Native Dominican who follows in the footsteps of several former Pittsburgh Dominican players including Ricardo Greer, Jaime Peterson and Orlando Antigua.
- Invited to play on the Dominican Republic basketball team during the summer of 2006, but his schedule would not allow it.
- Fluent in Spanish.
- All Hallows High School retired his jersey No. 14 at the conclusion of his career.

- Named Most Valuable Player at the Wendy's All-Star Shootout in Chicago after scoring 23 points, hitting five 3-pointers (including three in the final five minutes) and registering three assists.

**BRAD WANAMAKER**

- Played on a USA Junior All-Star team that traveled Europe with Pitt teammate DeJuan Blair.
- Has a twin brother Brian, who played on his high school and AAU teams.
- Invited to compete for a roster spot on the 2007 USA Basketball Under-19 World Championship team during last summer.
- Pitt senior Mike Cook played in his AAU program, Positive Image.
- Philadelphia Inquirer and Philadelphia Daily News Player of the Year in 2007.
- Twin brother Brian is a freshman guard at Central Connecticut State in the Northeast Conference.


**SAM YOUNG**

- Inspiration for playing the piano and taking lessons comes from his brother who is blind. He has taken several piano courses at both Pitt and in high school. He was also featured while playing the piano on ESPN during Pitt's game at Syracuse in 2007.
- Named the 2004-05 National Prep School Player of the Year by Scout.com.
- Has drawn comparisons to former Villanova forward Curtis Sumpter because of his size and playing style.
- Favorite sports figure is Michael Jordan and also sports his number 23.
- Interested in gymnastics because of his natural ability. When Young was visiting Pitt on his recruiting trip, the coaches took him on a

- tour of the athletic facilities. When he saw the gymnastics equipment, he started doing several tricks and backflips.
- Also performed a gymnastics routine for ESPN prior to a game in 2005-06.
- Prior to his senior season at Friendly H.S., promised his coach that he would do back flips if his team won the state title, then held true on his promise after he led the team to the championship.
- Owns a 35-inch vertical leap.

**AUSTIN WALLACE**

- Leads Pitt in its pre-game warmup before the team heads to the bench for pre-game introductions. Wallace gets in the center of Pitt's circle and pumps up the Panthers.
- Nickname is "A-Wall."
- LaSalle Academy product of the Bronx, N.Y. LaSalle has also produced several notable athletes including Sacramento Kings forward Ron Artest, former Milwaukee Bucks guard Shamgod Wells and former Pittsburgh Pirates pitcher John Candelaria, who is the school's all-time leading scorer in basketball.
- Played on same AAU team as current Pitt guards LeVance Fields and Ronald Ramon.



# I • KEITH BENJAMIN

GUARD • 6-2 • 190 • SR • 3L • MOUNT VERNON, N.Y./MOUNT VERNON H.S.

**CAREER**

- Played in 105 career games with 11 starts

**2007-08**

- Has seen action in all 19 games including each of the last seven starts.
- Reached double figure scoring in eight games with two 20-point contests.
- Scored nine points (2-3 3FG) with four assists and three steals at St. John's, 1/23.
- Scored 11 points and hit 3-9 3-pointers in 32 minutes at Cincinnati, 1/19.
- Finished with a game-high 18 points (5-10 FG), hit 2-3 3-pointers and 6-8 free throws in 36 minutes vs. Georgetown, 1/14.
- Scored all 12 of his points in the second half, hit 3-5 3-pointers and dished out career-highs for assists (6) and steals (3) in 36 minutes vs. Seton Hall, 1/12.
- Tied or set career-highs for scoring (20 points), field goals made (8), field goal attempts (12) and minutes played (37) and hit 3-5 3-pointers at South Florida, 1/9.
- Played in a career-high 33 minutes, scored 15 points (6-9 FG) and hit 3-5 3-pointers before fouling out at Villanova, 1/6.
- Started first game in 52 consecutive games vs. Lafayette on 1/2. His previous start came on March 11 vs. Syracuse in the Big East Championship Final.
- Set career-highs for points (20), assists (5), field goals made (7), free throws made (4), free throw attempts (4) and minutes played (32) in leading Pitt to a win vs. Lafayette, 1/2.
- Scored seven points in a season-high 30 minutes at Dayton, 12/29.
- Hit running jumper, grabbed three rebounds vs. Duke, 12/20.
- Hit key 3-pointer, scored five points in 13 minutes vs. Oklahoma State, 12/15.
- Grabbed a career-high six rebounds in 11 minutes at Duquesne, 12/5.
- Hit two 3-pointers off the bench and scored six points in 19 minutes vs. Toledo, 12/1.
- Scored a career-high 17 points (6-8 FG), hit 3-4 3-point field goals and finished with three steals vs. Buffalo, 11/23.
- Scored seven points in 16 minutes vs. Mississippi Valley State, 11/15.
- Tied or set career-highs for points (16), field goals made (6), field goal attempts (11), 3-pointers made (4), 3-pointers attempted (8) vs. Houston Baptist, 11/9.

**CAREER HIGHS**

Points: 20, two times- at South Florida, 1/9/08; Lafayette, 1/2/08.  
 FG made: 8, at South Florida, 1/9/08.  
 FG attempts: 12, at South Florida, 1/9/08.  
 3FG Made: 4, Houston Baptist, 11/9/07.  
 3FG attempts: 9, at Cincinnati, 1/19/08.  
 FT made: 6, Georgetown, 1/14/08.  
 FT attempts: 8, Georgetown, 1/14/08.  
 Rebounds: 6, three times- at Duquesne, 12/5/07; vs. Georgetown, 3/10/07; Syracuse, 1/23/06.  
 Off. Rebs.: 3, at Duquesne, 12/5/07.  
 Def. Rebs.: 5, Syracuse, 1/23/06.  
 Assists: 6, Seton Hall, 1/12/08.  
 Steals: 3, three times- Seton Hall, 1/12/08; Buffalo, 11/23/07; Northeastern, 11/17/06.  
 Blocks: 1, six times.  
 Minutes: 37, at South Florida, 1/9/08.

**CAREER NUMBERS**

Double-Doubles: .....	0
Points-Rebounds: .....	0
Points-Assists: .....	0
20+ point games: .....	2
10+ point games: .....	15
10+ assist games: .....	0
10+ rebound games: .....	0
5+ rebound games: .....	6
5+ assist games: .....	1
30+ minute games: .....	8
40+ minute games: .....	0

**2007-08 SEASON HIGHS**

Points: 20, two times- at South Florida, 1/9; Lafayette, 1/2.  
 Rebounds: 6, at Duquesne, 12/5.  
 Assists: 6, Seton Hall, 1/12.  
 Steals: 3, three times- at St. John's, 1/23; Seton Hall, 1/12; Buffalo, 11/23.  
 Blocks: 0  
 Minutes: 37, at South Florida, 1/9.


## KEITH BENJAMIN'S CAREER STATISTICS

**OVERALL STATISTICS**

SEASON	TEAM	GP-GS	MIN	TOTAL			3-POINTERS			REBOUNDS				PF-FO	Δ	TO	BLK	ST	PTS-AVG					
				FG-FGA	PCT	FG-FGA	PCT	FT-FTA	PCT	OFF-DEF	TOT-AVG													
2004-05	Pitt	18-0	182	17	47	.362	4	15	.267	2	5	.400	8	25	33	1.8	14	0	9	16	1	7	40	22
2005-06	Pitt	31-4	469	55	128	.430	14	36	.389	19	32	.594	30	59	89	2.9	33	0	30	19	4	10	143	46
2006-07	Pitt	37-0	419	50	119	.420	12	47	.255	11	23	.478	14	42	56	1.5	34	0	28	22	1	12	123	3.3
2007-08	Pitt	19-7	448	64	134	.478	31	75	.413	18	23	.783	11	32	43	2.3	29	1	35	31	2	18	177	9.3
	Career	105-11	1518	186	428	.435	61	173	.353	50	83	.602	63	158	221	2.1	110	1	102	88	8	47	483	4.6

**BIG EAST STATISTICS**

SEASON	TEAM	GP-GS	MIN	TOTAL			3-POINTERS			REBOUNDS				PF-FO	Δ	TO	BLK	ST	PTS-AVG					
				FG-FGA	PCT	FG-FGA	PCT	FT-FTA	PCT	OFF-DEF	TOT-AVG													
2004-05	Pitt	9-0	91	6	18	.333	3	9	.333	2	5	.400	3	11	14	1.6	7	0	6	10	1	4	17	1.9
2005-06	Pitt	16-0	241	33	66	.500	8	17	.471	13	22	.591	14	31	45	2.8	16	0	15	8	1	5	87	5.4
2006-07	Pitt	16-0	184	21	53	.396	6	23	.261	4	9	.444	4	16	20	1.3	14	0	14	8	0	5	52	3.3
	Career	41-0	516	60	137	.438	17	49	.347	19	38	.500	21	58	79	1.9	37	0	35	26	2	14	156	3.8



# 31 • MIKE COOK

GUARD/FORWARD • 6-4 • 215 • SR • IL • PHILADELPHIA, PA./EAST CAROLINA/FRIENDS CENTRAL H.S.

**CAREER**

- Sidelined for season with a torn ACL suffered while driving to the basket during the overtime period of the Duke game, 12/21.
- Started 48 consecutive games from Nov. 19, 2005-Dec. 20, 2007.
- In four-year collegiate career at both East Carolina and Pitt, has totaled 1,204 points (11.7 ppg.) and 293 assists (2.8 apg.) in 103 games.

- Transferred from East Carolina following the 2004-05 season and sat out due to NCAA transfer rules in 2005-06.

**2007-08**

- Started all 11 games at small forward.
- Reached double figure scoring in seven of his 11 games played.
- Scored 15 points (7-8 FT), hit two 3-pointers in 29 minutes vs. Oklahoma State, 12/15.
- Finished with 14 points (4-8 FG) with a season-high six assists at Washington, 12/8.

- Scored 12 points including 10 in the first half and grabbed four rebounds in 35 minutes at Duquesne, 12/5.
- Finished with 11 points (4-4 FG) and six assists in 24 minutes vs. Boston U., 11/27.
- Scored eight points, pulled down five rebounds vs. Buffalo, 11/23.
- Scored 13 points (4-6 FG) with a 3-pointer and five assists vs. North Carolina A&T, 11/10.
- Finished with 13 points (5-12 FG) with six rebounds and three steals vs. Houston Baptist, 11/9.

**\*CAREER HIGHS**

Points: 24, vs. South Carolina, 12/20/04.  
 FG made: 10, at Charlotte, 1/8/05.  
 FG attempts: 25, at Western Carolina, 12/7/04.  
 3FG Made: 3, two times- Florida A&M, 12/30/06; vs. South Carolina, 12/20/04.  
 3FG attempts: 9, at Western Carolina, 12/7/04.  
 FT made: 10, vs. Pepperdine, 11/17/04.  
 FT attempts: 14, vs. Pepperdine, 11/17/04.  
 Rebounds: 9, vs. Belmont-Abbey, 11/28/04.  
 Off. Rebs.: 5, at Cincinnati, 1/28/04.  
 Def. Rebs.: 8, vs. Belmont-Abbey, 11/28/04.  
 Assists: 12, vs. Belmont-Abbey, 11/28/04.  
 Steals: 3, two times- Houston Baptist, 11/9/07; vs. Charlotte, 2/7/04.  
 Blocks: 1, seven times.  
 Minutes: 43, vs. Marquette, 2/12/05.

**\*CAREER NUMBERS**

Double-Doubles: .....	0
Points-Rebounds: .....	0
Points-Assists: .....	0
20+ point games: .....	0
10+ point games: .....	28
10+ assist games: .....	0
10+ rebound games: .....	0
5+ rebound games: .....	10
5+ assist games: .....	7
30+ minute games: .....	9
40+ minute games: .....	1

*\*Pitt career only*

**2007-08 SEASON HIGHS**

Points: 15, Oklahoma State, 12/15.  
 Rebounds: 6, Houston Baptist, 11/9.  
 Assists: 6, two times- at Washington, 12/8; Boston U, 11/27.  
 Steals: 3, Houston Baptist, 11/9.  
 Blocks: 1, three times.  
 Minutes: 35, at Duquesne, 12/5.  
*\*Combining his career at East Carolina and Pitt.*

## MIKE COOK'S CAREER STATISTICS

**OVERALL STATISTICS**

SEASON	TEAM	GP-GS	MIN	TOTAL			3-POINTERS			REBOUNDS				PF-FO	Δ	TO	BLK	ST	PTS-AVG					
				FG-FGA	PCT	FT-FTA	PCT	OFF-DEF	TOT-AVG															
2003-04	East Carolina	27-14	700	106	252	.421	8	41	.195	62	95	.653	29	65	94	3.5	55	3	85	80	2	18	282	10.4
2004-05	East Carolina	28-25	925	157	424	.370	30	95	.316	77	106	.726	29	83	112	4.0	59	1	84	111	5	24	421	15.0
2006-07	Pitt	37-37	940	138	277	.498	22	46	.478	89	129	.690	44	81	125	3.4	62	1	95	63	2	22	387	10.5
2007-08	Pitt	11-11	274	38	88	.432	8	23	.348	30	36	.833	9	22	31	2.8	16	0	29	20	3	6	114	10.4
	<i>Pitt Career</i>	<i>48-48</i>	<i>1214</i>	<i>176</i>	<i>365</i>	<i>.482</i>	<i>30</i>	<i>69</i>	<i>.435</i>	<i>119</i>	<i>165</i>	<i>.721</i>	<i>53</i>	<i>103</i>	<i>156</i>	<i>3.3</i>	<i>78</i>	<i>1</i>	<i>124</i>	<i>83</i>	<i>5</i>	<i>28</i>	<i>501</i>	<i>10.4</i>
	<b>Career</b>	<b>103-87</b>	<b>2839</b>	<b>439</b>	<b>1041</b>	<b>.421</b>	<b>68</b>	<b>205</b>	<b>.332</b>	<b>258</b>	<b>366</b>	<b>.705</b>	<b>111</b>	<b>251</b>	<b>362</b>	<b>3.5</b>	<b>192</b>	<b>5</b>	<b>293</b>	<b>274</b>	<b>12</b>	<b>70</b>	<b>1204</b>	<b>11.7</b>

**BIG EAST STATISTICS**

SEASON	TEAM	GP-GS	MIN	TOTAL			3-POINTERS			REBOUNDS				PF-FO	Δ	TO	BLK	ST	PTS-AVG					
				FG-FGA	PCT	FT-FTA	PCT	OFF-DEF	TOT-AVG															
2006-07	Pitt	16-16	413	50	111	.450	8	19	.421	30	44	.682	16	32	48	3.0	32	1	46	30	1	6	138	8.6
	<b>Career</b>	<b>16-16</b>	<b>413</b>	<b>50</b>	<b>111</b>	<b>.450</b>	<b>8</b>	<b>19</b>	<b>.421</b>	<b>30</b>	<b>44</b>	<b>.682</b>	<b>16</b>	<b>32</b>	<b>48</b>	<b>3.0</b>	<b>32</b>	<b>1</b>	<b>46</b>	<b>30</b>	<b>1</b>	<b>6</b>	<b>138</b>	<b>8.6</b>



# 4 • RONALD RAMON

GUARD • 6-1 • 185 • SR • 3L • BRONX, N.Y./ALL HALLOWS

**CAREER**

- Played in 117 games with 52 starts.

**2007-08**

- Started all 19 games (12 at off guard, last seven at point guard).
- Since Leverage Fields was sidelined with an injury, has contributed 45 assists and only 14 turnovers for an outstanding 3.21 assist:turnover ratio.
- Scored 16 points (7-9 FT) with five rebounds, five assists and two steals in 31 minutes at St. John's, 1/23.

- Dished out a game-high eight assists with only two turnovers in a career-high tying 38 minutes at Cincinnati, 1/19.
- Scored a game-high 18 points (6-9 FG), hit 4-6 3-pointers and dished out four assists in 36 minutes vs. Georgetown, 1/14.
- Scored 14 points (5-11 FG), hit 4-8 3-pointers and dished out eight assists in 38 minutes vs. Seton Hall, 1/12.
- Dished out seven assists in 33 minutes at South Florida, 1/9.
- Registered his first career double-double with a career-high 10 assists, 11 points (3-4), hit 3-4 3-pointers with no turnovers and four rebounds in win over Lafayette, 1/2.
- Played a career-high 38 minutes vs. Duke, 12/20.
- Scored 10 points (2-5 3FG) with five assists and three steals in 34 minutes vs. Oklahoma State, 12/15.
- Finished with nine points in 32 minutes at Duquesne, 12/5.
- Tied a career-high with a 5-5 3-point performance, scored a season-high 15 points in 22 minutes vs. Boston U., 11/27.
- Scored 12 points on 4-5 3FG shooting vs. North Carolina A&T, 11/10.
- Started first career contest in 37 consecutive games in season opener vs. Houston Baptist, 11/9.

**CAREER HIGHS**

Points: 21, two times- Marquette, 1/21/07; at Rutgers, 1/8/05.  
 FG made: 7, at Rutgers, 1/8/05.  
 FG attempts: 14, at Wisconsin, 12/16/06.  
 3FG Made: 5, three times- Boston, U, 11/27/07; vs. Western Michigan, 11/12/06; at Rutgers, 1/8/05.  
 3FG attempts: 10, two times, Florida A&M, 12/30/06; at Wisconsin, 12/16/06.  
 FT made: 7, two times- Marquette, 1/21/07; Rutgers, 1/18/06.  
 FT attempts: 8, Marquette, 1/21/07.  
 Rebounds: 7, vs. Wright State, 3/15/07.  
 Off. Rebs.: 2, Howard, 11/20/04.  
 Def. Rebs.: 6, vs. Wright State, 3/15/07.  
 Assists: 10, Lafayette, 1/2/08.  
 Steals: 5, at St. John's, 1/18/05.  
 Blocks: 1, two times.  
 Minutes: 38, three times- at Cincinnati, 1/19/08; Seton Hall, 1/12/08; vs. Duke, 12/20/07.

**2007-08 SEASON HIGHS**

Points: 18, Georgetown, 1/14.  
 Rebounds: 5, two times- at St. John's, 1/23; Oklahoma State, 12/15.  
 Assists: 10, Lafayette, 1/2.  
 Steals: 3, Oklahoma State, 12/15.  
 Blocks: 0.  
 Minutes: 38, three times- at Cincinnati, 1/19; Seton Hall, 1/12; vs. Duke, 12/20.

**CAREER NUMBERS**

Double-Doubles: .....	1
Points-Rebounds: .....	0
Points-Assists: .....	1
20+ point games: .....	2
10+ point games: .....	43
10+ assist games: .....	0
10+ rebound games: .....	0
5+ rebound games: .....	5
10+ assist games: .....	1
5+ assist games: .....	16
30+ minute games: .....	32
40+ minute games: .....	0

## RONALD RAMON'S CAREER STATISTICS

**OVERALL STATISTICS**

SEASON	TEAM	GP-GS	MIN	TOTAL		3-POINTERS		FT-FTA		REBOUNDS		PF-FO	Δ	TO	BLK	ST	PTS-AVG							
				FG-FGA	PCT	FG-FGA	PCT	PCT	OFF-DEF	TOT-AVG														
2004-05	Pitt	28-4	732	62	171	.363	43	128	.336	24	31	.774	11	36	47	1.7	58	1	52	23	0	24	191	6.8
2005-06	Pitt	33-29	822	81	175	.463	49	118	.415	54	65	.831	7	39	46	1.4	60	0	73	34	1	22	265	8.0
2006-07	Pitt	37-0	884	97	209	.464	74	164	.451	59	68	.868	6	60	66	1.8	73	0	81	58	3	20	327	8.8
2007-08	Pitt	19-19	565	49	126	.389	32	84	.381	25	33	.758	8	38	46	2.4	30	0	74	29	1	13	155	8.2
	Career	117-52	3003	289	681	.424	198	494	.401	162	197	.822	32	173	205	1.8	221	1	280	144	5	79	938	8.0

**BIG EAST STATISTICS**

SEASON	TEAM	GP-GS	MIN	TOTAL		3-POINTERS		FT-FTA		REBOUNDS		PF-FO	Δ	TO	BLK	ST	PTS-AVG							
				FG-FGA	PCT	FG-FGA	PCT	PCT	OFF-DEF	TOT-AVG														
2004-05	Pitt	15-0	410	34	91	.374	23	66	.348	17	23	.739	4	24	28	1.9	33	0	30	14	0	16	108	7.2
2005-06	Pitt	16-16	425	47	91	.516	32	63	.508	26	33	.788	5	21	26	1.6	28	0	35	22	0	9	152	9.5
2006-07	Pitt	16-0	393	40	86	.465	30	67	.448	38	43	.884	2	24	26	1.6	28	0	30	16	1	7	148	9.3
	Career	47-16	1228	121	268	.451	85	129	.426	81	99	.818	13	69	82	1.7	61	0	89	52	0	32	408	8.7



# 5 • TYRELL BIGGS

FORWARD • 6-8 • 240 • JR • 2L • NANUET, N.Y./DON BOSCO PREP (N.J.)

**2007-08**

- Played in all 19 games with one start (Toledo).
- Reached double figure scoring in three games on year and double figure rebounding in two.
- Finished with six points (3-7 FG) with five rebounds in a career-high tying 26 minutes at Cincinnati, 1/19.
- Scored seven points with three rebounds in 19 minutes vs. Georgetown, 1/14.
- Grabbed 10 rebounds including a career-high six defensive, scored eight points (4-7 FG) in 19 minutes vs. Seton Hall, 1/12.

- Grabbed seven rebounds (four offensive) in a career-high 26 minutes at South Florida, 1/9.
- Scored seven points (3-8 FG) with five rebounds (four offensive) in 23 minutes at Villanova, 1/6.
- Set or tied career-highs for points (19), field goals made (9), field goal attempts (11), blocked shots (2) and minutes played (26) in win over Lafayette, 1/2.
- Grabbed five offensive rebounds and scored six points in 22 minutes at Dayton, 12/29.
- Grabbed four rebounds (all four offensive) in 16 minutes vs. Duke, 12/20.
- Played 20 minutes with four points and four rebounds at Washington, 12/8.
- Set career-highs for rebounds (11), offensive rebounds (five) and defensive rebounds (six) and scored six points in 24 minutes of first career start vs. Toledo, 12/1.
- Finished with a career-high two blocks, six points (3-3 FG) in 19 minutes vs. Boston U., 11/27.
- Scored a career-high 12 points (4-5 FG) with four rebounds in a career-high 26 minutes played vs. Buffalo, 11/23.
- Scored 10 points (5-8 FG) with four rebounds in 22 minutes vs. Mississippi Valley State, 11/15.
- Played 23 minutes, scored six points and pulled down five rebounds vs. North Carolina A&T, 11/10.

**CAREER HIGHS**

Points: 19, Lafayette, 1/2/08.  
 FG made: 9, Lafayette, 1/2/08.  
 FG attempts: 11, Lafayette, 1/2/08.  
 3FG made: 1, four times.  
 3FG attempts: 3, USF, 1/7/07.  
 FT made: 4, two times- Buffalo, 11/23/07; Louisville, 2/12/07.  
 FT attempts: 6, Buffalo, 11/23/07.  
 Rebounds: 11, Toledo, 12/1/07.  
 Off. Rebs.: 5, two times- at Dayton, 12/29/07; Toledo, 12/1/07.  
 Def. Rebs.: 6, two times- Seton Hall, 1/12/08; Toledo, 12/1/07.  
 Assists: 3, Houston Baptist, 11/9/07.  
 Steals: 2, Florida State, 11/24/06.  
 Blocks: 2, five times- at St. John's, 1/23/08; Lafayette, 1/2/08; Boston U., 11/27/07; Duquesne, 12/6/06; Wisconsin, 12/31/05.  
 Minutes: 26, four times- at Cincinnati, 1/19/08; at South Florida, 1/9; Lafayette, 1/2/08; Buffalo, 11/23/07.

**CAREER NUMBERS**

Double-Doubles: .....	0
Points-Rebounds: .....	0
Points-Assists: .....	0
20+ point games: .....	0
10+ point games: .....	7
10+ rebound games: .....	2
5+ rebound games: .....	10
5+ assist games: .....	0
30+ minute games: .....	0
40+ minute games: .....	0

**2007-08 SEASON HIGHS**

Points: 19, Lafayette, 1/2.  
 Rebounds: 11, Toledo, 12/1.  
 Assists: 3, Houston Baptist, 11/9.  
 Steals: 1, four times.  
 Blocks: 2, three times- at St. John's, 1/23; Lafayette, 1/2; Boston U., 11/27.  
 Minutes: 26, three times- at Cincinnati, 1/19; at South Florida, 1/9; Lafayette, 1/2; Buffalo, 11/23.

## TYRELL BIGGS' CAREER STATISTICS

**OVERALL STATISTICS**

SEASON	TEAM	GP-GS	MIN	TOTAL		3-POINTERS		FT-FTA		PCT		REBOUNDS		PF-FO	A	TQ	BLK	ST	PTS-AVG					
				FG-FGA	PCT	FG-FGA	PCT	FT-FTA	PCT	OFF-DEF	TOT-AVG													
2005-06	Pitt	31-0	254	23	59	.390	0	0	.000	10	13	.769	15	20	35	1.1	29	0	4	13	8	3	56	1.8
2006-07	Pitt	37-0	415	49	98	.500	4	15	.267	18	28	.643	22	46	68	1.8	55	1	24	17	5	8	120	3.2
2007-08	Pitt	19-1	401	50	104	.481	0	6	.000	21	34	.618	50	41	91	4.8	44	0	13	18	8	8	121	6.4
	Career	87-1	1070	122	261	.467	4	21	.190	49	75	.653	87	107	194	2.2	128	1	41	48	21	19	297	3.4

**BIG EAST STATISTICS**

SEASON	TEAM	GP-GS	MIN	TOTAL		3-POINTERS		FT-FTA		PCT		REBOUNDS		PF-FO	A	TQ	BLK	ST	PTS-AVG					
				FG-FGA	PCT	FG-FGA	PCT	FT-FTA	PCT	OFF-DEF	TOT-AVG													
2005-06	Pitt	16-0	96	7	26	.269	0	0	.000	8	10	.800	8	10	18	1.1	12	0	2	4	1	0	22	1.4
2006-07	Pitt	16-0	139	16	34	.471	3	8	.375	8	14	.571	9	15	24	1.5	23	1	7	9	1	1	43	2.7
	Career	32-0	235	23	60	.383	3	8	.375	16	24	.667	17	25	42	1.3	35	1	9	13	2	1	65	2.0



# 2 • LEVANCE FIELDS

GUARD • 5-10 • 190 • JR • 2L • BROOKLYN, N.Y./XAVIERIAN

**CAREER**

- Sidelined with factured left foot suffered during the Dayton game on 12/29.
- Started 49 consecutive games from Nov. 19, 2005-Dec. 29, 2007.

**2007-08**

- Preseason All-Big East honorable mention selection.
- Named Big East Player of the Week (Dec. 23) following his performance vs. Duke.
- Started 12 contests at point guard.
- Has stellar assist:turnover ratio of 2.83 (65 assists, 23 turnovers).
- Scored 13 points (4-10 FG) and hit 2-6 3-pointers in 22

- minutes before injuring his foot with 15:45 left in the game at Dayton, 12/29.
- Hit game-winning fadeaway 3-pointer with 4.7 seconds in overtime, scored season-high 21 points (7-13 FG), hit 3-7 3-pointers and dished out four assists in 40 minutes vs. Duke, 12/20.
- Finished with 17 points (7-10 FG) with six assists in 33 minutes vs. Oklahoma State, 12/15.
- Scored a game-high 20 points (7-9 FG) with five rebounds in 36 minutes at Washington, 12/8.
- Scored 10 points with five rebounds and five assists in 35 minutes at Duquesne, 12/5.
- Finished with a career-high tying nine assists and five rebounds in 30 minutes vs.

- Toledo, 12/1.
- Scored 11 points (5-7 FG) with eight assists in 24 minutes vs. Boston U., 11/27.
- Scored 15 points (6-10 FG) with seven assists and five rebounds in 22 minutes vs. Buffalo, 11/23.
- Earned Hispanic College Fund Challenge All-Tournament honors after averaging 9.7 points, 3.7 rebounds, 5.7 assists and finishing with a 4.25 assist:turnover ratio.
- Scored 16 points on 7-10 FG shooting, dished out six assists and grabbed four rebounds vs. Saint Louis, 11/11.
- Finished with five assists and no turnovers vs. North Carolina A&T, 11/10.
- Finished with six assists and five rebounds in season opener vs. Houston Baptist, 11/9.

**CAREER HIGHS**

Points: 24, at Syracuse, 1/4/07.  
 FG made: 9, at Syracuse, 1/4/07.  
 FG attempts: 15, at Syracuse, 1/4/07.  
 3FG Made: 6, at Cincinnati, 1/24/07.  
 3FG attempts: 8, at Marquette, 3/3/07.  
 FT made: 8, two times- Washington, 2/17/07; Notre Dame, 1/4/06.  
 FT attempts: 14, Notre Dame, 1/4/06.  
 Rebounds: 9, at Marquette, 3/3/07.  
 Off. Rebs.: 3, two times- vs. Bradley, 3/19/06; Cincinnati, 2/12/06.  
 Def. Rebs.: 8, at Auburn, 12/3/06.  
 Assists: 9, three times- Toledo, 12/1/07; vs. Wright State, 3/15/07; vs. Western Michigan, 11/12/06.  
 Blocks: 1, two times.  
 Steals: 4, at Syracuse, 1/4/07.  
 Minutes: 41, vs. Oklahoma State, 12/21/06.

**CAREER NUMBERS**

Double-Doubles: .....	0
Points-Rebounds: .....	0
Points-Assists: .....	0
20+ point games: .....	4
10+ point games: .....	36
10+ assist games: .....	0
10+ rebound games: .....	0
5+ rebound games: .....	16
5+ assist games: .....	30
30+ minute games: .....	31
40+ minute games: .....	2

**2007-08 SEASON HIGHS**

Points: 21, vs. Duke, 12/20.  
 Rebounds: 5, four times- at Washington, 12/8; at Duquesne, 12/5; MSVU, 11/15; Houston Baptist, 11/9.  
 Assists: 9, Toledo, 12/1.  
 Steals: 3, Houston Baptist, 11/9.  
 Blocks: 0.  
 Minutes: 40, vs. Duke, 12/20.


## LEVANCE FIELDS' CAREER STATISTICS

**OVERALL STATISTICS**

SEASON	TEAM	GP-GS	MIN	TOTAL		3-POINTERS		FT-FTA		REBOUNDS		PF-FO	Δ	TO	BLK	ST	PTS-AVG							
				FG-FGA	PCT	FG-FGA	PCT	FT-FTA	PCT	OFF-DEF	TOT-AVG													
2005-06	Pitt	33-4	715	77	157	.490	32	74	.432	38	57	.667	15	53	68	21	27	0	73	37	1	26	224	6.8
2006-07	Pitt	37-37	1094	112	272	.412	52	146	.356	63	83	.759	19	115	134	3.6	49	2	169	70	1	39	339	9.2
2007-08	Pitt	12-12	346	52	116	.448	15	50	.300	24	34	.706	7	39	46	3.8	11	0	65	23	0	15	143	11.9
	Career	82-53	2155	241	545	.442	99	270	.367	125	174	.718	41	207	248	3.0	87	2	307	130	2	80	706	8.6

**BIG EAST STATISTICS**

SEASON	TEAM	GP-GS	MIN	TOTAL		3-POINTERS		FT-FTA		REBOUNDS		PF-FO	Δ	TO	BLK	ST	PTS-AVG							
				FG-FGA	PCT	FG-FGA	PCT	FT-FTA	PCT	OFF-DEF	TOT-AVG													
2005-06	Pitt	16-0	331	33	72	.458	12	36	.333	18	28	.643	5	23	28	1.8	17	0	34	19	0	14	96	6.0
2006-07	Pitt	16-16	489	53	121	.438	26	69	.377	31	40	.775	10	48	58	3.6	27	2	65	31	1	17	163	10.2
	Career	32-0	820	86	193	.446	38	105	.362	49	68	.720	15	71	86	2.7	44	2	99	50	1	31	259	8.1



# 23 • SAM YOUNG

FORWARD • 6-6 • 215 • JR • 2L • CLINTON, MD./HARGRAVE MILITARY ACADEMY/FRIENDLY H.S.

### CAREER

- Played in 89 career games with 24 starts.
- Scored over 20 points in 10 career games.
- Reached double figure scoring in 26 of his last 30 games played.

### 2007-08

- Naismith Award candidate (one of nation's top-30 players).
- Big East Most Valuable Player and Big East Improved Player Award candidate.
- Started all 19 contests at power forward.
- Three double-doubles on year.
- Scored over 20 points in eight games on season.
- Reached double figure scoring in 18 of Pitt's 19 games and double figure rebounding in three.
- Scored a team-high 26 points (10-17 FG), hit 3-6 3-pointers, grabbed four rebounds and finished with three assists at St.

### CAREER NUMBERS

Double-Doubles: .....	5
Points-Rebounds: .....	5
Points-Assists: .....	0
20+ point games: .....	10
10+ point games: .....	46
10+ assist games: .....	0
10+ rebound games: .....	5
5+ rebound games: .....	38
5+ assist games: .....	0
30+ minute games: .....	16
40+ minute games: .....	0

- John's, 1/23.
- Scored a game-high 24 points (9-20 FG) and reached or tied career highs for field goal attempts (20) and minutes played (38) at Cincinnati, 1/19.
- Led Pitt with a career-high 28 points (9-16 FG), hit a career-high 4-4 3-pointers, grabbed eight rebounds and dished out a career-high three assists in 36 minutes vs. Seton Hall, 1/12.
- Led Pitt with 22 points (9-13 FG) with four rebounds in 28 minutes at South Florida, 1/9.
- Led Pitt with 16 points (7-13 FG) including 10 first half points and five rebounds in 30 minutes at Villanova, 1/6.
- Finished with 19 points (7-13 FG), seven rebounds and two blocks in 30 minutes vs. Lafayette, 1/2.
- Scored team-high 15 points (5-17 FG) with seven rebounds in 32 minutes at Dayton, 12/29.
- Hit several key shots down the stretch, scored 17 points (7-16 FG) with seven rebounds in a career-high 38 minutes vs. Duke, 12/20.
- Reached double figure scoring for the 10th time on the year with 15 points (6-6 FT) in 35 minutes vs. Oklahoma State, 12/15.
- Finished with 14 points in 28 minutes at Washington, 12/8.
- Finished with a game-high 23 points (7-14 FG) and 3-5 on 3-pointers including 16 in the second half and five rebounds in a career-high 36 minutes at Duquesne, 12/5.
- Registered third double-double

- of the year with 17 points (7-14 FG) and a career-high tying 12 rebounds in 30 minutes vs. Toledo, 12/1.
- Scored 14 points (5-8 FG) with four rebounds and two steals vs. Boston U., 11/27.
- Scored 20 points (8-11 FG) with eight rebounds and career-highs of four steals and three blocks vs. Buffalo, 11/23.
- Named the Big East Player of the Week (Nov. 19) after averaging 18.8 points, 9.8 rebounds and shooting 65.2 percent (30-46) from the floor.
- Led Pitt with his fourth career double-double (17 points, 6-9 FG) and a career-high tying 12 rebounds in only 23 minutes vs. Mississippi Valley State, 11/15.
- Earned Hispanic College Fund Challenge Tournament Most Valuable Player honors after he averaged 19.3 points, 9.0 rebounds, shot .649 (24-37) from the floor, and .556 (5-9) from 3-point range in the three contests.
- Scored 12 points and grabbed seven rebounds in a career-high 32 minutes vs. Saint Louis, 11/11.
- Finished with his third career double-double performance with a career-high 24 points and 11 rebounds and set or tied career-highs for points (24), field goals made (10), 3-pointers made (4) steals vs. North Carolina A&T, 11/10.
- Scored 22 points (10-15 FG) with nine rebounds in 22 minutes of season opener vs. Houston Baptist, 11/9.

### CAREER HIGHS

Points: 28, Seton Hall, 1/12/08.  
 FG made: 10, four times- at St. John's, 1/23/08; North Carolina A&T, 11/10/07; Houston Baptist, 11/9/07; at West Virginia, 2/7/07.  
 FG attempts: 20, at Cincinnati, 1/19/08.  
 3FG Made: 4, two times- Seton Hall, 1/12/08; North Carolina A&T, 11/10/07.  
 3FG attempts: 6, two times- at St. John's, 1/23/08; North Carolina A&T, 11/10/07.  
 FT made: 8, Seton Hall, 1/12/08.  
 FT attempts: 12, two times- Seton Hall, 1/12/08; vs. VCU, 3/17/07.  
 Rebounds: 12, three times- Toledo, 12/1/07; Mississippi Valley State, 11/15/07; vs. Notre Dame, 1/4/06.  
 Off. Rebs.: 6, at South Carolina, 12/28/05.  
 Def. Rebs.: 9, vs. Notre Dame, 1/4/06.  
 Assists: 3, four times- at St. John's, 1/23/08; Seton Hall, 1/12/08; vs. Oklahoma State, 12/21/06; Northeastern, 11/18/06.  
 Steals: 4, two times- Buffalo, 11/23/07; North Carolina A&T, 11/10/07.  
 Blocks: 3, Buffalo, 11/23/07.  
 Minutes: 38, two times- at Cincinnati, 1/19/08; vs. Duke, 12/20/07.

### 2007-08 SEASON HIGHS

Points: 28, Seton Hall, 1/12.  
 Rebounds: 12, two times- Toledo, 12/1; MSVU, 11/15.  
 Assists: 3, two times- at St. John's, 1/23; Seton Hall, 1/12.  
 Steals: 4, two times- Buffalo, 11/23; NCAT, 11/10.  
 Blocks: 3, Buffalo, 11/23.  
 Minutes: 38, two times- at Cincinnati, 1/19; vs. Duke, 12/20.

## SAM YOUNG'S CAREER STATISTICS

### OVERALL STATISTICS

SEASON	TEAM	GP-GS	MIN	TOTAL			3-POINTERS			REBOUNDS				PE-FO	Δ	TO	BLK	ST	PTS-AVG					
				FG-FGA	PCT	PCT	FG-FGA	PCT	FT-FTA	PCT	OFF-DEF	TOT-AVG												
2005-06	Pitt	33-3	672	98	188	.521	4	21	.190	61	88	.693	59	85	144	44	45	0	28	50	20	22	261	7.9
2006-07	Pitt	37-2	637	103	225	.458	13	42	.310	46	77	.597	47	64	111	30	60	1	25	42	17	21	265	7.2
2007-08	Pitt	19-19	588	132	252	.524	23	50	.460	67	95	.705	45	86	131	69	37	0	19	43	17	18	354	18.6
	Career	89-24	1897	333	665	.501	40	113	.354	174	260	.669	151	235	386	43	142	1	72	135	54	61	880	9.9

### BIG EAST STATISTICS

SEASON	TEAM	GP-GS	MIN	TOTAL			3-POINTERS			REBOUNDS				PE-FO	Δ	TO	BLK	ST	PTS-AVG					
				FG-FGA	PCT	PCT	FG-FGA	PCT	FT-FTA	PCT	OFF-DEF	TOT-AVG												
2005-06	Pitt	16-0	322	43	91	.473	1	10	.100	36	54	.667	30	45	75	4.7	15	0	10	21	9	6	123	7.7
2006-07	Pitt	16-2	282	41	95	.432	7	18	.389	12	21	.571	21	29	50	3.1	23	0	9	20	7	9	101	6.3
	Career	32-2	604	84	186	.452	8	28	.286	48	75	.640	51	74	125	3.9	38	0	19	41	16	15	224	7.0







## 50 • CASSIN DIGGS

**CENTER • 6-10 • 270 • JR • TR • WILLIAMSPORT, PA./CLOUD COUNTY C.C./BRIDGTON ACADEMY (MASS.)**

**2007-08**

- Has been sidelined with a hip strain/groin pull.
- Played in nine games on season.
- Grabbed four rebounds (all offensive) in seven minutes vs. Boston U., 11/27.

- Finished with four points (2-2 FG) and three rebounds in 12 minutes vs. Mississippi Valley State, 11/15.
- Scored six points (3-3 FG) with four rebounds in nine minutes off the bench vs. North Carolina A&T, 11/10.
- Scored four points (2-3 FG) with four rebounds in 17 minutes in career debut vs. Houston Baptist, 11/9.

**CAREER HIGHS**

Points: 6, North Carolina A&T, 11/10/07.  
 FG made: 3, North Carolina A&T, 11/10/07.  
 FG attempts: 3, North Carolina A&T, 11/10/07.  
 3FG Made: 0.  
 3FG attempts: 0.  
 FT made: 0.  
 FT attempts: 2, Saint Louis, 11/11/07.  
 Rebounds: 4, three times- Boston, U., 11/27/07; North Carolina A&T, 11/10/07; Houston Baptist, 11/9/07.  
 Off. Rebs.: 4, Boston U., 11/27/07.  
 Def. Rebs.: 1 two times.  
 Assists: 1, Houston Baptist, 11/9/07.  
 Steals: 0.  
 Blocks: 1, two times.  
 Minutes: 17, Houston Baptist, 11/9/07.



## 22 • BRAD WANAMAKER

**GUARD • 6-4 • 200 • FR • HS • PHILADELPHIA, PA./ROMAN CATHOLIC H.S.**

**2007-08**

- Played in 16 games off the bench at guard.
- Saw action in 12 minutes at St. John's, 1/23.
- Played nine minutes at Cincinnati, 1/19.
- Saw action in 11 minutes vs. Seton Hall.
- Played 10 minutes with three assists at South Florida, 1/9.
- Played 12 minutes at Villanova, 1/6.
- Played in a career-high 23 minutes, scored five points (2-3 FG) with two assists and

- two rebounds vs. Lafayette, 1/2.
- Played 15 minutes off the bench at Dayton, 12/29.
- Finished with six points (3-5 FG) in eight minutes vs. Toledo, 12/1.
- Scored seven points (3-5 FG) with four assists in 17 minutes vs. Mississippi Valley State, 11/15.
- Finished with four points, three assists in 12 minutes vs. North Carolina A&T, 11/10.
- Dished out eight assists, scored four points and grabbed four rebounds in 19 minutes of career debut vs. Houston Baptist, 11/9. The eight assists rank as the second highest total in a freshman debut game since Sean Miller dished out 10 assists on Nov. 28, 1987.

**CAREER HIGHS**

Points: 7, Mississippi Valley State, 11/15/07.  
 FG made: 3, two times- Toledo, 12/1/07; Mississippi Valley State, 11/15/07.  
 FG attempts: 6, Houston Baptist, 11/9.  
 3FG Made: 1, two times- Lafayette, 1/2/08; MSVU, 11/15/07.  
 3FG attempts: 2, four times..  
 FT made: 2, Houston Baptist, 11/9/07.  
 FT attempts: 3, Houston Baptist, 11/9/07.  
 Rebounds: 4, Houston Baptist, 11/9/07.  
 Off. Rebs.: 1, two times.  
 Def. Rebs.: 3, Houston Baptist, 11/9/07.  
 Assists: 8, Houston Baptist, 11/9/07.  
 Steals: 2, two times- Buffalo, 11/23/07; North Carolina A&T, 11/10/07.  
 Blocks: 0.  
 Minutes: 23, Lafayette, 1/2/08.




## 52 • GARY MCGHEE

CENTER • 6-10 • 255 • FR • HS • ANDERSON, IND./HIGHLAND SENIOR H.S.

**2007-08**

- Played in nine games and 47 minutes on season.
- Scored three points at St. John's, 1/23.
- Scored a career-high six points (3-5 FG) with a career-high four rebounds in a productive first half and total of 12 minutes at South Florida, 1/9.
- Scored first career field goal with three rebounds in four minutes vs. Boston U., 11/27.
- Grabbed three rebounds in nine minutes vs. Mississippi Valley State, 11/15.
- Saw action in four minutes with one offensive rebound in career debut vs. North Carolina A&T, 11/10.



## 40 • MAURICE POLEN


FORWARD • 6-5 • 245 • JR\* • IL • PHILADELPHIA, PA./WEST PHILADELPHIA H.S.

**CAREER**

- Awarded a full academic scholarship in January, 2008.
- Former walk-on who has seen action in 18 career games.
- Senior academically.

**2007-08**

- Has seen action in seven games.
- Hit jumper in one minute vs. Seton Hall, 1/12.
- Saw action in two minutes with two rebounds vs. Buffalo, 11/23.
- Played two minutes vs. Mississippi Valley State, 11/15.
- Played two minutes vs. Houston Baptist, 11/9.



## 0 • AUSTIN WALLACE

CENTER • 6-9 • 230 • FR • RS • BRONX, N.Y./LASALLE ACADEMY

**CAREER**

- Redshirted the 2006-07 season.

**2007-08**

- Out for the season. Underwent surgery to repair a fractured patella (left kneecap) on Dec. 14, 2007.
- Saw action in four games.
- Played four minutes vs. Buffalo, 11/23.
- Scored two points in four minutes vs. Mississippi Valley State, 11/15.
- Grabbed two rebounds, made a steal in three minutes of career debut vs. Houston Baptist, 11/9.



## 24 • TIM FRYE

GUARD • 6-4 • 190 • FR • HS • MARS, PA./MARS H.S.

**2007-08**

- Walk-on who has played in seven games on season.
- Saw action vs. Lafayette, Boston U., Buffalo, Mississippi Valley State, Houston Baptist at St. John's.
- Hit 3-pointer in two minutes at St. John's, 1/23.
- Hit 3-pointer in two minutes at St. John's, 1/23.
- Hit 3-pointer in two minutes vs. Lafayette, 1/2.
- Hit first career field goal (3-pointer) vs. Houston Baptist, 11/9.

## No. 22 PITT 103, HOUSTON BAPTIST 62

November 9, 2007 • Petersen Events Center • Pittsburgh, Pa.

Pitt jumped out to a 13-0 lead from the opening tip to register its first win in the Hispanic College Fund Challenge and 11th consecutive win on opening day...Pitt's 59 rebounds set a school record...DeJuan Blair made his first career start and became the first Pitt freshman to start on opening day since Ronald Ramon on Nov. 11, 2004...Blair's double-double represents the first double-double in a debut game since Sean Miller accomplished the feat on Nov. 28, 1987...His 20 points and 14 rebounds both ranked second among Pitt freshman debut totals: Ricardo Greer (21 points in 1997) and Sam Cancy (16 rebounds in 1977) remain the records...Keith Benjamin's 16 points tied a career-high...Pitt set or tied several Petersen Events Center records: points (103), field goals made (42), field goal attempts (92), 3-point attempts (34), assists (31), steals (16)...Pitt is 67-33 in season openers.

### HOUSTON BAPTIST 62 (1-2)

Player	tot-fg		3-pt		rebounds				pf	tp	a	to	blk	s	min	
	fg	fga	fg	fga	of	dc	tot									
JUDGE, Demetrus-f	1	2	0	0	1	2	3	1	2	0	3	0	0	21		
PATEL, Timur-f	4	8	0	0	2	0	3	3	2	9	0	5	2	24		
MORRIS, Sean-g	2	9	1	4	3	2	7	9	1	8	3	1	0	24		
SAULS, Baron-g	5	12	1	3	2	2	2	2	0	13	5	4	0	31		
PUZYK, Andrew-g	3	10	1	5	1	1	0	1	0	8	1	1	0	21		
ATANG, Joe	0	1	0	0	0	0	0	0	1	0	1	0	0	4		
HINNEKAMP, Fred	0	1	0	0	4	0	0	0	1	4	0	0	0	8		
SANDERS, Jimmy	0	1	0	1	0	1	0	2	2	1	0	0	0	1		
HAVARD, Jeremy	2	4	0	1	0	0	1	1	4	4	0	3	0	13		
AMEND, Kevin	3	4	2	2	0	0	1	1	1	8	0	3	0	17		
SDMON, Ricky	1	4	1	3	0	0	1	1	3	3	1	1	0	15		
POJAH, Jeremiah	0	2	0	0	0	0	1	1	1	0	0	0	0	6		
DILLON, Andy	1	3	0	1	1	1	2	0	3	1	1	0	0	8		
TEAM					2	4	6									
Totals.....	22	61	6	20	12	14	8	24	32	16	62	12	22	3	5	200

Percentages: FG%: 36.1%; 3FG%: 30.0%; FT%: 85.7%.

### PITT (1-0)

Player	tot-fg		3-pt		rebounds				pf	tp	a	to	blk	s	min	
	fg	fga	fg	fga	of	dc	tot									
YOUNG, Sam-f	10	15	0	0	2	2	4	6	9	0	22	1	2	0	22	
COOK, Mike-f	5	12	1	3	2	2	4	6	0	13	2	1	0	3	20	
BLAIR, DeJuan-f	9	11	0	0	2	2	10	4	14	1	20	2	1	1	19	
FIELDS, LeVance-g	2	9	2	8	0	0	5	5	1	6	6	2	0	3	20	
RAMON, Ronald-g	3	11	2	8	0	0	1	1	2	2	8	4	1	0	17	
WALLACE, Austin	0	2	0	0	0	0	2	0	2	1	0	0	0	1	3	
BENJAMIN, Keith	6	11	4	8	0	0	1	4	5	1	16	2	3	0	21	
BIGGS, Tyrell	2	5	0	0	1	3	2	1	3	3	5	3	0	0	18	
BROWN, Gilbert	1	6	0	4	0	0	2	2	4	2	2	2	0	1	20	
WANAMAKER, Brad	1	6	0	2	2	3	1	3	4	2	4	8	2	0	19	
FRYE, Tim	1	1	1	1	0	0	0	0	0	0	3	0	0	0	2	
POLEN, Maurice	0	0	0	0	0	0	0	0	0	0	0	0	0	0	2	
DIGGS, Cassin	2	3	0	0	0	0	3	1	4	3	4	1	1	1	17	
TEAM					0	1										
Totals.....	42	92	10	34	9	12	27	32	59	16	103	31	13	3	16	200

Percentages: FG%: 45.7%; 3FG%: 29.4%; FT%: 75.0%.

Officials: Pat Driscoll (R), Jeff Clark, Michael Stephens; Technical fouls: None. Attendance: 9072

Score by Periods	1st	2nd	Total
Houston Baptist	21	41	62
Pitt	48	55	103

## 3

## No. 22 PITT 69, SAINT LOUIS 58

November 11, 2007 • Petersen Events Center • Pittsburgh, Pa.

Pitt captured the Hispanic College Fund Challenge title...Pitt led for the full 40 minutes with its largest lead of 15 points (59-44) with 4:50 to go...An 8-0 run midway through the second half keyed by a Gilbert Brown 3-pointer and two DeJuan Blair jumpers...Sam Young was named Tournament MVP while DeJuan Blair and LeVance Fields earned all-tournament honors...Pitt began a season at 3-0 for the 10th consecutive year...Pitt won its 22nd consecutive home game against a non-conference opponent and improved to 50-1 vs. non-conference opponents at the Petersen Events Center.

### SAINT LOUIS 58 (2-1)

Player	tot-fg		3-pt		rebounds				pf	tp	a	to	blk	s	min	
	fg	fga	fg	fga	of	dc	tot									
EBERHARDT, Barry-f	6	8	0	1	0	0	1	2	3	2	12	0	4	0	31	
MEYER, Luke-f	3	8	2	4	2	2	0	4	4	4	10	2	1	0	32	
HUSAK, Bryce-c	1	3	0	0	0	0	0	3	3	2	2	1	1	0	20	
LISCH, Kevin-g	5	11	2	5	1	1	2	3	5	3	13	4	2	0	38	
LIDDELL, Tommie-g	3	9	0	2	1	1	0	5	5	1	7	4	4	1	36	
POLK, Dwayne	2	3	0	0	0	0	0	1	1	2	4	2	0	0	24	
ECKERLE, Paul	3	4	2	3	0	0	0	1	1	1	8	2	1	0	12	
RELPHORDE, Marcus	1	2	0	0	0	0	0	0	0	1	2	0	0	1	6	
KNOLLMEYER, Adam	0	0	0	0	0	0	0	0	0	1	0	0	0	0	1	
TEAM					1	2										
Totals.....	24	48	6	15	4	4	4	20	24	17	58	15	14	1	3	200

Percentages: FG%: 50.0%; 3FG%: 40.0%; FT%: 100%.

### PITT 69 (3-0)

Player	tot-fg		3-pt		rebounds				pf	tp	a	to	blk	s	min	
	fg	fga	fg	fga	of	dc	tot									
YOUNG, Sam-f	4	8	1	3	3	7	0	7	7	2	12	0	1	2	32	
COOK, Mike-f	2	6	0	1	2	2	2	2	2	6	2	1	0	0	25	
BLAIR, DeJuan-c	8	15	0	0	0	5	3	8	1	16	0	3	0	3	30	
FIELDS, LeVance-g	7	10	1	1	1	3	0	4	4	1	16	6	2	0	34	
RAMON, Ronald-g	2	3	0	1	2	2	1	0	1	2	6	3	0	0	27	
BENJAMIN, Keith	0	2	0	1	0	0	0	0	0	0	0	0	1	0	16	
BIGGS, Tyrell	2	6	0	0	1	2	3	1	4	0	5	0	0	0	17	
BROWN, Gilbert	2	3	2	2	0	0	0	0	0	1	6	0	0	0	15	
WANAMAKER, Brad	1	1	0	0	0	0	1	0	1	0	2	0	0	1	3	
DIGGS, Cassin	0	1	0	0	0	2	1	0	1	0	0	0	0	0	1	
TEAM					2	3	5									
Totals.....	28	55	4	9	9	18	13	20	33	9	69	11	8	2	7	200

Percentages: FG%: 50.9%; 3FG%: 44.4%; FT%: 50.0%.

Officials: Mike Kitts (R), Wally Rutecki, John Cahill; Technical fouls: None. Attendance: 8231

Score by Periods	1st	2nd	Total
Saint Louis	21	37	58
Pitt	27	42	69

## 2

## No. 22 PITT 88, NORTH CAROLINA A&T 61

November 10, 2007 • Petersen Events Center • Pittsburgh, Pa.

Sam Young set or tied career-highs for points (24), field goals made (10), 3-point field goals made (4) and steals (4) in leading Pitt to its second win in the Hispanic College Fund Challenge...Young sparked the Panthers in the first half, scoring 17 of his 24 points on 7-9 shooting and 3-4 3-point shooting...Pitt went on a 16-0 run to grab a 34-17 lead with 4:23 to go in the first half...Pitt won its 21st consecutive home game against a non-conference opponent and improved to 49-1 vs. non-conference opponents at the Petersen Events Center...Pitt improved to 17-0 all-time vs. MEAC schools and 3-0 vs. North Carolina A&T...Jamie Dixon improved to 20-0 in November games.

### NORTH CAROLINA A&T 61 (0-2)

Player	tot-fg		3-pt		rebounds				pf	tp	a	to	blk	s	min	
	fg	fga	fg	fga	of	dc	tot									
WILLS, Jason-f	4	8	0	0	0	1	4	2	6	1	8	2	1	0	23	
JONES, Ed-f	3	8	1	2	2	3	2	1	3	1	9	2	1	0	23	
PORTER, James-c	1	2	0	0	0	0	0	0	0	2	2	0	2	0	14	
ERWIN, Austin-g	0	3	0	3	0	0	0	0	0	0	0	1	1	0	17	
FERNANDEZ, Angelo-g	1	1	0	0	0	0	0	2	2	0	2	2	0	3	13	
RUSH, Steven	2	6	1	4	8	8	0	1	1	1	13	0	2	0	19	
NELSON, Glenn	0	8	0	4	0	0	0	3	3	2	0	2	4	0	21	
CHAPLIN, Trhern	1	4	0	2	1	2	0	3	3	3	3	0	1	0	14	
ALSTON, Tavarus	1	2	1	1	0	0	0	0	0	0	3	0	0	0	3	
GREGG, Patrick	2	2	0	0	1	1	1	0	1	0	1	0	5	0	10	
SHEPHERD, Kam	1	1	0	0	0	0	1	0	1	0	2	0	0	0	4	
COLEMAN, Thomas	1	1	0	0	1	2	1	3	4	1	3	1	2	0	17	
WILSON, Nicholas	3	6	1	3	0	0	1	0	1	2	7	1	1	0	14	
JOHNSON, Robert	2	2	0	0	0	0	0	1	1	0	4	0	1	0	10	
TEAM					1	2										
Totals.....	22	54	4	19	13	17	11	17	28	13	61	11	18	1	8	200

Percentages: FG%: 40.7%; 3FG%: 21.1%; FT%: 76.5%.

### PITT 88 (2-0)

Player	tot-fg		3-pt		rebounds				pf	tp	a	to	blk	s	min	
	fg	fga	fg	fga	of	dc	tot									
YOUNG, Sam-f	10	14	4	6	0	0	4	7	11	2	24	0	3	1	4	30
COOK, Mike-f	4	6	1	2	4	5	0	3	3							

# 5 No. 17 PITT 92, BUFFALO 45

November 23, 2007 • Petersen Events Center • Pittsburgh, Pa.

Trailing 4-0, Pitt scored 22 consecutive points to take command of the game...Pitt led by as many as 51 points late in the second half...Pitt improved to 8-1 all-time vs. Buffalo...Pitt's 16 steals tied a Petersen Events Center and Jamie Dixon Era record...Pitt improved to 5-0 for the eighth straight year...The 47-point win was the largest in Petersen Events Center history and tied for the ninth largest victory in school history...Keith Benjamin (17 points) and Tyrell Biggs (12 points) both registered career-highs for scoring.

### BUFFALO 45 (2-3)

Player	tot-fg		3-pt		rebounds					tp	a	to	blk	s	min
	fg	fga	fg	fga	of	dc	tot	pf							
GAMBLE, Greg-f	0	3	0	0	1	0	1	1	0	4	2	0	1	1	19
BOUDREAU, Max-f	4	5	0	0	1	2	0	1	2	9	2	0	0	1	14
FEDOTOV, Vadim-c	6	12	0	0	1	2	2	4	3	13	1	2	0	0	31
ROBINSON, Andy-g	0	1	0	0	0	0	0	0	1	0	0	3	0	1	10
PIERCE, Rodney-g	1	5	1	4	0	0	0	3	3	3	1	0	0	0	19
MULKEY, Byron	2	2	0	0	0	0	0	2	4	1	3	0	0	1	11
SMILEY, Sean	2	11	2	8	0	0	1	2	3	2	6	0	2	2	17
BOYER, John	0	1	0	0	0	0	0	2	4	0	2	2	0	1	13
BETTS, Calvin	2	6	1	5	0	0	0	6	6	2	5	1	7	0	32
ALSTON, Jawaan	1	4	0	0	1	2	0	1	1	3	3	0	1	0	13
LALLEY, Adekambi	0	4	0	0	0	0	1	1	2	1	0	1	3	1	13
ADDISON, Brian	1	2	0	0	0	0	2	1	3	0	2	0	0	0	8
TEAM							3	0	3						
Totals.....	19	56	4	19	3	6	10	19	29	21	45	13	25	1	6

Percentages: FG%: 33.9%; 3FG%: 21.1%; FT%: 50.0%.

### PITT 92 (5-0)

Player	tot-fg		3-pt		rebounds					tp	a	to	blk	s	min
	fg	fga	fg	fga	of	dc	tot	pf							
YOUNG, Sam-f	8	11	2	3	2	6	8	0	20	2	1	3	4	23	
COOK, Mike-f	4	10	0	2	0	1	2	3	5	1	8	2	1	0	18
BLAIR, DeJuan-c	1	4	0	0	2	2	1	4	5	3	4	1	3	0	16
FIELDS, LeVance-g	6	10	1	3	2	2	1	4	5	0	15	7	0	0	22
RAMON, Ronald-g	1	7	1	6	0	0	0	2	2	0	3	0	1	0	20
WALLACE, Austin	0	0	0	0	0	0	0	1	0	0	0	0	1	0	4
BENJAMIN, Keith	6	8	3	4	2	2	0	1	1	2	17	1	1	0	3
BIGGS, Tyrell	4	5	0	1	4	6	3	1	4	1	12	1	1	1	26
BROWN, Gilbert	3	6	0	2	4	4	3	0	3	1	10	4	1	0	20
WANAMAKER, Brad	1	2	0	1	1	2	0	1	1	2	3	3	3	0	2
FRYE, Tim	0	1	0	0	0	0	0	0	0	0	0	0	0	0	2
POLEN, Maurice	0	1	0	0	0	0	0	2	2	0	0	0	0	0	2
DIGGS, Cassin	0	1	0	0	0	0	0	1	0	1	3	0	0	0	7
McGHEE, Gary	0	1	0	0	0	0	0	0	0	0	0	1	0	0	3
TEAM							1	3	4						
Totals.....	34	67	6	22	18	22	15	27	42	13	92	21	14	4	16

Percentages: FG%: 50.7%; 3FG%: 27.3%; FT%: 81.8%.

Officials: Doug Simons (R), Ed Corbett, Earl Walton; Technical fouls: None; Attendance: 10596.

Score by Periods	1st	2nd	Total
Buffalo	21	24	45
Pitt	49	43	92

# 7 No. 14 PITT 78, TOLEDO 52

December 1, 2007 • Petersen Events Center • Pittsburgh, Pa.

In the early-going, Pitt trailed by its largest deficit of the season, 12-4, as Toledo hit four consecutive 3-pointers...Pitt scored the final six points of the first half to take a 34-28 halftime lead...The Panthers opened the second half on a 19-6 run to take control of the contest...Pitt outscored Toledo 55-29 following a 23-23 tie with 5:55 minutes left in the first half...Sam Young and DeJuan Blair both registered double-doubles...The last time two Pitt players finished with double-doubles was on March 9, 2006 vs. West Virginia (Young and Gray)...Tyrell Biggs made his first career start and finished with a career-high 11 rebounds...Pitt won its ninth consecutive home game...With the win, Pitt is 7-0 for the sixth consecutive season.

### TOLEDO 52 (1-6)

Player	tot-fg		3-pt		rebounds					tp	a	to	blk	s	min
	fg	fga	fg	fga	of	dc	tot	pf							
AMOS, Jonathan-f	2	10	0	2	4	4	8	2	8	1	3	1	2	31	
YOUNG, Jerrah-f	2	5	0	0	1	2	1	3	4	2	5	0	3	1	31
BINGHAM, Corey-g	2	4	2	3	0	0	0	2	2	1	6	0	0	1	31
JOHNSON, Ridley-g	2	11	1	9	0	0	0	2	2	2	5	2	0	0	26
KENT, Tyrone-g	8	17	4	12	2	2	0	6	6	3	22	5	5	0	36
ANYIJONG, Justin	1	2	0	0	0	0	1	0	1	0	2	0	1	0	13
CLAYTON, Cory	0	0	0	0	0	0	0	0	0	0	0	0	0	0	2
LO, Mohammed	2	5	0	1	0	0	1	2	3	4	4	0	0	0	14
BYRD, Anthony	0	1	0	0	0	0	0	0	0	0	2	0	0	0	16
TEAM							2	0	2						
Totals.....	19	55	7	27	7	10	9	19	28	16	52	8	12	3	200

Percentages: FG%: 34.5%; 3FG%: 25.9%; FT%: 70.0%.

### PITT 78 (7-0)

Player	tot-fg		3-pt		rebounds					tp	a	to	blk	s	min
	fg	fga	fg	fga	of	dc	tot	pf							
YOUNG, Sam-f	7	14	1	2	2	5	7	12	3	17	1	4	0	0	30
COOK, Mike-f	5	9	1	2	3	3	0	1	1	2	14	3	0	1	25
BIGGS, Tyrell-c	3	7	0	0	0	0	5	6	11	3	6	1	1	0	24
FIELDS, LeVance-g	1	10	0	4	3	4	2	3	5	0	5	9	1	0	30
RAMON, Ronald-g	2	5	1	3	0	0	1	2	3	1	5	3	1	0	23
BENJAMIN, Keith	2	8	2	4	0	0	0	1	1	1	6	1	0	0	19
BROWN, Gilbert	3	5	0	1	0	0	2	2	4	1	6	1	0	0	15
WANAMAKER, Brad	3	5	0	0	0	0	0	0	0	0	6	0	0	0	8
BLAIR, DeJuan	4	7	0	0	3	5	6	5	11	1	11	2	0	2	3
DIGGS, Cassin	1	2	0	0	0	0	1	0	1	0	2	0	0	0	23
TEAM							1	1	2						
Totals.....	31	72	5	16	11	14	23	28	51	12	78	21	7	3	5

Percentages: FG%: 43.1%; 3FG%: 31.3%; FT%: 78.6%.

Officials: Ed Corbett (R), Chris Beaver, Glenn Mayborg; Technical fouls: None; Attendance: 9660.

Score by Periods	1st	2nd	Total
Toledo	28	24	52
Pitt	34	44	78

# 6 No. 14 PITT 80, BOSTON U. 53

November 27, 2007 • Petersen Events Center • Pittsburgh, Pa.

Pitt used a 9-0 run to take a commanding 19-4 lead with 9:46 to play in the first half...The run occurred despite Pitt's eight turnovers over the game's first 10 minutes...Ronald Ramon tied a career-high with a 5-5 3-point performance...Sam Young reached double figure scoring for the sixth time on the year...Pitt won by more than 23 points for the fifth time in the season's first six games...Pitt led 42-19 at halftime...Boston U. went on a 14-2 run midway through the second half but it was not enough...Pitt improved to 6-0 all-time vs. America East teams...Pitt topped the one million mark for attendance in the Petersen Events Center.

### BOSTON U. 53 (1-5)

Player	tot-fg		3-pt		rebounds					tp	a	to	blk	s	min
	fg	fga	fg	fga	of	dc	tot	pf							
KONATE, Ibrahim-f	0	1	0	0	1	0	1	0	0	0	0	0	1	2	0
BRITAIN, Scott-f	2	4	0	0	4	8	3	3	6	4	8	1	2	1	32
WOLFE, Matt-g	1	12	0	4	0	0	3	2	5	2	2	0	4	0	31
STRONG, Carlos-g	7	20	6	14	4	4	2	3	5	1	24	0	4	1	36
JOHNSON, Marques-g	1	3	0	1	2	3	1	2	3	0	4	4	5	0	32
SIRUTIS, Valdas	0	1	0	1	1	2	2	1	3	3	1	2	1	0	13
HOLLAND, John	6	11	2	4	0	0	2	2	4	1	14	1	2	0	25
GOTZLER, Max	0	2	0	0	0	0	2	0	2	3	0	0	0	0	18
TEAM							2	1	3						1
Totals.....	17	54	8	24	11	17	18	14	32	14	53	8	20	4	4

Percentages: FG%: 31.5%; 3FG%: 33.3%; FT%: 64.7%.

### PITT 80 (6-0)

Player	tot-fg		3-pt		rebounds					tp	a	to	blk	s	min
	fg	fga	fg	fga	of	dc	tot	pf							
YOUNG, Sam-f	5	8	1	1	3	5	1	3	4	14	0	4	0	2	27
COOK, Mike-f	3	8	1	4	4	4	1	1	2	0	11	6	2	0	24
BLAIR, DeJuan-c	2	4	0	0	5	6	3	3	6	0	9	0	0	3	22
FIELDS, LeVance-g	5	7	1	3	0	0	2	2	2	1	11	8	1	0	24
RAMON, Ronald-g	5	6	5	5	0	0	2	1	3	2	15	1	0	0	22
WALLACE, Austin	0	0	0	0	0	0	0	0	0	0	0	0	0	0	1
BENJAMIN, Keith	2	5	1	4	0	0	0	3	3	1	5	2	1	0	19
BIGGS, Tyrell	3	3	0	0	0	0	1	0	1	2	6	1	1	2	0
BROWN, Gilbert	2	3	1	2	0	0	0	4	0	5	1	1	0		

## 9

### No. 12 PITT 75, WASHINGTON 74

December 8, 2007 • Bank of America Arena • Seattle, Wash.

The game was decided by television's instant replay after Washington's Justin Dentmon drove the length of the floor, weaved through the Pitt defense and seemingly converted a layup in 4.7 seconds. Both teams gathered around the scorer's table as the officials took two minutes to decide a ruling on the play...Officials ruled that the shot was taken after the buzzer sounded to give Pitt a thrilling 75-74 road win...Trailing 75-74 with five seconds to go, UW gained possession after a ruled jump ball following a missed free throw by Pitt...Pitt took its first lead (47-44) when Ronald Ramon hit a 3-pointer with 16:02 left...Pitt extended its lead to nine points (65-56) on a DeJuan Blair layup and Mike Cook 3-pointer...Pitt held a six-point lead with 2:10 to go but UW hit two 3-pointers to pull within two points (73-71) with 41 seconds...After Pitt's LeVance Fields hit two free throws, UW's Ryan Appleby followed with a 3-pointer to cut Pitt's lead to one point with eight seconds...In his first appearance of the year, Appleby kept the Huskies in the game with four first half 3-pointers.

#### PITT 75 (9-0)

Player	tot-fg		3-pt			rebounds					pf	tp	a	to	blk	s	min
	fg	fga	fg	fga	ft	fta	of	dc	tot								
YOUNG, Sam-f	5	11	1	3	3	4	1	2	3	3	14	0	2	0	0	0	28
COOK, Mike-f	4	8	1	2	5	6	1	0	1	3	14	6	2	0	0	0	28
BLAIR, DeJuan-c	7	13	0	0	2	4	3	11	14	2	16	0	1	2	3	31	
FIELDS, LeVance-g	7	9	2	2	4	6	1	4	5	2	20	3	2	0	0	36	
RAMON, Ronald-g	1	4	1	3	0	0	0	2	2	0	3	2	1	0	1	31	
BENJAMIN, Keith	1	5	0	0	0	0	2	0	2	1	2	0	0	0	0	14	
BIGGS, Tyrell	2	4	0	0	0	0	1	3	4	3	4	0	0	0	0	20	
BROWN, Gilbert	1	2	0	1	0	0	0	0	0	2	2	1	1	0	0	12	
TEAM							3	1	4								
Totals.....	28	56	5	11	14	20	12	23	35	16	75	12	9	2	4	200	

Percentages: FG%: 50.0%; 3FG%: 45.5%; FT%: 70.0%.

#### WASHINGTON 74 (4-4)

Player	tot-fg		3-pt			rebounds					pf	tp	a	to	blk	s	min
	fg	fga	fg	fga	ft	fta	of	dc	tot								
WOLFINGER, Joe-f	2	4	0	0	0	0	1	2	3	1	5	0	0	0	0	0	5
BROCKMAN, Jon-f	8	18	0	0	1	3	7	5	12	2	17	3	1	0	0	0	35
SMITH, Joel-g	0	2	0	0	2	0	0	1	1	1	0	3	2	0	0	22	
OVERTON, Venoy-g	0	1	0	1	0	0	0	0	0	1	0	3	0	0	0	13	
MORRIS, Tim-g	5	7	1	2	0	0	1	3	4	2	11	1	0	0	0	31	
DENTMON, Justin	2	6	1	3	4	6	1	2	3	1	9	2	1	0	0	24	
BRYAN-AMANNING, Matt	0	0	0	0	0	0	0	0	0	0	0	0	0	0	0	4	
APPLEBY, Ryan	6	13	6	12	0	0	0	1	1	2	18	2	0	1	0	25	
WALLACE, Artem	3	4	0	0	0	1	2	1	3	1	6	0	0	0	0	16	
PONDEXTER, Quincy	3	8	2	2	0	0	2	3	5	2	8	4	4	1	1	25	
TEAM							0	2	2								
Totals.....	29	63	11	24	5	10	14	20	34	13	74	18	8	2	2	200	

Percentages: FG%: 46.0%; 3FG%: 45.8%; FT%: 50.0%.

Officials: Dick Cartmell, Dave Libbey, Mark Reischling; Technical fouls: None; Attendance: 9229.

Score by Periods	1st	2nd	Total
Pitt	34	41	75
Washington	37	37	74

## 11

### No. 11 PITT 65, No. 6 DUKE 64

December 20, 2007 • Madison Square Garden • New York, N.Y.

In a battle of two undefeated, nationally ranked teams, Pitt and Duke provided a sellout crowd and national television audience one of college basketball's most thrilling games of the year...Trailing 64-62 in overtime, LeVance Fields hit a fadeaway game-winning 3-pointer with 4.7 seconds left to lift Pitt to victory...Duke held a 12-point halftime lead (34-22), taking advantage of 13 first half turnovers and 36 percent shooting from the floor...The Panthers trailed by as many as 16 points late in the first half...Trailing 43-33 with 12:47 left in regulation, Pitt used a 12-0 run to take its first lead (49-48) on a Sam Young free throw with 5:27 to go...Kyle Singler hit a 3-pointer to tie the game at 56-56 with 1:34 left, Young answered with a field goal to give Pitt a 58-56 lead...Gerald Henderson sent the game into overtime with a basket...Mike Cook suffered a knee injury early in the overtime period which sidelined him for the rest of the season...DeJuan Blair totaled his fifth double-double and grabbed a career-high 20 rebounds...The 20 rebounds were the most by a freshman since Mel Bennett had 21 in 1975.

#### PITT 65 (11-0)

Player	tot-fg		3-pt			rebounds					pf	tp	a	to	blk	s	min
	fg	fga	fg	fga	ft	fta	of	dc	tot								
YOUNG, Sam-f	7	16	0	3	3	3	1	6	7	2	17	1	4	0	2	38	
COOK, Mike-f	1	6	0	1	0	0	2	2	4	2	2	0	5	0	0	22	
BLAIR, DeJuan-c	4	8	0	0	7	15	6	14	20	5	15	1	4	3	1	35	
FIELDS, LeVance-g	7	13	3	7	4	4	0	2	2	3	21	4	5	0	2	40	
RAMON, Ronald-g	1	7	0	4	2	2	0	2	2	3	4	2	3	0	1	38	
BENJAMIN, Keith	1	4	0	1	0	0	0	3	3	1	2	0	0	0	0	13	
BIGGS, Tyrell	1	7	0	1	0	0	4	0	4	3	2	0	1	0	0	16	
BROWN, Gilbert	1	4	0	2	0	0	2	5	7	4	2	2	0	1	2	25	
TEAM							4	0	4								
Totals.....	23	65	3	19	16	24	19	34	53	23	65	10	22	4	8	225	

Percentages: FG%: 35.4%; 3FG%: 15.8%; FT%: 66.7%.

#### DUKE 64 (10-1)

Player	tot-fg		3-pt			rebounds					pf	tp	a	to	blk	s	min
	fg	fga	fg	fga	ft	fta	of	dc	tot								
SINGLER, Kyle-f	6	12	1	2	4	6	3	2	5	4	17	2	3	0	1	38	
THOMAS, Lance-f	2	3	0	0	1	3	0	0	0	3	5	0	2	0	0	15	
HENDERSON, Gerald-g	8	17	0	3	1	4	1	1	2	2	17	1	2	1	2	28	
NELSON, DeMarcus-g	4	9	1	4	5	8	1	4	5	4	14	6	3	0	0	37	
PAULUS, Greg-g	1	2	1	2	0	0	0	0	0	3	3	1	5	0	0	34	
McCLURE, David	0	0	0	0	1	2	0	3	3	2	1	0	0	0	0	8	
SMITH, Nolan	0	3	0	0	0	0	0	0	0	2	1	1	1	0	0	13	
KING, Taylor	1	4	1	4	0	0	0	1	1	1	3	1	1	0	0	11	
SCHEYSER, Jon	1	10	0	4	2	3	2	10	12	2	4	0	2	0	1	35	
ZOUBEK, Brian	0	1	0	0	0	0	0	3	3	1	0	0	0	0	0	6	
TEAM							4	4	8								
Totals.....	23	61	4	19	14	26	11	28	39	24	64	12	20	1	4	225	

Percentages: FG%: 37.7%; 3FG%: 21.1%; FT%: 53.8%.

Officials: Mike Kitts (R), Jim Burr, Jamie Luckie; Technical fouls: None; Attendance: 19544.

Score by Periods	1st	2nd	OT	Total
Pitt	22	36	7	65
Duke	34	24	6	64

## 10

### No. 11 PITT 85, OKLAHOMA STATE 68

December 15, 2007 • Petersen Events Center • Pittsburgh, Pa.

Pitt took command of the game by outscoring Oklahoma State 20-5 over the final 6:17 to take an 18-point halftime lead (49-31)...A 7-0 rally fueled by a DeJuan Blair layup, Ronald Ramon 3-pointer and Sam Young layup gave Pitt a 12-point lead...Pitt used 68 percent field goal shooting and hit 5-8 3-pointers to build its halftime lead...OSU cut the Panthers' advantage to as few as seven points (54-47) but Pitt responded with a LeVance Fields 3-pointer, a Fields free throw and layup and jumper from Blair to go up 62-47 with 8:04 to play...Blair registered his fourth career double-double...Blair tied or set career-highs for scoring (20 points), blocked shots (5) and minutes played (31)...Young reached double figure scoring for the 10th time this year...Pitt improved to 10-0 for a fifth consecutive year...Pitt won its 10th consecutive home game and 27th consecutive non-conference home game...Pitt won its 10th non-conference game for a seventh consecutive season...Pitt improved to 4-4 all-time vs. Oklahoma State.

#### OKLAHOMA STATE 68 (5-4)

Player	tot-fg		3-pt			rebounds					pf	tp	a	to	blk	s	min
	fg	fga	fg	fga	ft	fta	of	dc	tot								
BROWN, Anthony-f	2	7	0	1	0	0	3	4	7	4	4	1	2	0	0	23	
DOVE, Marcus-f	7	14	0	2	3	5	0	2	2	4	17	0	2	1	1	38	
ANDERSON, James-f	2	8	1	5	3	4	0	2	2	1	8	1	0	0	0	29	
EATON, Byron-g	3	14	0	3	3	3	2	1	3	2	9	4	2	1	3	34	
HARRIS, Terrel-g	7	10	2	5	0	1	3	6	9	5	16	1	3	1	3	35	
MUONELLO, Obi	4	6	3	4	0	0	2	4	6	2	11	1	5	0	1	20	
SIDORAKIS, Nick	0	0	0	0	1	2	0	0	0	0	1	0	2	0	0	5	
THOMAS, Ibrahim	0	0	0	0	0	0	0	0	2	0	0	0	0	0	0	5	
MOSES, Marshall	1	3	0	1	0	0	1	1	0	1	0	2	0	0	1	11	
TEAM							2	3	5								
Totals.....	26	62	6	21	10	15	15	20	35	20	68	8	17	4	8	200	

Percentages: FG%: 41.9%; 3FG%: 28.6%; FT%: 66.7%.

#### PITT 85 (10-0)

Player	tot-fg		3-pt			rebounds					pf	tp	a	to	blk	s	min
	fg	fga	fg	fga	ft	fta	of	dc	tot								
YOUNG, Sam-f	4	10	1	1	6	6	1	2	3	1	15	1	1	1	1	0	35
COOK, Mike-f	3	7	2	3	7	8	0	2	2	0	15	1	4	0	2	29	
BLAIR, DeJuan-c	8	10	0	0	4	5	3	7	10	3	20	0	1	5	2	31	
FIELDS, LeVance-g	7	10	1	1	2	4	1	2	3	3	17	6	2	0	1	33	
RAMON, Ronald-g	3	7	2	5	2	2	0	5	5	2	10	5	3	0	3	34	
BENJAMIN, Keith	2	4	1	3	0	0	0	0	0	2	5	2	1	0	1	13	
BIGGS, Tyrell	0	0	0	0	3	4	0	3	3	2	3	1	0	0	1	14	
BROWN, Gilbert	0	1	0	1	0	0	0	1	1	1	0	1					

13

No. 13 PITT 96, LAFAYETTE 75

January 2, 2008 • Petersen Events Center • Pittsburgh, Pa.

In its first game without injured starters LeVance Fields and Mike Cook, Pitt used 80 percent (20-25) second half shooting to win a 96-75 decision...Pitt pulled away early in the second half using a 6-0 run to take a 56-49 lead with 15:07 to go, then putting together a 9-0 run to take a 17-point lead (75-58) with 8:47 left...Pitt led by as many as 26 points late in the second half...While converting 11-18 3-pointers, Lafayette built a two point halftime lead (41-39)...Lafayette set a Pitt opponent record for 3-pointers in a game with 17...Ronald Ramon registered his first career-double along with a career-high 10 assists...Keith Benjamin and Tyrell Biggs each set career-highs for points (19)...Pitt tied a school and Petersen Events Center record with its 28th consecutive home win over a non-conference team...Pitt finished with its second-highest field goal percentage in school history (67.3%)...Pitt won its 11th consecutive home game and improved to 56-1 vs. non-conference opponents at the Petersen Events Center.

LAFAYETTE 75 (8-5)

Player	tot-fg		3-pt		rebounds			pf	tp	a	to	blk	s	min		
	fg	fga	fg	fga	of	dc	tot									
SCHMIDT, Everest-f	0	3	0	0	0	1	1	4	0	1	0	0	0	15		
BETLEY, Matt-f	7	9	6	6	0	3	1	4	2	20	1	3	0	24		
GRUNER, Michael-g	1	3	0	1	2	2	0	0	0	2	4	0	1	16		
BROWN, Andrew-g	4	12	3	10	0	0	4	4	2	11	4	3	1	32		
ABDULLAH, Bilal-g	4	9	4	7	2	2	1	2	2	14	4	7	0	29		
CUMMINS, Paul	4	6	3	5	0	2	1	3	0	11	3	0	0	21		
WHEELER, Ben	2	3	1	2	0	0	1	1	0	5	0	0	0	7		
KARI, Jeff	0	0	0	0	4	6	1	0	1	0	4	2	0	0	7	
VISOCKAS, Deirunas	0	1	0	0	0	0	0	0	0	0	0	1	0	7		
BENBOW, Darion	0	0	0	0	1	2	0	0	0	3	1	1	0	6		
MINTZ, Jared	1	2	0	0	0	0	0	0	1	2	1	0	0	13		
DETMER, Ted	0	2	0	0	1	2	1	1	2	3	1	2	3	0	1	16
KOLTUN, Marek	1	1	0	0	0	0	0	0	3	2	0	0	1	0	7	
TEAM						5	1	6								
Totals.....	24	51	17	31	10	14	14	10	24	22	75	19	18	2	4	200

Percentages: FG%: 47.1%; 3FG%: 54.8%; FT%: 71.4%.

PITT 96 (12-1)

Player	tot-fg		3-pt		rebounds			pf	tp	a	to	blk	s	min		
	fg	fga	fg	fga	of	dc	tot									
BROWN, Gilbert-f	3	5	2	4	2	2	4	5	10	1	1	0	1	24		
YOUNG, Sam-f	7	13	1	4	9	5	2	7	2	19	1	5	2	30		
BLAIR, DeJuan-c	3	6	0	0	3	4	2	1	3	2	9	3	2	1	4	25
BENJAMIN, Keith-g	7	9	2	4	4	0	2	2	2	20	5	1	0	1	32	
RAMON, Ronald-g	3	4	3	4	2	3	0	4	4	0	11	10	0	1	1	34
BIGGS, Tyrell	9	11	0	0	1	2	4	0	4	0	19	1	0	2	1	26
WANAMAKER, Brad	2	3	1	2	0	0	2	2	4	5	2	2	0	1	23	
FRYE, Tim	1	1	1	1	0	0	0	0	0	3	0	1	0	0	2	
POLEN, Maurice	0	0	0	0	0	0	0	0	0	0	0	0	0	0	2	
DIGGS, Cassin	0	0	0	0	0	0	0	0	2	0	0	1	0	0	2	
TEAM						0	0	0								
Totals.....	35	52	10	16	16	24	11	13	24	17	96	23	13	6	9	200

Percentages: FG%: 67.3%; 3FG%: 62.5%; FT%: 66.7%.

Officials: Bryan Kersey(R), Earl Walton, John Gaffney; Technical fouls: None; Attendance: 10851.

Score by Periods	1st	2nd	Total
Lafayette	41	34	75
Pitt	39	57	96

15

No. 20 PITT 79, SOUTH FLORIDA 66

January 9, 2008 • Sun Dome • Tampa, Fla.

Pitt outscored USF 14-2 over a six minute second half stretch to take a commanding 17-point lead (73-56) with 4:13 left...Pitt used a 7-0 run to take a 35-24 lead with 3:34 to go in the first half...Jumpers from Keith Benjamin and Gilbert Brown and a Benjamin 3-pointer capped the rally...After Sam Young and DeJuan Blair each registered two fouls early in the first half, Gary McGhee provided a spark off the bench as he played 12 productive minutes...McGhee gave Pitt the lead for good on a key dunk and foul...Sam Young scored over 20 points for the sixth time in his career...Benjamin tied career-highs for points (20) and minutes (37)...Pitt improved to 2-2 all-time vs. South Florida.

PITT 79 (13-2, 1-1 Big East)

Player	tot-fg		3-pt		rebounds			pf	tp	a	to	blk	s	min		
	fg	fga	fg	fga	of	dc	tot									
BROWN, Gilbert-f	4	7	2	4	0	0	1	3	4	4	10	4	2	0	1	29
YOUNG, Sam-f	9	13	1	2	3	4	1	3	4	2	22	1	1	0	0	28
BLAIR, DeJuan-c	4	8	0	0	4	4	5	4	9	3	12	1	1	2	2	25
BENJAMIN, Keith-g	8	12	3	5	1	2	1	2	3	1	20	2	2	0	1	37
RAMON, Ronald-g	2	6	2	3	0	0	1	1	2	6	7	3	0	0	0	33
BIGGS, Tyrell	1	6	0	0	0	0	4	3	7	2	2	0	0	0	1	26
WANAMAKER, Brad	0	1	0	0	1	2	0	1	1	0	1	3	1	0	0	10
McGHEE, Gary	3	5	0	0	0	2	1	3	4	1	6	1	0	1	0	12
TEAM						3	0	3								
Totals.....	31	58	8	16	9	14	16	20	36	15	79	20	10	3	5	200

Percentages: FG%: 53.4%; 3FG%: 50.0%; FT%: 64.3%.

SOUTH FLORIDA 66 (10-6, 1-2 Big East)

Player	tot-fg		3-pt		rebounds			pf	tp	a	to	blk	s	min		
	fg	fga	fg	fga	of	dc	tot									
CHIN, Orane-f	1	4	0	0	0	2	1	3	4	1	2	1	1	0	22	
GRANSBERRY, Kentrell-c	11	21	0	0	4	7	7	4	11	3	26	3	3	2	0	37
JONES, Dominique-g	4	10	3	6	2	2	2	1	3	1	13	3	1	0	1	40
HOWARD, Chris-g	2	5	0	1	0	1	1	0	1	1	4	3	1	1	1	24
VERDEJO, Jesus-g	7	9	3	5	0	0	0	2	2	3	17	1	2	0	0	33
HOLMES, Aaron	0	1	0	1	0	0	0	0	0	1	0	1	0	0	0	9
SAKA, Adamu	0	5	0	2	0	0	1	2	3	2	0	1	0	0	0	16
BOZEMAN, Solomon	1	4	0	2	0	0	1	0	1	1	2	2	1	0	0	11
AJAYI, Mobolaji	0	1	0	0	2	2	1	0	1	1	2	0	1	0	0	8
TEAM						4	2	6								
Totals.....	26	60	6	18	8	14	18	14	32	14	66	16	10	4	2	200

Percentages: FG%: 43.3%; 3FG%: 33.3%; FT%: 57.1%.

Officials: Reggie Greenwood, Pat Driscoll, Gary Prager; Technical fouls: None; Attendance: 6027.

Score by Periods	1st	2nd	Total
Pitt	40	39	79
South Florida	33	33	66

14

No. 17 VILLANOVA 64, No. 13 PITT 63

January 6, 2008 • The Pavilion • Villanova, Pa.

With 10 seconds left, Dante Cunningham converted two free throws to give Villanova a 64-63 lead...Trailing by one point, Pitt had possession with 10 seconds to go, but VU's Antonio Pena came up with a steal...Pitt committed one of its season-high 22 turnovers...Pitt battled back from a six point deficit (57-51) with 5:39 to go...The Panthers used a Sam Young layup and 3-pointers from Gilbert Brown and Ronald Ramon to cut the deficit to one point at 60-59 with 2:56 left...A DeJuan Blair jumper gave Pitt a 63-62 lead with 1:36 left...The teams traded possessions before Cunningham was fouled after grabbing an offensive rebound...Pitt built an eight-point lead (43-35) with 15:01 left in the game after outscoring Villanova 9-3 over a three-minute span...Young scored 10 second half points...Pitt led by as many as eight points in the first half...Blair registered his sixth career double-double.

PITT 63 (12-2, 0-1 Big East)

Player	tot-fg		3-pt		rebounds			pf	tp	a	to	blk	s	min		
	fg	fga	fg	fga	of	dc	tot									
BROWN, Gilbert-f	3	5	1	3	3	4	1	3	4	3	10	2	4	3	0	33
YOUNG, Sam-f	7	13	0	1	2	2	1	4	5	3	16	1	2	2	0	30
BLAIR, DeJuan-c	5	14	0	0	2	5	7	8	15	1	12	2	2	2	2	37
BENJAMIN, Keith-g	6	9	3	5	0	0	0	2	2	5	15	1	5	0	0	35
RAMON, Ronald-g	1	5	1	2	0	1	0	2	2	3	3	3	5	0	1	32
BIGGS, Tyrell	3	8	0	0	1	1	4	1	2	4	7	1	2	0	0	25
WANAMAKER, Brad	0	1	0	0	0	0	2	0	2	2	0	0	2	0	0	12
TEAM							3	5	8							
Totals.....	25	55	5	11	8	13	18	25	43	21	63	10	22	7	3	200

Percentages: FG%: 45.5%; 3FG%: 45.5%; FT%: 61.5%.

VILLANOVA 64 (11-2, 1-1 Big East)

Player	tot-fg		3-pt		rebounds			pf	tp	a	to	blk	s	min		
	fg	fga	fg	fga	of	dc	tot									
CLARK, Shane-f	3	8	1	4	0	0	1	2	3	5	7	0	0	0	0	19
CUNNINGHAM, Dante-f	1	4	0	0	4	4	4	5	9	2	6	0	4	1	2	32
REYNOLDS, Scottie-g	1	6	0	5	2	3	0	1	1	3	4	4	1	0	0	31
FISHER, Corey-g	2	8	0	2	0	1	1	2	3	0	4	1	2	0	2	20
REDDING, Reggie-g	1	8	1	3	1	2	0	2	2	4	4	2	2	0	4	30
PENA, Antonio	5	8	0	0	2	4	3	1	4	2	12	0	0	0	3	21
GRANT, Malcolm	6	12	4	7	6	7	0	1	1	0	22	1	1	0	0	27
ANDERSON, Dwayne	1	4	0	1	3	3	2	0	2	2	5	0	0	0	0	15
STOKES, Corey	0	1	0	0	0	0	0	0	0	0	0	0	0	0	0	5
TEAM							5	1	6							
Totals.....	20	59	6	22	18	24	16	15	31	18	64	8	10	1	11	200

Percentages: FG%: 33.9%; 3FG%: 27.3%; FT%: 75.0%.

Officials: Mike Kitts, Ed Corbett, Michael Stephens; Technical fouls: None; Attendance: 6500.

Score by Periods	1st	2nd	Total
Pitt	30	33	63
Villanova	30	34	64

16

No. 20 PITT 84, SETON HALL 70

January 12, 2008 • Petersen Events Center • Pittsburgh, Pa.

Pitt gradually pulled away from Seton Hall in the second half as it converted 72.7 percent (8-11) from 3-point range and 55.2 percent (16-29) on total field goals...The Panthers finished with 11 3-pointers on the day, their second-highest total of the season...A Sam Young 3-pointer gave Pitt a 45-35 lead with 15:07 to go...Seton Hall cut the lead to as few as seven points (55-48) with 10:36 left, but Pitt answered with a Keith Benjamin 3-pointer and Young dunk...Pitt led by as many as 17 points late in the second half and held off a late Seton Hall flurry for the win...Young scored a career-high 28 points...DeJuan Blair registered his seventh career double-double...Keith Benjamin scored all 12 of his points in the second half...Pitt defeated Seton Hall for the eighth time in the last 11 contests and improved to 4-1 vs. the Pirates at the Petersen Events Center...Pitt won its 12th consecutive home game and improved to 34-7 vs. Big East opponents in the Petersen Events Center.

SETON HALL 70 (10-6, 0-3 Big East)

Player	tot-fg		3-pt		rebounds			pf	tp	a	to	blk	s	min
	fg	fga	fg	fga	of	dc	tot							
LAINI, Brian-f	6	7	1	4	4	4	0	6	6	2	17			

## 17

### No. 15 PITT 69, No. 5 GEORGETOWN 60

January 14, 2008 • Petersen Events Center • Pittsburgh, Pa.

Pitt opened the second half by outscoring Georgetown 10-2 to take a 38-28 lead with 15:09 left in the game...With Pitt leading 47-36 with 11:13, Georgetown battled back with an 8-0 run of its own to trail by three points (47-44) with 9:03 left...Pitt answered with two consecutive 3-point plays including DeJuan Blair's offensive rebound putback and Keith Benjamin's over-the-head layup...The Hoyas cut the margin back to five points (58-53) with 3:16 left but Pitt followed with six consecutive free throws to seal the win...Pitt won its fourth consecutive game against a top-5 nationally ranked opponent at home...Pitt improved to 4-1 vs. top-5 nationally ranked teams in the Jamie Dixon/Ben Howland Era...Pitt improved to 11-0 at home on the year...Pitt is 35-7 vs. Big East opponents and 91-8 all-time at the Petersen Events Center...Ronald Ramon scored a season-high 18 points.

#### GEORGETOWN 60 (15-2, 3-1 Big East)

Player	tot-fg		3-pt		rebounds				pf	tp	a	to	blk	s	min
	fg	fga	fg	fga	of	dc	tot								
WALLACE, Jonathan-f	5	11	2	7	2	2	1	1	2	4	14	0	2	0	33
SUMMERS, Dajuan-f	0	7	0	4	0	0	0	4	4	5	0	5	2	0	24
HIBBERT, Roy-c	3	7	0	0	6	7	4	6	10	1	12	2	1	0	30
FREEMAN, Austin-g	4	8	0	4	0	0	1	3	4	2	8	3	0	0	29
SAPP, Jessie-g	2	7	1	4	0	0	1	3	4	4	5	3	4	1	31
MACKLIN, Vernon	5	5	0	0	0	0	0	0	0	3	10	0	0	2	12
RIVERS, Jeremiah	1	2	0	0	0	0	0	1	1	0	2	1	0	0	18
CRAWFORD, Tyler	0	0	0	2	2	0	0	0	0	0	2	0	0	0	3
EWING, Patrick	3	5	0	1	1	2	1	4	5	2	7	1	0	3	20
TEAM							2	1	3						
Totals.....	23	52	3	20	11	13	10	23	33	21	60	15	10	7	200

Percentages: FG%: 44.2%; 3FG%: 15.0%; FT%: 84.6%.

#### PITT 69 (15-2, 3-1 Big East)

Player	tot-fg		3-pt		rebounds				pf	tp	a	to	blk	s	min
	fg	fga	fg	fga	of	dc	tot								
BROWN, Gilbert-f	1	5	0	1	0	1	2	2	4	1	2	3	0	0	31
YOUNG, Sam-f	3	13	0	3	3	4	2	4	6	2	9	2	1	0	36
BLAIR, DeJuan-c	6	12	0	0	3	6	4	5	9	4	15	0	3	0	33
BENJAMIN, Keith-g	5	10	2	6	6	8	0	3	3	1	18	2	0	0	36
RAMON, Ronald-g	6	9	4	6	2	2	0	2	2	0	18	4	1	0	36
BIGGS, Tyrell	2	4	0	0	3	5	3	0	3	1	7	0	3	0	19
WANAMAKER, Brad	0	3	0	1	0	0	1	1	2	0	0	2	0	0	7
McGHEE, Gary	0	0	0	0	0	0	0	0	0	3	0	0	0	0	2
TEAM							5	3	8						
Totals.....	23	56	6	17	17	26	17	20	37	12	69	13	8	0	200

Percentages: FG%: 41.1%; 3FG%: 35.3%; FT%: 65.4%.

Officials: Mike Kitts (R), Tony Greene, Paul Janssen; Technical fouls: None; Attendance: 12508.

Score by Periods	1st	2nd	Total
	Georgetown	26	34
Pitt	27	42	69

## 19

### No. 13 PITT 81, ST. JOHN'S 57

January 23, 2008 • Madison Square Garden • New York, N.Y.

Sam Young scored 18 of his team-high 26 points in the second half to lead Pitt to victory...In the first half, Pitt hit 4-9 3-pointers and jumped out a 38-27 halftime lead...It built a 21-10 lead on a jumper and 3-pointer by Young...Pitt led by as many as 27 points late in the second half (77-50 with 2:52 left)...Pitt won its second consecutive game and improved to 19-8 at Madison Square Garden since 2000-01...The 24-point margin of victory was Pitt's all-time second largest for a Big East road win...Pitt improved to 18-33 overall and 5-17 in away contests vs. St. John's...Pitt snapped a three-game losing streak to St. John's at Madison Square Garden...The win was Pitt's first at St. John's since 1995 and concluded a five-game losing streak in games played at St. John's.

#### PITT 81 (16-3, 4-2 Big East)

Player	tot-fg		3-pt		rebounds				pf	tp	a	to	blk	s	min
	fg	fga	fg	fga	of	dc	tot								
BROWN, Gilbert-f	3	4	0	2	0	0	0	2	2	3	7	2	1	0	23
YOUNG, Sam-f	10	17	3	6	3	6	1	3	4	2	26	3	0	1	34
BLAIR, DeJuan-c	5	8	0	0	0	2	3	5	8	2	10	1	3	0	29
BENJAMIN, Keith-g	3	7	2	3	1	2	0	3	3	2	9	4	5	0	35
RAMON, Ronald-g	4	7	1	2	7	9	1	4	5	1	16	5	1	0	31
BIGGS, Tyrell	2	7	0	1	1	1	1	4	5	1	5	0	0	2	23
WANAMAKER, Brad	1	2	0	0	0	0	0	2	2	4	2	2	2	0	12
FRYE, Tim	1	1	1	1	0	0	0	0	0	0	3	0	0	0	2
POLEN, Maurice	0	1	0	0	0	0	0	0	0	1	0	0	0	0	2
McGHEE, Gary	1	1	0	0	1	2	0	0	0	2	3	0	1	0	9
TEAM							5	2	7						
Totals.....	30	55	8	15	13	22	11	25	36	18	81	17	13	3	201

Percentages: FG%: 54.5%; 3FG%: 53.3%; FT%: 59.1%.

#### ST. JOHN'S 57 (7-10, 1-5 Big East)

Player	tot-fg		3-pt		rebounds				pf	tp	a	to	blk	s	min
	fg	fga	fg	fga	of	dc	tot								
MASON, Anthony-f	12	17	3	4	2	3	5	2	29	1	1	0	1	0	33
COKER, Dele-f	0	1	0	0	0	0	0	2	2	1	0	0	0	1	9
BURRELL, Justin-f	3	9	0	1	1	2	0	5	5	4	7	0	2	0	27
LAWRENCE, Eugene-g	1	1	0	0	0	0	0	0	1	2	1	2	0	0	11
KENNEDY, DJ-g	3	8	0	2	1	4	1	1	2	4	7	0	0	0	28
BOOTHIE, Malik	2	5	0	2	0	0	1	1	2	3	4	3	4	0	27
WRIGHT, Larry	0	4	0	3	0	0	0	2	2	3	0	3	2	0	12
JASHULIONIS, Tomas	0	0	0	0	0	0	0	0	0	1	0	0	1	0	8
EVANS, Sean	2	4	0	0	0	3	3	1	4	1	4	1	1	2	23
HORNE, Paris	1	2	0	0	1	2	0	3	3	1	3	0	2	0	12
CAVATAIO, Mike	0	0	0	0	0	0	0	0	0	0	0	0	0	0	1
THOMAS, Rob	0	0	0	0	1	2	0	2	2	0	1	0	0	0	9
TEAM							1	1	2						
Totals.....	24	51	3	12	6	16	8	21	29	21	57	9	16	3	198

Percentages: FG%: 47.1%; 3FG%: 25.0%; FT%: 37.5%.

Officials: Tim Higgins, John Gaffney, Michael Stuart; Technical fouls: Pittsburgh Panthers-None. St. John's Red Storm-Boothe, Malik; Attendance: 5219.

Score by Periods	1st	2nd	Total
	Pitt	38	43
St. John's	27	30	57

## 18

### CINCINNATI 62, No. 15 PITT 59

January 19, 2008 • Fifth Third Arena • Cincinnati, Ohio

Cincinnati went on a 13-0 run midway through the second half and held off a late Pitt comeback with free throw shooting to register the win...Cincinnati used a 13-0 run to take a 53-40 lead with 6:32 remaining in the game...But Pitt battled back from the 13-point deficit as Young scored 10 of his game-high 24 points in the game's final six minutes...A Keith Benjamin 3-pointer with 26 seconds pulled Pitt to within two points at 59-57 with 26 seconds remaining...UC's Deonta Vaughn hit 1-2 free throws with 15 seconds left to give the Bearcats a 62-59 lead...With 15 seconds left, Pitt had possession of the ball with a chance to tie but two 3-point attempts missed the mark...Young scored 20-plus points for the seventh time on the year and ninth time in his career...Jamie Dixon dropped to 21-14 on the road in Big East regular season play...Pitt dropped to 3-7 all-time vs. Cincinnati.

#### PITT 59 (15-3, 3-2 Big East)

Player	tot-fg		3-pt		rebounds				pf	tp	a	to	blk	s	min
	fg	fga	fg	fga	of	dc	tot								
YOUNG, Sam-f	9	20	0	3	6	8	5	4	9	1	24	1	2	1	38
BROWN, Gilbert-f	2	3	0	1	4	4	2	2	4	1	8	2	0	0	32
BLAIR, DeJuan-c	2	5	0	0	0	2	0	3	3	3	4	0	2	0	22
BENJAMIN, Keith-g	4	11	3	9	0	0	1	1	2	4	11	0	2	0	32
RAMON, Ronald-g	2	8	0	4	0	0	0	0	0	3	4	8	2	0	38
BIGGS, Tyrell	3	7	0	0	0	0	1	4	5	4	6	0	0	0	26
WANAMAKER, Brad	1	1	0	0	0	2	0	2	2	1	2	0	0	0	9
McGHEE, Gary	0	0	0	0	0	0	0	2	2	1	0	0	0	0	3
TEAM							3	1	4	1					
Totals.....	23	55	3	17	10	16	12	19	31	19	59	11	8	1	200

Percentages: FG%: 41.8%; 3FG%: 17.6%; FT%: 62.5%.

#### CINCINNATI 62 (9-9, 4-2 Big East)

Player	tot-fg		3-pt		rebounds				pf	tp	a	to	blk	s	min
	fg	fga	fg	fga	of	dc	tot								
WILLIAMSON, John-f	4	8	0	0	0	0	1	3	4	4	8	0	1	0	31
HRZYCANIUK, Adam-c	4	9	0	0	4	4	4	3	7	2	12	0	2	0	27
VAUGHN, Deonta-g	2	5	0	3	10	13	0	1	1	4	14	4	3	1	24
BISHOP, Rashad-g	3	6	1	2	4	6	1	5	6	3	11	1	1	1	31
WARREN, Jamual-g	2	2	0	0	0	0	0	6	6	3	4	4	2	0	37
GENTRY, Marvin	1	3	1	2	0	0	0	2	2	0	3	1	0	0	16
SIKES, Marcus	1	2	0	0	0	0	0	0	0	0	1	2	0	0	9
DAVIS, Larry	0	0	0	0	0	0	0	0	0	0	0	0	1	0	3
MITCHELL, Alvin	1	4	0	1	0	0	0	1	1	2	2	0	1	0	9
McCLAIN, Anthony	2	4	0	0	2	4	1	0	1	1	6	0	0	0	13
TEAM							1	3	4						
Totals.....	20	43	2	8											

2007-08 Pitt Men's Basketball  
 PITT Season Schedule/Results & Leaders (as of Jan 24, 2008)  
 All games

RECORD:	OVERALL	HOME	AWAY	NEUTRAL
ALL GAMES.....	(16-3)	(11-0)	(4-3)	(1-0)
CONFERENCE.....	(4-2)	(2-0)	(2-2)	(0-0)
NON-CONFERENCE.....	(12-1)	(9-0)	(2-1)	(1-0)

DATE	TIME	OPPONENT		SCORE	ATTEND	HIGH POINTS	HIGH REBOUNDS
11/09/07	7:00 PM	! HOUSTON BAPTIST	W	103-62	9072	(22) YOUNG, Sam	(14) BLAIR, DeJuan
11/10/07	4:00 PM	! NORTH CAROLINA A&T	W	88-61	9034	(24) YOUNG, Sam	(11) YOUNG, Sam
11/11/07	6:00 PM	! SAINT LOUIS	W	69-58	8231	(16) BLAIR, DeJuan (16) FIELDS, Levance	(8) BLAIR, DeJuan
11/15/07	7:30 PM	! MISSISSIPPI VALLEY STATE	W	78-45	9449	(17) YOUNG, Sam	(12) YOUNG, Sam
11/23/07	7:30 PM	BUFFALO	W	92-45	10596	(20) YOUNG, Sam	(8) YOUNG, Sam
11/27/07	7:30 PM	BOSTON	W	80-53	9433	(15) RAMON, Ronald	(6) BLAIR, DeJuan
12/01/07	2:00 PM	TOLEDO	W	78-52	9660	(17) YOUNG, Sam	(12) YOUNG, Sam
12/05/07	7:00 pm	at Duquesne	W	73-68	5358	(23) YOUNG, Sam	(9) BLAIR, DeJuan
12/08/07	12:00 p.m.	at Washington	W	75-74	9229	(20) FIELDS, Levance	(14) BLAIR, DeJuan
12/15/07	12:00 PM	OKLAHOMA STATE	W	85-68	12280	(20) BLAIR, DeJuan	(10) BLAIR, DeJuan
12/20/07	7:02 PM	vs Duke	WOT	65-64	19544	(21) FIELDS, Levance	(20) BLAIR, DeJuan
12/29/07	8:00 PM	at Dayton		55-80	L 13435	(15) YOUNG, Sam	(7) YOUNG, Sam
01/02/08	7:00 PM	LAFAYETTE	W	96-75	10851	(20) BENJAMIN, Keith	(7) YOUNG, Sam
01/06/08	12:04 PM	* at Villanova		63-64	L 6500	(16) YOUNG, Sam	(15) BLAIR, DeJuan
01/09/08	7:32 p.m.	* at USF	W	79-66	6027	(22) YOUNG, Sam	(9) BLAIR, DeJuan
01/12/08	2:00 PM	* SETON HALL	W	84-70	12508	(28) YOUNG, Sam	(14) BLAIR, DeJuan
01/14/08	7:00 PM	* GEORGETOWN	W	69-60	12508	(18) BENJAMIN, Keith (18) RAMON, Ronald	(9) BLAIR, DeJuan
01/19/08	4:00 p.m.	* at Cincinnati		59-62	L 10684	(24) YOUNG, Sam	(9) YOUNG, Sam
01/23/08	7:00 PM	* at St. John's Red Storm	W	81-57	5219	(26) YOUNG, Sam	(8) BLAIR, DeJuan

\* - Conference game

ATTENDANCE SUMMARY	GAMES	TOTALS	AVG/GAME
HOME.....	11	113622	10329
AWAY.....	7	56452	8065
NEUTRAL.....	1	19544	19544
TOTAL.....	19	189618	9980

2007-08 Pitt Men's Basketball  
PITT Combined Team Statistics (as of Jan 24, 2008)  
All games

<b>RECORD:</b>	<b>OVERALL</b>	<b>HOME</b>	<b>AWAY</b>	<b>NEUTRAL</b>
<b>ALL GAMES</b> .....	<b>(16-3)</b>	<b>(11-0)</b>	<b>(4-3)</b>	<b>(1-0)</b>
<b>CONFERENCE</b> .....	<b>(4-2)</b>	<b>(2-0)</b>	<b>(2-2)</b>	<b>(0-0)</b>
<b>NON-CONFERENCE</b> .....	<b>(12-1)</b>	<b>(9-0)</b>	<b>(2-1)</b>	<b>(1-0)</b>

## Player	GP-GS	Min--Avg	---TOTAL---		---3-PTS---			---REBOUNDS---												
			FG-FGA	Pct	3FG-FGA	Pct	FT-FTA	Pct	Off	Def	Tot	Avg	PF	FO	A	TO	Blk	Stl	Pts	Avg
23 YOUNG, Sam.....	19-19	588 30.9	132-252	.524	23-50	.460	67-95	.705	45	86	131	6.9	37	0	19	43	17	18	354	18.6
02 FIELDS, Levance....	12-12	346 28.8	52-116	.448	15-50	.300	24-34	.706	7	39	46	3.8	11	0	65	23	0	15	143	11.9
45 BLAIR, DeJuan.....	19-18	476 25.1	88-161	.547	0-0	.000	48-78	.615	75	103	178	9.4	47	1	15	30	27	38	224	11.8
31 COOK, Mike.....	11-11	273 24.8	38-88	.432	8-23	.348	30-36	.833	9	22	31	2.8	16	0	29	20	3	6	114	10.4
01 BENJAMIN, Keith....	19-7	448 23.6	64-134	.478	31-75	.413	18-23	.783	11	32	43	2.3	29	1	35	31	2	18	177	9.3
04 RAMON, Ronald.....	19-19	565 29.7	49-126	.389	32-84	.381	25-33	.758	8	38	46	2.4	30	0	74	29	1	13	155	8.2
25 BIGGS, Tyrell.....	19-1	401 21.1	50-104	.481	0-6	.000	21-34	.618	50	41	91	4.8	44	0	13	18	8	8	121	6.4
11 BROWN, Gilbert....	19-8	393 20.7	37-83	.446	12-40	.300	17-21	.810	20	36	56	2.9	39	1	32	14	7	14	103	5.4
22 WANAMAKER, Brad....	16-0	191 11.9	15-47	.319	2-14	.143	6-15	.400	6	17	23	1.4	21	0	29	21	2	9	38	2.4
50 DIGGS, Cassin.....	9-0	61 6.8	8-15	.533	0-0	.000	0-2	.000	14	4	18	2.0	15	0	1	5	2	0	16	1.8
24 FRYE, Tim.....	7-0	12 1.7	4-6	.667	3-4	.750	0-0	.000	1	1	2	0.3	0	0	1	3	0	0	11	1.6
52 McGHEE, Gary.....	9-0	47 5.2	5-9	.556	0-0	.000	2-6	.333	3	10	13	1.4	9	0	1	2	2	1	12	1.3
00 WALLACE, Austin....	4-0	12 3.0	1-4	.250	0-0	.000	0-0	.000	3	0	3	0.8	2	0	0	1	0	1	2	0.5
40 POLEN, Maurice.....	7-0	12 1.7	1-7	.143	0-3	.000	0-0	.000	1	3	4	0.6	1	0	1	1	0	0	2	0.3
TEAM.....									37	34	71	3.7	3			1				
Total.....	19	3825	544-1152	.472	126-349	.361	258-377	.684	290	466	756	39.8	304	3	315	242	71	141	1472	77.5
Opponents.....	19	3825	428-1071	.400	110-370	.297	218-310	.703	220	385	605	31.8	343	-	220	282	48	89	1184	62.3

TEAM STATISTICS	PITT	OPP	DATE	OPPONENT	W/L	SCORE	ATTEND
SCORING.....	1472	1184	!11/09/07	HOUSTON BAPTIST	W	103-62	9072
Points per game.....	77.5	62.3	!11/10/07	NORTH CAROLINA A&T	W	88-61	9034
Scoring margin.....	+15.2	-	!11/11/07	SAINT LOUIS	W	69-58	8231
FIELD GOALS-ATT.....	544-1152	428-1071	!11/15/07	MISSISSIPPI VALLEY STATE	W	78-45	9449
Field goal pct.....	.472	.400	11/23/07	BUFFALO	W	92-45	10596
3 POINT FG-ATT.....	126-349	110-370	11/27/07	BOSTON	W	80-53	9433
3-point FG pct.....	.361	.297	12/01/07	TOLEDO	W	78-52	9660
3-pt FG made per game..	6.6	5.8	12/05/07	at Duquesne	W	73-68	5358
FREE THROWS-ATT.....	258-377	218-310	12/08/07	at Washington	W	75-74	9229
Free throw pct.....	.684	.703	12/15/07	OKLAHOMA STATE	W	85-68	12280
REBOUNDS.....	756	605	12/20/07	vs Duke	W OT	65-64	19544
Rebounds per game.....	39.8	31.8	12/29/07	at Dayton	L	55-80	13435
Rebounding margin.....	+7.9	-	01/02/08	LAFAYETTE	W	96-75	10851
ASSISTS.....	315	220	*01/06/08	at Villanova	L	63-64	6500
Assists per game.....	16.6	11.6	*01/09/08	at USF	W	79-66	6027
TURNOVERS.....	242	282	*01/12/08	SETON HALL	W	84-70	12508
Turnovers per game....	12.7	14.8	*01/14/08	GEORGETOWN	W	69-60	12508
Turnover margin.....	+2.1	-	*01/19/08	at Cincinnati	L	59-62	10684
Assist/turnover ratio..	1.3	0.8	*01/23/08	at St. John's Red Storm	W	81-57	5219
STEALS.....	141	89					
Steals per game.....	7.4	4.7					
BLOCKS.....	71	48					
Blocks per game.....	3.7	2.5					
WINNING STREAK.....	1	-					
Home win streak.....	11	-					
ATTENDANCE.....	113622	75996					
Home games-Avg/Game....	11-10329	7-8065					
Neutral site-Avg/Game..	-	1-19544					

SCORE BY PERIODS:	1st	2nd	OT	Total
PITT.....	688	777	7	- 1472
Opponents.....	544	634	6	- 1184

2007-08 Pitt Men's Basketball  
PITT Combined Team Statistics (as of Jan 24, 2008)  
Conference games

<b>RECORD:</b>	<b>OVERALL</b>	<b>HOME</b>	<b>AWAY</b>	<b>NEUTRAL</b>
<b>ALL GAMES</b> .....	<b>(4-2)</b>	<b>(2-0)</b>	<b>(2-2)</b>	<b>(0-0)</b>
<b>CONFERENCE</b> .....	<b>(4-2)</b>	<b>(2-0)</b>	<b>(2-2)</b>	<b>(0-0)</b>
<b>NON-CONFERENCE</b> .....	<b>(0-0)</b>	<b>(0-0)</b>	<b>(0-0)</b>	<b>(0-0)</b>

## Player	GP-GS	Min--Avg	---TOTAL---		---3-PTS---		---FT-FTA		----REBOUNDS----				PF	FO	A	TO	Blk	Stl	Pts	Avg
			FG-FGA	Pct	3FG-FGA	Pct	FT-FTA	Pct	Off	Def	Tot	Avg								
23 YOUNG, Sam.....	6-6	202 33.7	47-92	.511	8-19	.421	23-36	.639	12	24	36	6.0	12	0	11	9	5	3	125	20.8
01 BENJAMIN, Keith....	6-6	209 34.8	29-56	.518	16-33	.485	11-16	.688	3	12	15	2.5	14	1	16	19	0	9	85	14.2
45 BLAIR, DeJuan.....	6-6	179 29.8	28-56	.500	0-0	.000	17-31	.548	22	36	58	9.7	17	0	5	12	6	8	73	12.2
04 RAMON, Ronald.....	6-6	208 34.7	20-46	.435	12-27	.444	9-12	.750	1	11	12	2.0	12	0	35	14	0	5	61	10.2
11 BROWN, Gilbert.....	6-6	172 28.7	13-27	.481	4-13	.308	7-9	.778	6	15	21	3.5	16	0	14	7	4	3	37	6.2
05 BIGGS, Tyrell.....	6-0	136 22.7	15-39	.385	0-1	.000	5-9	.556	17	18	35	5.8	15	0	2	6	3	3	35	5.8
52 McGHEE, Gary.....	5-0	27 5.4	4-6	.667	0-0	.000	1-4	.250	1	5	6	1.2	7	0	1	1	2	1	9	1.8
24 FRYE, Tim.....	2-0	3 1.5	1-1	1.000	1-1	1.000	0-0	.000	0	1	1	0.5	0	0	1	0	0	0	3	1.5
40 POLEN, Maurice.....	2-0	3 1.5	1-2	.500	0-0	.000	0-0	.000	0	0	0	0.0	1	0	0	0	0	0	2	1.0
22 WANAMAKER, Brad....	6-0	61 10.2	2-11	.182	0-2	.000	1-4	.250	3	8	11	1.8	8	0	8	6	1	0	5	0.8
TEAM.....									21	12	33	5.5	1		0					
Total.....	6	1200	160-336	.476	41-96	.427	74-121	.612	86	142	228	38.0	103	1	93	74	21	32	435	72.5
Opponents.....	6	1200	137-334	.410	25-103	.243	80-115	.696	75	118	193	32.2	115	-	66	68	19	32	379	63.2

TEAM STATISTICS	PITT	OPP	DATE	OPPONENT	W/L	SCORE	ATTEND
SCORING.....	435	379	*01/06/08	at Villanova	L	63-64	6500
Points per game.....	72.5	63.2	*01/09/08	at USF	W	79-66	6027
Scoring margin.....	+9.3	-	*01/12/08	SETON HALL	W	84-70	12508
FIELD GOALS-ATT.....	160-336	137-334	*01/14/08	GEORGETOWN	W	69-60	12508
Field goal pct.....	.476	.410	*01/19/08	at Cincinnati	L	59-62	10684
3 POINT FG-ATT.....	41-96	25-103	*01/23/08	at St. John's Red Storm	W	81-57	5219
3-point FG pct.....	.427	.243					
3-pt FG made per game..	6.8	4.2					
FREE THROWS-ATT.....	74-121	80-115					
Free throw pct.....	.612	.696					
REBOUNDS.....	228	193					
Rebounds per game.....	38.0	32.2					
Rebounding margin.....	+5.8	-					
ASSISTS.....	93	66					
Assists per game.....	15.5	11.0					
TURNOVERS.....	74	68					
Turnovers per game.....	12.3	11.3					
Turnover margin.....	-1.0	-					
Assist/turnover ratio..	1.3	1.0					
STEALS.....	32	32					
Steals per game.....	5.3	5.3					
BLOCKS.....	21	19					
Blocks per game.....	3.5	3.2					
WINNING STREAK.....	1	-					
Home win streak.....	2	-					
ATTENDANCE.....	25016	28430					
Home games-Avg/Game....	2-12508	4-7108					
Neutral site-Avg/Game..	-	0-0					

SCORE BY PERIODS:	1st	2nd	Total
PITT.....	196	239	- 435
Opponents.....	173	206	- 379

2007-08 Pitt Men's Basketball  
PITT Team Game-by-Game (as of Jan 24, 2008)  
All games

TEAM STATISTICS

Opponent	Date	Score	W/L	---TOTAL---		--3-PTRS--		FT-FTA		----REBOUNDS----				PF	A	TO	Blk	Stl	Pts---Avg	
				FG-FGA	Pct	3FG-FGA	Pct	Pct	Pct	Off	Def	Tot	Avg							
HOUSTON BAPTIST	11/09/07	103-62	W	42-92	.457	10-34	.294	9-12	.750	27	32	59	59.0	16	31	13	3	16	103	103.0
NORTH CAROLINA A&T	11/10/07	88-61	W	33-63	.524	12-27	.444	10-12	.833	14	24	38	48.5	14	18	14	3	9	88	95.5
SAINT LOUIS	11/11/07	69-58	W	28-55	.509	4-9	.444	9-18	.500	13	20	33	43.3	9	11	8	2	7	69	86.7
MISSISSIPPI VALLEY ST	11/15/07	78-45	W	31-65	.477	6-22	.273	10-14	.714	15	35	50	45.0	14	19	10	5	5	78	84.5
BUFFALO	11/23/07	92-45	W	34-67	.507	6-22	.273	18-22	.818	15	27	42	44.4	13	21	14	4	16	92	86.0
BOSTON	11/27/07	80-53	W	28-55	.509	10-22	.455	14-19	.737	15	19	34	42.7	15	19	16	5	11	80	85.0
TOLEDO	12/01/07	78-52	W	31-72	.431	5-16	.313	11-14	.786	23	28	51	43.9	12	21	7	3	5	78	84.0
at Duquesne	12/05/07	73-68	W	25-61	.410	4-16	.250	19-27	.704	16	28	44	43.9	19	13	18	5	6	73	82.6
at Washington	12/08/07	75-74	W	28-56	.500	5-11	.455	14-20	.700	12	23	35	42.9	16	12	9	2	4	75	81.8
OKLAHOMA STATE	12/15/07	85-68	W	27-49	.551	7-14	.500	24-29	.828	6	24	30	41.6	14	17	13	6	10	85	82.1
vs Duke	12/20/07	65-64	Wot	23-65	.354	3-19	.158	16-24	.667	19	34	53	42.6	23	10	22	4	8	65	80.5
at Dayton	12/29/07	55-80	L	19-64	.297	3-25	.120	14-21	.667	18	17	35	42.0	19	7	11	2	3	55	78.4
LAFAYETTE	01/02/08	96-75	W	35-52	.673	10-16	.625	16-24	.667	11	13	24	40.6	17	23	13	6	9	96	79.8
at Villanova	01/06/08	63-64	L	25-55	.455	5-11	.455	8-13	.615	18	25	43	40.8	21	10	22	7	3	63	78.6
at USF	01/09/08	79-66	W	31-58	.534	8-16	.500	9-14	.643	16	20	36	40.5	15	20	10	3	5	79	78.6
SETON HALL	01/12/08	84-70	W	28-57	.491	11-20	.550	17-30	.567	12	33	45	40.8	18	22	13	7	5	84	78.9
GEORGETOWN	01/14/08	69-60	W	23-56	.411	6-17	.353	17-26	.654	17	20	37	40.5	12	13	8	0	6	69	78.4
at Cincinnati	01/19/08	59-62	L	23-55	.418	3-17	.176	10-16	.625	12	19	31	40.0	19	11	8	1	5	59	77.3
at St. John's Red Sto	01/23/08	81-57	W	30-55	.545	8-15	.533	13-22	.591	11	25	36	39.8	18	17	13	3	8	81	77.5
PITT		1472		544-1152	.472	126-349	.361	258-377	.684	290	466	756	39.8	304	315	242	71	141	1472	77.5
Opponents		1184		428-1071	.400	110-370	.297	218-310	.703	220	385	605	31.8	343	220	282	48	89	1184	62.3

Games played: 19  
Points/game: 77.5  
FG Pct: 47.2  
3FG Pct: 36.1  
FT Pct: 68.4

Rebounds/game: 39.8  
Assists/game: 16.6  
Turnovers/game: 12.7  
Assist/turnover ratio: 1.3  
Steals/game: 7.4  
Blocks/game: 3.7

2007-08 Pitt Men's Basketball  
PITT Opponent Game-by-Game (as of Jan 24, 2008)  
All games

OPPONENT STATISTICS

Opponent	Date	Score	W/L	---TOTAL---		--3-PTRS--		FT-FTA		---REBOUNDS---				PF	A	TO	Blk	Stl	Pts---Avg		
				FG-FGA	Pct	3FG-FGA	Pct	Pct	Pct	Off	Def	Tot	Avg								
HOUSTON BAPTIST	11/09/07	103-62	W	22-61	.361	6-20	.300	12-14	.857	8	24	32	32.0	16	12	22	3	5	62	62.0	
NORTH CAROLINA A&T	11/10/07	88-61	W	22-54	.407	4-19	.211	13-17	.765	11	17	28	30.0	13	11	18	1	8	61	61.5	
SAINT LOUIS	11/11/07	69-58	W	24-48	.500	6-15	.400	4-4	1.000	4	20	24	28.0	17	15	14	1	3	58	60.3	
MISSISSIPPI VALLEY ST	11/15/07	78-45	W	15-57	.263	4-16	.250	11-15	.733	9	21	30	28.5	12	8	10	0	2	45	56.5	
BUFFALO	11/23/07	92-45	W	19-56	.339	4-19	.211	3-6	.500	10	19	29	28.6	21	13	25	1	6	45	54.2	
BOSTON	11/27/07	80-53	W	17-54	.315	8-24	.333	11-17	.647	18	14	32	29.2	14	8	20	4	4	53	54.0	
TOLEDO	12/01/07	78-52	W	19-55	.345	7-27	.259	7-10	.700	9	19	28	29.0	16	8	12	3	3	52	53.7	
at Duquesne	12/05/07	73-68	W	25-65	.385	2-20	.100	16-19	.842	12	24	36	29.9	22	13	16	6	8	68	55.5	
at Washington	12/08/07	75-74	W	29-63	.460	11-24	.458	5-10	.500	14	20	34	30.3	13	18	8	2	2	74	57.6	
OKLAHOMA STATE	12/15/07	85-68	W	26-62	.419	6-21	.286	10-15	.667	15	20	35	30.8	20	8	17	4	8	68	58.6	
vs Duke	12/20/07	65-64	Wot	23-61	.377	4-19	.211	14-26	.538	11	28	39	31.5	24	12	20	1	4	64	59.1	
at Dayton	12/29/07	55-80	L	26-50	.520	6-12	.500	22-28	.786	10	31	41	32.3	18	9	14	1	0	80	60.8	
LAFAYETTE	01/02/08	96-75	W	24-51	.471	17-31	.548	10-14	.714	14	10	24	31.7	22	19	18	2	4	75	61.9	
at Villanova	01/06/08	63-64	L	20-59	.339	6-22	.273	18-24	.750	16	15	31	31.6	18	8	10	1	11	64	62.1	
at USF	01/09/08	79-66	W	26-60	.433	6-18	.333	8-14	.571	18	14	32	31.7	14	16	10	4	2	66	62.3	
SETON HALL	01/12/08	84-70	W	24-69	.348	5-23	.217	17-21	.810	15	21	36	31.9	21	8	11	2	7	70	62.8	
GEORGETOWN	01/14/08	69-60	W	23-52	.442	3-20	.150	11-13	.846	10	23	33	32.0	21	15	10	7	2	60	62.6	
at Cincinnati	01/19/08	59-62	L	20-43	.465	2-8	.250	20-27	.741	8	24	32	32.0	20	10	11	2	3	62	62.6	
at St. John's Red Sto	01/23/08	81-57	W	24-51	.471	3-12	.250	6-16	.375	8	21	29	31.8	21	9	16	3	7	57	62.3	
Opponents				1184	428-1071	.400	110-370	.297	218-310	.703	220	385	605	31.8	343	220	282	48	89	1184	62.3
PITT				1472	544-1152	.472	126-349	.361	258-377	.684	290	466	756	39.8	304	315	242	71	141	1472	77.5

Games played: 19  
Points/game: 62.3  
FG Pct: 40.0  
3FG Pct: 29.7  
FT Pct: 70.3

Rebounds/game: 31.8  
Assists/game: 11.6  
Turnovers/game: 14.8  
Assist/turnover ratio: 0.8  
Steals/game: 4.7  
Blocks/game: 2.5

2007-08 Pitt Men's Basketball  
PITT Game-by-Game Points-Rebounds-Assists (as of Jan 24, 2008)  
All games

Opponent	Date	Score	WL	00	01	02	04	05	11	22	23	24
				WALLACE,A	BENJAMIN,	FIELDS,LE	RAMON,RON	BIGGS,TYR	BROWN,GIL	WANAMAKER	YOUNG,SAM	FRYE,TIM
HOUSTON BAPTIST	11/09/07	103-62	W	0- 2- 0	16- 5- 2	6- 5- 6	8- 2- 4	5- 3- 3	2- 4- 2	4- 4- 8	22- 9- 1	3- 0- 0
NORTH CAROLINA A&T	11/10/07	88-61	W	DNP	3- 1- 2	7- 2- 5	12- 1- 1	6- 5- 1	3- 0- 1	4- 2- 3	24-11- 0	DNP
SAINT LOUIS	11/11/07	69-58	W	DNP	0- 0- 0	16- 4- 6	6- 1- 3	5- 4- 0	6- 0- 0	2- 1- 0	12- 7- 0	DNP
MISSISSIPPI VALLEY STAT	11/15/07	78-45	W	2- 0- 0	7- 1- 3	2- 5- 3	6- 3- 3	10- 4- 1	12- 4- 2	7- 1- 4	17-12- 1	2- 1- 0
BUFFALO	11/23/07	92-45	W	0- 1- 0	17- 1- 1	15- 5- 7	3- 2- 0	12- 4- 1	10- 3- 4	3- 1- 3	20- 8- 2	0- 0- 0
BOSTON	11/27/07	80-53	W	0- 0- 0	5- 3- 2	11- 2- 8	15- 3- 1	6- 1- 1	5- 4- 1	2- 1- 0	14- 4- 0	0- 0- 0
TOLEDO	12/01/07	78-52	W	DNP	6- 1- 1	5- 5- 9	5- 3- 3	6-11- 1	6- 4- 1	6- 0- 0	17-12- 1	DNP
at Duquesne	12/05/07	73-68	W	DNP	2- 6- 1	10- 5- 5	9- 3- 3	2- 4- 1	5- 1- 1	0- 0- 0	23- 5- 0	DNP
at Washington	12/08/07	75-74	W	DNP	2- 2- 0	20- 5- 3	3- 2- 2	4- 4- 0	2- 0- 1	DNP	14- 3- 0	DNP
OKLAHOMA STATE	12/15/07	85-68	W	DNP	5- 0- 2	17- 3- 6	10- 5- 5	3- 3- 1	0- 1- 1	DNP	15- 3- 1	DNP
vs Duke	12/20/07	65-64	WO	DNP	2- 3- 0	21- 2- 4	4- 2- 2	2- 4- 0	2- 7- 2	DNP	17- 7- 1	DNP
at Dayton	12/29/07	55-80	L	DNP	7- 3- 0	13- 3- 3	2- 3- 2	6- 5- 0	3- 5- 1	0- 0- 1	15- 7- 0	DNP
LAFAYETTE	01/02/08	96-75	W	DNP	20- 2- 5	DNP	11- 4-10	19- 4- 1	10- 2- 1	5- 2- 2	19- 7- 1	3- 0- 0
at Villanova	01/06/08	63-64	L	DNP	15- 2- 1	DNP	3- 2- 3	7- 5- 1	10- 4- 2	0- 2- 0	16- 5- 1	DNP
at USF	01/09/08	79-66	W	DNP	20- 3- 3	DNP	6- 1- 7	2- 7- 0	10- 4- 4	1- 1- 3	22- 4- 1	DNP
SETON HALL	01/12/08	84-70	W	DNP	12- 2- 6	DNP	14- 2- 8	8-10- 1	0- 3- 1	0- 2- 1	28- 8- 3	0- 1- 1
GEORGETOWN	01/14/08	69-60	W	DNP	18- 3- 2	DNP	18- 2- 4	7- 3- 0	2- 4- 3	0- 2- 2	9- 6- 2	DNP
at Cincinnati	01/19/08	59-62	L	DNP	11- 2- 0	DNP	4- 0- 8	6- 5- 0	8- 4- 2	2- 2- 0	24- 9- 1	DNP
at St. John's Red Storm	01/23/08	81-57	W	DNP	9- 3- 4	DNP	16- 5- 5	5- 5- 0	7- 2- 2	2- 2- 2	26- 4- 3	3- 0- 0

Opponent	Date	Score	WL	31	40	45	50	52
				COOK,MIKE	POLEN,MAU	BLAIR,DEJ	DIGGS,CAS	MCGHEE,GA
HOUSTON BAPTIST	11/09/07	103-62	W	13- 6- 2	0- 0- 0	20-14- 2	4- 4- 1	DNP
NORTH CAROLINA A&T	11/10/07	88-61	W	13- 3- 5	DNP	10- 7- 0	6- 4- 0	0- 1- 0
SAINT LOUIS	11/11/07	69-58	W	6- 2- 2	DNP	16- 8- 0	0- 1- 0	DNP
MISSISSIPPI VALLEY STAT	11/15/07	78-45	W	6- 1- 0	0- 1- 1	2- 7- 1	4- 3- 0	1- 3- 0
BUFFALO	11/23/07	92-45	W	8- 5- 2	0- 2- 0	4- 5- 1	0- 1- 0	0- 0- 0
BOSTON	11/27/07	80-53	W	11- 2- 6	0- 1- 0	9- 6- 0	0- 4- 0	2- 3- 0
TOLEDO	12/01/07	78-52	W	14- 1- 3	DNP	11-11- 2	2- 1- 0	DNP
at Duquesne	12/05/07	73-68	W	12- 4- 2	DNP	10- 9- 0	DNP	DNP
at Washington	12/08/07	75-74	W	14- 1- 6	DNP	16-14- 0	DNP	DNP
OKLAHOMA STATE	12/15/07	85-68	W	15- 2- 1	DNP	20-10- 0	DNP	DNP
vs Duke	12/20/07	65-64	WO	2- 4- 0	DNP	15-20- 1	DNP	DNP
at Dayton	12/29/07	55-80	L	DNP	DNP	9- 6- 0	0- 0- 0	DNP
LAFAYETTE	01/02/08	96-75	W	DNP	0- 0- 0	9- 3- 3	0- 0- 0	DNP
at Villanova	01/06/08	63-64	L	DNP	DNP	12-15- 2	DNP	DNP
at USF	01/09/08	79-66	W	DNP	DNP	12- 9- 1	DNP	6- 4- 1
SETON HALL	01/12/08	84-70	W	DNP	2- 0- 0	20-14- 1	DNP	0- 0- 0
GEORGETOWN	01/14/08	69-60	W	DNP	DNP	15- 9- 0	DNP	0- 0- 0
at Cincinnati	01/19/08	59-62	L	DNP	DNP	4- 3- 0	DNP	0- 2- 0
at St. John's Red Storm	01/23/08	81-57	W	DNP	0- 0- 0	10- 8- 1	DNP	3- 0- 0

2007-08 Pitt Men's Basketball  
PITT Game-by-Game Highs (as of Jan 24, 2008)  
All games

Opponent	Date	Score	WL	POINTS	REBOUNDS	ASSISTS	STEALS	BLOCKED SHOTS
HOUSTON BAPTIST	11/09/07	103-62	W	22-YOUNG, Sam	14-BLAIR, DeJuan	8-WANAMAKER, Br	4-BLAIR, DeJuan	1-DIGGS, Cassin BROWN, Gilber BLAIR, DeJuan
NORTH CAROLINA A&T	11/10/07	88-61	W	24-YOUNG, Sam	11-YOUNG, Sam	5-FIELDS, Levan COOK, Mike	4-YOUNG, Sam	1-BROWN, Gilber COOK, Mike YOUNG, Sam
SAINT LOUIS	11/11/07	69-58	W	16-FIELDS, Levan BLAIR, DeJuan	8-BLAIR, DeJuan	6-FIELDS, Levan	3-BLAIR, DeJuan	2-YOUNG, Sam
MISSISSIPPI VALLEY STATE	11/15/07	78-45	W	17-YOUNG, Sam	12-YOUNG, Sam	4-WANAMAKER, Br	1-WANAMAKER, Br BROWN, Gilber BLAIR, DeJuan FIELDS, Levan BENJAMIN, Kei	2-BLAIR, DeJuan
BUFFALO	11/23/07	92-45	W	20-YOUNG, Sam	8-YOUNG, Sam	7-FIELDS, Levan	4-YOUNG, Sam	3-YOUNG, Sam
BOSTON	11/27/07	80-53	W	15-RAMON, Ronald	6-BLAIR, DeJuan	8-FIELDS, Levan	3-BLAIR, DeJuan	3-BLAIR, DeJuan
TOLEDO	12/01/07	78-52	W	17-YOUNG, Sam	12-YOUNG, Sam	9-FIELDS, Levan	3-BLAIR, DeJuan	2-BLAIR, DeJuan
at Duquesne	12/05/07	73-68	W	23-YOUNG, Sam	9-BLAIR, DeJuan	5-FIELDS, Levan	3-BLAIR, DeJuan	2-BENJAMIN, Kei
at Washington	12/08/07	75-74	W	20-FIELDS, Levan	14-BLAIR, DeJuan	6-COOK, Mike	3-BLAIR, DeJuan	2-BLAIR, DeJuan
OKLAHOMA STATE	12/15/07	85-68	W	20-BLAIR, DeJuan	10-BLAIR, DeJuan	6-FIELDS, Levan	3-RAMON, Ronald	5-BLAIR, DeJuan
vs Duke	12/20/07	65-64	WO	21-FIELDS, Levan	20-BLAIR, DeJuan	4-FIELDS, Levan	2-FIELDS, Levan BROWN, Gilber YOUNG, Sam	3-BLAIR, DeJuan
at Dayton	12/29/07	55-80	L	15-YOUNG, Sam	7-YOUNG, Sam	3-FIELDS, Levan	2-FIELDS, Levan	1-BLAIR, DeJuan YOUNG, Sam
LAFAYETTE	01/02/08	96-75	W	20-BENJAMIN, Kei	7-YOUNG, Sam	10-RAMON, Ronald	4-BLAIR, DeJuan	2-BIGGS, Tyrell YOUNG, Sam
at Villanova	01/06/08	63-64	L	16-YOUNG, Sam	15-BLAIR, DeJuan	3-RAMON, Ronald	2-BLAIR, DeJuan	3-BROWN, Gilber
at USF	01/09/08	79-66	W	22-YOUNG, Sam	9-BLAIR, DeJuan	7-RAMON, Ronald	2-BLAIR, DeJuan	2-BLAIR, DeJuan
SETON HALL	01/12/08	84-70	W	28-YOUNG, Sam	14-BLAIR, DeJuan	8-RAMON, Ronald	3-BENJAMIN, Kei	2-BLAIR, DeJuan
GEORGETOWN	01/14/08	69-60	W	18-RAMON, Ronald BENJAMIN, Kei	9-BLAIR, DeJuan	4-RAMON, Ronald	2-BENJAMIN, Kei	None
at Cincinnati	01/19/08	59-62	L	24-YOUNG, Sam	9-YOUNG, Sam	8-RAMON, Ronald	2-BROWN, Gilber BLAIR, DeJuan	1-YOUNG, Sam
at St. John's Red Storm	01/23/08	81-57	W	26-YOUNG, Sam	8-BLAIR, DeJuan	5-RAMON, Ronald	3-BENJAMIN, Kei	2-BIGGS, Tyrell

2007-08 Pitt Men's Basketball  
PITT Team High/Low Analysis (as of Jan 24, 2008)  
All games

PITT - TEAM GAME HIGHS

POINTS.....	103	vs Houston Baptist (11/09/07)
	96	vs Lafayette (01/02/08)
	92	vs Buffalo (11/23/07)
	88	vs North Carolina A&T (11/10/07)
	85	vs Oklahoma State (12/15/07)
FIELD GOALS MADE.....	42	vs Houston Baptist (11/09/07)
	35	vs Lafayette (01/02/08)
FIELD GOAL ATTEMPTS.....	92	vs Houston Baptist (11/09/07)
	72	vs Toledo (12/01/07)
FIELD GOAL PERCENTAGE.....	.673 (35-52)	vs Lafayette (01/02/08)
	.551 (27-49)	vs Oklahoma State (12/15/07)
3 PT FIELD GOALS MADE.....	12	vs North Carolina A&T (11/10/07)
	11	vs Seton Hall (01/12/08)
3 PT FG ATTEMPTS.....	34	vs Houston Baptist (11/09/07)
	27	vs North Carolina A&T (11/10/07)
3 PT FG PERCENTAGE.....	.625 (10-16)	vs Lafayette (01/02/08)
	.550 (11-20)	vs Seton Hall (01/12/08)
FREE THROWS MADE.....	24	vs Oklahoma State (12/15/07)
	19	at Duquesne (12/05/07)
FREE THROW ATTEMPTS.....	30	vs Seton Hall (01/12/08)
	29	vs Oklahoma State (12/15/07)
FREE THROW PERCENTAGE.....	.833 (10-12)	vs North Carolina A&T (11/10/07)
	.828 (24-29)	vs Oklahoma State (12/15/07)
REBOUNDS.....	59	vs Houston Baptist (11/09/07)
	53	vs Duke (12/20/07)
ASSISTS.....	31	vs Houston Baptist (11/09/07)
	23	vs Lafayette (01/02/08)
STEALS.....	16	vs Buffalo (11/23/07)
	16	vs Houston Baptist (11/09/07)
BLOCKED SHOTS.....	7	vs Seton Hall (01/12/08)
	7	at Villanova (01/06/08)
TURNOVERS.....	22	at Villanova (01/06/08)
	22	vs Duke (12/20/07)
FOULS.....	23	vs Duke (12/20/07)
	21	at Villanova (01/06/08)

2007-08 Pitt Men's Basketball  
PITT High/Low Analysis (as of Jan 24, 2008)  
All games

Opponent - GAME HIGHS

POINTS.....	80	at Dayton (12/29/07)
	75	vs Lafayette (01/02/08)
	74	at Washington (12/08/07)
	70	vs Seton Hall (01/12/08)
	68	vs Oklahoma State (12/15/07)
	68	at Duquesne (12/05/07)
FIELD GOALS MADE.....	29	at Washington (12/08/07)
	26	at USF (01/09/08)
	26	at Dayton (12/29/07)
	26	vs Oklahoma State (12/15/07)
FIELD GOAL ATTEMPTS.....	69	vs Seton Hall (01/12/08)
	65	at Duquesne (12/05/07)
FIELD GOAL PERCENTAGE.....	.520 (26-50)	at Dayton (12/29/07)
	.500 (24-48)	vs Saint Louis (11/11/07)
3 PT FIELD GOALS MADE.....	17	vs Lafayette (01/02/08)
	11	at Washington (12/08/07)
3 PT FG ATTEMPTS.....	31	vs Lafayette (01/02/08)
	27	vs Toledo (12/01/07)
3 PT FG PERCENTAGE.....	.548 (17-31)	vs Lafayette (01/02/08)
	.500 ( 6-12)	at Dayton (12/29/07)
FREE THROWS MADE.....	22	at Dayton (12/29/07)
	20	at Cincinnati (01/19/08)
FREE THROW ATTEMPTS.....	28	at Dayton (12/29/07)
	27	at Cincinnati (01/19/08)
FREE THROW PERCENTAGE.....	1.000 ( 4-4 )	vs Saint Louis (11/11/07)
	.857 (12-14)	vs Houston Baptist (11/09/07)
REBOUNDS.....	41	at Dayton (12/29/07)
	39	vs Duke (12/20/07)
ASSISTS.....	19	vs Lafayette (01/02/08)
	18	at Washington (12/08/07)
STEALS.....	11	at Villanova (01/06/08)
	8	vs Oklahoma State (12/15/07)
	8	at Duquesne (12/05/07)
	8	vs North Carolina A&T (11/10/07)
BLOCKED SHOTS.....	7	vs Georgetown (01/14/08)
	6	at Duquesne (12/05/07)
TURNOVERS.....	25	vs Buffalo (11/23/07)
	22	vs Houston Baptist (11/09/07)
FOULS.....	24	vs Duke (12/20/07)
	22	vs Lafayette (01/02/08)
	22	at Duquesne (12/05/07)

2007-08 Pitt Men's Basketball  
PITT High/Low Analysis (as of Jan 24, 2008)  
All games

PITT - GAME LOWS

POINTS.....	55	at Dayton (12/29/07)
	59	at Cincinnati (01/19/08)
	63	at Villanova (01/06/08)
	65	vs Duke (12/20/07)
	69	vs Saint Louis (11/11/07)
	69	vs Georgetown (01/14/08)
FIELD GOALS MADE.....	19	at Dayton (12/29/07)
	23	vs Duke (12/20/07)
	23	vs Georgetown (01/14/08)
	23	at Cincinnati (01/19/08)
FIELD GOAL ATTEMPTS.....	49	vs Oklahoma State (12/15/07)
	52	vs Lafayette (01/02/08)
FIELD GOAL PERCENTAGE.....	.297 (19-64)	at Dayton (12/29/07)
	.354 (23-65)	vs Duke (12/20/07)
3 PT FIELD GOALS MADE.....	3	vs Duke (12/20/07)
	3	at Dayton (12/29/07)
	3	at Cincinnati (01/19/08)
3 PT FG ATTEMPTS.....	9	vs Saint Louis (11/11/07)
	11	at Washington (12/08/07)
	11	at Villanova (01/06/08)
3 PT FG PERCENTAGE.....	.120 ( 3-25)	at Dayton (12/29/07)
	.158 ( 3-19)	vs Duke (12/20/07)
FREE THROWS MADE.....	8	at Villanova (01/06/08)
	9	vs Houston Baptist (11/09/07)
	9	vs Saint Louis (11/11/07)
	9	at USF (01/09/08)
FREE THROW ATTEMPTS.....	12	vs Houston Baptist (11/09/07)
	12	vs North Carolina A&T (11/10/07)
FREE THROW PERCENTAGE.....	.500 ( 9-18)	vs Saint Louis (11/11/07)
	.567 (17-30)	vs Seton Hall (01/12/08)
REBOUNDS.....	24	vs Lafayette (01/02/08)
	30	vs Oklahoma State (12/15/07)
ASSISTS.....	7	at Dayton (12/29/07)
	10	vs Duke (12/20/07)
	10	at Villanova (01/06/08)
STEALS.....	3	at Dayton (12/29/07)
	3	at Villanova (01/06/08)
BLOCKED SHOTS.....	0	vs Georgetown (01/14/08)
	1	at Cincinnati (01/19/08)
TURNOVERS.....	7	vs Toledo (12/01/07)
	8	vs Saint Louis (11/11/07)
	8	vs Georgetown (01/14/08)
	8	at Cincinnati (01/19/08)
FOULS.....	9	vs Saint Louis (11/11/07)
	12	vs Toledo (12/01/07)
	12	vs Georgetown (01/14/08)

2007-08 Pitt Men's Basketball  
PITT High/Low Analysis (as of Jan 24, 2008)  
All games

Opponent - GAME LOWS

POINTS.....	45	vs Mississippi Valley State (11/15/07)
	45	vs Buffalo (11/23/07)
	52	vs Toledo (12/01/07)
	53	vs Boston (11/27/07)
	57	at St. John's Red Storm (01/23/08)
FIELD GOALS MADE.....	15	vs Mississippi Valley State (11/15/07)
	17	vs Boston (11/27/07)
FIELD GOAL ATTEMPTS.....	43	at Cincinnati (01/19/08)
	48	vs Saint Louis (11/11/07)
FIELD GOAL PERCENTAGE.....	.263 (15-57)	vs Mississippi Valley State (11/15/07)
	.315 (17-54)	vs Boston (11/27/07)
3 PT FIELD GOALS MADE.....	2	at Duquesne (12/05/07)
	2	at Cincinnati (01/19/08)
3 PT FG ATTEMPTS.....	8	at Cincinnati (01/19/08)
	12	at Dayton (12/29/07)
	12	at St. John's Red Storm (01/23/08)
3 PT FG PERCENTAGE.....	.100 ( 2-20)	at Duquesne (12/05/07)
	.150 ( 3-20)	vs Georgetown (01/14/08)
FREE THROWS MADE.....	3	vs Buffalo (11/23/07)
	4	vs Saint Louis (11/11/07)
FREE THROW ATTEMPTS.....	4	vs Saint Louis (11/11/07)
	6	vs Buffalo (11/23/07)
FREE THROW PERCENTAGE.....	.375 ( 6-16)	at St. John's Red Storm (01/23/08)
	.500 ( 3-6 )	vs Buffalo (11/23/07)
	.500 ( 5-10)	at Washington (12/08/07)
REBOUNDS.....	24	vs Saint Louis (11/11/07)
	24	vs Lafayette (01/02/08)
ASSISTS.....	8	vs Mississippi Valley State (11/15/07)
	8	vs Boston (11/27/07)
	8	vs Toledo (12/01/07)
	8	vs Oklahoma State (12/15/07)
	8	at Villanova (01/06/08)
	8	vs Seton Hall (01/12/08)
STEALS.....	0	at Dayton (12/29/07)
	2	vs Mississippi Valley State (11/15/07)
	2	at Washington (12/08/07)
	2	at USF (01/09/08)
	2	vs Georgetown (01/14/08)
BLOCKED SHOTS.....	0	vs Mississippi Valley State (11/15/07)
	1	vs North Carolina A&T (11/10/07)
	1	vs Saint Louis (11/11/07)
	1	vs Buffalo (11/23/07)
	1	vs Duke (12/20/07)
	1	at Dayton (12/29/07)
	1	at Villanova (01/06/08)
TURNOVERS.....	8	at Washington (12/08/07)
	10	vs Mississippi Valley State (11/15/07)
	10	at Villanova (01/06/08)
	10	at USF (01/09/08)
	10	vs Georgetown (01/14/08)
FOULS.....	12	vs Mississippi Valley State (11/15/07)
	13	vs North Carolina A&T (11/10/07)
	13	at Washington (12/08/07)

2007-08 Pitt Men's Basketball  
PITT Player High/Low Analysis (as of Jan 24, 2008)  
All games

PITT - INDIVIDUAL GAME HIGHS

POINTS.....	28	YOUNG, Sam vs Seton Hall (01/12/08)
	26	YOUNG, Sam at St. John's Red Storm (01/23/08)
	24	YOUNG, Sam at Cincinnati (01/19/08)
	24	YOUNG, Sam vs North Carolina A&T (11/10/07)
	23	YOUNG, Sam at Duquesne (12/05/07)
FIELD GOALS MADE.....	10	YOUNG, Sam at St. John's Red Storm (01/23/08)
	10	YOUNG, Sam vs North Carolina A&T (11/10/07)
	10	YOUNG, Sam vs Houston Baptist (11/09/07)
FIELD GOAL ATT.....	20	YOUNG, Sam at Cincinnati (01/19/08)
	17	YOUNG, Sam at St. John's Red Storm (01/23/08)
	17	YOUNG, Sam at Dayton (12/29/07)
FG PCT (min 5 made).....	.833 ( 5-6 )	RAMON, Ronald vs Boston (11/27/07)
	.818 ( 9-11)	BIGGS, Tyrell vs Lafayette (01/02/08)
	.818 ( 9-11)	BLAIR, DeJuan vs Houston Baptist (11/09/07)
3 PT FG MADE.....	5	RAMON, Ronald vs Boston (11/27/07)
	4	RAMON, Ronald vs Georgetown (01/14/08)
	4	YOUNG, Sam vs Seton Hall (01/12/08)
	4	RAMON, Ronald vs Seton Hall (01/12/08)
	4	YOUNG, Sam vs North Carolina A&T (11/10/07)
	4	RAMON, Ronald vs North Carolina A&T (11/10/07)
	4	BENJAMIN, Keith vs Houston Baptist (11/09/07)
3 PT FG ATTEMPTS.....	9	BENJAMIN, Keith at Cincinnati (01/19/08)
	8	RAMON, Ronald vs Seton Hall (01/12/08)
	8	BENJAMIN, Keith vs Houston Baptist (11/09/07)
	8	RAMON, Ronald vs Houston Baptist (11/09/07)
	8	FIELDS, Levance vs Houston Baptist (11/09/07)
3-PT FG PCT (min 2 made).....	1.000 ( 5-5 )	RAMON, Ronald vs Boston (11/27/07)
	1.000 ( 4-4 )	YOUNG, Sam vs Seton Hall (01/12/08)
	1.000 ( 2-2 )	FIELDS, Levance at Washington (12/08/07)
	1.000 ( 2-2 )	BROWN, Gilbert vs Mississippi Valley State (11/15/07)
	1.000 ( 2-2 )	BROWN, Gilbert vs Saint Louis (11/11/07)
FREE THROWS MADE.....	8	BLAIR, DeJuan vs Seton Hall (01/12/08)
	7	RAMON, Ronald at St. John's Red Storm (01/23/08)
	7	BLAIR, DeJuan vs Duke (12/20/07)
	7	COOK, Mike vs Oklahoma State (12/15/07)
FREE THROW ATT.....	15	BLAIR, DeJuan vs Duke (12/20/07)
	12	YOUNG, Sam vs Seton Hall (01/12/08)
	12	BLAIR, DeJuan vs Seton Hall (01/12/08)
FT PCT (min 3 made).....	1.000 ( 6-6 )	YOUNG, Sam vs Oklahoma State (12/15/07)
	1.000 ( 4-4 )	BROWN, Gilbert at Cincinnati (01/19/08)
	1.000 ( 4-4 )	BLAIR, DeJuan at USF (01/09/08)
	1.000 ( 4-4 )	BENJAMIN, Keith vs Lafayette (01/02/08)
	1.000 ( 4-4 )	FIELDS, Levance vs Duke (12/20/07)
	1.000 ( 4-4 )	FIELDS, Levance at Duquesne (12/05/07)
	1.000 ( 4-4 )	COOK, Mike vs Boston (11/27/07)
	1.000 ( 4-4 )	BROWN, Gilbert vs Buffalo (11/23/07)
	1.000 ( 4-4 )	YOUNG, Sam vs Mississippi Valley State (11/15/07)
	1.000 ( 3-3 )	YOUNG, Sam vs Duke (12/20/07)
	1.000 ( 3-3 )	COOK, Mike vs Toledo (12/01/07)
	1.000 ( 3-3 )	YOUNG, Sam vs Buffalo (11/23/07)
REBOUNDS.....	20	BLAIR, DeJuan vs Duke (12/20/07)
	15	BLAIR, DeJuan at Villanova (01/06/08)
ASSISTS.....	10	RAMON, Ronald vs Lafayette (01/02/08)

	9	FIELDS, Levance vs Toledo (12/01/07)
STEALS.....	4	BLAIR, DeJuan vs Lafayette (01/02/08)
	4	YOUNG, Sam vs Buffalo (11/23/07)
	4	YOUNG, Sam vs North Carolina A&T (11/10/07)
	4	BLAIR, DeJuan vs Houston Baptist (11/09/07)
BLOCKED SHOTS.....	5	BLAIR, DeJuan vs Oklahoma State (12/15/07)
	3	BROWN, Gilbert at Villanova (01/06/08)
	3	BLAIR, DeJuan vs Duke (12/20/07)
	3	BLAIR, DeJuan vs Boston (11/27/07)
	3	YOUNG, Sam vs Buffalo (11/23/07)
TURNOVERS.....	5	BENJAMIN, Keith at St. John's Red Storm (01/23/08)
	5	BENJAMIN, Keith vs Seton Hall (01/12/08)
	5	BENJAMIN, Keith at Villanova (01/06/08)
	5	RAMON, Ronald at Villanova (01/06/08)
	5	YOUNG, Sam vs Lafayette (01/02/08)
	5	FIELDS, Levance vs Duke (12/20/07)
	5	COOK, Mike vs Duke (12/20/07)
	5	FIELDS, Levance at Duquesne (12/05/07)
FOULS.....	5	BENJAMIN, Keith at Villanova (01/06/08)
	5	BROWN, Gilbert vs Lafayette (01/02/08)
	5	BLAIR, DeJuan vs Duke (12/20/07)

2007-08 Pitt Men's Basketball  
PITT High/Low Analysis (as of Jan 24, 2008)  
All games

OPPONENT INDIVIDUAL GAME HIGHS

POINTS.....	31	ROBERTS, Brian at Dayton (12/29/07)
	29	Mason, Anthony at St. John's Red Storm (01/23/08)
	26	GRANSBERRY, Kentrell at USF (01/09/08)
	25	HARVEY, Eugene vs Seton Hall (01/12/08)
	24	STRONG, Carlos vs Boston (11/27/07)
FIELD GOALS MADE.....	12	Mason, Anthony at St. John's Red Storm (01/23/08)
	11	GRANSBERRY, Kentrell at USF (01/09/08)
FIELD GOAL ATT.....	21	GRANSBERRY, Kentrell at USF (01/09/08)
	20	STRONG, Carlos vs Boston (11/27/07)
FG PCT (min 5 made).....	1.000 ( 5-5 )	MACKLIN, Vernon vs Georgetown (01/14/08)
	1.000 ( 5-5 )	JACKSON, Aaron at Duquesne (12/05/07)
3 PT FG MADE.....	6	BETLEY, Matt vs Lafayette (01/02/08)
	6	Appleby, Ryan at Washington (12/08/07)
	6	STRONG, Carlos vs Boston (11/27/07)
3 PT FG ATTEMPTS.....	14	STRONG, Carlos vs Boston (11/27/07)
	12	Appleby, Ryan at Washington (12/08/07)
	12	KENT, Tyrone vs Toledo (12/01/07)
3-PT FG PCT (min 2 made).....	1.000 ( 6-6 )	BETLEY, Matt vs Lafayette (01/02/08)
	1.000 ( 2-2 )	Pondexter, Quincy at Washington (12/08/07)
	1.000 ( 2-2 )	AMEND, Kevin vs Houston Baptist (11/09/07)
FREE THROWS MADE.....	10	VAUGHN, Deonta at Cincinnati (01/19/08)
	8	RUSH, Steven vs North Carolina A&T (11/10/07)
FREE THROW ATT.....	13	VAUGHN, Deonta at Cincinnati (01/19/08)
	8	DeMarcus Nelson vs Duke (12/20/07)
	8	BRITTAIN, Scott vs Boston (11/27/07)
	8	RUSH, Steven vs North Carolina A&T (11/10/07)
FT PCT (min 3 made).....	1.000 ( 8-8 )	RUSH, Steven vs North Carolina A&T (11/10/07)
	1.000 ( 7-7 )	HARVEY, Eugene vs Seton Hall (01/12/08)
	1.000 ( 4-4 )	HRYCANIUK, Adam at Cincinnati (01/19/08)
	1.000 ( 4-4 )	LAING, Brian vs Seton Hall (01/12/08)
	1.000 ( 4-4 )	CUNNINGHAM, Dante at Villanova (01/06/08)
	1.000 ( 4-4 )	LITTLE, Charles at Dayton (12/29/07)
	1.000 ( 4-4 )	WRIGHT, Chris at Dayton (12/29/07)
	1.000 ( 4-4 )	MENSAH, Kojo at Duquesne (12/05/07)
	1.000 ( 4-4 )	JAMES, Shawn at Duquesne (12/05/07)
	1.000 ( 4-4 )	JACKSON, Reggie at Duquesne (12/05/07)
	1.000 ( 4-4 )	STRONG, Carlos vs Boston (11/27/07)
	1.000 ( 4-4 )	PARKS, Wayne vs Mississippi Valley State (11/15/07)
	1.000 ( 4-4 )	HINNENKAMP, Fred vs Houston Baptist (11/09/07)
	1.000 ( 3-3 )	ANDERSON, Dwayne at Villanova (01/06/08)
	1.000 ( 3-3 )	Eaton, Byron vs Oklahoma State (12/15/07)
	1.000 ( 3-3 )	SPEECH, Stanford vs Mississippi Valley State (11/15/07)
	1.000 ( 3-3 )	MORRIS, Sean vs Houston Baptist (11/09/07)
REBOUNDS.....	12	GARCIA, John vs Seton Hall (01/12/08)
	12	Jon Scheyer vs Duke (12/20/07)
	12	Brockman, Jon at Washington (12/08/07)
ASSISTS.....	6	DeMarcus Nelson vs Duke (12/20/07)
	5	SUMMERS, DaJuan vs Georgetown (01/14/08)
	5	ROBERTS, Brian at Dayton (12/29/07)
	5	JACKSON, Reggie at Duquesne (12/05/07)
	5	KENT, Tyrone vs Toledo (12/01/07)
	5	SAULS, Baron vs Houston Baptist (11/09/07)
STEALS.....	4	HARVEY, Eugene vs Seton Hall (01/12/08)
	4	REDDING, Reggie at Villanova (01/06/08)
BLOCKED SHOTS.....	5	JAMES, Shawn at Duquesne (12/05/07)

	3	EWING, Patrick vs Georgetown (01/14/08)
TURNOVERS.....	7	ABDULLAH, Bilal vs Lafayette (01/02/08)
	7	BETTS, Calvin vs Buffalo (11/23/07)
FOULS.....	5	SUMMERS, DaJuan vs Georgetown (01/14/08)
	5	DAVIS, Mike vs Seton Hall (01/12/08)
	5	CLARK, Shane at Villanova (01/06/08)
	5	Harris, Terrel vs Oklahoma State (12/15/07)
	5	JAMES, Shawn at Duquesne (12/05/07)
	5	JACKSON, Aaron at Duquesne (12/05/07)
	5	REED, Joseph vs Mississippi Valley State (11/15/07)