

PITT

PITT BASKETBALL

PROVIDENCE • FEBRUARY 12, 2008 • PETERSEN EVENTS CENTER • PITTSBURGH, PA.

2007-08 SCHEDULE

Date Opponent W/L Time

Hispanic College Fund Challenge (Pittsburgh, Pa.)
 N9 HOUSTON BAPTIST W 103-62
 N10 NORTH CAROLINA A&T W 88-61
 N11 SAINT LOUIS (FSN) W 69-58
 N15 MISSISSIPPI VALLEY STATE W 78-45

N23 BUFFALO W 92-45
 N27 BOSTON U. (FSN) W 80-53
 D1 TOLEDO (Local: CN8) W 78-52
 D5 at Duquesne (ESPN-U) W 73-68
 D8 at Washington (FSN-National) W 75-74
 D15 OKLAHOMA STATE (ESPN) W 85-68

Aeropostale All-America Classic (New York, N.Y.)
 D20 vs. Duke (ESPN) W-OT 65-64

D29 at Dayton (ESPN2) L 80-55
 J2 LAFAYETTE (ESPN-U) W 96-75
 J6 at *Villanova (FSN) L 64-63
 J9 at *South Florida (ESPN2) W 79-66
 J12 *SETON HALL (FSN) W 84-70
 J14 *GEORGETOWN (ESPN) W 69-60
 J19 at *Cincinnati (FSN) L 62-59
 J23 at *St. John's (FSN) W 81-57
 J26 *RUTGERS (ESPN-Classic) L 77-64
 J30 *VILLANOVA (ESPN-U) W 69-57
 F2 at *Connecticut (CBS) L 60-53
 F7 *WEST VIRGINIA (ESPN) W 55-54
 F12 *PROVIDENCE (FSN) 7:30 p.m.
 F15 at *Marquette (ESPN) 9 p.m.
 F21 at *Notre Dame (ESPN) 7 p.m.
 F24 *LOUISVILLE (WTAE) Noon
 F27 *CINCINNATI (FSN) 7:30 p.m.
 M1 at *Syracuse (ESPN) Noon
 M3 at *West Virginia (ESPN) 7 p.m.
 M9 *DEPAUL (WTAE) Noon

M12 at Big East Championship (ESPN) TBA

M20 at NCAA First/Second Rounds TBA
 M27 at NCAA Regionals TBA
 A5 at NCAA Final Four TBA

GAME 24

PROVIDENCE (13-10, 4-7 Big East)

at #22 PITT (18-5, 6-4 Big East)

Tuesday, February 12, 2008 • 7:30 p.m. ET
 Petersen Events Center (12,508) • Pittsburgh, Pa.

Television: ESPN Regional/FSN Pittsburgh

(John Sanders and Mike Jarvis, Producer: Bill Shissler).

Radio: Pitt Panthers/ISP Sports Radio Network (Bill Hillgrove and Dick Groat), 94.5-FM (WWSW), 970 AM (WBGG). Satellite Radio: Sirius Channel 143 (Pitt feed).

Internet Broadcast/Live Stats: www.pittsburghpanthers.com

The Coaches: Pitt: Jamie Dixon, 9th year at Pitt, 5th year as head coach (123-35); Providence: Tim Welsh, 10th year at PC (158-137), 13th year overall (228-159).

Rankings: Pitt: 22-AP, 24-ESPN; Providence: not ranked.

Series: The two schools meet for the 43rd time in men's basketball. Pitt has won each of the last seven meetings and leads the series 26-16. Pitt owns a 17-3 record in games played at Pitt.

No. 22 ranked Pitt (18-5, 6-4 Big East) returns home for its 11th Big East Conference contest when the Panthers host Providence (13-10, 4-7 Big East) Tuesday at the Petersen Events Center. Tipoff is set for 7:30 p.m. ET.

The game will be televised nationally on ESPN Regional and broadcast locally on FSN Pittsburgh. John Sanders (play-by-play) and Mike Jarvis (color commentary) will handle announcing duties while Bill Shissler will oversee production.

Pitt plays at the Petersen Events Center for its second consecutive game where it owns a 13-1 home record this year and has won 15 of its last 16 home games. Pitt is in its sixth season in the Petersen Events Center and carries an 93-9 all-time record and .912 winning

percentage in the building. The .912 winning percentage ranks among the nation's best home court records over the last six years (see chart page 8). Pitt has won 42 of its last 50 Big East home games and is 37-8 against Big East opponents in the Petersen Events Center. No opponent has defeated Pitt two different times in the Petersen Events Center. Pitt also owns a 56-1 record vs. non-conference opponents in the Petersen Events Center. Pitt has also won 77 of its last 78 home games against regular season non-conference opponents.

For the 12th game this season, Pitt is without two of its starters who are sidelined with injuries: senior small forward Mike Cook (torn ACL) and junior point guard Levance Fields (fractured left foot). Fields and Cook repre-

TODAY'S TOP STORYLINES

- Pitt has won 15 of its last 16 home games and is 13-1 at home this year.
- Pitt is in its sixth season in the Petersen Events Center and is 93-9 all-time (.912 winning percentage) in the arena. Pitt owns a 37-8 all-time record vs. Big East opponents in the Petersen Events Center. No team has defeated the Panthers on two different occasions at the Petersen Events Center.
- Pitt has won each of its last seven meetings against Providence and is 4-0 vs. the Friars in the Petersen Events Center. Pitt owns a 26-16 all-time record vs. the Friars.
- Over the last six seasons, Pitt has proven to be the Big East's leader in both overall and league winning percentage, consecutive NCAA Tournament appearances (6) and most 20-win, 10-league win seasons (6).
- Levance Fields practiced with Pitt for the first time since Dec. 27. He was cleared by doctors to practice last Thursday.

PITT

PITT PANTHERS ROSTER NOTES

PROBABLE STARTERS

#	NAME	POS	HT	WT	CL	PPG	RPG	CAREER/2007-08 NOTES
23	Sam Young	F	6-6	215	JR	17.7	6.8	•Naismith and Wooden Award candidate
11	Gilbert Brown	G/F	6-6	200	FR*	6.2	3.0	•Last 11 GP: 7.9, 28.3 mpg.
45	DeJuan Blair	C	6-7	265	FR	11.7	9.7	•Nine double-doubles on year
1	Keith Benjamin	G	6-2	190	SR	9.2	2.3	•Last 11 GP: 12.6 ppg, 40.4 3FG% (23-57)
4	Ronald Ramon	G	6-1	185	SR	7.8	2.5	•Last 11 GP: 61 assists, 20 turnovers

OFF THE BENCH

#	NAME	POS	HT	WT	CL	PPG	RPG	CAREER/2007-08 NOTES
5	Tyrell Biggs	F	6-8	240	JR	6.2	4.7	•Last 11 GP: 6.2 ppg, 4.7 rpg
22	Brad Wanamaker	G	6-4	200	FR	2.6	1.4	•7 points, 23 minutes vs. West Virginia
24	Tim Frye	G	6-4	190	FR	1.6	0.3	•Played seven games on year
40	Maurice Polen	F	6-5	245	JR	0.3	0.6	•Earned scholarship in Jan., 18 career GP
52	Gary McGhee	C	6-10	255	FR	1.6	1.4	•13 games played, 5.4 min. per game

DISABLED LIST

0	Austin Wallace	C	6-9	230	FR*	0.5	0.8	•Out for season: fractured patella (knee)
2	Levance Fields	G	5-10	190	JR	11.8	3.9	•Sidelined with injury, fractured left foot
31	Mike Cook	F	6-4	215	SR	10.4	2.8	•Out for season: torn ACL vs. Duke
50	Cassin Diggs	C	6-10	270	JR	1.8	2.0	•Groin injury/hip strain

SERIES HISTORY

PITT-PROVIDENCE SERIES

Total Games: 42.
 Series Record: 26-16.
 Hosted by Pitt: 17-3.
 At Petersen Events Center: 4-0.
 Hosted by PC: 8-12.
 Neutral: 1-1.
 Overtime: 1 (1-0).
 One-Point Games: 1 (0-1).
 Two-Point Games: 2 (1-1).
 Most Points Scored-Pitt: 117
 (117-102 win on 2/11/90).
 Most Points Scored-PC: 102
 (117-102 win on 2/11/90).
 Largest Victory Margin-Pitt: 27
 (88-61 win on 3/2/04).
 Largest Victory Margin-PC: 21
 (101-80 loss on 3/18/75).
 Longest Win Streak-Pitt: 7
 (2/4/03-current).
 Longest Win Streak-PC: 4
 (1/28/96-1/10/98).
 Last 10 Games: 8-2.
 Last 20 Games: 11-9.

GAME SUMMARY

Game-by-game summary is listed on page 11.

NATIONAL POLLS (as of Monday, February 11, 2008)

ASSOCIATED PRESS POLL

Rk.	School (1st Place)	W-L	Pts.
1.	Memphis (72)	23-0	1,800
2.	Duke	21-1	1,714
3.	Kansas	23-1	1,662
4.	Tennessee	21-2	1,553
5.	North Carolina	22-2	1,511
6.	UCLA	21-3	1,383
7.	Stanford	20-3	1,354
8.	Georgetown	19-3	1,207
9.	Butler	21-2	1,132
10.	Michigan State	20-3	1,071
11.	Texas	19-4	1,014
12.	Xavier	20-4	962
13.	Indiana	20-3	933
14.	Drake	22-1	863
15.	Wisconsin	19-4	816
16.	Texas A&M	20-4	713
17.	Connecticut	18-5	658
18.	Kansas State	17-5	486
19.	Purdue	19-5	467
20.	Notre Dame	18-4	465
21.	Washington State	18-5	419
22.	PITT	18-5	301
23.	Louisville	18-6	246
24.	Vanderbilt	20-4	222
25.	Saint Mary's	20-3	204

Others receiving votes: Marquette 82, Arkansas 71, Florida 23, Rhode Island 15, Gonzaga 14, Arizona 11, BYU 9, Clemson 6, Baylor 5.

NOTE:

- Associated Press poll is voted upon by the nation's media (both polls are released on Monday)
- USA Today/ESPN poll is voted on by the nation's coaches

USA TODAY/ESPN COACHES POLL

Rk.	School (1st Place)	W-L	Pts.
1.	Memphis (31)	23-0	775
2.	Duke	21-1	742
3.	Kansas	23-1	712
4.	Tennessee	21-2	663
5.	North Carolina	22-2	654
6.	UCLA	21-3	607
7.	Stanford	20-3	575
8.	Georgetown	19-3	534
9.	Michigan State	20-3	506
10.	Butler	21-2	482
11.	Texas	19-4	429
12.	Indiana	20-3	423
13.	Xavier	20-4	380
14.	Wisconsin	19-4	376
15.	Drake	22-1	361
16.	Texas A&M	20-4	278
17.	Connecticut	18-5	274
18.	Notre Dame	18-4	221
19.	Vanderbilt	20-4	183
20.	Washington State	18-5	175
21.	Saint Mary's	20-3	144
22.	Kansas State	17-5	124
23.	Purdue	19-5	118
24.	PITT	18-5	68
25.	Marquette	16-6	64

Others receiving votes: Louisville 59, Arkansas 48, Florida 24, Rhode Island 21, Mississippi State 14, UNLV 10, Baylor 10, BYU 5.

sented Pitt's two most experienced players as both started all 37 games last year and were Pitt's only two returning starters from last year. Fields has been cleared by doctors to practice and will return by the end of the season. Redshirt freshman Austin Wallace is also out for the season (fractured patella) and junior Cassin Diggs (groin/hip strain) has suffered injuries as well. Through Pitt's first 12 games, Fields, Cook and Wallace accounted for 26% of Pitt's minutes played, 28% of its scoring, 47% of assists and 16% of

its rebounding (see chart on page 6). So far, Pitt is 7-4 without Cook and Fields. In those 11 games, Pitt is averaging 70.2 points per game while shooting 45.8 percent (281-614) from the floor and 38.5 percent (69-179) from 3-point range. Several of Pitt's players have stepped up in their absence (see chart on page 10).

No. 21 Pitt enters the game after winning six of its last nine contests. It improved to 6-4 after defeating West Virginia on Feb. 7 on Ronald Ramon's buzzer-beating 3-pointer from the corner. Pitt

dropped a 60-53 decision at Connecticut on Saturday, Feb. 2 despite DeJuan Blair's ninth double-double of the year and Sam Young's 18 points. Pitt won a 69-57 decision over Villanova on Wednesday, Jan. 30 at the Petersen Events Center. Young (15 points) and Tyrell Biggs (14 points) and Blair (10 points/14 rebounds) sparked the victory as Pitt used a 22-3 second half run to take control of the game. Pitt dropped a 77-64 home loss to Rutgers on Jan. 26. On Jan. 23, it registered a 24-point win at St. John's as Young led

Pitt with a team-high 26 points. Pitt's victory margin of 24 points ranked as the second largest Big East road win in school history.

Pitt and Providence meet for the 43rd time in series history. Pitt has claimed each of the series' last seven contests including a perfect 4-0 at the Petersen Events Center since 2003. Additionally, Pitt owns a 17-3 all-time record against Providence in games played in Pittsburgh.

Pitt concluded a difficult December stretch which included only one home contest (Oklahoma

PITT BASKETBALL WEEKLY MEDIA PLANNER

All practices are closed. For more information on coverage of Pitt men's basketball, contact Associate Media Relations Director Greg Hotchkiss at (412) 491-5296.

TUESDAY

February 12

Providence at Pitt, 7:30 p.m.
 ESPN-R/FSN
 94.5 FM
 970 AM

WEDNESDAY

February 13

Practice, 3-5 p.m.
 Media
 Opportunity,
 5:30 p.m.

THURSDAY

February 14

Practice
 Travel Day to Milwaukee

FRIDAY

February 15

Pitt at Marquette, 9 p.m. ET
 ESPN
 94.5/970 AM

SATURDAY

February 16

Off Day

SUNDAY

February 17

Possible
 Practice, TBA

COLLEGE BASKETBALL'S BEST PROGRAMS OVER THE LAST SEVEN YEARS

Where Pitt ranks among national winning percentage leaders and top programs over the last seven seasons; updated as of February 10, 2008.

School	2007-08	2001-07	Total	Pct.
Duke	21-1	167-38	188-39	.828
Memphis	23-0	160-38	183-38	.828
Kansas	23-1	168-41	191-42	.820
Gonzaga	18-6	159-36	177-42	.808
PITTSBURGH	18-5	162-41	180-46	.796
Florida	19-5	158-45	177-50	.780
Illinois	10-14	163-44	173-58	.749
Southern Illinois	12-11	152-44	164-55	.749
Connecticut	18-5	153-49	171-60	.740
Texas	19-4	148-55	167-59	.739
Kentucky	12-9	153-50	165-59	.737
Wisconsin	19-4	142-55	161-59	.732
Xavier	20-4	141-55	161-59	.732
Syracuse	16-8	150-55	166-63	.725
Western Kentucky	19-5	132-54	151-59	.719
Louisville	18-6	142-58	160-64	.714
Arizona	15-8	140-55	155-63	.711
Oklahoma	15-8	134-55	149-63	.703
Marquette	16-6	135-58	151-64	.702
Stanford	20-3	126-61	146-64	.695
Maryland	16-8	136-61	152-69	.688
Mississippi State	16-7	133-61	149-68	.687
Oklahoma State	11-11	141-59	152-70	.682
Boston College	12-10	134-59	146-69	.679

MOST NCAA SWEET SIXTEEN APPEARANCES IN LAST SIX YEARS

Since 2002, Pitt is one of only five schools nationwide to advance to the NCAA Sweet Sixteen at least four times over the last six years. Pitt has advanced to Sweet Sixteen action in 2002, 2003, 2004 and 2007. Here is a chart depicting where Pitt ranks among schools over the last six years:

School	App. since 2002
Duke	5
PITT	4
Kansas	4
Texas	4
Connecticut	4
Arizona	3
Illinois	3
Kentucky	3
Michigan State	3
Southern Illinois	3
UCLA	3

PITT'S SIX-YEAR SUCCESS (2001-07)

The following is a list of accomplishments achieved by the Pitt Basketball program over the last six seasons (2001-07):

- Compiled a 162-41 record over the last six seasons and .798 winning percentage which ranks among the nation's top five best winning percentages during that span. The record also tops the Big East from 2001-07.
- Captured three Big East regular season titles: 2001-02 Big East West Division, 2002-03 Big East West Division, 2003-04 Big East regular season.
- Won Pitt's first-ever Big East Tournament title in 2003.
- Advanced to the NCAA Tournament for a school-record six consecutive seasons.
- One of only 12 schools nationwide to advance to the NCAA Tournament in each of the last six seasons.
- Achieved a school record and sixth straight 20-plus win season in 2006-07.
- Averaged 27.0 victories per season over the last six years.
- Advanced to the Big East Championship title game in four straight seasons (2001-04), one of only two conference schools to achieve that honor. Pitt has advanced to the Big East Championship title game in six of the last seven years.
- Compiled a Big East-best 71-25 (.740) record in league regular season games.
- Finished ranked among the nation's top-10 programs in four of the last six seasons.
- Ranked among the nation's top-25 in a school record 61 consecutive polls.
- Appeared on television in 152 total games.
- Set the school record with a 40-game win streak which spanned two years and 68 days.
- Opened the Petersen Events Center with a 34-game win streak, a streak which ranks as the third all-time longest win streak to open a new arena.
- Concluded its fifth year in the Petersen Events Center with an 80-8 record and .909 winning percentage.
- Set all school records for attendance.
- Sold out the Petersen Events Center in each of the arena's first five seasons.

State). Pitt began its stretch with road wins at both Duquesne (73-68) and at Washington (75-74), defeated Oklahoma State at home (85-68) and No. 6 Duke (65-64) in overtime at Madison Square Garden. Pitt

took its holiday break before dropping an 80-55 decision at Dayton (Dec. 29). The stretch ranks among the nation's most difficult Decembers. At the time, the previous combined record of Pitt's five Decem-

ber opponents was 43-14.

Pitt's 11-0 start to its season ranked as the sixth all-time best start to a season in program history. Over the last six seasons, Pitt has enjoyed outstanding starts including an 18-0 record in 2003-04, 15-0 in 2005-



2007-08 PITT PANTHERS NUMERICAL ROSTER

#	NAME	POS	HT	WT	CL	EX	HOMETOWN/PREVIOUS SCHOOL(s)
0	Austin Wallace	C	6-9	230	FR*	RS	Bronx, N.Y./LaSalle Academy
1	Keith Benjamin	G	6-2	190	SR	3L	Mount Vernon, N.Y./Mount Vernon
2	Levance Fields	G	5-10	190	JR	2L	Brooklyn, N.Y./Xaverian
4	Ronald Ramon	G	6-1	185	SR	3L	Bronx, N.Y./All Hallows
5	Tyrell Biggs	F	6-8	240	JR	2L	Nanuet, N.Y./Don Bosco Prep (N.J.)
11	Gilbert Brown	G/F	6-6	200	FR*	RS	Harrisburg, Pa./South Kent Prep (Conn.)
22	Brad Wanamaker	G	6-4	200	FR	HS	Philadelphia, Pa./Roman Catholic
23	Sam Young	F	6-6	215	JR	2L	Clinton, Md./Hargrave Military Academy/Friendly
24	Tim Frye	G	6-4	190	FR	HS	Mars, Pa./Mars
31	Mike Cook	G/F	6-4	215	SR	1L	Philadelphia, Pa./East Carolina/Friends Central
40	Maurice Polen	F	6-5	245	JR	1L	Philadelphia, Pa./West Philadelphia
45	DeJuan Blair	F	6-7	265	FR	HS	Pittsburgh, Pa./Schenley
50	Cassin Diggs	C	6-10	270	JR	TR	Williamsport, Pa./CloudCty.C.C./Bridgton Acad. (Maine)
52	Gary McGhee	C	6-10	255	FR	HS	Anderson, Ind./Highland Senior

* By class denotes redshirt year

Head Coach: Jamie Dixon (TCU, 1987), 5th year as Head Coach, 9th year at Pitt, 105-30 overall; **Assistant Coach:** Tom Herrion (Merrimack, 1989); **Assistant Coach:** Pat Sandle (San Francisco State, 1987); **Assistant Coach:** Orlando Antigua (Pittsburgh, 1995); **Director of Basketball Operations:** Brandin Knight (Pittsburgh, 2005); **Video Coordinator:** Brian Regan (Saint Vincent, 1988); **Athletic Trainer:** Tony Salesi (Pittsburgh, 1980); **Strength & Conditioning Coach:** Tim Beltz (Northern Colorado, 1995); **Academic Coordinator:** Mike Farabaugh (Pittsburgh, 1987); **Equipment Manager:** Brian Brigger (Xavier, 2004); **Team Managers:** Kevin Funston, Jeremy Grubbs, Jordan Marks, Pete Paradise-Asher, Matt Steinbrink, Ben Stirt; **Student Trainers:** Steve Gaul, Jackie Meathe, Luke Romanow; **Administrative Assistant:** Beth Schoedel

RECORD WHEN...

Controlling the tip:	13-4
Scoring first:	15-4
Leading at the half:	14-2
Trailing at the half:	4-1
Tied at half:	0-2
Leading with 5:00 left:	18-0
Trailing with 5:00 left:	0-4
Tied with 5:00 left:	0-0
In Overtime:	0-0
Double Overtime:	0-0

Pitt outrebounds opp.:	16-1
Pitt is outrebounded:	1-4
Rebounds are equal:	1-0

Pitt commits more TO:	5-1
Pitt forces more TO:	11-4
Turnovers are equal:	2-0

Pitt has more FTA:	10-0
Opp. has more FTA:	7-5
FT attempts are equal:	1-0
Pitt shoots better than 60%:	1-0
Pitt shoots better than 50%:	9-0
Pitt shoots less than 50%:	9-4
Opp. shoots better than 50%:	1-2
Opp. shoots less than 50%:	16-3
Opp. shoots less than 40%:	11-1
Pitt outshoots opp. (FG%):	15-1
Opp. outshoots Pitt (FG%):	2-4
Shooting is tied (%):	0-0
Pitt hits 40% of 3FG:	9-1
Pitt hits less than 40% of 3FG:	9-3
Pitt outshoots opp. (3FG):	15-1

Pitt hits at least 70% of FTA:	9-0
Pitt hits at least 60% of FTA:	16-4

Pitt bench outscores opp.:	9-0
Opp. bench outscores Pitt:	8-5
Bench scoring is equal:	1-0
Following a Pitt win:	12-5
Following a Pitt loss:	5-0

3 score in double figures:	7-1
4 score in double figures:	8-2
5+ in double figures:	3-0

UNIFORMS

White uniforms:	13-1
Blue uniforms:	5-4

MONTHS OF THE YEAR

In November:	6-0
In December:	5-1
In January:	6-3
In February:	1-1
In March:	0-0

DAYS OF THE WEEK

Monday:	1-0
Tuesday:	1-0
Wednesday:	5-0
Thursday:	3-0
Friday:	2-0
Saturday:	5-4
Sunday:	1-1

PITT'S BEST SEASON STARTS

Head Coach Jamie Dixon has engineered five of the school's top-10 best starts to a season. Here is a look at Pitt's other top season starts:

W-L	Season
*21-0	1927-28
18-0	2003-04
15-0	2005-06
15-0	1915-16
12-0	1929-30
11-0	2007-08
10-0	2006-07
10-0	2004-05
9-0	1987-88
9-0	2002-03
6-0	1998-99
*21-0 record was the 1927-28 team's final record.	

06, 11-0 in 2007-08, 10-0 in both 2006-07 and 2004-05 and 9-0 in 2002-03 (see chart page 4).

In accumulating its current 18-5 record, Pitt has outscored its opponents by a plus-12.2 margin, outrebounded its opponents by a plus-7.0 margin and has averaged 74.5 points per game. Pitt is 13-1 in home games this season.

With its 12 non-conference wins, Pitt has registered 10 or more non-conference games for the seventh consecutive season. In addition, Pitt has won 28 consecutive home victories against non-conference opponents at the Petersen Events Center. Next year, Pitt will have the opportunity to break its record for most consecutive home wins against non-conference opponents which is 28 set from Nov. 23, 2003-Jan. 2, 2005. Earlier in the year, Pitt surpassed the one million mark for attendance in games played at the Petersen Events Center. Pitt now has had 1,086,575 fans attend games in the six-year old Petersen Events Center.

Pitt is in its 2007-08 season after completing a 29-8 campaign and 12-4 Big East slate in 2006-07. Pitt earned a school record sixth consecutive NCAA Tournament berth and advanced to Sweet Sixteen play for the fourth time in the last six years. Pitt is one of only five schools nationally to appear in at least four Sweet Sixteens since 2002. Duke (5), Pitt (4), Kansas (4), Texas (4) and Connecticut (4) are the schools who

BIG EAST'S ALL-TIME WINNINGEST COACHES BY PERCENTAGE

(Conference Regular Season and Championship Games combined as of February 10, 2008, according to Big East records)

Coach, Team	W	L	Pct.	Yrs.	BEChamp.
JAMIE DIXON, PITT	58	27	.682	5	7-4, .636
John Thompson, GU	231	123	.653	20	33-13, .717
Jim Boenheim, Syracuse	335	187	.642	29	42-23, .646
Jim Calhoun, Connecticut	262	146	.642	22	28-15, .651
Lou Carnesecca, St. John's	139	80	.635	13	12-11, .478
Mike Jarvis, St. John's	57	36	.613	5	7-4, .636
Ben Howland, Pitt	46	29	.613	4	8-3, .727
Rollie Massimino, Villanova	123	92	.572	12	13-12, .520

WHERE PITT RANKS NATIONALLY IN THE 2007-08 NCAA STATISTICS

Source: www.ncaa.org, (through games of February 7, 2008)

Category	Rank	Average
Scoring Offense	81	74.5
Scoring Defense	47	62.3
Scoring Margin	25	12.2
Field Goal Percentage	104	45.7
Field Goal Percentage Defense	47	40.4
Three-Point Field Goals Per Game	198	6.3
Three-Point Field Goal Pct.	182	34.6
Free Throw Percentage	202	67.8
Rebound Margin	17	7.0
Assists Per Game	40	16.0
Blocked Shots Per Game	111	3.7
Steals Per Game	154	7.0
Won-Lost Percentage	29	78.3
Turnovers Per Game	35	12.7
Personal Fouls Per Game	37	16.2
Assist:Turnover Ratio	20	1.26

NCAA DIVISION I BEST COACHING STARTS AFTER FIVE SEASONS (by wins)

Source: 2007 NCAA Men's Basketball Recordbook, page 158.

Coach, Team	Seasons	W-L	Pct.
Everett Case, North Carolina State	1947-51	137-29	.825
Mark Few, Gonzaga	2000-04	133-32	.806
Roy Williams, Kansas	1989-93	132-37	.781
Bruce Stewart, WV Wesleyan/Mid. Tenn.	1983-87	126-41	.754
JAMIE DIXON, PITT	2003-08	123-35	.778
Forddy Anderson, Drake/Bradley	1947-51	123-42	.745
Jerry Tarkanian, LBSU/UNLV	1969-73	122-20	.859
Jim Boenheim, Syracuse	1977-81	122-30	.803
Thad Matta, Butler/Ohio State	2001-05	122-43	.739
Fred Schaus, West Virginia	1955-59	120-32	.789
Larry Brown, UCLA/Kansas	1980-81, 84-86	120-38	.759
Tom Izzo, Michigan State	1996-00	120-48	.714

have achieved that honor. Pitt is one of only 12 schools nationally to advance to the NCAA Tournament in each of the last six seasons. The other

schools include Arizona, Duke, Florida, Gonzaga, Illinois, Kansas, Kentucky, Michigan State, Pitt, Southern Illinois, Texas and Wiscon-

BIG EAST'S BEST PROGRAMS OVER THE PREVIOUS SIX SEASONS (2001-07)

Totals are as of May, 2007.

School	Big East		Overall	
	W-L	Pct.	W-L	Pct.
PITT	71-25740	162-41798
Connecticut	68-28708	153-49757
Syracuse	61-35635	150-55732
Louisville	18-14563	141-58709
Marquette	20-12625	135-58699
Cincinnati	11-21344	131-62679
Villanova	55-41573	126-70643
Notre Dame	55-41573	121-68640
Georgetown	50-46521	113-71614
West Virginia	41-55427	109-68616
DePaul	14-18438	99-82547
Providence	42-54438	97-84536
Seton Hall	42-54438	93-85522
Rutgers	38-58396	89-94486
St. John's	32-64333	84-94472
USF	4-28125	74-103418

DIXON REACHES 100 CAREER WINS

Pitt Head Coach Jamie Dixon reached 100 career victories faster than any other head coach in school history. He registered his 100th career win on Feb. 19, 2007 at Seton Hall.

Here is a look at the top Pitt coaches and the total games it took to win 100 games at Pitt:

Pitt Coach	Games to			
	100 wins	W-L	1st Year	Date of 100th Win
JAMIE DIXON	126	100-26	2003	Feb. 19, 2007 at Seton Hall
H.C. Carlson	140	100-40	1922	Feb. 22, 1930 vs. West Virginia
Paul Evans	156	100-56	1986	Nov. 20, 1991 vs. Manhattan

SCHOOLS EARNING NCAA TOURNAMENT BERTHS IN EACH OF THE LAST SIX YEARS

Pitt is one of 12 NCAA Division I schools to advance to the NCAA Tournament in each of the last six seasons (2001-07). Those programs include: Arizona, Duke, Florida, Gonzaga, Illinois, Kansas, Kentucky, Michigan State, **PITT**, Southern Illinois, Texas and Wisconsin.

sin. Pitt is the only Big East Conference team to advance to the NCAA Tournament in six consecutive seasons. Villanova currently has a streak of three straight seasons in the NCAA Tournament. Additionally, Pitt is one of only five schools nationwide to advance to the NCAA Tournament, win 20 overall games and 10 league games in each of the last six seasons: Arizona, Gonzaga, Kansas, Pitt and Southern Illinois.

Over the last seven years (2002-08), Pitt has proven to be the winningest Big East Conference bas-

ketball program. From 2001-07, Pitt owns the league's top records for league play (77-29) and overall games (180-46). It has averaged 11.8 league wins and 27 overall wins per year during that period, the best totals in the Big East. Pitt is the only Big East Conference school to win 20 or more overall games and 10 or more league contests in each of the last six seasons. Last year, Pitt also set a school record with its sixth consecutive 20-overall win and 10-league win season. Prior to the 2001-02 season, Pitt won 20 or more games

PITT PICKED TO FINISH FOURTH IN BIG EAST CONFERENCE IN COACHES POLL

NEW YORK, N.Y.—The Pitt men's basketball team was selected by league coaches to finish fourth among 16 teams at the league's annual media day Wednesday morning at Madison Square Garden.

In a vote of league coaches, Pitt finished fourth with 170 total points. Georgetown and Louisville were picked to win the title with 217 points each. Marquette was picked to finish third with 191 points, Pitt fourth, followed by 5. Syracuse (153), 6. Connecticut (149) and 7. Villanova (143).

Junior Levance Fields was named an All-Big East preseason honorable mention selection. Last year Fields earned Second Team All-Big East honors after averaging 9.2 points and 4.6 assists per game. He led the Big East in assist:turnover ratio with a 2.41 clip.

Pitt returned two starters and six of its top nine players from a team that finished 29-8 overall, advanced to NCAA Sweet Sixteen play for the fourth time in the past six seasons and appeared in a sixth Big East Championship title game in the last seven years. Pitt is also the only program in the Big East to have won over 20 overall games and 10 league games in each of the past seasons.

Pitt Head Coach Jamie Dixon along with seniors Keith Benjamin, Mike Cook and Ronald Ramon represented the Panthers at media day.

2007-08 PRESEASON BIG EAST COACHES' POLL

Rk.	Team	Points
1. ...	Georgetown (8)	217
1. ...	Louisville (8)	217
3. ...	Marquette	191
4. ..	PITT	170
5. ...	Syracuse	153
6. ...	Connecticut	149
7. ...	Villanova	143
8. ...	Providence	141
9. ...	Notre Dame	122
10. ...	West Virginia	112
11. .	DePaul	79
12. .	Cincinnati	62
13. .	Seton Hall	56
14. .	St. John's	52
15. .	Rutgers	32
16. .	South Florida	23

**first place votes in parenthesis*

2007-08 PRESEASON ALL-BIG EAST SELECTIONS

2007-08 PRESEASON BIG EAST PLAYER OF THE YEAR

Roy Hibbert, Georgetown

2007-08 PRESEASON BIG EAST CO-ROOKIES OF THE YEAR

Donte' Green, Syracuse
Jonny Flynn, Syracuse

2007-08 PRESEASON ALL-BIG EAST TEAM

*Roy Hibbert, Georgetown, C, Sr., 7-2, 278, Adepti, Md.

Jeff Adrien, Connecticut, F, Jr., 6-7, 238, Brookline, Mass.

Jonathan Wallace, Georgetown, G, Sr., 6-1, 188, Harvest, Ala.

David Padgett, Louisville, C, Sr., 6-11, 245, Reno, Nevada

Terrence Williams, Louisville, F, Jr., 6-6, 210, Seattle, Wash.

Dominic James, Marquette, G, Jr., 5-11, 185, Richmond, Ind.

Jerel McNeal, Marquette, G, Jr., 6-3, 200, Chicago, Ill.

Geoff McDermott, Providence, F, Jr., 6-7, 230, New Rochelle, N.Y.

Kentrell Gransberry, South Florida, C, Sr., 6-9, 270, Baton Rouge, La.

Eric Devendorf, Syracuse, G, 6-4, 180, Bay City, Mich.

*Scottie Reynolds, Villanova, G, So., 6-2, 195, Herndon, Va.

2007-08 PRESEASON ALL-BIG EAST HONORABLE MENTION

Edgar Sosa, Louisville, G, So, 6-1, 175, New York, N.Y.

Levance Fields, Pittsburgh, G, Jr., 5-10, 190, Brooklyn, N.Y.

*denotes unanimous selection



PITT PLAYERS IN THE CAREER RECORDBOOKS

THREE-POINT FIELD GOALS MADE

259	Jason Matthews	1987-91
239	Sean Miller	1987-92
210	Julius Page	2000-04
209	Brandin Knight	1999-03
203	Ronald Ramon	2004-08
196	Jason Maile	1992-97
190	Carl Krauser	2002-06
167	Jarrett Lockhart	1996-00
152	Jerry McCullough	1991-97
147	Donatas Zavackas	1999-03
134	Vonteego Cummings	1995-99
119	Antonio Graves	2003-07
110	Andre Aldridge	1992-96
99	Levance Fields	2005-08

THREE-POINT FIELD GOAL ATTEMPTS

654	Brandin Knight	1999-03
624	Julius Page	2000-04
574	Sean Miller	1987-92
567	Jason Matthews	1987-91

517	Carl Krauser	2002-06
512	Ronald Ramon	2004-08
504	Jarrett Lockhart	1996-00
500	Jason Maile	1992-97
477	Jerry McCullough	1991-96
401	Vonteego Cummings	1995-99

THREE-POINT FIELD GOAL PERCENTAGE

.457	Jason Matthews	1987-91
.416	Sean Miller	1987-92
.409	Rod Brookin	1986-90
.405	Donatas Zavackas	1999-03
.396	Ronald Ramon	2004-08
.392	Jason Maile	1992-97
.386	Orlando Antigua	1991-95
.379	Antonio Graves	2003-07
.368	Carl Krauser	2002-06
.367	Garrick Thomas	1992-96
.367	Levance Fields	2005-08
.358	Andre Aldridge	1992-96
.337	Julius Page	2000-04

FREE THROW PERCENTAGE

.885	Sean Miller	1987-92
.878	Jason Matthews	1987-91
.828	Ronald Ramon	2004-08
.823	Don Hennon	1956-59
.808	Mike Paul	1969-72
.807	Donatas Zavackas	1999-03
.806	Bob Lovett	1963-66
.790	Demetreus Gore	1984-88
.783	Terry Knight	1974-79

ASSISTS

785	Brandin Knight	1999-03
744	Sean Miller	1987-92
617	Darelle Porter	1987-91
568	Carl Krauser	2002-06
552	Jerry McCullough	1991-96
458	Vonteego Cummings	1995-99
436	Dwayne Wallace	1978-82
378	Curtis Aiken	1983-87
373	Ricardo Greer	1997-01
363	Pete Strickland	1975-79

343	Billy Culbertson	1981-84
329	Keith Starr	1972-75
307	Tom Richards	1972-76
307	Levance Fields	2005-08
300	Demetreus Gore	1984-88
296	Ronald Ramon	2004-08
295	Jaron Brown	2000-04
284	Wayne Williams	1975-79
258	Andre Aldridge	1992-97
244	Julius Page	2000-04

ASSIST:TURNOVER RATIO

2.36	Levance Fields	2005-08
2.32	Sean Miller	1987-92
1.97	Ronald Ramon	2004-08
1.95	Darelle Porter	1987-91
1.93	Brandin Knight	1999-03
1.88	Billy Culbertson	1981-84
1.80	Jerry McCullough	1991-96
1.53	Curtis Aiken	1983-87
1.49	Antonio Graves	2003-07

in only two consecutive seasons. Pitt's Jamie Dixon (123-35) became the first head coach in school history to guide Pitt to four consecutive NCAA Tournaments. Additionally, Dixon has led Pitt to Sweet Sixteen appearances in two of his first four seasons at Pitt (20004 and 2007). Dixon is the first coach in school history to win 20 or more games in four consecutive seasons. Dixon is one of only nine coaches in NCAA Division I history to win 100 or more games in the first four years of a coaching career. His 105 victories (2003-07) ranked as the second most victories for a head coach after four seasons in NCAA history. North Carolina State's Everett Case totaled 107 wins from 1947-50. With his

100th career win against Seton Hall on Feb. 19, 2007, Dixon became the fastest coach in school history to reach 100 victories (see chart page 5). His accomplishment also ranks among NCAA Division I's all-time top-15 fastest coaches to reach 100 wins (see page 4). Recently Dixon completed his fifth December at Pitt with a combined 33-3 monthly record in December. In addition, he is an undefeated 24-0 in November games. Combining his November and December pre-conference games, Dixon owns a 57-3 record and is 60-4 overall vs. non-conference foes. Previously, Dixon won 45 consecutive games in Nov. and Dec. before dropping a contest at No. 7 Wisconsin on Dec. 16, 2006.

This year, Pitt played the nation's most difficult December schedule with games at Duquesne (Dec. 5), at Washington (Dec. 8), vs. Oklahoma State (Dec. 15), vs. Duke (Dec. 20) at Madison Square Garden and at Dayton (Dec. 29).

Pitt has won 100 of its last 130 contests, 42 of its last 63 Big East regular season games and 81 of its last 87 non-conference games. With 12 non-conference wins, Pitt notched its seventh consecutive 10-win non-conference season (11-1 in 2007-08, 13-2 in 2006-07, 11-0 in 2005-06, 10-1 in 2004-05, 14-0 in 2003-04, 10-1 in 2002-03 and 11-1 in 2001-02). Additionally, Pitt has won 36 of its last 39 non-conference games dating back to a January 2, 2005 loss to Bucknell. The three losses were at Wisconsin, vs. Oklahoma State in Oklahoma City and at

Dayton. **PITT ENJOYS ROAD SUCCESS**

Pitt has had success on the road Big East play as the Panthers have sported a 12-7 record over the last two seasons on the road. In his five seasons as head coach at Pitt, Jamie Dixon has accumulated a 22-15 road record in Big East Conference regular season play (2-3 in 2007-08, 6-2 in 2006-07, 3-5 in 2005-06, 5-3 in 2004-05 and 6-2 in 2003-04). Since Dixon became head coach in 2003-04, Pitt has never lost a Big East regular season road game by more than eight points. Those 15 losses have come by an average of 4.1 points per loss (62/15 losses).

KEITH BENJAMIN PICKS UP SCORING SLACK AFTER INJURIES TO FIELDS AND COOK

Following the injuries to Fields and Cook, guard Keith Benjamin has made the biggest impact of any player. After averaging 6.0 points

through Pitt's first 12 games, Benjamin has averaged 12.6 points per game. He has shot a phenomenal 45.8 percent (49-107) from the floor and 40.4 percent (23-57) from behind the 3-point line. Prior to the injuries, Benjamin averaged 17 minutes per game and is now playing 34.8 minutes.

BLAIR EARNS NATIONAL FRESHMAN OF THE WEEK HONORS FOR THIRD WEEK; NAMED BIG EAST FRESHMAN OF THE WEEK THREE TIMES THIS YEAR

For the third time this year on Dec. 18, freshman DeJuan Blair was named National Freshman of the Week by Rivals.com. He has also earned Big East Rookie of the Week three weeks (Dec. 17, Dec. 23, Jan. 14) this year.

Blair has had double-doubles in two of his last three games and has nine double-doubles on the year. His previous came on Feb. 2 at Connecticut (13 points/13 rebounds).

IMPACT OF PITT'S THREE LOSSES

The loss of two starters Levance Fields and Mike Cook along with redshirt freshman Austin Wallace impacts the Panthers in several ways. Below charts the impact on several statistical categories through Pitt's first 12 games:

Stat Category	Pct.	Team	Lost
Minutes	26%	2425	632
Points	28%	941	259
Rebounds	16%	504	80
Assists	47%	199	94
FG Made	26%	349	91
FG Attempts	27%	764	208
3FG Made	31%	75	23
3FG Attempts	31%	237	73

WINNINGEST ACTIVE COACHES BY PCT.

(Records as of February 10, 2008)

Coach	2007-08	Previous	Total	Pct.
	W-L	W-L	W-L	Pct.
Roy Williams, North Carolina	21-2	523-134	544-136	.800
Mark Few, Gonzaga	18-6	209-51	227-57	.799
JAMIE DIXON, PITT	18-5	105-30	123-35	.778
Bo Ryan, Wisconsin	19-4	525-157	544-161	.772
Thad Matta, Ohio State	16-8	183-52	199-60	.768
Mike Krzyzewski, Duke	21-1	775-261	796-262	.752
Jim Boheim, Syracuse	16-8	750-264	766-272	.738
Lute Olson, Arizona	15-8	779-279	794-287	.735
Rick Pitino, Louisville	18-6	494-182	512-188	.731
Tubby Smith, Minnesota	15-7	386-146	401-153	.723



PITT'S LONGEST HOME COURT WIN STREAKS

Pitt's 13-game home win streak ranks among the school's all-time longest home win streaks. Streaks do not include contests played at Mellon Arena/Civic Arena. *27-game win streak includes Civic Arena games.

No	Streak	Dates
40	1	1/22/01-2/15/04
*27	12	12/10/73-12/23/75
25	12	12/10/73-12/23/75
16	11	11/19/05-3/3/06
14	1	1/31/87-1/25/88
13	2	2/17/07-1/26/08
12	11	11/14/06-1/21/07
12	2	2/9/84-1/22/86
11	1	1/2/64-12/4/65
10	12	12/2/92-2/6/93
9	3	3/6/04-1/2/05
8	11	11/17/00-1/3/01
7	2	2/6/62-12/7/63
7	11	11/23/90-1/12/91
7	11	11/20/91-2/10/92

2007-08 SENIOR CLASS: WINNERS

Pitt's 2007-08 senior class of Ronald Ramon, Keith Benjamin and Mike Cook ranks among Pitt's all-time winningest classes. Here is where the threesome ranks among Pitt's top four-year men's basketball periods:

Senior Class	W-L	Pct.
2004-05	108-25	.812
2005-06	104-27	.794
2003-04	107-30	.781
2006-07	105-30	.778
2007-08	92-30	.754
1930-31	80-27	.748
2002-03	89-40	.690
1987-88	81-41	.663
1988-89	81-42	.658
1989-90	78-45	.634
1981-82	74-45	.622
1986-87	75-47	.615

He finished with his eighth double-double of the year with 10 points and 14 rebounds vs. Villanova. Blair registered his seventh double-double with a 20-point, 15-rebound game vs. Seton Hall on Jan. 12. In Pitt's 65-64 overtime win vs. No. 6 Duke at Madison Square Garden, Blair reg-

YEAR-BY-YEAR NON-CONFERENCE RECORDS

A look at Pitt's non-conference records since joining the Big East Conference:

Year	W-L	Pct.
1982-83	7-4	.636
1983-84	12-2	.857
1984-85	9-3	.750
1985-86	9-3	.750
1986-87	12-3	.800
1987-88	11-2	.846
1988-89	7-5	.583
1989-90	6-5	.545
1991-92	9-6	.600
1992-93	8-1	.889
1993-94	6-2	.750
1994-95	4-4	.500
1995-96	5-3	.625
1996-97	7-6	.538
1997-98	5-3	.625
1998-99	9-2	.818
1999-00	8-3	.727
2000-01	9-4	.692
2001-02	11-1	.917
2002-03	10-1	.909
2003-04	14-0	1.000
2004-05	10-1	1.000
2005-06	11-0	1.000
2006-07	13-2	.867
2007-08	12-1	.923
Total	226-71	.761

PITT'S BEST HOME COURT WINNING PERCENTAGES

Pitt's 13-1 home record this year ranks among the school's top home record percentages (modern era):

Year	W-L	Pct.
2002-03	16-0	1.000
1973-74	13-0	1.000
1974-75	10-0	1.000
2003-04	19-1	.950
2005-06	16-1	.941
2001-02	16-1	.941
2007-08	13-1	.928
1963-64	10-1	.909
1987-88	10-1	.909
1990-91	9-1	.900
2006-07	16-2	.889

istered his fifth career double-double with 15 points and a career-high 20 rebounds. He became just the third freshman in school history to grab 20 or more rebounds in a game. Mel

PITT'S BEST DEFENSIVE SEASONS

Pitt has yielded 62.3 points per game in 2007-08. Here is where that mark ranks among the school's best defensive points per game averages:

PPG	Year	W-L
56.4	2003-04	31-5
59.2	2002-03	28-5
59.3	1951-52	10-12
60.9	2001-02	29-6
62.0	1950-51	9-17
62.3	2007-08	18-5
62.8	2006-07	29-8
63.1	2005-06	25-8
63.5	2004-05	20-8
64.7	1983-84	18-13
64.8	1979-80	17-12

TOP BIG EAST CONSECUTIVE WIN STREAKS

Here is a look at Pittsburgh's longest regular season conference win streaks:

Wins	Date
12	2/2/02-1/25/03
10	2/18/03-1/17/04
8	1/24/87-2/14/87
6	1/9/88-2/3/88
6	2/28/05-1/21/06
5	1/24/07-2/12/07
5	1/4/07-1/21/07
4	3/3/01-1/8/02
4	3/4/95-1/13/96
4	1/12/93-1/23/93
4	2/11/89-2/20/89
4	2/2/85-2/13/85
4	1/29/83-2/7/83

Bennett had 21 rebounds in 1975 and Sam Clancy grabbed 20 rebounds in 1979.

On the year, Blair is averaging 11.7 points, 9.7 rebounds and 2.0 steals per game through his first 22 contests. He also has nine double-doubles on the season.

SAM YOUNG BECOMES OFFENSIVE FORCE, FRONTRUNNER FOR BIG EAST MOST IMPROVED PLAYER AWARD HONOR

Junior forward Sam Young is a frontrunner for Big East Most Improved Player honors in 2007-08. He is also a Big East Most Valuable Player award candidate.

PITT'S WINNINGEST SEASONS

A look at Pitt's all-time 20-win seasons (by victories):

Year	W-L
2003-04	31-5
2001-02	29-6
2006-07	29-8
2002-03	28-5
1973-74	25-4
2005-06	25-8
1986-87	25-8
1987-88	24-7
1929-30	23-2
1927-28	21-0
1990-91	21-12
1930-31	20-4
2004-05	20-9
1981-82	20-10
2007-08	18-5

PITT'S BEST BIG EAST RECORDS

A look at Pitt's best Big East regular season records (by victories):

W-L	Season
13-3	2003-04
13-3	2002-03
13-3	2001-02
12-4	2006-07
12-4	1987-88
12-4	1986-87
10-6	2005-06
10-6	2004-05
10-8	1996-97
9-7	1990-91
9-7	1988-89

Through Pitt's first 23 games, Young is leading Pitt in scoring (17.7 ppg), averaging 6.8 rebounds per game, shooting 49.4 percent (152-308) from the floor and 41.5 percent (27-65) from 3-point range while averaging 31.3 minutes per game. He also registered three double-doubles, has eight 20-plus scoring games and set career-highs for scoring and rebounding two different times.

Named the Big East Player of the Week on Nov. 19, he became the first player at Pitt to earn Big East Player of the Week honors since the conference expanded to 16 schools.

Dating back to last season, Young has reached double figure scoring in 30 of his last 34 games played.

PETERSEN EVENTS CENTER NUMBERS

Entering its sixth basketball season, the Petersen Events Center has provided Pitt a tremendous homecourt advantage. Consider the following facts:

Total Games: 102 (100th all-time game: vs. Rutgers, Jan. 26, 2007)
Overall Record: 93-9 (.911)
Big East Record: 37-8 (.822)
Non-Conference Record: 56-1 (.982)

Consecutive Wins at the Petersen Events Center: 34 (11/23/02-2/29/04)
Consecutive Losses: 2 (two times)
Consecutive Non-Conference Wins: 28 (11/23/02-1/2/05), 28 currently (11/19/05-current)
Consecutive Non-Conference Losses: 1 (Bucknell)

Average Victory Margin: 18.3 points per game (7037-5334, 93 wins)
Average Non-Conference Victory Margin: 22.6 (4335-3071, 56 wins)
Average Margin of Loss: 5.8 points (Pitt: 561, Opp: 613, 9 losses)
Pitt Victories by 10 points or more: 72
Pitt Victories by 20 points or more: 42
Pitt Victories by 30 points or more: 15
Pitt Victories by 40 points or more: 4

Pitt Points Per Game: 73.7 ppg.
Opponents' Points Per Game: 58.1 ppg.

Opponents held to 60 points or less: 60 of 102
Opponents held to 70 points or less: 93 of 102
Big East Opponents held to 60 points or less: 18 of 45
Big East Opponents held to 70 points or less: 39 of 45
Non-Conference Opp. held to 60 points or less: 42 of 57
Non-Conference Opp. held to 70 points or less: 54 of 57
Consecutive Opponents held to 60 points or less: 9 (11/27/02-1/18/03)
Consecutive Opponents held to 70 points or less: 22 (1/17/04-2/23/05); 21 (11/23/02-12/13/03)

Most Points Scored by Pitt: 103 (Houston Baptist, 11/9/07)
Most Points Scored-Opponent: 97 (Notre Dame, 1/4/06)
Least Points Scored by Pitt: 46-OT (Syracuse, Feb. 29, 2004)
Least Points Scored-Opponent: 37 (Penn State, Dec. 6, 2003)

Largest Victory: 47 (Buffalo, Nov. 23, 2007, 92-45)
Largest Loss: 13, two times (Rutgers, Jan. 26, 2008, 77-64; Louisville, Feb. 12, 2007, 66-53)
Closest Win: 1, two times (West Virginia, Feb. 7, 2008; Georgetown, Jan. 25, 2003, 65-64)

Largest Big East Win: 36 (West Virginia, Feb. 12, 2003, 82-46)
Largest Big East Loss: 13 (Louisville, Feb. 12, 2007, 66-53)

Record vs. Ranked Teams (AP poll): 8-2
Record vs. Top-5 nationally ranked teams: 4-0
Record on Senior Day: 3-2
Record on Opening Day: 6-0
Overtime Record: 1-2
Double Overtime Record: 1-0

PITT'S LOSSES (9)

Date	Opponent	W/L	Pitt	Opp	Margin
Feb. 24, 2004	*Syracuse (OT)	L	46	49	-3
Jan. 2, 2005	Bucknell	L	66	69	-3
Jan. 5, 2005	*Georgetown	L	64	67	-3
Feb. 23, 2005	*West Virginia	L	66	70	-4
Feb. 26, 2005	*Connecticut	L	64	73	-9
March 3, 2006	*Seton Hall	L	61	65	-4
Jan. 21, 2007	*Marquette (OT)	L	74	77	-3
Feb. 12, 2007	*Louisville	L	53	66	-13
Jan. 26, 2008	*Rutgers	L	64	77	-13
	Total		561	613	-52

No team has defeated Pitt twice at the Petersen Events Center.

WHAT PITT RETURNED IN 2007-08

Category	Percent Returning
Last year's starters:	40% (2 of 5)
Last year's total starts:	41% (76 of 185)
Team's top-10 in minutes played:	70% (7 of 10)
Total minutes played:	59% (4428 of 7501)
Points scored:	60% (1570 of 2637)
Field goals made:	58% (553 of 961)
Field goal attempts:	58% (553 of 961)
3-point FG made:	79% (182 of 229)
3-point FG attempts:	77% (464 of 599)
Offensive rebounds:	50% (222 of 445)
Defensive rebounds:	54% (475 of 884)
Total rebounds:	52% (697 of 1329)
Assists:	66% (427 of 647)
Blocked shots:	23% (30 of 133)
Steals:	63% (123 of 194)

PITTSBURGH CITY LEAGUE PLAYERS

DeJuan Blair becomes the first Pittsburgh City League player to compete for Pitt since Darelle Porter from 1987-91 and the first Schenley H.S. product to play for the Panthers since Wayne Williams from 1975-79. Here is a list of Pittsburgh City League players to play basketball for the Panthers since 1962:

Years	Player	Pos.	High School
1969-73	Cleveland Edwards	G	Fifth Avenue H.S.
1970-72	Chris Jones	F	Westinghouse H.S.
1971-74	Sam Fleming	G	Fifth Avenue H.S.
1971-75	Kirk Bruce	G	South Hills H.S.
1972-73	Leroy Freeman	G	Westinghouse H.S.
1973-77	Frank Boyd	G	Oliver H.S.
1974-76	Ralph McClelland	C	Allegheny H.S.
1974-75	Mel Bennett	C/F	Peabody H.S.
1975-79	Wayne Williams	G/F	Schenley H.S.
1976-78	Sonny Lewis	G	Schenley H.S.
1976-79	Kelvin Smith		Schenley H.S.
1977-81	Sam Clancy	F	Fifth Avenue H.S.
1984-86	Darryl Shepard	F	Peabody H.S.
1987-91	Darelle Porter	G	Perry Traditional H.S.
2007-08	DeJuan Blair	F/C	Schenley H.S.

NATION'S TOP HOMECOURT WINNING PERCENTAGES (LAST FIVE SEASONS)

(Research is as of the opening of Pitt's Petersen Events Center, as of May, 2007)

School	W-L	Pct.	06-07	05-06	04-05	03-04	02-03
Overall							
Southern Illinois	65-3	.956	12-0	11-2	15-0	13-1	14-0
Wisconsin	79-4	.952	19-0	14-2	15-1	15-0	16-1
Gonzaga	62-4	.939	13-2	15-0	13-0	11-0	10-2
Illinois	70-5	.933	14-3	15-1	15-0	12-1	14-0
Kansas	73-7	.913	16-2	14-2	15-1	15-1	13-1
Duke	72-7	.911	15-4	14-1	14-1	14-1	15-0
PITT	80-8	.909	16-2	16-1	13-4	19-1	16-0
Memphis	79-9	.898	16-0	19-1	15-6	15-0	14-2
Michigan State	70-8	.894	18-1	12-2	14-1	12-2	14-2
Florida	72-10	.878	17-0	16-2	13-3	11-4	15-1
Connecticut	76-11	.873	15-5	16-0	14-3	17-1	14-2
Oklahoma State	65-10	.867	14-2	11-5	12-1	15-0	13-2
North Carolina	66-11	.857	15-1	13-4	15-0	12-2	11-4
Kentucky	61-11	.847	14-2	10-5	14-1	11-2	12-1
Syracuse	77-14	.846	16-4	14-5	16-2	14-3	17-0
Arizona	65-12	.844	11-5	12-3	15-1	13-2	14-1

PITT IN THE NATIONAL RANKINGS

A look at where Pitt ranked among the nation's top-25 this season:

Date	AP	ESPN
Preseason	22	20
Nov. 12	19	19
Nov. 19	17	17
Nov. 26	14	11
Dec. 3	12	9
Dec. 10	11	9
Dec. 17	11	9
Dec. 24	6	6
Dec. 31	13	13
January 7	20	18
January 14	15	16
January 21	13	17
January 28	18	21
February 4	21	25
February 11	22	24

ARV-also receiving votes

He has reached double figures in 22 of Pitt's 23 games this year.

YOUNG'S IMPROVEMENT

Category	2006-07	2007-08
Scoring Avg.	7.2	17.7
FG Pct.	.458	.494
FG Made	103-225	152-308
3FG Pct.	.310	.415
3FG Made	13-42	27-65
FT Pct.	.597	.688
FT Made	46-77	77-112
Rebounding Avg.	3.0	6.8

RONALD RAMON PICKS UP POINT GUARD SLACK

Senior Ronald Ramon has played superbly in the absence of injured point guard Levance Fields. In Pitt's last 11 games, Ramon has totaled an outstanding 3.05 assist:turnover ratio. He has 61 assists and only 20 turnovers. Additionally, Ramon has hit 40.8 percent (20-49) of his 3-point attempts in the last 11 games including a game-winning, buzzer-beater vs. West Virginia on Feb. 7.

YOUNG EARNS NAISMITH AND WOODEN AWARD MIDSEASON TOP-30 ACCOLADES

Sam Young has been selected as one of 30 midseason Naismith Award candidates by the Atlanta Sports Council and one of 30 candidates for the John Wooden Award.

Presented annually, the Naismith Award recognizes the

nation's top male and female college basketball player. Other more recent Pitt nominees for the Naismith and Wooden Awards have included Brandin Knight, Carl Krauser and Chevon Troutman.

GARY MCGHEE PRODUCES OFF THE BENCH

Freshman Gary McGhee has provided Pitt low-post relief as he has seen action in 13 games and 70 minutes on the year.

His most notable performance occurred at South Florida. With Pitt's starting frontcourt (DeJuan Blair and Sam Young) in foul trouble with two fouls apiece after only eight minutes at South Florida, freshman Gary McGhee entered the game and provided a spark off the bench. The 6-foot-10 inch center threw down a dunk, converted two layups, grabbed four rebounds and played stellar defense on USF star Kentrell Gransberry. He also provided the go-ahead basket as Pitt never trailed again. Prior to the USF contest, McGhee had played in only four games with three points and seven rebounds.

LEVANCE FIELDS CONTINUED HIS OUTSTANDING BALL HANDLING BEFORE INJURY

Prior to his injury suffered at Dayton, point guard Levance Fields continued his top notch ball handling as the junior has contributed 65 assists and only 23 turnovers in Pitt's first 12 games. His assist:turnover ratio is a phenomenal 2.83, which ranks among the nation's top-15 performers. Last year he finished with a school-record 2.41 season assist:turnover ratio in 2006-07. He currently owns Pitt's school record for assist:turnover ratio with a 2.36 mark.

Fields was named the Big East's Player of the Week after he hit his 3-pointer and scored 21 points to defeat Duke at Madison Square Garden.

BLAIR HAS OUTSTANDING FRESHMAN DEBUT GAME WITH DOUBLE-DOUBLE

Blair became the first freshman to start his first game at Pitt since Ronald Ramon made his first career start in 2004. The 6-7, 265-pound Pittsburgh product guided Schenley to the 2007 state title. He attended high school a little over a mile from the Petersen Events Center and grew

up in a house just 600 yards from the arena.

With his 20-point, 14-rebound performance, Blair became the first freshman to register a double-double in a debut game since 1987 when Sean Miller scored 13 points and added 11 assists. His 20 points and 14 rebound totals both rank second on Pitt's all-time best debut performances. Ricardo Greer scored 21 points in his debut in 1997 and Sam Clancy pulled down 16 rebounds in his debut game in 1977.

Prior to Ramon's debut in 2004, Ricardo Greer made his first career start on opening day in 1997.

PITT-WEST VIRGINIA POST-GAME NOTES

- Ronald Ramon's game-winning 3-pointer with one second to go was the first game-winner in Petersen Events Center history.
- Pitt has won 15 of its last 16 games at the Petersen Events Center. Pitt now owns a 93-9 record and a .912 winning percentage in the six-year old arena. Pitt also owns a 37-8 regular season record vs. Big East opponents in the Petersen Events Center.

NCAA DIVISION I FASTEST TO 100 WINS

Source: 2007 NCAA Men's Basketball Recordbook, page 152.

Coach, School(s)	Games	Won	Lost	Pct.	Season	Year
Doc Meanwell, Wisconsin & Missouri	109	100	9	.917	7th	1918
Buck Freeman, St. John's (NY)	110	110	10	.909	5th	1932
Adolph Rupp, Kentucky	116	100	16	.862	6th	1936
Jim Boeheim, Syracuse	117	100	17	.855	4th	1980
Jerry Tarkanian, Long Beach State	117	100	17	.855	5th	1973
Everett Case, North Carolina State	120	100	20	.833	4th	1950
Fred Taylor, Ohio State	120	100	20	.833	5th	1963
Lew Andreas, Syracuse	122	100	22	.820	7th	1931
Denny Crum, Louisville	122	100	22	.820	5th	1976
Everett Dean, Carleton & Indiana	122	100	22	.820	7th	1929
Clair Bee, Rider & Long Island	123	100	23	.813	5th	1934
Don Haskins, UTEP	125	100	25	.800	5th	1966
Nat Holman, CCNY	125	100	25	.800	10th	1929
Buster Sheary, Holy Cross	125	100	25	.800	5th	1953
JAMIE DIXON, PITT	126	100	26	.794	4th	2007
Mark Few, Gonzaga	126	100	26	.794	4th	2003
Tony Hinkle, Butler	126	100	26	.794	7th	1933
Ray Meyer, DePaul	126	100	26	.794	6th	1948
Harry Combes, Illinois	127	100	27	.787	6th	1953
Peck Hickman, Louisville	127	100	27	.787	6th	1949
Vic Bubas, Duke	128	100	28	.781	5th	1964
Hugh Greer, Connecticut	129	100	29	.775	6th	1952
Roy Williams, Kansas	129	100	29	.775	4th	1992
Speedy Morris, LaSalle	130	100	30	.769	4th	1990
Fred Schaus, West Virginia	130	100	30	.769	5th	1959
Clifford Wells, Tulane	130	100	30	.769	6th	1951
Thad Matta, Butler & Xavier	130	100	30	.769	4th	2004
Harry Fisher, Columbia	131	100	31	.763	10th	1916
Joseph Lapchick, St. John's (NY)	131	100	31	.763	7th	1943
Nolan Richardson, Tulsa	131	100	31	.763	5th	1985
Gale Catlette, Cincinnati	132	100	32	.758	5th	1977
Jack Ramsey, Saint Joseph's	132	100	32	.758	5th	1960
Bruce Stewart, WV Wesleyan & Midd. Tenn.	132	100	32	.758	4th	1986

- Pitt improved to 3-1 against West Virginia in the Petersen Events Center.
- With the win tonight, Pitt is now 82-92 all-time against the Mountaineers. The Panthers are also now 5-7 in games decided by one-point. Pitt has now won four straight in the series against West Virginia dating back to a 67-62 loss in Morgantown on 2/27/06.
- DeJuan Blair ripped down 12 rebounds tonight. It marked the 11th game this season he has recorded 10 or more rebounds.
- Pitt moves to 18-5 overall and 6-4 in Big East Conference play with the win tonight.
- With his 10 points, Sam Young reached double figure scoring for the 22nd time in 23 games this year. He has reached double figure scoring in 30 of his last 34 games played at Pitt and in 50 career contests.
- With the win tonight, Jamie Dixon avoided losing back-to-back games for only the sixth time in his career. The win also marked the fifth time that Pitt avoided losing back-to-back games this season.
- Keith Benjamin reached double figure scoring for the 10th time this season. He finished with 10 points. He tied a career-high for field goal attempts with twelve.
- Gilbert Brown tied a career-high with two steals tonight.
- Pitt allowed West Virginia just 54 points tonight. The team has limited 19 of its first 23 opponents to 70 points or less in 2007-08. Since Jamie Dixon

took over as head coach, Pitt has held 131 of its 158 opponents under 70 points. The Panthers has limited 49 of 58 Big East regular season opponents to 70 points or less over the last four years (2004-08).

- Pitt moved to 7-4 since losing Mike Cook and LeVance Fields.

NON-CONFERENCE SUCCESS

Pitt has won 36 of its last 39 games against non-conference opponents. It has compiled a 12-1 2007-08 non-conference slate after concluding the 2006-07 season with a 13-2 non-conference record. In 2005-06, Pitt completed its non-conference schedule undefeated (11-0) for just the second time in school history. Pitt went 14-0 in 2003-04. Pitt has now won 10-plus non-conference games in each of the last seven seasons (12-0 in 2007-08, 13-2 in 2006-07, 11-0 in 2005-06, 10-1 in 2004-05, 14-0 in 2003-04, 10-1 in 2002-03 and 11-1 in 2001-02). It has compiled a 80-6 non-conference record over the last seven years.

Additionally, the Panthers are 56-1 overall (.982) against non-conference foes in the Petersen Events Center and have won 77 of their last 78 home games against non-conference opponents.

HOME COURT SUCCESS

Pitt has won 15 of its last 16 games at the Petersen Events Center. Pitt owns an 93-9 record and .912 winning percentage in the six-year old Petersen Events Center (16-0 in 2002-03, 19-1 in 2003-04, 13-4 in 2004-05, 16-1 in 2005-06, 16-

WAITING IN THE WINGS

A key to Pitt's success over the past few seasons has been its ability to replace experienced and productive starters year after year. Here is a look at how Jamie Dixon has replaced experienced players with players "waiting in the wings":

2002-03 (251 career starts) Brandin Knight (PG) Ontario Lett (C) Donatas Zavackas (PF)	2003-04 (31-5) Carl Krauser (PG) Chris Taft (C) Chevon Troutman (PF)
2003-04 (289 career starts) Julius Page (SG) Jaron Brown (SF)	2004-05 (20-9) Ronald Ramon (SG) Mark McCarroll (SF)
2004-05 (147 career starts) Chevon Troutman (PF) Chris Taft (C) Mark McCarroll (SF)	2005-06 (25-8) Levon Kendall (PF) Aaron Gray (C) Antonio Graves (G)
2005-06 (122 career starts) Carl Krauser (PG)	2006-07 (29-8) LeVance Fields (PG)
2006-07 (211 career starts) Aaron Gray (C) Antonio Graves (G) Levon Kendall (PF)	2007-08 DeJuan Blair (C) Ronald Ramon (G) Sam Young (PF)

2 in 2006-07, 13-1 in 2007-08).

Pitt also owns a 37-8 regular season record vs. Big East East opponents in the Petersen Events Center. Pitt opened the Petersen Events Center with 34 straight home wins.

PITT RANKED AMONG THE NATION'S TOP-25

Pitt enters the 15th week of the 2007-08 season ranked No. 22 in the Associated Press poll and No. 24 in the ESPN/USA Today coaches' poll.

Last season Pitt was ranked as high as No. 2 for two straight weeks. The No. 2 ranking marked the first time Pitt has been ranked as high in both polls since January 28, 2003. The No. 2 rankings also tied for the highest ranking in school history.

Pitt remains ranked among the nation's top-25 teams in the Associated Press poll for the 43rd consecutive poll. Since January 7, 2002, Pitt has been ranked among the nation's top-25 in 109 of the last 118 national polls. Additionally, Pitt has been ranked among the nation's top-10 teams in each of the last seven seasons (2001-08).

DIXON AND WINNING

In 2006-07, Jamie Dixon (123 wins currently overall) became the first coach in school history to win both 20-plus overall games and 10-plus league games in four consecutive seasons. He became the fastest coach to reach 100 wins at Pitt. His

76 wins over his first three seasons as Pitt's head coach ranked sixth among the top-10 NCAA Division I coaches for a best three-year start.

In 2003-04, Dixon guided Pitt to a 31-5 record, 20-9 slate in 2004-05, 25-8 record in 2005-06 and 29-8 slate in 2006-07. He coached in his 100th career game vs. Delaware State on Nov. 14, 2006.

Dixon also ranks first all-time among Big East coaches in conference winning percentage (Big East games only) with a current .682 mark (58-27). See chart on page 4.

Dixon currently sports a .779 winning percentage.

BACK-TO-BACK LOSSES A RARITY FOR PITT, DIXON

With losses at Wisconsin and Oklahoma State in December, 2006, Pitt dropped back-to-back games for only the fifth time in Head Coach Jamie Dixon's five seasons as head coach at Pitt. Dixon's teams have only lost three in a row on one occasion: Feb. 20-Feb. 26, 2005 (at Villanova, West Virginia and Connecticut).

Already this season, Pitt has avoided dropping back-to-back losses on five different occasions. In games played after losing a contest, Dixon's all-time record is 20-7.

CLOSE QUALITY LOSSES

Pitt has five losses in 2007-08: Connecticut (60-53), Rutgers (77-64), at Cincinnati (62-59), at

PICKING UP THE SLACK AFTER INJURIES

Several Pitt players have stepped up their games since injuries to Mike Cook and LeVance Fields. A following is a production comparison between Pitt's first 12 games and its last 11 games:

KEITH BENJAMIN

Category	First 12	Last 11
Starts	0	11
Minutes PG:	17.3	34.8
Scoring Average:	6.0	12.6
FG Pct.	.406	.458
FG Made	28-69	49-107
3FG Pct.	.342	.404
3FG Made	13-38	23-57

GILBERT BROWN

Category	First 12	Last 11
Starts	1	11
Minutes PG:	16.4	28.3
Scoring Average:	4.7	7.9
FG Pct.	.412	.500
FG Made	21-51	29-58
Rebounds PG	2.8	3.2

TYRELL BIGGS

Category	First 12	Last 11
Minutes PG:	19.9	6.9
Scoring Average:	5.6	6.9
FG Pct.	.481	.456
FG Made	26-54	31-68
Rebound PG	4.3	5.1

RONALD RAMON

Category	First 12	Last 11
Minutes PG	26.9	33.6
3FG Pct.	.321	.408
3FG Made	17-53	20-49
A:TO Ratio	1.93	3.05



NCAA DIVISION I BEST COACHING STARTS AFTER FOUR SEASONS (by wins)

Source: 2007 NCAA Men's Basketball Recordbook, page 158.

Coach, Team	Seasons	W-L	Pct.
Everett Case, North Carolina State	1947-50	107-22	.829
JAMIE DIXON, PITT	2003-07	105-30	.778
Mark Few, Gonzaga	2000-03	105-29	.784
Bruce Stewart, WV Wesleyan & MidTenn.	1983-86	104-34	.754
Roy Williams, Kansas	1989-92	103-30	.774
Thad Matta, Butler & Xavier	2001-04	102-31	.767
Jim Boeheim, Syracuse	1977-80	100-18	.847
Speedy Morris, LaSalle	1987-90	100-31	.763
Paul Westphal, Gr. Canyon & Pepp.	87-88, 02-03	100-40	.714
Denny Crum, Louisville	1972-75	98-22	.817
Dick Hunsaker, Ball State	1990-93	97-34	.740

Villanova (one point) and at Dayton (25 points). The Dayton game was by a large margin for Pitt standards.

Over the last five years, Pitt's 35 losses have been by a combined 236 points for a 6.7 average points per loss.

Pitt's eight losses in 2006-07 came by an uncharacteristic average of 10.0 points per game (80 points). Two of the eight losses were either in overtime over double overtime. Pitt's 23-point loss to Georgetown (65-42) in the Big East Championship Final, 14-point loss at Wisconsin (89-75) on Dec. 16 and its 13-point loss to Louisville (66-53) were uncharacteristic of the Pitt program. Pitt's eight losses in 2005-06 came by a combined 33 points and an average of 4.1 points per loss. In 2004-05, Pitt's nine losses came by a combined 52 points (5.8 average margin of loss). In 2003-04, Pitt's five losses came by a combined 22 points for a 4.4 average.

Since Jamie Dixon became head coach, only six of his 35 losses during his five-year tenure—Pitt's 13-point loss to Rutgers (Jan. 26, 2008), a 25-point loss at Dayton (Dec. 29, 2007), its 23-point loss to Georgetown (March 10, 2007), a 13-point loss to Louisville (66-53 on Feb. 12), its 14-point loss at Wisconsin (89-75 on Dec. 16, 2006) and a 12-point loss to Oklahoma State (63-51) in the 2004 NCAA Regional—came by more than 10 points.

Amazingly, Dixon has lost 17 of his 35 games by four points or less.

DECEMBER SUCCESS

Pitt Head Coach Jamie Dixon concluded his fifth December as head coach with a 33-3 record in December contests. Overall against

non-conference competition, Dixon sports a 60-4 record and .938 winning percentage.

NOVEMBER SUCCESS

Pitt Head Coach Jamie Dixon concluded November, 2007 with an undefeated 24-0 career record in November contests. Combining his November and December games, Dixon is 56-3 in early season games.

LEVANCE FIELDS IS A CANDIDATE FOR THE BOB COUSY AWARD FOR SECOND CONSECUTIVE SEASON

For the second consecutive season, LeVance Fields is a candidate for the Bob Cousy Award, which honors the nation's top point guard.

As a sophomore last year, Fields was named one of 17 finalists for the award.

Fields is following in the footsteps of successful Pitt point guards as Carl Krauser was a back-to-back finalist in the 2004-05 and 2005-06 seasons. Brandin Knight was a finalist in 2001-02 and 2002-03.

UNDER 70 DEFENSIVE MENTALITY

Defense has been a key ingredient to Pitt's success over the last seven seasons. Following are some defensive notes:

- Pitt has limited 19 of its first 23 opponents to 70 points or less in 2007-08. The four opponents who have scored over 70 points vs. Pitt this year are: Washington (74 points on Dec. 8), Dayton (80 points on Dec. 29), Lafayette (75 points on Jan. 2) and Rutgers (77 on Jan. 26).
- In 2006-07, Pitt limited 31 of its 37 opponents to 70 points or less. Opponents averaged 62.8 points per game against Pitt on the year. Only two of 16 Big East

regular season opponents has scored over 70 against Pitt this season (77, Marquette in overtime on Jan. 21, 2007 and 75, Marquette on March 3, 2007).

- In 2005-06, Pitt limited 26 of its 33 opponents to 70 points or less. Only five of 16 Big East regular season opponents in 2005-06 scored more than 70 points against Pitt.
- Over the last four seasons (2004-08), Pitt has limited 49 of its 58 Big East regular season opponents to 70 points or less.
- In 2004-05, Pitt limited 11 of the 16 Big East regular season opponents under 70 points. Only six of its 29 opponents in 2004-05 (at West Virginia-70, at Villanova-80, at West Virginia-83, Penn State-71, Connecticut, 73, at Notre Dame, 77) managed to score 70-plus points against Pitt.
- Pitt has held 60 of its last 74 Big East regular season opponents to 70 points or less dating back to Jan. 12, 2004.
- Additionally, since Jamie Dixon became head coach, Pitt has held 131 of its 158 opponents under 70 points.

HOME SWEET HOME

In a *Sports Illustrated* poll, Big East Conference players voted Pitt's Petersen Events Center as the most

difficult place to play in the league. Here are some facts to support that statement:

- Pitt has won 99 of its last 109 home games which includes a 40-game home win streak in 2004.
- Over the last seven seasons, Pitt is a combined 109-10 in home games (16-1 in 2001-02, 16-0 in 2002-03, 19-1 in 2003-04, 13-4 in 2004-05, 16-1 in 2005-06, 16-2 in 2006-07 and 13-1 in 2007-08). Its 19 home wins in 2003-04 set school record for most home victories in a season.
- Pitt has lost just nine times in the Petersen Events Center and sports a 93-9 record (.912) in the six-year old arena. The nine losses are to Rutgers, Louisville, Connecticut, West Virginia, Syracuse, Bucknell, Georgetown, Seton Hall and Marquette. No opponent has defeated Pitt more than one time in the Petersen Events Center.
- Pitt won its first 34 consecutive games in the Petersen Events Center. The 34-game win streak to open the new arena ranks third all-time among winning streaks to open new arenas (51-UCLA in 1964, 41-Providence in 1971-72 and 34-Pitt, 2002-04).
- Pitt has won 42 of its last 49 Big East league home games and is 37-8 against Big East oppo-

PITT-PROVIDENCE SERIES RESULTS

PROVIDENCE (26-16)

GP: 42; H: 17-3; A: 8-12; N: 1-1; OT: 1-0.

Big East: 25-15 (H: 17-3; A: 8-12).

BET: 1-0.

1-Point Games: 0-1.

2-Point Games: 1-1.

Most Points: 117 (2/11/90).

Fewest Points: 48 (2/22/93).

Largest Win: 27 (3/2/04).

Largest Loss: 21 (3/18/75).

Win Streak: 6 (2/4/03-current).

Loss Streak: 4 (1/28/96-1/10/98).

Date	H/A	W/L	Pitt	PC
3/18/75	N#	L	80	101
1/29/83	H*2+	W	59	55
2/28/83	A*	L	69	72
2/1/84	A*	L	66	78
3/3/84	H*	W	61	60
1/5/85	H*	W	73	62
2/6/85	A*	W	68	55
1/14/86	H*	W	71	70
2/19/86	A*	L	67	76
1/3/87	H*	W	76	67
2/7/87	A*	W	87	81
1/25/88	H*	W	90	56
2/16/88	A*	W	87	86
1/21/89	H*	L	81	96

2/7/89	A*	L	78	88
2/11/90	H*	W	117	102
3/3/90	A*	L	74	85
1/12/91	H*	W	101	82
1/23/91	A*	W	92	79
1/11/92	H*	W	83	72
2/1/92	A*	W	85	81
1/2/93	H*	W	91	85
2/22/93	A*	L	48	53
12/4/93	H*	W	94	82
2/8/94	A*	L	65	78
1/7/95	A*	L	81	85
2/25/95	H*	W	56	48
1/28/96	H*	L	70	85
2/10/96	A*	L	71	80
2/15/97	A*	L	70	84
1/10/98	A*	L	77	87
2/21/98	H*	W	73	72
12/30/98	H*	L	68	83
3/5/00	A*	W	57	53
1/23/01	A*	L	61	77
2/4/03	H*	W	68	61
3/13/03	N&	W	67	59
3/2/04	A*	W	88	61
1/31/05	H*	W	86	66
2/15/06	A*	W	85	77
2/25/06	H*	W	81	68
2/10/07	H*	W	74	68

BLAIR IN PITT'S FRESHMAN SEASON RECORDBOOKS

GAMES STARTED

29/29	Charles Smith	1984-85
29/32	Kellii Taylor	1996-97
27/27	Ricardo Greer	1997-98
27/27	Attila Cosby	1997-98
27/31	Sean Miller	1987-88
25/28	Brandin Knight	1999-00
25/33	Julius Page	2000-01
22/23	DeJuan Blair	2007-08

POINTS

435	Charles Smith	1984-85
396	Chris Taft	2003-04
378	Sam Clancy	1977-78
337	Rod Brookin	1986-87
335	Ricardo Greer	1997-98
308	Kellii Taylor	1996-97
299	Julius Page	2000-01
268	DeJuan Blair	2007-08

SCORING AVERAGE

15.0	Charles Smith	1984-85
14.0	Sam Clancy	1977-78
12.4	Ricardo Greer	1997-98

11.7	DeJuan Blair	2007-08
10.9	Chris Taft	2003-04
10.2	Rod Brookin	1986-87
10.1	Mel Bennett	1974-75

FIELD GOALS MADE

162	Chris Taft	2003-04
155	Sam Clancy	1977-78
151	Charles Smith	1984-85
132	Ricardo Greer	1997-98
127	Rod Brookin	1986-87
114	Demetreus Gore	1984-85
114	Kellii Taylor	1996-97
106	DeJuan Blair	2007-08

FIELD GOAL ATTEMPTS

320	Sam Clancy	1977-78
312	Kellii Taylor	1996-97
308	Ricardo Greer	1997-98
301	Charles Smith	1984-85
290	Chris Taft	2003-04
273	Demetreus Gore	1984-85
264	Mel Bennett	1974-75
208	DeJuan Blair	2007-08

FIELD GOAL PERCENTAGE

.564	Rod Brookin	1986-87
.559	Chris Taft	2003-04
.557	Chevon Troutman	2001-02
.543	Andre Williams	1981-82
.521	Sam Young	2005-06
.510	DeJuan Blair	2007-08
.509	Attila Cosby	1997-98
.506	Steve Beatty	1980-81

MOST REBOUNDS

327	Sam Clancy	1977-78
295	Mel Bennett	1974-75
270	Chris Taft	2003-04
231	Charles Smith	1984-85
224	DeJuan Blair	2007-08
181	Ricardo Greer	1997-98
148	Jerome Lane	1985-86
144	Sam Young	2005-06

REBOUND AVERAGE

12.1	Sam Clancy	1977-78
10.2	Mel Bennett	1974-75
9.7	DeJuan Blair	2007-08

8.0	Charles Smith	1984-85
7.5	Chris Taft	2003-04
6.7	Ricardo Greer	1997-98
5.1	Jerome Lane	1985-86

STEALS

101	Kellii Taylor	1996-97
77	Brandin Knight	1999-00
47	Jerry McCullough	1991-92
46	DeJuan Blair	2007-08
42	Ricardo Greer	1997-98
34	Carl Krauser	2002-03
33	Jaron Brown	2000-01
31	Sean Miller	1987-88

STEALS AVERAGE

3.2	Kellii Taylor	1996-97
2.8	Brandin Knight	1999-00
2.0	DeJuan Blair	2007-08
1.4	Jerry McCullough	1991-92
1.1	Carl Krauser	2002-03
1.0	three players	

TOP GAMES AT PETERSEN EVENTS CENTER

There have been nine games involving two ranked teams at the Petersen Events Center. Pitt is 7-2 in those games:

Date	Game and Score
January 6, 2003	6-Pitt 72, 5-Notre Dame 55
January 18, 2003	3-Pitt 73, 25-Syracuse 60
February 15, 2004	4-Pitt 75, 5-Connecticut 68
January 29, 2005	20-Pitt 76, 4-Syracuse 69
February 26, 2005	17-Connecticut 73, 18-Pitt 64
January 23, 2006	12-Pitt 80, 25-Syracuse 67
February 9, 2006	14-Pitt 57, 9-West Virginia 53
January 21, 2007	24-Marquette 77, 6-Pitt 74 (OT)
January 14, 2008	15-Pitt 69, 5-Georgetown 60

nents in the Petersen Events Center.

- Pitt has won 28 consecutive home games against non-conference opponents at the Petersen Events Center. That tied the record of 28 consecutive non-conference home wins set from Nov. 23, 2002-Jan. 2, 2005. Pitt needs a win its non-conference home opener next year to break the record.
- Pitt owns a 56-1 record vs. non-conference opponents in the Petersen Events Center. Bucknell was the only non-conference team to defeat the Panthers.
- Pitt has won 77 of its last 78 home games against regular season non-conference home opponents. In addition, the Panthers are 81-2 in their last 83 regular season non-conference home games.

BLAIR IN PITT'S FRESHMAN RECORDS

DeJuan Blair in Pitt's Freshman Single-Game Records:

TOTAL REBOUNDS

Mel Bennett	21	at West Virginia (3/7/1975)
DeJuan Blair	20	vs. Duke (12/20/07)
Sam Clancy	20	Duquesne (2/22/1978)
Mel Bennett	19	at Duquesne (12/6/1974)
Sam Clancy	17	Villanova (2/20/1978)
Sam Clancy	17	at Iona (1/22/1978)
Sam Clancy	17	Maryland (1/16/1978)
Mel Bennett	17	at West Virginia (12/3/1974)
Charles Smith	16	at Duquesne (2/4/1985)
Sam Clancy	16	Temple (1/11/1978)
Sam Clancy	16	Morris Harvey (11/26/1977)
DeJuan Blair	15	at Villanova (1/6/2008)
Mel Bennett	15	Penn State (12/17/1974)
Mel Bennett	15	Virginia (2/15/1975)
Jerome Lane	15	Florida State (12/21/1985)
Chris Taft	15	at Seton Hall (2/9/2004)
Sam Clancy	15	vs. Canisius (2/2/1978)
Sam Clancy	15	Penn State (2/18/1978)
Sam Clancy	15	Syracuse (1/14/1978)
DeJuan Blair	14	Villanova (1/30/2008)
DeJuan Blair	14	Houston Baptist (11/9/2007)
DeJuan Blair	14	at Washington (12/8/2007)
DeJuan Blair	14	Seton Hall (1/12/2008)
Jerome Lane	14	at Xavier (12/7/1985)
Sam Clancy	14	at West Virginia (2/8/1978)
Sam Clancy	14	WV Wesleyan (11/30/1977)
Sam Clancy	14	at Cleveland State (1/25/1978)

OFFENSIVE REBOUNDS

DeJuan Blair	10	Houston Baptist (11/9/07)
DeJuan Blair	9	at Connecticut (2/2/08)
Ricardo Greer	8	Villanova (3/4/1998)
Jerome Lane	8	Florida State (12/21/1985)
Chris Taft	7	Rutgers (1/17/2004)
Chris Taft	7	at Seton Hall (2/9/2004)
Ricardo Greer	7	at Illinois State (11/22/1997)

JAMIE DIXON COACHING NOTES

TCU '87 • FIFTH YEAR AS HEAD COACH (2003-08) • NINTH YEAR AT PITT (1999-2008)

HEAD COACHING ACHIEVEMENTS

- Became the first coach in school history to guide Pitt to four consecutive 20-win seasons and four straight 10-win Big East regular seasons.
- First head coach in school history to lead Pitt to four straight NCAA Tournaments.
- Guided Pitt to two NCAA Sweet Sixteen appearances (2004 and 2007).
- His 105 wins rank tied for second among the all-time best starts to an NCAA Division I coaching career after four seasons.
- Is one of only nine coaches in NCAA Division I history to win over 100 games during the first four seasons of a coaching career.
- Reached 100 wins at Pitt faster than any other coach in school history. Dixon needed only 126 games to reach the milestone. Only 14 coaches in the history of college basketball reached 100 career victories faster than Dixon.
- Advanced to the Big East Championship Final in three of his first four seasons as head coach at Pitt.
- In 2003-04, became the first rookie head coach in Big East history to both guide his team to the league's regular season title and earn Big East Coach of the Year honors. Dixon earned those accolades after leading the Panthers to their third consecutive Big East regular season title and second all-time outright Big East title.

- His 31 victories as a first-year head coach in 2003-04 rank as the third all-time highest total in NCAA Division I history for a first-year head coach.
- Led Pitt on an 18-game win streak to begin his career and 2003-04 season, a streak which ranks as the third best start for a rookie head coach in NCAA history.
- Guided Pitt to the 2003-04 Big East outright regular season title in his rookie season as head coach.
- Ranks among the top-5 current winningest active coaches by percentage (see chart page 6).

DIXON AS AN ASSISTANT

- Associate Head Coach, University of Pittsburgh (1999-2003).
- Assistant Coach, University of Hawaii (1998-99).
- Assistant Coach, Northern Arizona University (1994-98).
- Assistant Coach, University of Hawaii (1992-94).
- Graduate Assistant, UC-Santa Barbara (1991-92).
- Assistant Coach, Los Angeles Valley Junior College (1989-91).

DIXON COACHING TREE

- Dixon has had several coaches serve under him who have gone on to become head or assistant coaches at other schools: John Alesi, Assistant Coach-Manhattan; David Cox, Assistant Coach, Georgetown; Joe Lombardi, Head Coach, Indiana (Pa.); Mike Rice, Head Coach-Robert Morris; Barry

Rohrsen, Head Coach-Manhattan.

DIXON AS A PLAYER

- Played at Texas Christian University from 1984-87 under head coach Jim Killingsworth.
- All-Southwest Conference selection in 1987, SWC All-Academic selection and led the SWC in assists as a senior in 1986-87.
- Hit game-winning halfcourt shot to defeat Texas as a senior.
- Named MVP of the 1987 All-College Classic in Oklahoma City while guiding TCU to the title.
- Inducted into the TCU Athletic Hall of Fame, 2007.
- Played professionally in the Continental Basketball Association (Lacrosse Catbirds) and overseas in New Zealand.

DIXON AND HIS FAMILY

- Brother of the late Maggie Dixon, who served as head women's basketball coach at the United States Military Academy (2005-06) and as an assistant at DePaul. Maggie passed away in April, 2006). Dixon's Pitt's men's team participated in the first Maggie Dixon Classic, held at West Point. The second Maggie Dixon Classic was held at Madison Square Garden as a women's only event.
- Son of Jim & Marge Dixon who reside in Los Angeles. Sister Julie is an attorney in Los Angeles.
- Wife Jacqueline, son Jack Connor (June 2, 2002) and Shannon Iwalani (Feb. 24, 2004).

DIXON VERSUS OPPONENTS

Opponent	W-L
Alabama	1-0
Albany	1-0
Auburn	2-0
Boston College	3-0
Boston U.	1-0
Bradley	0-1
Bucknell	0-1
Buffalo	2-0
Central Florida	1-0
Chicago State	1-0
Cincinnati	2-1
Connecticut	3-5
Coppin State	2-0
Dayton	1-1
Delaware State	1-0
DePaul	2-0
Duquesne	5-0
Duke	1-0
Florida A&M	1-0
Florida State	2-0
Georgetown	3-4
Georgetown (Ky.)	1-0
Georgia	1-0
Houston Baptist	1-0
Howard	1-0
Lafayette	1-0
Louisville	3-1
Loyola (Md.)	1-0
Kent State	1-0
Maine	1-0
Marquette	2-3
Massachusetts	1-0
Memphis	1-0
Miami, Fla.	1-0
Mississippi Valley State	1-0
Murray State	1-0
New Hampshire	1-0
North Carolina A&T	1-0
Northeastern	1-0
Notre Dame	5-0
Oakland	1-0
Oklahoma State	1-2
Pacific	0-1
Penn State	3-0
Providence	5-0
Richmond	1-0
Robert Morris	4-0
Rutgers	3-1
St. Francis (NY)	1-0
St. Francis (Pa.)	2-0
Saint Louis	1-0
St. John's	4-2
Saint Peters	1-0
Seton Hall	3-2
South Carolina	2-0
South Florida	2-0
Syracuse	5-2
Toledo	1-0
UCLA	0-1
Washington	2-0
West Virginia	6-3
Western Michigan	1-0
William & Mary	1-0
Wisconsin	2-1
Vermont	1-0
Villanova	4-3
Virginia Commonwealth	1-0
Virginia Tech	2-0
Wright State	1-0
Youngstown State	1-0
Career Record	123-35

DIXON BY THE YEARS (2003-08)

Year	Overall		Big East		BET		NCAA		Non-Conf.		Home	
	W-L	Pct.	W-L	Pct.	W-L	Pct.	W-L	Pct.	W-L	Pct.	W-L	Pct.
2003-04	31-5	.861	13-3	.813	2-1	.667	2-1	.667	14-0	1.000	19-1	.950
2004-05	20-9	.689	10-6	.625	0-1	.000	0-1	.000	10-1	.909	13-4	.765
2005-06	25-8	.758	10-6	.625	3-1	.750	1-1	.500	11-0	1.000	16-1	.941
2006-07	29-8	.783	12-4	.750	2-1	.667	2-1	.667	13-2	.867	16-2	.889
2007-08	18-5	.782	6-4	.600	0-0	.000	0-0	.000	12-1	.923	13-1	.929
Career	123-35	.778	51-23	.689	7-4	.636	5-4	.556	60-4	.938	77-9	.895

JAMIE DIXON ERA HIGHS AND LOWS

PITT TEAM HIGHS & LOWS

Points:	High	103	vs. Houston Baptist (11/9/07)
		100	vs. Notre Dame (1/4/06)
	Low	96	vs. Lafayette (1/2/08)
		42	vs. Georgetown (3/10/07)
		46	vs. Syracuse (2/29/04)
		50	at St. John's (1/21/06)
FG Made:	High	42	vs. Houston Baptist (11/9/07)
		42	vs. St. Francis (Pa.) (11/22/03)
		37	vs. Penn State (12/10/05)
	Low	13	vs. Central Florida (3/19/04)
		16	vs. Georgetown (3/10/07)
		17	Three times
FG Att:	High	92	vs. Houston Baptist (11/9/07)
		79	vs. Penn State (12/10/05)
		67	Two times
	Low	38	at Cincinnati (1/24/07)
		39	vs. St. John's (2/8/05)
FG Pct.:	High	.674	vs. Kent State, 31-46 (3/17/06)
		.627	vs. St. Francis (Pa.), 42-67 (11/22/03)
		.625	vs. Florida State, 35-56 (11/24/06)
	Low	.262	vs. Georgetown, 16-61 (3/10/07)
		.295	vs. Central Florida, 13-44 (3/19/04)
		.297	at Dayton, 19-64 (12/29/07)
3FG Made:	High	14	vs. Albany (11/28/03)
		13	vs. Florida A&M (12/30/06)
		12	Three times
	Low	2	12 times
3FG Att.:	High	34	vs. Houston Baptist (11/9/07)
		31	vs. Florida A&M (12/30/06)
		29	vs. Albany (11/28/03)
		25	at Marquette (3/3/07)
		25	vs. Syracuse (3/11/06)
	Low	6	vs. Rutgers (1/17/04)
		7	vs. Connecticut (3/13/04)
3FG Pct.:	High	.632	at Cincinnati, 12-19 (1/24/07)
		.625	vs. Lafayette, 10-16 (01/02/08)
		.625	vs. South Florida, 10-16 (1/7/07)
		.600	vs. Georgia, 6-10 (12/30/03)
	Low	.100	at Connecticut, 2-20 (1/31/06)
		.118	vs. Robert Morris, 2-17 (11/29/06)
		.120	at Dayton, 3-25 (12/29/07)
FT Made:	High	30	vs. Notre Dame (1/4/06)
		28	at Providence (3/2/04)
		27	vs. Marquette (3/8/07)
	Low	1	vs. New Hampshire (12/27/03)
		3	vs. St. Francis (Pa.) (11/22/03)
FT Att.:	High	46	vs. Notre Dame (1/4/06)
		42	vs. Memphis (12/7/04)
		41	vs. Marquette (3/8/07)
	Low	4	vs. New Hampshire (12/27/03)
		7	at West Virginia (2/27/06)
		7	at Connecticut (1/19/04)
FT Pct.:	High	.909	vs. Bradley, 10-11 (3/19/06)
		.903	at Providence, 28-31 (3/2/04)
		.889	at Connecticut, 16-18 (1/31/06)
		.875	Two times
	Low	.250	vs. New Hampshire, 1-4 (12/27/03)
		.333	vs. St. Francis (Pa.), 3-9 (11/22/03)
Rebounds:	High	59	vs. Houston Baptist (11/9/07)
		55	vs. Howard (11/20/04)
		53	vs. Loyola (Md.) (11/27/04)
		53	vs. Duke (12/20/07)
	Low	23	vs. Georgetown (1/13/07)
		24	vs. Lafayette (01/02/08)
		25	vs. Virginia Tech (1/6/04)
Assists:	High	31	vs. Houston Baptist (11/9/07)
		30	vs. Notre Dame (1/4/06)
		29	vs. St. Francis (Pa.) (11/22/03)
	Low	5	vs. Louisville (3/8/06)
		7	vs. Central Florida (3/19/04)
Steals:	High	16	vs. Houston Baptist (11/9/07)
		16	vs. Buffalo (11/23/07)
		12	vs. St. John's (1/18/05)
		0	vs. Oakland (11/19/06)
Blocks:	Low	9	Five times
	Low	0	at Cincinnati (1/24/07)
		0	vs. Syracuse (2/26/04)
Turnovers:	High	25	vs. Howard (11/20/04)
		24	vs. Seton Hall (2/9/04)
		23	at Georgetown (2/24/04)
	Low	6	vs. Washington (2/17/07)
		6	vs. Louisville (3/9/07)
		6	vs. Notre Dame (1/12/04)
Fouls:	High	28	vs. Oklahoma State (12/21/06)
		28	vs. Wisconsin (12/16/06)
	Low	7	at Syracuse (1/4/06)

OPPONENT TEAM HIGHS & LOWS

Points:	High	97	vs. Notre Dame (1/4/06)
		95	vs. Oklahoma State (12/21/06)
		89	vs. Wisconsin (12/16/06)
	Low	37	vs. Penn State (12/6/03)
		38	vs. New Hampshire (12/27/03)
		41	vs. Auburn (12/4/05)
		41	vs. St. Francis (Pa.) (12/1/04)
FG Made:	High	34	vs. Notre Dame (1/4/06)
		33	at Miami (1/10/04)
		29	Six times
	Low	14	vs. Penn State (12/6/03)
		15	Six times
FG Att.:	High	83	vs. Notre Dame (1/4/06)
		73	vs. Syracuse (1/23/06)
		71	vs. Virginia Commonwealth (3/17/07)
	Low	38	at Georgetown (2/24/07)
		40	vs. Auburn (12/4/05)
		42	vs. UCLA (3/22/07)
		42	at South Carolina (12/28/05)
FG Pct.:	High	.609	vs. Georgetown, 28-46 (1/13/07)
		.523	vs. Georgetown, 23-44 (3/10/07)
		.520	at Dayton, 26-50 (12/29/07)
		.511	vs. Bucknell, 24-47 (1/2/05)
	Low	.263	vs. New Hampshire, 15-57 (12/27/03)
		.273	at Syracuse, 15-55 (1/24/04)
		.278	vs. St. John's, 15-54 (2/8/05)
3FG Made:	High	17	vs. Lafayette, 17-31 (1/02/08)
		14	vs. Notre Dame (1/4/06)
		14	vs. Notre Dame (2/12/05)
	Low	0	vs. Youngstown State (12/13/03)
		1	Four times
3FG Att.:	High	40	at West Virginia (2/5/05)
		36	at West Virginia (2/27/06)
		36	vs. Notre Dame (1/4/06)
	Low	6	vs. Bradley (3/19/06)
		8	vs. Oklahoma State (3/25/04)
3FG Pct.:	High	.727	vs. Virginia Tech, 8-11 (1/6/04)
		.636	vs. Washington, 7-11 (2/17/07)
		.571	at Louisville, 8-14 (1/15/06)
	Low	.000	vs. Youngstown State, 0-11 (12/13/03)
		.091	vs. Georgia, 1-11 (12/30/03)
FT Made:	High	32	vs. Oklahoma State (12/21/06)
		31	at Wisconsin (12/16/06)
		26	vs. Bradley (3/19/06)
		26	vs. Villanova (3/10/05)
	Low	1	vs. Albany (11/28/03)
		1	vs. William & Mary (1/3/04)
FT Att.:	High	44	at Wisconsin (12/16/06)
		38	vs. Oklahoma state (12/21/06)
	Low	1	vs. Albany (11/28/03)
		4	Two times
FT Pct.:	High	1.000	at Rutgers, 7-7 (1/8/05)
		1.000	vs. Robert Morris, 5-5 (11/24/04)
		.938	vs. Oklahoma State, 15-16 (3/25/04)
	Low	.167	vs. William & Mary, 1-6 (1/3/04)
		.200	vs. Auburn, 3-15 (12/4/05)
Rebounds:	High	47	vs. Oklahoma State (12/21/06)
		44	vs. Louisville (3/9/07)
		43	vs. Notre Dame (1/4/06)
	Low	18	vs. Georgetown (1/13/07)
		19	vs. William & Mary (1/3/04)
Assists:	High	22	at West Virginia (2/5/05)
		20	vs. Providence (2/25/06)
		19	Three times
	Low	2	vs. Boston College (3/12/04)
		5	vs. Chicago State (12/17/03)
		7	11 times
Steals:	High	12	vs. Georgetown College, Ky. (12/15/03)
		11	Four times
	Low	0	vs. Notre Dame (1/12/04)
		1	Six times
Blocks:	High	10	vs. Syracuse (1/23/06)
		9	at Connecticut (1/31/06)
		9	at Connecticut (1/19/04)
	Low	0	Eight times
Turnovers:	High	26	vs. Virginia Tech (1/6/04)
		25	vs. Buffalo (11/23/07)
		22	vs. Penn State (12/10/05)
	Low	3	at Rutgers (1/8/05)
		4	at West Virginia (2/5/05)
Fouls:	High	32	vs. Notre Dame (1/4/06)
		31	vs. Virginia Tech (3/11/04)
		29	Two times
	Low	9	vs. New Hampshire (12/27/03)
		10	at Georgetown (2/5/06)

PITT BASKETBALL PERSONALITY PROFILES

KEITH BENJAMIN

- Roommate of teammate Ronald Ramon.
- Nickname is “K-Rucker” because he first started playing basketball at New York City’s Rucker Park at the young age of 14.
- 2004 graduate of Mount Vernon High School where he helped lead his team to the 2004 state title. Sports a red #1 championship ring on his finger.
- Mount Vernon has produced several college/NBA standouts including Scooter McCray, Rodney McCray, Gus Williams, Ray Williams and former Connecticut guard Ben Gordon.
- Finished his four-year high school career at Mount Vernon with a 98-13 overall record.

TYRELL BIGGS

- Lost close to 20 pounds during the summer of 2006, dropping to 240 from 260 pounds. Prior to the start of practice, Dixon rated him as the team’s Most Improved Player.
- Has drawn comparisons to Boston College power forward Craig Smith because of his size and playing style.
- Became the third consecutive Pitt player to earn Windy City Classic All-Star MVP honors last summer in the Chicago All-Star Game. Chris Taft and Ronald Ramon were the previous MVP winners.
- Nickname is T.J. or TBiggs.
- Stood 6-5 inches tall and weighed 230 pounds as an eighth grader.
- Played with Pitt guard Keith Benjamin on the MetroHawks/Riverside Church AAU team.

- Has taken up golf, played the piano and bowls.
- Along with teammates Levance Fields and Gilbert Brown, loves to go bowling.
- Named a McDonalds’ Top-100 All-America Team finalist.

DeJUAN BLAIR

- Nickname is the “Big Fella.”
- Wingspan is that of a 7-foot-2 inch player. He is a 6-foot-7 inch center.
- Grew up in a house just 600 yards from the Petersen Events Center.
- Attended high school a little over a mile from the Petersen Events Center.
- After he committed to Pitt, he claimed that he knew the campus better than Pitt’s coaching staff.
- Is the first Schenley High School player to play basketball at Pitt since Wayne Williams (1975-79) and Sonny Lewis (1976-78)
- Is the first Pittsburgh City League player to compete for Pitt since Darelle Porter (1987-91), who graduated from Perry Traditional H.S.
- Friend of former Pitt center Sam Clancy (1977-81). At 6-foot-7 inches tall, Clancy played center and averaged a double-double in each of his four seasons at Pitt.
- First dunk took place at Pittsburgh’s Ammons Recreation Center as a 6-foot-4-inch eighth grader.
- Favorite player is Shaquille O’Neal but models his game after Charles Barkley.
- Guided nearby Schenley High School to the 2007 state title and a 57-0 career record vs. Pittsburgh City League teams.

- Played on a USA Junior All-Star team that traveled Europe with Pitt teammate Brad Wanamaker.
- Notable alums who attended Schenley High School: NBA All-Star Maurice Lucas, artist Andy Warhol, singer Vivian Reed, Washington Redskins running back Larry Brown, jazz musicians Stanley Turrentine, Ray Brown, Walt Harper, Harvard Law School’s first African-American professor Derrick Bell, Cleveland Browns tight end Darnell Dinkins, professional wrestling’s “living legend” Bruno Sammartino and Nobel laureate Clifford Shull.

GILBERT BROWN

- Earned a medical hardship last year for several injuries.
- Owns a 38-inch vertical leap.
- Relative Troy Drayton played at Penn State.
- Played on the same South Kent Academy team as NBA Draft picks Andray Blatche and Dorell Wright.
- Hobbies and interests include bowling and singing.

MIKE COOK

- Junior transfer from East Carolina University. Cook sat out the 2005-06 Pitt season but participated in practice.
- Mother Dawn Cook (Hoover) played basketball at Temple from 1979-83. She is still ranked among all-time school leaders in rebounding with a 6.0 average. She is now a coach at Philadelphia’s University City High School.
- Last summer, a former team manager had a tee-shirt made up with the words “Who is Mike Cook?”

- The tee-shirt made reference to Cook’s outstanding summer league performances.
- Led ECU in scoring (15.0 ppg in 2004-05) and averaged 12.8 points per game and registered 41 double-figure scoring games in two years with the Pirates.
- A Philadelphia native who played high school basketball with current Memphis Grizzlies player Hakim Warrick and Mustafa Shakur (Arizona).
- Transferred to Pitt for its style of basketball, location and league.

CASSIN DIGGS

- Native of Williamsport, Pa. and Williamsport Area H.S., the same high school that produced former Pitt power forward Chevon Troutman.
- Always dreamed about playing at Pitt as a youngster.
- Lefthanded post player.
- Junior college transfer who has attended Cloud County C.C.

LEVANCE FIELDS

- Dropped nearly 15 pounds over the summer before his junior season.
- Cousin of St. John’s point guard Eugene Lawrence.
- Played at the same high school (Xaverian) attended by former Pitt player and NBA player Chris Taft. Several other Big East players attended Xaverian including Chris Mullin. Former Pitt associate head coach and current Manhattan coach Barry Rohrssen also attended Xaverian.
- Nickname is the “General” and/or “Lee-lee.”

2007-08 PITT PRESEASON RANKINGS/HONORS/AWARDS

PRESEASON RANKINGS & PREDICTIONS

(according to national publications and columns)

National Rankings

- Jeff Goodman, Fox Sports-12
- ACC Basketball Yearbook-13
- Jay Bilas-13
- Andy Katz-14
- Lindy’s-17
- Lindy’s-At-large NCAA selection
- Athlon-2 & out
- The Sporting News-23
- Rivals.com-23
- Dick Vitale-24

CBS Sportsline-24
Gary Parrish, CBS Sportsline-24
NCAA Hoops Today-32

Big East Conference Predictions

Athlon-4th
The Sporting News-4th
Lindy’s-4th

INDIVIDUAL ACCOLADES

Mike Cook

Lindy’s-All-Big East Second Team
Lindy’s-nation’s No. 18 shooting guard

Levance Fields

Athlon-Bob Cousy Award candidate
The Sporting News-Big East’s Best Under Pressure
Athlon-All-Big East Third Team
Lindy’s-nation’s No. 19 point guard
Lindy’s-All-Big East Second Team

Ronald Ramon

Lindy’s-Big East’s Top-3 returning 3-point shooters

Sam Young

Lindy’s-Big East’s Most Exciting Player
Lindy’s-nation’s No. 19 power forward
Lindy’s-All-Big East Third Team

RECRUITING CLASSES

National Rankings

Athlon-21
Rivals-26

Big East Conference

Athlon-3rd
The Sporting News-6th

MAGAZINE COVERS

Levance Fields, Athlon regional magazine
Mike Cook, CBS Sportsline

PITT BASKETBALL PERSONALITY PROFILES

- Played in the Jordan Classic All-Star game at Madison Square Garden on April 16, 2005 and finished with 18 points, all in the second half.
- Committed to Pitt on Dec. 6, 2004, a day prior to Pitt's appearance in the Jimmy V. Classic at Madison Square Garden.
- As a high school senior, led Xavierian to eight consecutive wins en route to a state title game appearance.
- Named New York's Player of the Year by the *New York Daily News* and *Newsday*.
- Named a McDonald's Top-100 All-America Team finalist.
- Along with teammates Tyrell Biggs and Gilbert Brown, loves to go bowling.

TIM FRYE

- Walk-on who majors in pre-Business.
- Is the first player at Pitt to wear No. 24 since walk-on Marcus Bowman (2002-05).
- Uncle Dave Frye played basketball at Providence College and uncle Tom Albright played football at Indiana State.

GARY MCGHEE

- Freshman from Anderson, Ind. who became interested in Pitt while visiting family in the Pittsburgh area during a summer.
- Father Gary McGhee competed in track & field at Indiana (1981-82).
- Cousin Aaron McGhee started at power forward and helped lead Oklahoma to the NCAA Final Four in 2002.
- Nickname is "Big G."
- Spent his official visit at Pitt with Aaron Gray. Gray and McGhee are and were in similar stages in their basketball development.

MAURICE POLEN

- Psychology major.
- Talented singer who sang the national anthem before Pitt's men's basketball game against Seton Hall on March 3, 2006.
- A senior walk-on in his third season with Pitt. He was injured during his sophomore season.
- High school coach at West Philadelphia High School was former Pitt basketball player Gerald Jordan (1995-97).
- Other notable players who attended his high school include: Gene Banks, Jordan, Ricardo Lovelace and Clarence Tillman.
- Related to Eric Williams, who plays football for the Dallas Cowboys.

RONALD RAMON

- Roommate of teammate Keith Benjamin.
- Father Ricardo Ramon, a professional basketball player, spent a month in Pittsburgh this summer working out Ronald and several of his teammates. He was in town to assist Ronald's recovery from shoulder surgery.
- Interned at FSN Pittsburgh this summer.
- Nickname is "Double-R" for Ronald Ramon. Krauser nabbed him "Double-R with the Radar."
- Hails from a basketball family as his father Ricardo Ramon played professional basketball in the Dominican Republic, Brazil and Argentina. His role model is his father because he "showed him everything."
- Played for one of the nation's top AAU basketball programs, the New York Gauchos. Other Pitt basketball players who played for the Gauchos include Jerry McCullough, Eric Mobley and current assistant coach Orlando Antigua.

- Native Dominican who follows in the footsteps of several former Pittsburgh Dominican players including Ricardo Greer, Jaime Peterson and Orlando Antigua.
- Invited to play on the Dominican Republic basketball team during the summer of 2006, but his schedule would not allow it.
- Fluent in Spanish.
- All Hallows High School retired his jersey No. 14 at the conclusion of his career.
- Named Most Valuable Player at the Wendy's All-Star Shootout in Chicago after scoring 23 points, hitting five 3-pointers (including three in the final five minutes) and registering three assists.

BRAD WANAMAKER

- Played on a USA Junior All-Star team that traveled Europe with Pitt teammate DeJuan Blair.
- Has a twin brother Brian, who played on his high school and AAU teams.
- Invited to compete for a roster spot on the 2007 USA Basketball Under-19 World Championship team during last summer.
- Pitt senior Mike Cook played in his AAU program, Positive Image.
- Philadelphia Inquirer and Philadelphia Daily News Player of the Year in 2007.
- Twin brother Brian is a freshman guard at Central Connecticut State in the Northeast Conference.


SAM YOUNG

- Inspiration for playing the piano and taking lessons comes from his brother who is blind. He has taken several piano courses at both Pitt and in high school. He was also featured while playing the piano on ESPN during Pitt's game at Syracuse in 2007.

- Named the 2004-05 National Prep School Player of the Year by Scout.com.
- Has drawn comparisons to former Villanova forward Curtis Sumpter because of his size and playing style.
- Favorite sports figure is Michael Jordan and also sports his number 23.
- Interested in gymnastics because of his natural ability. When Young was visiting Pitt on his recruiting trip, the coaches took him on a tour of the athletic facilities. When he saw the gymnastics equipment, he started doing several tricks and backflips.
- Also performed a gymnastics routine for ESPN prior to a game in 2005-06.
- Prior to his senior season at Friendly H.S., promised his coach that he would do back flips if his team won the state title, then held true on his promise after he led the team to the championship.
- Owns a 35-inch vertical leap.

AUSTIN WALLACE

- Leads Pitt in its pre-game warmup before the team heads to the bench for pre-game introductions. Wallace gets in the center of Pitt's circle and pumps up the Panthers.
- Nickname is "A-Wall."
- LaSalle Academy product of the Bronx, N.Y. LaSalle has also produced several notable athletes including Sacramento Kings forward Ron Artest, former Milwaukee Bucks guard Shamgod Wells and former Pittsburgh Pirates pitcher John Candelaria, who is the school's all-time leading scorer in basketball.
- Played on same AAU team as current Pitt guards Levance Fields and Ronald Ramon.



I • KEITH BENJAMIN

GUARD • 6-2 • 190 • SR • 3L • MOUNT VERNON, N.Y./MOUNT VERNON H.S.

CAREER

- Played in 109 career games with 15 starts.

2007-08

- Has seen action in all 23 games including each of the last 11 starts.
- Reached double figure scoring in 10 games with two 20-point contests.
- Setup Ronald Ramon with game-winning 3-pointer with penetrate and pass play, scored 10 points vs. West Virginia, 2/7.
- Finished with a career-high seven assists along with eight points in a career-high tying 37 minutes vs. Villanova, 1/30.
- Finished with 11 points (3-6 3FG) in a career-high 37

CAREER NUMBERS

Double-Doubles:	0
Points-Rebounds:	0
Points-Assists:	0
20+ point games:	2
10+ point games:	17
10+ assist games:	0
10+ rebound games:	0
5+ rebound games:	6
5+ assist games:	2
30+ minute games:	12
40+ minute games:	0

- minutes vs. Rutgers, 1/26.
- Scored nine points (2-3 3FG) with four assists and three steals at St. John's, 1/23.
- Scored 11 points and hit 3-9 3-pointers in 32 minutes at Cincinnati, 1/19.
- Finished with a game-high 18 points (5-10 FG), hit 2-3 3-pointers and 6-8 free throws in 36 minutes vs. Georgetown, 1/14.
- Scored all 12 of his points in the second half, hit 3-5 3-pointers and dished out career-highs for assists (6) and steals (3) in 36 minutes vs. Seton Hall, 1/12.
- Tied or set career-highs for scoring (20 points), field goals made (8), field goal attempts (12) and minutes played (37) and hit 3-5 3-pointers at South Florida, 1/9.
- Played in a career-high 33 minutes, scored 15 points (6-9 FG) and hit 3-5 3-pointers before fouling out at Villanova, 1/6.
- Started first game in 52 consecutive games vs. Lafayette on 1/2. His previous start came on March 11 vs. Syracuse in the Big East Championship Final.
- Set career-highs for points (20), assists (5), field goals made (7), free throws made (4), free throw attempts (4) and minutes played (32) in leading Pitt to a win vs. Lafayette, 1/2.
- Scored seven points in a season-high 30 minutes at Dayton, 12/29.
- Hit running jumper, grabbed three rebounds vs. Duke, 12/20.
- Hit key 3-pointer, scored five points in 13 minutes vs. Oklahoma State, 12/15.
- Grabbed a career-high six rebounds in 11 minutes at Duquesne, 12/5.
- Hit two 3-pointers off the bench and scored six points in 19 minutes vs. Toledo, 12/1.
- Scored a career-high 17 points (6-8 FG), hit 3-4 3-point field goals and finished with three steals vs. Buffalo, 11/23.
- Scored seven points in 16 minutes vs. Mississippi Valley State, 11/15.
- Tied or set career-highs for points (16), field goals made (6), field goal attempts (11), 3-pointers made (4), 3-pointers attempted (8) vs. Houston Baptist, 11/9.

CAREER HIGHS

Points: 20, two times- at South Florida, 1/9/08; Lafayette, 1/2/08.
 FG made: 8, at South Florida, 1/9/08.
 FG attempts: 12, two times- West Virginia, 2/7/08; at South Florida, 1/9/08.
 3FG Made: 4, Houston Baptist, 11/9/07.
 3FG attempts: 9, at Cincinnati, 1/19/08.
 FT made: 6, Georgetown, 1/14/08.
 FT attempts: 8, Georgetown, 1/14/08.
 Rebounds: 6, three times- at Duquesne, 12/5/07; vs. Georgetown, 3/10/07; Syracuse, 1/23/06.
 Off. Rebs.: 3, at Duquesne, 12/5/07.
 Def. Rebs.: 5, Syracuse, 1/23/06.
 Assists: 7, Villanova, 1/30/08.
 Steals: 3, four times- at Connecticut, 2/2/08; Seton Hall, 1/12/08; Buffalo, 11/23/07; Northeastern, 11/17/06.
 Blocks: 1, six times.
 Minutes: 37, three times- Villanova, 1/30/08; Rutgers, 1/26/08; at South Florida, 1/9/08.

2007-08 SEASON HIGHS

Points: 20, two times- at South Florida, 1/9; Lafayette, 1/2.
 Rebounds: 6, at Duquesne, 12/5.
 Assists: 7, Villanova, 1/30.
 Steals: 3, four times- at Connecticut, 2/2; at St. John's, 1/23; Seton Hall, 1/12; Buffalo, 11/23.
 Blocks: 0
 Minutes: 37, three times- Villanova, 1/30; Rutgers, 1/26; at South Florida, 1/9.


KEITH BENJAMIN'S CAREER STATISTICS

OVERALL STATISTICS

SEASON	TEAM	GP-GS	MIN	TOTAL		3-POINTERS		FT-FTA		REBOUNDS				PF-FO	Δ	TO	BLK	ST	PTS-AVG					
				FG-FGA	PCT	FG-FGA	PCT	FT-FTA	PCT	OFF-DEF	TOT-AVG													
2004-05	Pitt	18-0	182	17	47	.362	4	15	.267	2	5	.400	8	25	33	18	14	0	9	16	1	7	40	2.2
2005-06	Pitt	31-4	469	55	128	.430	14	36	.389	19	32	.594	30	59	89	29	33	0	30	19	4	10	143	4.6
2006-07	Pitt	37-0	419	50	119	.420	12	47	.255	11	23	.478	14	42	56	15	34	0	28	22	1	12	123	3.3
2007-08	Pitt	23-11	590	77	176	.438	36	95	.379	21	27	.778	11	42	53	23	39	1	47	39	2	22	211	9.2
	Career	109-15	1660	199	470	.423	66	193	.342	53	87	.609	63	168	231	21	120	1	114	96	8	51	517	4.7

BIG EAST STATISTICS

SEASON	TEAM	GP-GS	MIN	TOTAL		3-POINTERS		FT-FTA		REBOUNDS				PF-FO	Δ	TO	BLK	ST	PTS-AVG					
				FG-FGA	PCT	FG-FGA	PCT	FT-FTA	PCT	OFF-DEF	TOT-AVG													
2004-05	Pitt	9-0	91	6	18	.333	3	9	.333	2	5	.400	3	11	14	16	7	0	6	10	1	4	17	1.9
2005-06	Pitt	16-0	241	33	66	.500	8	17	.471	13	22	.591	14	31	45	28	16	0	15	8	1	5	87	5.4
2006-07	Pitt	16-0	184	21	53	.396	6	23	.261	4	9	.444	4	16	20	13	14	0	14	8	0	5	52	3.3
	Career	41-0	516	60	137	.438	17	49	.347	19	38	.500	21	58	79	19	37	0	35	26	2	14	156	3.8



31 • MIKE COOK

GUARD/FORWARD • 6-4 • 215 • SR • IL • PHILADELPHIA, PA./EAST CAROLINA/FRIENDS CENTRAL H.S.

CAREER

- Sidelined for season with a torn ACL suffered while driving to the basket during the overtime period of the Duke game, 12/21.
- Started 48 consecutive games from Nov. 19, 2005-Dec. 20, 2007.
- In four-year collegiate career at both East Carolina and Pitt, has totaled 1,204 points (11.7 ppg.) and 293 assists (2.8 apg.) in 103 games.

- Transferred from East Carolina following the 2004-05 season and sat out due to NCAA transfer rules in 2005-06.

2007-08

- Started all 11 games at small forward.
- Reached double figure scoring in seven of his 11 games played.
- Scored 15 points (7-8 FT), hit two 3-pointers in 29 minutes vs. Oklahoma State, 12/15.
- Finished with 14 points (4-8 FG) with a season-high six assists at Washington, 12/8.

- Scored 12 points including 10 in the first half and grabbed four rebounds in 35 minutes at Duquesne, 12/5.
- Finished with 11 points (4-4 FG) and six assists in 24 minutes vs. Boston U., 11/27.
- Scored eight points, pulled down five rebounds vs. Buffalo, 11/23.
- Scored 13 points (4-6 FG) with a 3-pointer and five assists vs. North Carolina A&T, 11/10.
- Finished with 13 points (5-12 FG) with six rebounds and three steals vs. Houston Baptist, 11/9.

***CAREER HIGHS**

Points: 24, vs. South Carolina, 12/20/04.
 FG made: 10, at Charlotte, 1/8/05.
 FG attempts: 25, at Western Carolina, 12/7/04.
 3FG Made: 3, two times- Florida A&M, 12/30/06; vs. South Carolina, 12/20/04.
 3FG attempts: 9, at Western Carolina, 12/7/04.
 FT made: 10, vs. Pepperdine, 11/17/04.
 FT attempts: 14, vs. Pepperdine, 11/17/04.
 Rebounds: 9, vs. Belmont-Abbey, 11/28/04.
 Off. Rebs.: 5, at Cincinnati, 1/28/04.
 Def. Rebs.: 8, vs. Belmont-Abbey, 11/28/04.
 Assists: 12, vs. Belmont-Abbey, 11/28/04.
 Steals: 3, two times- Houston Baptist, 11/9/07; vs. Charlotte, 2/7/04.
 Blocks: 1, seven times.
 Minutes: 43, vs. Marquette, 2/12/05.

***CAREER NUMBERS**

Double-Doubles:	0
Points-Rebounds:	0
Points-Assists:	0
20+ point games:	0
10+ point games:	28
10+ assist games:	0
10+ rebound games:	0
5+ rebound games:	10
5+ assist games:	7
30+ minute games:	9
40+ minute games:	1

**Pitt career only*

2007-08 SEASON HIGHS

Points: 15, Oklahoma State, 12/15.
 Rebounds: 6, Houston Baptist, 11/9.
 Assists: 6, two times- at Washington, 12/8; Boston U, 11/27.
 Steals: 3, Houston Baptist, 11/9.
 Blocks: 1, three times.
 Minutes: 35, at Duquesne, 12/5.
**Combining his career at East Carolina and Pitt.*

MIKE COOK'S CAREER STATISTICS

OVERALL STATISTICS

SEASON	TEAM	GP-GS	MIN	TOTAL			3-POINTERS			REBOUNDS				PF-FO	Δ	TO	BLK	ST	PTS-AVG					
				FG-FGA	PCT	PCT	FG-FGA	PCT	PCT	FT-FTA	PCT	OFF-DEF	TOT-AVG											
2003-04	East Carolina	27-14	700	106	252	.421	8	41	.195	62	95	.653	29	65	94	3.5	55	3	85	80	2	18	282	10.4
2004-05	East Carolina	28-25	925	157	424	.370	30	95	.316	77	106	.726	29	83	112	4.0	59	1	84	111	5	24	421	15.0
2006-07	Pitt	37-37	940	138	277	.498	22	46	.478	89	129	.690	44	81	125	3.4	62	1	95	63	2	22	387	10.5
2007-08	Pitt	11-11	274	38	88	.432	8	23	.348	30	36	.833	9	22	31	2.8	16	0	29	20	3	6	114	10.4
	<i>Pitt Career</i>	<i>48-48</i>	<i>1214</i>	<i>176</i>	<i>365</i>	<i>.482</i>	<i>30</i>	<i>69</i>	<i>.435</i>	<i>119</i>	<i>165</i>	<i>.721</i>	<i>53</i>	<i>103</i>	<i>156</i>	<i>3.3</i>	<i>78</i>	<i>1</i>	<i>124</i>	<i>83</i>	<i>5</i>	<i>28</i>	<i>501</i>	<i>10.4</i>
	Career	103-87	2839	439	1041	.421	68	205	.332	258	366	.705	111	251	362	3.5	192	5	293	274	12	70	1204	11.7

BIG EAST STATISTICS

SEASON	TEAM	GP-GS	MIN	TOTAL			3-POINTERS			REBOUNDS				PF-FO	Δ	TO	BLK	ST	PTS-AVG					
				FG-FGA	PCT	PCT	FG-FGA	PCT	PCT	FT-FTA	PCT	OFF-DEF	TOT-AVG											
2006-07	Pitt	16-16	413	50	111	.450	8	19	.421	30	44	.682	16	32	48	3.0	32	1	46	30	1	6	138	8.6
	Career	16-16	413	50	111	.450	8	19	.421	30	44	.682	16	32	48	3.0	32	1	46	30	1	6	138	8.6



4 • RONALD RAMON

GUARD • 6-1 • 185 • SR • 3L • BRONX, N.Y./ALL HALLOWS

CAREER

- Played in 121 games with 56 starts.

2007-08

- Started all 23 games (12 at off guard, 11 at point guard).
- Since Levance Fields was sidelined with an injury, has contributed 61 assists and only 20 turnovers for an outstanding 3.05 assist:turnover ratio.
- Reached double figure scoring in eight games on season and double figure assists in one contest.
- Hit game-winning, buzzer beating 3-pointer from corner, scored eight points in 34

CAREER NUMBERS

Double-Doubles:	1
Points-Rebounds:	0
Points-Assists:	1
20+ point games:	2
10+ point games:	44
10+ assist games:	0
10+ rebound games:	0
5+ rebound games:	6
10+ assist games:	1
5+ assist games:	17
30+ minute games:	35
40+ minute games:	0

- minutes vs. West Virginia, 2/7.
- Scored 10 points (2-5 3FG) in 31 minutes vs. Villanova, 1/30.
- Dished out seven assists, grabbed six rebounds vs. Rutgers, 1/26.
- Scored 16 points (7-9 FT) with five rebounds, five assists and two steals in 31 minutes at St. John's, 1/23.
- Dished out a game-high eight assists with only two turnovers in a career-high tying 38 minutes at Cincinnati, 1/19.
- Scored a game-high 18 points (6-9 FG), hit 4-6 3-pointers and dished out four assists in 36 minutes vs. Georgetown, 1/14.
- Scored 14 points (5-11 FG), hit 4-8 3-pointers and dished out eight assists in 38 minutes vs. Seton Hall, 1/12.
- Dished out seven assists in 33 minutes at South Florida, 1/9.
- Registered his first career

- double-double with a career-high 10 assists, 11 points (3-4), hit 3-4 3-pointers with no turnovers and four rebounds in win over Lafayette, 1/2.
- Played a career-high 38 minutes vs. Duke, 12/20.
- Scored 10 points (2-5 3FG) with five assists and three steals in 34 minutes vs. Oklahoma State, 12/15.
- Finished with nine points in 32 minutes at Duquesne, 12/5.
- Tied a career-high with a 5-5 3-point performance, scored a season-high 15 points in 22 minutes vs. Boston U., 11/27.
- Scored 12 points on 4-5 3FG shooting vs. North Carolina A&T, 11/10.
- Started first career contest in 37 consecutive games in season opener vs. Houston Baptist, 11/9.

CAREER HIGHS

Points: 21, two times- Marquette, 1/21/07; at Rutgers, 1/8/05.
 FG made: 7, at Rutgers, 1/8/05.
 FG attempts: 14, at Wisconsin, 12/16/06.
 3FG Made: 5, three times- Boston, U, 11/27/07; vs. Western Michigan, 11/12/06; at Rutgers, 1/8/05.
 3FG attempts: 10, two times, Florida A&M, 12/30/06; at Wisconsin, 12/16/06.
 FT made: 7, two times- Marquette, 1/21/07; Rutgers, 1/18/06.
 FT attempts: 8, Marquette, 1/21/07.
 Rebounds: 7, vs. Wright State, 3/15/07.
 Off. Rebs.: 2, Howard, 11/20/04.
 Def. Rebs.: 6, vs. Wright State, 3/15/07.
 Assists: 10, Lafayette, 1/2/08.
 Steals: 5, at St. John's, 1/18/05.
 Blocks: 1, two times.
 Minutes: 38, four times- Rutgers, 1/26/08; at Cincinnati, 1/19/08; Seton Hall, 1/12/08; vs. Duke, 12/20/07.

2007-08 SEASON HIGHS

Points: 18, Georgetown, 1/14.
 Rebounds: 6, Rutgers, 1/26.
 Assists: 10, Lafayette, 1/2.
 Steals: 3, Oklahoma State, 12/15.
 Blocks: 0.
 Minutes: 38, four times- Rutgers, 1/26; at Cincinnati, 1/19; Seton Hall, 1/12; vs. Duke, 12/20.


RONALD RAMON'S CAREER STATISTICS

OVERALL STATISTICS

SEASON	TEAM	GP-GS	MIN	TOTAL			3-POINTERS			REBOUNDS				PF-FO	Δ	TO	BLK	ST	PTS-AVG					
				FG-FGA	PCT	PCT	FG-FGA	PCT	PCT	OFF-DEF	TOT-AVG													
2004-05	Pitt	28-4	732	62	171	.363	43	128	.336	24	31	.774	11	36	47	1.7	58	1	52	23	0	24	191	6.8
2005-06	Pitt	33-29	822	81	175	.463	49	118	.415	54	65	.831	7	39	46	1.4	60	0	73	34	1	22	265	8.0
2006-07	Pitt	37-0	884	97	209	.464	74	164	.451	59	68	.868	6	60	66	1.8	73	0	81	58	3	20	327	8.8
2007-08	Pitt	23-23	693	56	147	.381	37	102	.363	31	39	.795	10	48	58	2.5	43	0	90	35	2	16	180	7.8
	Career	121-56	3131	296	702	.422	203	512	.396	168	203	.828	34	183	217	1.8	234	1	296	150	6	82	963	8.0

BIG EAST STATISTICS

SEASON	TEAM	GP-GS	MIN	TOTAL			3-POINTERS			REBOUNDS				PF-FO	Δ	TO	BLK	ST	PTS-AVG					
				FG-FGA	PCT	PCT	FG-FGA	PCT	PCT	OFF-DEF	TOT-AVG													
2004-05	Pitt	15-0	410	34	91	.374	23	66	.348	17	23	.739	4	24	28	1.9	33	0	30	14	0	16	108	7.2
2005-06	Pitt	16-16	425	47	91	.516	32	63	.508	26	33	.788	5	21	26	1.6	28	0	35	22	0	9	152	9.5
2006-07	Pitt	16-0	393	40	86	.465	30	67	.448	38	43	.884	2	24	26	1.6	28	0	30	16	1	7	148	9.3
	Career	47-16	1228	121	268	.451	85	129	.426	81	99	.818	13	69	82	1.7	61	0	89	52	0	32	408	8.7



5 • TYRELL BIGGS

FORWARD • 6-8 • 240 • JR • 2L • NANUET, N.Y./DON BOSCO PREP (N.J.)

2007-08

- Played in all 23 games with one start (Toledo).
- Reached double figure scoring in four games on year and double figure rebounding in two.
- Grabbed six rebounds and scored four points vs. West Virginia, 2/7.
- Set career-highs for free throws made (8), free throw attempts (12), scored 14 points with four rebounds in 26 minutes vs. Villanova, 1/30.
- Finished with six points (3-7 FG) with five rebounds in a career-high tying 26 minutes at Cincinnati, 1/19.
- Scored seven points with three rebounds in 19 minutes vs.

- Georgetown, 1/14.
- Grabbed 10 rebounds including a career-high six defensive, scored eight points (4-7 FG) in 19 minutes vs. Seton Hall, 1/12.
- Grabbed seven rebounds (four offensive) in a career-high 26 minutes at South Florida, 1/9.
- Scored seven points (3-8 FG) with five rebounds (four offensive) in 23 minutes at Villanova, 1/6.
- Set or tied career-highs for points (19), field goals made (9), field goal attempts (11), blocked shots (2) and minutes played (26) in win over Lafayette, 1/2.
- Grabbed five offensive rebounds and scored six points in 22 minutes at Dayton, 12/29.
- Grabbed four rebounds (all four offensive) in 16 minutes vs. Duke, 12/20.
- Played 20 minutes with four points and four rebounds at Washington, 12/8.
- Set career-highs for rebounds (11), offensive rebounds (five) and defensive rebounds (six) and scored six points in 24 minutes of first career start vs. Toledo, 12/1.
- Finished with a career-high two blocks, six points (3-3 FG) in 19 minutes vs. Boston U., 11/27.
- Scored a career-high 12 points (4-5 FG) with four rebounds in a career-high 26 minutes played vs. Buffalo, 11/23.
- Scored 10 points (5-8 FG) with four rebounds in 22 minutes vs. Mississippi Valley State, 11/15.
- Played 23 minutes, scored six points and pulled down five rebounds vs. North Carolina A&T, 11/10.

CAREER HIGHS

Points: 19, Lafayette, 1/2/08.
 FG made: 9, Lafayette, 1/2/08.
 FG attempts: 11, Lafayette, 1/2/08.
 3FG made: 1, four times.
 3FG attempts: 3, USF, 1/7/07.
 FT made: 8, Villanova, 1/30/08.
 FT attempts: 12, Villanova, 1/30/08.
 Rebounds: 11, Toledo, 12/1/07.
 Off. Rebs.: 5, three times- Rutgers, 1/26/08; at Dayton, 12/29/07; Toledo, 12/1/07.
 Def. Rebs.: 6, two times- Seton Hall, 1/12/08; Toledo, 12/1/07.
 Assists: 3, Houston Baptist, 11/9/07.
 Steals: 2, Florida State, 11/24/06.
 Blocks: 2, five times- at St. John's, 1/23/08; Lafayette, 1/2/08; Boston U., 11/27/07; Duquesne, 12/6/06; Wisconsin, 12/31/05.
 Minutes: 26, five times- Villanova, 1/30/08; at Cincinnati, 1/19/08; at South Florida, 1/9; Lafayette, 1/2/08; Buffalo, 11/23/07.

CAREER NUMBERS

Double-Doubles:	0
Points-Rebounds:	0
Points-Assists:	0
20+ point games:	0
10+ point games:	8
10+ rebound games:	2
5+ rebound games:	12
5+ assist games:	0
30+ minute games:	0
40+ minute games:	0

2007-08 SEASON HIGHS

Points: 19, Lafayette, 1/2.
 Rebounds: 11, Toledo, 12/1.
 Assists: 3, Houston Baptist, 11/9.
 Steals: 1, four times.
 Blocks: 2, three times- at St. John's, 1/23; Lafayette, 1/2; Boston U., 11/27.
 Minutes: 26, four times- Villanova, 1/30/08; at Cincinnati, 1/19; at South Florida, 1/9; Lafayette, 1/2; Buffalo, 11/23.

TYRELL BIGGS' CAREER STATISTICS

OVERALL STATISTICS

SEASON	TEAM	GP-GS	MIN	TOTAL		3-POINTERS		FT-FTA		REBOUNDS				PF-FO	A	TO	BLK	ST	PTS-AVG					
				FG-FGA	PCT	FG-FGA	PCT	PCT	PCT	OFF-DEF	TOT-AVG													
2005-06	Pitt	31-0	254	23	59	.390	0	0	.000	10	13	.769	15	20	35	1.1	29	0	4	13	8	3	56	1.8
2006-07	Pitt	37-0	415	49	98	.500	4	15	.267	18	28	.643	22	46	68	1.8	55	1	24	17	5	8	120	3.2
2007-08	Pitt	23-1	483	57	122	.467	0	6	.000	29	47	.617	60	48	108	4.7	50	0	13	22	11	8	143	6.2
	Career	91-1	1152	129	279	.462	4	21	.190	57	88	.648	97	114	211	2.3	134	1	41	52	24	19	319	3.5

BIG EAST STATISTICS

SEASON	TEAM	GP-GS	MIN	TOTAL		3-POINTERS		FT-FTA		REBOUNDS				PF-FO	A	TO	BLK	ST	PTS-AVG					
				FG-FGA	PCT	FG-FGA	PCT	PCT	PCT	OFF-DEF	TOT-AVG													
2005-06	Pitt	16-0	96	7	26	.269	0	0	.000	8	10	.800	8	10	18	1.1	12	0	2	4	1	0	22	1.4
2006-07	Pitt	16-0	139	16	34	.471	3	8	.375	8	14	.571	9	15	24	1.5	23	1	7	9	1	1	43	2.7
	Career	32-0	235	23	60	.383	3	8	.375	16	24	.667	17	25	42	1.3	35	1	9	13	2	1	65	2.0



2 • LEVANCE FIELDS

GUARD • 5-10 • 190 • JR • 2L • BROOKLYN, N.Y./XAVIERIAN

CAREER

- Sidelined with factured left foot suffered during the Dayton game on 12/29.
- Started 49 consecutive games from Nov. 19, 2005-Dec. 29, 2007.

2007-08

- Preseason All-Big East honorable mention selection.
- Named Big East Player of the Week (Dec. 23) following his performance vs. Duke.
- Started 12 contests at point guard.
- Has stellar assist:turnover ratio of 2.83 (65 assists, 23 turnovers).
- Scored 13 points (4-10 FG) and hit 2-6 3-pointers in 22

minutes before injuring his foot with 15:45 left in the game at Dayton, 12/29.

- Hit game-winning fadeaway 3-pointer with 4.7 seconds in overtime, scored season-high 21 points (7-13 FG), hit 3-7 3-pointers and dished out four assists in 40 minutes vs. Duke, 12/20.
- Finished with 17 points (7-10 FG) with six assists in 33 minutes vs. Oklahoma State, 12/15.
- Scored a game-high 20 points (7-9 FG) with five rebounds in 36 minutes at Washington, 12/8.
- Scored 10 points with five rebounds and five assists in 35 minutes at Duquesne, 12/5.
- Finished with a career-high tying nine assists and five rebounds in 30 minutes vs.

Toledo, 12/1.

- Scored 11 points (5-7 FG) with eight assists in 24 minutes vs. Boston U., 11/27.
- Scored 15 points (6-10 FG) with seven assists and five rebounds in 22 minutes vs. Buffalo, 11/23.
- Earned Hispanic College Fund Challenge All-Tournament honors after averaging 9.7 points, 3.7 rebounds, 5.7 assists and finishing with a 4.25 assist:turnover ratio.
- Scored 16 points on 7-10 FG shooting, dished out six assists and grabbed four rebounds vs. Saint Louis, 11/11.
- Finished with five assists and no turnovers vs. North Carolina A&T, 11/10.
- Finished with six assists and five rebounds in season opener vs. Houston Baptist, 11/9.

CAREER HIGHS

Points: 24, at Syracuse, 1/4/07.
 FG made: 9, at Syracuse, 1/4/07.
 FG attempts: 15, at Syracuse, 1/4/07.
 3FG Made: 6, at Cincinnati, 1/24/07.
 3FG attempts: 8, at Marquette, 3/3/07.
 FT made: 8, two times- Washington, 2/17/07; Notre Dame, 1/4/06.
 FT attempts: 14, Notre Dame, 1/4/06.
 Rebounds: 9, at Marquette, 3/3/07.
 Off. Rebs.: 3, two times- vs. Bradley, 3/19/06; Cincinnati, 2/12/06.
 Def. Rebs.: 8, at Auburn, 12/3/06.
 Assists: 9, three times- Toledo, 12/1/07; vs. Wright State, 3/15/07; vs. Western Michigan, 11/12/06.
 Blocks: 1, two times.
 Steals: 4, at Syracuse, 1/4/07.
 Minutes: 41, vs. Oklahoma State, 12/21/06.

CAREER NUMBERS

Double-Doubles:	0
Points-Rebounds:	0
Points-Assists:	0
20+ point games:	4
10+ point games:	36
10+ assist games:	0
10+ rebound games:	0
5+ rebound games:	16
5+ assist games:	30
30+ minute games:	31
40+ minute games:	2

2007-08 SEASON HIGHS

Points: 21, vs. Duke, 12/20.
 Rebounds: 5, four times- at Washington, 12/8; at Duquesne, 12/5; MSVU, 11/15; Houston Baptist, 11/9.
 Assists: 9, Toledo, 12/1.
 Steals: 3, Houston Baptist, 11/9.
 Blocks: 0.
 Minutes: 40, vs. Duke, 12/20.


LEVANCE FIELDS' CAREER STATISTICS

OVERALL STATISTICS

SEASON	TEAM	GP-GS	MIN	TOTAL		3-POINTERS		FT-FTA		REBOUNDS		PF-FO	Δ	TO	BLK	ST	PTS-AVG							
				FG-FGA	PCT	FG-FGA	PCT	PCT	PCT	OFF-DEF	TOT-AVG													
2005-06	Pitt	33-4	715	77	157	.490	32	74	.432	38	57	.667	15	53	68	21	27	0	73	37	1	26	224	6.8
2006-07	Pitt	37-37	1094	112	272	.412	52	146	.356	63	83	.759	19	115	134	3.6	49	2	169	70	1	39	339	9.2
2007-08	Pitt	12-12	346	52	116	.448	15	50	.300	24	34	.706	7	39	46	3.8	11	0	65	23	0	15	143	11.9
	Career	82-53	2155	241	545	.442	99	270	.367	125	174	.718	41	207	248	3.0	87	2	307	130	2	80	706	8.6

BIG EAST STATISTICS

SEASON	TEAM	GP-GS	MIN	TOTAL		3-POINTERS		FT-FTA		REBOUNDS		PF-FO	Δ	TO	BLK	ST	PTS-AVG							
				FG-FGA	PCT	FG-FGA	PCT	PCT	PCT	OFF-DEF	TOT-AVG													
2005-06	Pitt	16-0	331	33	72	.458	12	36	.333	18	28	.643	5	23	28	1.8	17	0	34	19	0	14	96	6.0
2006-07	Pitt	16-16	489	53	121	.438	26	69	.377	31	40	.775	10	48	58	3.6	27	2	65	31	1	17	163	10.2
	Career	32-0	820	86	193	.446	38	105	.362	49	68	.720	15	71	86	2.7	44	2	99	50	1	31	259	8.1



23 • SAM YOUNG

FORWARD • 6-6 • 215 • JR • 2L • CLINTON, MD./HARGRAVE MILITARY ACADEMY/FRIENDLY H.S.

CAREER

- Played in 93 career games with 28 starts.
- Scored over 20 points in 10 career games.
- Reached double figure scoring in 30 of his last 34 games played.

2007-08

- Wooden Award candidate (one of nation's top-30 players).
- Naismith Award candidate (one of nation's top-30 players).
- Big East Most Valuable Player and Big East Improved Player Award candidate.
- Started all 23 contests at power forward.
- Three double-doubles on year.
- Scored over 20 points in eight games on season.
- Reached double figure scoring in 22 of Pitt's 23 games and double figure rebounding in three.
- Finished with a team-high 18 points (7-21 FG) with a career-high 21 field goals at Connecticut, 2/2.
- Set a career-high with four blocked shots, led Pitt with 15

CAREER NUMBERS

Double-Doubles:	5
Points-Rebounds:	5
Points-Assists:	0
20+ point games:	10
10+ point games:	50
10+ assist games:	0
10+ rebound games:	5
5+ rebound games:	41
5+ assist games:	0
30+ minute games:	20
40+ minute games:	0

- points, grabbed eight rebounds vs. Villanova, 1/30.
- Finished with 11 points, seven rebounds and three assists vs. Rutgers, 1/26.
- Scored a team-high 26 points (10-17 FG), hit 3-6 3-pointers, grabbed four rebounds and finished with three assists at St. John's, 1/23.
- Scored a game-high 24 points (9-20 FG) and reached or tied career highs for field goal attempts (20) and minutes played (38) at Cincinnati, 1/19.
- Led Pitt with a career-high 28 points (9-16 FG), hit a career-high 4-4 3-pointers, grabbed eight rebounds and dished out a career-high three assists in 36 minutes vs. Seton Hall, 1/12.
- Led Pitt with 22 points (9-13 FG) with four rebounds in 28 minutes at South Florida, 1/9.
- Led Pitt with 16 points (7-13 FG) including 10 first half points and five rebounds in 30 minutes at Villanova, 1/6.
- Finished with 19 points (7-13 FG), seven rebounds and two blocks in 30 minutes vs. Lafayette, 1/2.
- Scored team-high 15 points (5-17 FG) with seven rebounds in 32 minutes at Dayton, 12/29.
- Hit several key shots down the stretch, scored 17 points (7-16 FG) with seven rebounds in a career-high 38 minutes vs. Duke, 12/20.
- Reached double figure scoring for the 10th time on the year with 15 points (6-6 FT) in 35 minutes vs. Oklahoma State, 12/15.
- Finished with 14 points in 28 minutes at Washington, 12/8.
- Finished with a game-high 23 points (7-14 FG) and 3-5 on 3-

- pointers including 16 in the second half and five rebounds in a career-high 36 minutes at Duquesne, 12/5.
- Registered third double-double of the year with 17 points (7-14 FG) and a career-high tying 12 rebounds in 30 minutes vs. Toledo, 12/1.
- Scored 14 points (5-8 FG) with four rebounds and two steals vs. Boston U., 11/27.
- Scored 20 points (8-11 FG) with eight rebounds and career-highs of four steals and three blocks vs. Buffalo, 11/23.
- Named the Big East Player of the Week (Nov. 19) after averaging 18.8 points, 9.8 rebounds and shooting 65.2 percent (30-46) from the floor.
- Led Pitt with his fourth career double-double (17 points, 6-9 FG) and a career-high tying 12 rebounds in only 23 minutes vs. Mississippi Valley State, 11/15.
- Earned Hispanic College Fund Challenge Tournament Most Valuable Player honors after he averaged 19.3 points, 9.0 rebounds, shot .649 (24-37) from the floor, and .556 (5-9) from 3-point range in the three contests.
- Scored 12 points and grabbed seven rebounds in a career-high 32 minutes vs. Saint Louis, 11/11.
- Finished with his third career double-double performance with a career-high 24 points and 11 rebounds and set or tied career-highs for points (24), field goals made (10), 3-pointers made (4) steals vs. North Carolina A&T, 11/10.
- Scored 22 points (10-15 FG) with nine rebounds in 22 minutes of season opener vs. Houston Baptist, 11/9.

CAREER HIGHS

Points: 28, Seton Hall, 1/12/08.
 FG made: 10, four times- at St. John's, 1/23/08; North Carolina A&T, 11/10/07; Houston Baptist, 11/9/07; at West Virginia, 2/7/07.
 FG attempts: 21, at Connecticut, 2/2/08.
 3FG Made: 4, two times- Seton Hall, 1/12/08; North Carolina A&T, 11/10/07.
 3FG attempts: 6, two times- at St. John's, 1/23/08; North Carolina A&T, 11/10/07.
 FT made: 8, Seton Hall, 1/12/08.
 FT attempts: 12, two times- Seton Hall, 1/12/08; vs. VCU, 3/17/07.
 Rebounds: 12, three times- Toledo, 12/1/07; Mississippi Valley State, 11/15/07; vs. Notre Dame, 1/4/06.
 Off. Rebs.: 6, at South Carolina, 12/28/05.
 Def. Rebs.: 9, vs. Notre Dame, 1/4/06.
 Assists: 3, five times- last vs. Rutgers, 1/26/08.
 Steals: 4, two times- Buffalo, 11/23/07; North Carolina A&T, 11/10/07.
 Blocks: 4, Villanova, 1/30/08.
 Minutes: 38, two times- at Cincinnati, 1/19/08; vs. Duke, 12/20/07.

2007-08 SEASON HIGHS

Points: 28, Seton Hall, 1/12.
 Rebounds: 12, two times- Toledo, 12/1; MSVU, 11/15.
 Assists: 3, three times- Rutgers, 1/26; at St. John's, 1/23; Seton Hall, 1/12.
 Steals: 4, two times- Buffalo, 11/23; NCAT, 11/10.
 Blocks: 4, Villanova, 1/30/08.
 Minutes: 38, two times- at Cincinnati, 1/19; vs. Duke, 12/20.


SAM YOUNG'S CAREER STATISTICS

OVERALL STATISTICS

SEASON	TEAM	GP-GS	MIN	TOTAL		3-POINTERS		REBOUNDS				PF-FO	Δ	TO	BLK	ST	PTS-AVG							
				FG-FGA	PCT	FG-FGA	PCT	FT-FTA	PCT	OFF-DEF	TOT-AVG													
2005-06	Pitt	33-3	672	98	188	.521	4	21	.190	61	88	.693	59	85	144	4.4	45	0	28	50	20	22	261	7.9
2006-07	Pitt	37-2	637	103	225	.458	13	42	.310	46	77	.597	47	64	111	3.0	60	1	25	42	17	21	265	7.2
2007-08	Pitt	23-23	721	152	308	.494	27	65	.415	77	112	.688	55	101	156	6.8	45	0	24	54	22	19	408	17.7
	Career	93-28	2030	353	721	.490	44	128	.344	184	277	.664	161	250	411	4.4	150	1	77	146	59	62	934	10.0

BIG EAST STATISTICS

SEASON	TEAM	GP-GS	MIN	TOTAL		3-POINTERS		REBOUNDS				PF-FO	Δ	TO	BLK	ST	PTS-AVG							
				FG-FGA	PCT	FG-FGA	PCT	FT-FTA	PCT	OFF-DEF	TOT-AVG													
2005-06	Pitt	16-0	322	43	91	.473	1	10	.100	36	54	.667	30	45	75	4.7	15	0	10	21	9	6	123	7.7
2006-07	Pitt	16-2	282	41	95	.432	7	18	.389	12	21	.571	21	29	50	3.1	23	0	9	20	7	9	101	6.3
	Career	32-2	604	84	186	.452	8	28	.286	48	75	.640	51	74	125	3.9	38	0	19	41	16	15	224	7.0



II • GILBERT BROWN

GUARD/FORWARD • 6-6 • 200 • FR • RS • HARRISBURG, PA./SOUTH KENT PREP (CONN.)

CAREER

- Played in 26 career games with 12 starts.
- Earned medical hardship for 2006-07 season after suffering several injuries.

2007-08

- Played in 23 games with 12 starts.
- Reached double figure scoring in six games on year.
- Registered 10 points (3-7 FG) in a career-high 35 minutes at Connecticut, 2/2.
- Scored nine points (3-3 FG) with four rebounds in 26 minutes vs. Villanova, 1/30.
- Finished with seven points (3-4 FG) in 23 minutes at St. John's 1/23.

- Scored eight points (4-4 FT) with four rebounds in 32 minutes at Cincinnati, 1/19.
- Played 31 minutes with four rebounds and three assists vs. Georgetown, 1/14.
- Scored 10 points (4-7 FG), converted 2-4 3-pointers and finished with a career-high tying four assists at South Florida, 1/9.
- Finished with 10 points (3-5 FG), hit 3-4 free throws with four rebounds and career-highs for blocked shots (3) and minutes played (33) at Villanova, 1/6.
- Scored in double figures for the third time on season with 10 points (2-4 3FG) in 24 minutes vs. Lafayette, 1/2.
- Made first career start and played a career-high 26 minutes at Dayton, 12/29.
- Finished with a career-high seven rebounds in a career-high 23 minutes vs. Duke, 12/20.
- Scored six points (3-5 FG) with four rebounds in 15 minutes vs. Toledo, 12/1.
- Finished with 10 points (3-6 FG), hit 4-4 free throws and finished with four assists in 20 minutes vs. Buffalo, 11/23.
- Scored a career-high 12 points (4-4 FG), hit 2-2 3-pointers and grabbed four rebounds in 17 minutes off the bench vs. Mississippi Valley State, 11/15.
- Hit two 3-pointers and scored six points in 15 minutes vs. Saint Louis, 11/10.
- Grabbed a career-high four rebounds vs. Houston Baptist, 11/9.

CAREER HIGHS

Points: 16, Rutgers, 1/26/08.
 FG made: 6, Rutgers, 1/26/08.
 FG attempts: 11, Rutgers, 1/26/08.
 3FG Made: 2, five times- Rutgers, 1/26/08; at South Florida, 1/9/08; Lafayette, 1/2/08; Mississippi Valley State, 11/15/07; Saint Louis, 11/11/07.
 3FG attempts: 5, Rutgers, 1/26/08.
 FT made: 4, three times- at Connecticut, 1/2/08; at Cincinnati, 1/19/08; Buffalo, 11/23/07.
 FT attempts: 7, at Connecticut, 2/2/08.
 Rebounds: 7, vs. Duke, 12/20/07.
 Off. Rebs.: 3, two times, at Dayton, 12/29/07; Buffalo, 11/23/07.
 Def. Rebs.: 5, vs. Duke, 12/20/07.
 Assists: 4, two times- at South Florida, 1/9/08; Buffalo, 11/23/07.
 Steals: 2, two times- vs. Duke, 12/20/07; at Duquesne, 12/5/07.
 Blocks: 3, at Villanova, 1/6/08.
 Minutes: 35, at Connecticut, 2/2/08.

2007-08 SEASON HIGHS

Points: 16, Rutgers, 1/26.
 Rebounds: 7, vs. Duke, 12/20.
 Assists: 4, two times- at South Florida, 1/9; Buffalo, 11/23.
 Steals: 2, vs. Duke, 12/20; at Duquesne, 12/5.
 Blocks: 3, at Villanova, 1/6.
 Minutes: 35, at Connecticut, 2/2.

GILBERT BROWN'S CAREER STATISTICS

OVERALL STATISTICS

SEASON	TEAM	GP-GS	MIN	TOTAL			3-POINTERS			REBOUNDS				PF-FO	Δ	TO	BLK	ST	PTS-AVG			
				FG-FGA	PCT	PCT	FG-FGA	PCT	PCT	FT-FTA	PCT	OFF-DEF	TOT-AVG									
2006-07	Pitt	3-0	13	1	4	.250	0	1	.000	0	0	.000	1	1	2	0.7	1	0	0	2	0.7	
2007-08	Pitt	23-12	508	50	109	.459	15	51	.294	28	38	.737	22	46	68	3.0	39	20	8	18	143	6.2
	Totals	26-12	521	51	113	.451	15	52	.288	28	38	.737	23	47	70	2.7	40	20	8	18	145	5.6

BIG EAST STATISTICS

SEASON	TEAM	GP-GS	MIN	TOTAL			3-POINTERS			REBOUNDS				PF-FO	Δ	TO	BLK	ST	PTS-AVG		
				FG-FGA	PCT	PCT	FG-FGA	PCT	PCT	FT-FTA	PCT	OFF-DEF	TOT-AVG								
2006-07	Pitt	0-0	0	0	0	.000	0	0	.000	0	0	.000	0	0	0	0.0	0	0	0	0	0.0



50 • CASSIN DIGGS

CENTER • 6-10 • 270 • JR • TR • WILLIAMSPORT, PA./CLOUD COUNTY C.C./BRIDGTON ACADEMY (MASS.)

2007-08

- Has been sidelined with a hip strain/groin pull.
- Played in nine games on season.
- Grabbed four rebounds (all offensive) in seven minutes vs. Boston U., 11/27.

- Finished with four points (2-2 FG) and three rebounds in 12 minutes vs. Mississippi Valley State, 11/15.
- Scored six points (3-3 FG) with four rebounds in nine minutes off the bench vs. North Carolina A&T, 11/10.
- Scored four points (2-3 FG) with four rebounds in 17 minutes in career debut vs. Houston Baptist, 11/9.

CAREER HIGHS

Points: 6, North Carolina A&T, 11/10/07.
 FG made: 3, North Carolina A&T, 11/10/07.
 FG attempts: 3, North Carolina A&T, 11/10/07.
 3FG Made: 0.
 3FG attempts: 0.
 FT made: 0.
 FT attempts: 2, Saint Louis, 11/11/07.
 Rebounds: 4, three times- Boston, U., 11/27/07; North Carolina A&T, 11/10/07; Houston Baptist, 11/9/07.
 Off. Rebs.: 4, Boston U., 11/27/07.
 Def. Rebs.: 1 two times.
 Assists: 1, Houston Baptist, 11/9/07.
 Steals: 0.
 Blocks: 1, two times.
 Minutes: 17, Houston Baptist, 11/9/07.



22 • BRAD WANAMAKER

GUARD • 6-4 • 200 • FR • HS • PHILADELPHIA, PA./ROMAN CATHOLIC H.S.


2007-08

- Played in 20 games off the bench at guard.
- Scored a career-high tying seven points (3-4 FG) with two assists in 23 minutes vs. West Virginia, 2/7.
- Scored four points (2-5 FG) in 12 minutes vs. Rutgers, 1/26.
- Saw action in 12 minutes at St. John's, 1/23.
- Played nine minutes at Cincinnati, 1/19.

- Saw action in 11 minutes vs. Seton Hall.
- Played 10 minutes with three assists at South Florida, 1/9.
- Played 12 minutes at Villanova, 1/6.
- Played in a career-high 23 minutes, scored five points (2-3 FG) with two assists and two rebounds vs. Lafayette, 1/2.
- Played 15 minutes off the bench at Dayton, 12/29.
- Finished with six points (3-5 FG) in eight minutes vs. Toledo, 12/1.
- Scored seven points (3-5 FG) with four assists in 17 minutes vs. Mississippi Valley State, 11/15.
- Finished with four points, three assists in 12 minutes vs. North Carolina A&T, 11/10.
- Dished out eight assists, scored four points and grabbed four rebounds in 19 minutes of career debut vs. Houston Baptist, 11/9. The eight assists rank as the second highest total in a freshman debut game since Sean Miller dished out 10 assists on Nov. 28, 1987.

CAREER HIGHS

Points: 7, two times- West Virginia, 2/7/08; Mississippi Valley State, 11/15/07.
 FG made: 3, three times- West Virginia, 2/7/08; Toledo, 12/1/07; Mississippi Valley State, 11/9/07.
 FG attempts: 6, Houston Baptist, 11/9.
 3FG Made: 1, three times- last West Virginia, 2/7/08.
 3FG attempts: 2, four times..
 FT made: 2, Houston Baptist, 11/9/07.
 FT attempts: 3, Houston Baptist, 11/9/07.
 Rebounds: 4, Houston Baptist, 11/9/07.
 Off. Rebs.: 1, two times.
 Def. Rebs.: 3, Houston Baptist, 11/9/07.
 Assists: 8, Houston Baptist, 11/9/07.
 Steals: 2, two times- Buffalo, 11/23/07; North Carolina A&T, 11/10/07.
 Blocks: 0.
 Minutes: 23, two times- West Virginia, 2/7/08; Lafayette, 1/2/08.




52 • GARY MCGHEE

CENTER • 6-10 • 255 • FR • HS • ANDERSON, IND./HIGHLAND SENIOR H.S.

2007-08

- Played in 13 games and 70 minutes on season.

- Scored four points (2-4 FT) in seven minutes vs. West Virginia, 2/7.
- Grabbed three rebounds in seven minutes at Connecticut, 2/2.
- Scored three points at St. John's, 1/23.
- Scored a career-high six points (3-5 FG) with a career-high four rebounds in a productive first half and total of 12 minutes at South Florida, 1/9.
- Scored first career field goal with three rebounds in four minutes vs. Boston U., 11/27.
- Grabbed three rebounds in nine minutes vs. Mississippi Valley State, 11/15.
- Saw action in four minutes with one offensive rebound in career debut vs. North Carolina A&T, 11/10.



40 • MAURICE POLEN

FORWARD • 6-5 • 245 • JR* • IL • PHILADELPHIA, PA./WEST PHILADELPHIA H.S.


CAREER

- Awarded a full academic scholarship in January, 2008.
- Former walk-on who has seen action in 18 career games.
- Senior academically.

2007-08

- Has seen action in seven games.
- Hit jumper in one minute vs. Seton Hall, 1/12.

- Saw action in two minutes with two rebounds vs. Buffalo, 11/23.
- Played two minutes vs. Mississippi Valley State, 11/15.
- Played two minutes vs. Houston Baptist, 11/9.



0 • AUSTIN WALLACE

CENTER • 6-9 • 230 • FR • RS • BRONX, N.Y./LASALLE ACADEMY


CAREER

- Redshirted the 2006-07 season.

2007-08

- Out for the season. Underwent surgery to repair a fractured patella (left kneecap) on Dec. 14, 2007.
- Saw action in four games.
- Played four minutes vs. Buffalo, 11/23.

- Scored two points in four minutes vs. Mississippi Valley State, 11/15.
- Grabbed two rebounds, made a steal in three minutes of career debut vs. Houston Baptist, 11/9.



24 • TIM FRYE

GUARD • 6-4 • 190 • FR • HS • MARS, PA./MARS H.S.

2007-08

- Walk-on who has played in seven games on season.
- Saw action vs. Lafayette, Boston U., Buffalo, Mississippi

- Valley State, Houston Baptist at St. John's.
- Hit 3-pointer in two minutes at St. John's, 1/23.

- Hit 3-pointer in two minutes vs. Lafayette, 1/2.
- Hit first career field goal (3-pointer) vs. Houston Baptist, 11/9.

No. 22 PITT 103, HOUSTON BAPTIST 62

November 9, 2007 • Petersen Events Center • Pittsburgh, Pa.

Pitt jumped out to a 13-0 lead from the opening tip to register its first win in the Hispanic College Fund Challenge and 11th consecutive win on opening day...Pitt's 59 rebounds set a school record...DeJuan Blair made his first career start and became the first Pitt freshman to start on opening day since Ronald Ramon on Nov. 11, 2004...Blair's double-double represents the first double-double in a debut game since Sean Miller accomplished the feat on Nov. 28, 1987...His 20 points and 14 rebounds both ranked second among Pitt freshman debut totals: Ricardo Greer (21 points in 1997) and Sam Cancy (16 rebounds in 1977) remain the records...Keith Benjamin's 16 points tied a career-high...Pitt set or tied several Petersen Events Center records: points (103), field goals made (42), field goal attempts (92), 3-point attempts (34), assists (31), steals (16)...Pitt is 67-33 in season openers.

HOUSTON BAPTIST 62 (1-2)

Player	tot-fg		3-pt		rebounds				pf	tp	a	to	blk	s	min	
	fg	fga	fg	fga	of	dc	tot									
JUDGE, Demetrus-f	1	2	0	0	1	2	3	1	2	0	3	0	0	21		
PATEL, Timur-f	4	8	0	0	2	0	3	2	9	0	5	2	0	24		
MORRIS, Sean-g	2	9	1	4	3	2	7	9	1	8	3	1	0	24		
SAULS, Baron-g	5	12	1	3	2	2	2	0	13	5	4	0	2	31		
PUZYK, Andrew-g	3	10	1	5	1	1	0	1	8	1	1	0	0	21		
ATANG, Joe	0	1	0	0	0	0	0	1	0	1	0	0	0	4		
HINNEKAMP, Fred	0	1	0	0	4	0	0	0	1	4	0	0	0	8		
SANDERS, Jimmy	0	1	0	1	0	1	0	2	1	0	0	0	0	8		
HAVARD, Jeremy	2	4	0	1	0	0	1	1	4	4	0	3	0	13		
AMEND, Kevin	3	4	2	2	0	0	1	1	1	8	0	3	0	17		
SIMON, Ricky	1	4	1	3	0	0	1	1	3	3	1	1	0	15		
POJAH, Jeremiah	0	2	0	0	0	0	1	1	0	0	0	0	0	6		
DILLON, Andy	1	3	0	1	1	1	2	0	3	1	1	0	0	8		
TEAM					2	4	6									
Totals.....	22	61	6	20	12	14	8	24	32	16	62	12	22	3	5	200

Percentages: FG%: 36.1%; 3FG%: 30.0%; FT%: 85.7%.

PITT (1-0)

Player	tot-fg		3-pt		rebounds				pf	tp	a	to	blk	s	min	
	fg	fga	fg	fga	of	dc	tot									
YOUNG, Sam-f	10	15	0	0	2	2	4	6	0	22	1	2	0	1	22	
COOK, Mike-f	5	12	1	3	2	2	4	6	0	13	2	1	0	3	20	
BLAIR, DeJuan-f	9	11	0	0	2	2	10	4	14	1	20	2	1	1	19	
FIELDS, LeVance-g	2	9	2	8	0	0	5	5	1	6	6	2	0	3	20	
RAMON, Ronald-g	3	11	2	8	0	0	1	1	2	2	8	4	1	0	17	
WALLACE, Austin	0	2	0	0	0	0	2	0	2	1	0	0	0	1	3	
BENJAMIN, Keith	6	11	4	8	0	0	1	4	5	1	16	2	3	0	21	
BIGGS, Tyrell	2	5	0	0	1	3	2	1	3	3	5	3	0	0	18	
BROWN, Gilbert	1	6	0	4	0	0	2	2	4	2	2	0	0	1	20	
WANAMAKER, Brad	1	6	0	2	2	3	1	3	4	2	4	8	2	0	19	
FRYE, Tim	1	1	1	1	0	0	0	0	0	0	3	0	0	0	2	
POLLEN, Maurice	0	0	0	0	0	0	0	0	0	0	0	0	0	0	2	
DIGGS, Cassin	2	3	0	0	0	0	3	1	4	3	4	1	1	1	17	
TEAM					0	1	0	1								
Totals.....	42	92	10	34	9	12	27	32	59	16	103	31	13	3	16	200

Percentages: FG%: 45.7%; 3FG%: 29.4%; FT%: 75.0%.

Officials: Pat Driscoll (R), Jeff Clark, Michael Stephens; Technical fouls: None. Attendance: 9072

Score by Periods	1st	2nd	Total
Houston Baptist	21	41	62
Pitt	48	55	103

No. 22 PITT 69, SAINT LOUIS 58

November 11, 2007 • Petersen Events Center • Pittsburgh, Pa.

Pitt captured the Hispanic College Fund Challenge title...Pitt led for the full 40 minutes with its largest lead of 15 points (59-44) with 4:50 to go...An 8-0 run midway through the second half keyed by a Gilbert Brown 3-pointer and two DeJuan Blair jumpers...Sam Young was named Tournament MVP while DeJuan Blair and LeVance Fields earned all-tournament honors...Pitt began a season at 3-0 for the 10th consecutive year...Pitt won its 22nd consecutive home game against a non-conference opponent and improved to 50-1 vs. non-conference opponents at the Petersen Events Center.

SAINT LOUIS 58 (2-1)

Player	tot-fg		3-pt		rebounds				pf	tp	a	to	blk	s	min	
	fg	fga	fg	fga	of	dc	tot									
EBERHARDT, Barry-f	6	8	0	1	0	0	1	2	3	2	12	0	4	0	31	
MEYER, Luke-f	3	8	2	4	2	2	0	4	4	4	10	2	1	0	32	
HUSAK, Bryce-c	1	3	0	0	0	0	0	3	3	2	2	1	1	0	20	
LISCH, Kevin-g	5	11	2	5	1	1	2	3	5	3	13	4	2	0	38	
LIDDELL, Tommie-g	3	9	0	2	1	1	0	5	5	1	7	4	4	1	36	
POLK, Dwayne	2	3	0	0	0	0	0	1	1	2	4	2	0	0	24	
ECKERLE, Paul	3	4	2	3	0	0	0	1	1	1	8	2	1	0	12	
RELPHORDE, Marcus	1	2	0	0	0	0	0	0	1	2	0	0	0	1	6	
KNOLLMEYER, Adam	0	0	0	0	0	0	0	0	0	1	0	0	0	0	1	
TEAM					1	1	2	1								
Totals.....	24	48	6	15	4	4	4	20	24	17	58	15	14	1	3	200

Percentages: FG%: 50.0%; 3FG%: 40.0%; FT%: 100%.

PITT 69 (3-0)

Player	tot-fg		3-pt		rebounds				pf	tp	a	to	blk	s	min	
	fg	fga	fg	fga	of	dc	tot									
YOUNG, Sam-f	4	8	1	3	3	7	0	7	7	2	12	0	1	2	1	32
COOK, Mike-f	2	6	0	1	2	2	2	0	2	2	6	2	1	0	25	
BLAIR, DeJuan-c	8	15	0	0	0	5	3	8	1	16	0	3	0	3	30	
FIELDS, LeVance-g	7	10	1	1	1	3	0	4	4	1	16	6	2	0	34	
RAMON, Ronald-g	2	3	0	1	2	2	1	0	1	2	6	3	0	0	27	
BENJAMIN, Keith	0	2	0	1	0	0	0	0	0	0	0	0	0	1	16	
BIGGS, Tyrell	2	6	0	0	1	2	3	1	4	0	5	0	0	0	17	
BROWN, Gilbert	2	3	2	2	0	0	0	0	0	1	6	0	0	0	15	
WANAMAKER, Brad	1	1	0	0	0	0	1	0	1	0	2	0	0	1	3	
DIGGS, Cassin	0	1	0	0	0	2	1	0	1	0	0	0	0	0	1	
TEAM					2	3	5									
Totals.....	28	55	4	9	9	18	13	20	33	9	69	11	8	2	7	200

Percentages: FG%: 50.9%; 3FG%: 44.4%; FT%: 50.0%.

Officials: Mike Kits (R), Wally Rutecki, John Cahill; Technical fouls: None. Attendance: 8231

Score by Periods	1st	2nd	Total
Saint Louis	21	37	58
Pitt	27	42	69

No. 22 PITT 88, NORTH CAROLINA A&T 61

November 10, 2007 • Petersen Events Center • Pittsburgh, Pa.

Sam Young set or tied career-highs for points (24), field goals made (10), 3-point field goals made (4) and steals (4) in leading Pitt to its second win in the Hispanic College Fund Challenge...Young sparked the Panthers in the first half, scoring 17 of his 24 points on 7-9 shooting and 3-4 3-point shooting...Pitt went on a 16-0 run to grab a 34-17 lead with 4:23 to go in the first half...Pitt won its 21st consecutive home game against a non-conference opponent and improved to 49-1 vs. non-conference opponents at the Petersen Events Center...Pitt improved to 17-0 all-time vs. MEAC schools and 3-0 vs. North Carolina A&T...Jamie Dixon improved to 20-0 in November games.

NORTH CAROLINA A&T 61 (0-2)

Player	tot-fg		3-pt		rebounds				pf	tp	a	to	blk	s	min	
	fg	fga	fg	fga	of	dc	tot									
WILLS, Jason-f	4	8	0	0	0	1	4	2	6	1	8	2	1	0	23	
JONES, Ed-f	3	8	1	2	2	3	2	1	3	1	9	2	1	0	23	
PORTER, James-c	1	2	0	0	0	0	0	0	0	2	2	0	2	0	14	
ERWIN, Austin-g	0	3	0	3	0	0	0	0	0	0	0	1	1	0	17	
FERNANDEZ, Angelo-g	1	1	0	0	0	0	0	2	2	0	2	2	0	3	13	
RUSH, Steven	2	6	1	4	8	8	0	1	1	1	13	0	2	0	19	
NELSON, Glenn	0	8	0	4	0	0	0	3	3	2	0	2	4	0	21	
CHAPLIN, Trhern	1	4	0	2	1	2	0	3	3	3	3	0	1	0	14	
ALSTON, Tavarus	1	2	1	1	0	0	0	0	0	0	3	0	0	0	3	
GREGG, Patrick	2	2	0	0	1	1	1	0	1	0	1	0	5	0	10	
SHEPHERD, Kam	1	1	0	0	0	0	1	0	1	0	2	0	0	0	4	
COLEMAN, Thomas	1	1	0	0	1	2	1	3	4	1	3	1	2	0	17	
WILSON, Nicholas	3	6	1	3	0	0	1	0	1	2	7	1	1	0	14	
JOHNSON, Robert	2	2	0	0	0	0	0	1	1	0	4	0	1	0	10	
TEAM					1	1	2									
Totals.....	22	54	4	19	13	17	11	17	28	13	61	11	18	1	8	200

Percentages: FG%: 40.7%; 3FG%: 21.1%; FT%: 76.5%.

PITT 88 (2-0)

Player	tot-fg		3-pt		rebounds				pf	tp	a	to	blk	s	min	
	fg	fga	fg	fga	of	dc	tot									
YOUNG, Sam-f	10	14	4	6	0	0	4	7	11	2	24	0	3	1	4	30
COOK, Mike-f	4	6	1	2	4	5										

5

No. 17 PITT 92, BUFFALO 45

November 23, 2007 • Petersen Events Center • Pittsburgh, Pa.

Trailing 4-0, Pitt scored 22 consecutive points to take command of the game...Pitt led by as many as 51 points late in the second half...Pitt improved to 8-1 all-time vs. Buffalo...Pitt's 16 steals tied a Petersen Events Center and Jamie Dixon Era record...Pitt improved to 5-0 for the eighth straight year...The 47-point win was the largest in Petersen Events Center history and tied for the ninth largest victory in school history...Keith Benjamin (17 points) and Tyrell Biggs (12 points) both registered career-highs for scoring.

BUFFALO 45 (2-3)

Player	tot-fg		3-pt		rebounds					tp	a	to	blk	s	min
	fg	fga	fg	fga	of	dc	tot	pf							
GAMBLE, Greg-f	0	3	0	0	1	0	1	1	0	4	2	0	1	1	19
BOUDREAU, Max-f	4	5	0	0	1	2	0	1	2	9	2	0	0	1	14
FEDOTOV, Vadim-c	6	12	0	0	1	2	2	4	3	15	1	2	0	0	31
ROBINSON, Andy-g	0	1	0	1	0	0	0	0	1	0	0	3	0	1	10
PIERCE, Rodney-g	1	5	1	4	0	0	0	3	3	3	1	0	0	0	19
MULKEY, Byron	2	2	0	0	0	0	0	2	4	1	3	0	0	1	11
SMILEY, Sean	2	11	2	8	0	0	1	2	3	2	6	0	2	2	17
BOYER, John	0	1	0	1	0	0	0	2	4	0	2	2	0	1	13
BETTS, Calvin	2	6	1	5	0	0	0	6	2	5	1	7	0	0	32
ALSTON, Jawaan	1	4	0	0	1	2	0	1	1	3	3	0	1	0	13
LALLEY, Adekambi	0	4	0	0	0	0	1	1	2	1	0	1	3	1	13
ADDISON, Brian	1	2	0	0	0	0	2	1	3	0	2	0	0	0	8
TEAM							3	0	3						
Totals.....	19	56	4	19	3	6	10	19	29	21	45	13	25	1	6

Percentages: FG%: 33.9%; 3FG%: 21.1%; FT%: 50.0%.

PITT 92 (5-0)

Player	tot-fg		3-pt		rebounds					tp	a	to	blk	s	min
	fg	fga	fg	fga	of	dc	tot	pf							
YOUNG, Sam-f	8	11	2	3	2	6	8	0	20	2	1	3	4	23	
COOK, Mike-f	4	10	0	2	0	1	2	3	5	1	8	2	1	0	18
BLAIR, DeJuan-c	1	4	0	0	2	2	1	4	5	3	4	1	3	0	22
FIELDS, Levanec-g	6	10	1	3	2	2	1	4	5	0	15	7	0	0	22
RAMON, Ronald-g	1	7	1	6	0	0	0	2	2	0	3	0	1	0	20
WALLACE, Austin	0	0	0	0	0	0	1	0	1	0	0	0	1	0	4
BENJAMIN, Keith	6	8	3	4	2	2	0	1	1	2	17	1	1	0	3
BIGGS, Tyrell	4	5	0	1	4	6	3	1	4	1	12	1	1	1	26
BROWN, Gilbert	3	6	0	2	4	4	3	0	3	1	10	4	1	0	20
WANAMAKER, Brad	1	2	0	1	1	2	0	1	1	2	3	3	0	2	18
FRYE, Tim	0	1	0	0	0	0	0	0	0	0	0	0	0	0	2
POLEN, Maurice	0	1	0	0	0	0	0	2	2	0	0	0	0	0	2
DIGGS, Cassin	0	1	0	0	0	0	1	0	1	3	0	0	0	0	7
McGHEE, Gary	0	1	0	0	0	0	0	0	0	0	0	1	0	0	3
TEAM							1	3	4						
Totals.....	34	67	6	22	18	22	15	27	42	13	92	21	14	4	16

Percentages: FG%: 50.7%; 3FG%: 27.3%; FT%: 81.8%.

Officials: Doug Simons (R), Ed Corbett, Earl Walton; Technical fouls: None; Attendance: 10596.

Score by Periods	1st	2nd	Total
Buffalo	21	24	45
Pitt	49	43	92

7

No. 14 PITT 78, TOLEDO 52

December 1, 2007 • Petersen Events Center • Pittsburgh, Pa.

In the early-going, Pitt trailed by its largest deficit of the season, 12-4, as Toledo hit four consecutive 3-pointers...Pitt scored the final six points of the first half to take a 34-28 halftime lead...The Panthers opened the second half on a 19-6 run to take control of the contest...Pitt outscored Toledo 55-29 following a 23-23 tie with 5:55 minutes left in the first half...Sam Young and DeJuan Blair both registered double-doubles...The last time two Pitt players finished with double-doubles was on March 9, 2006 vs. West Virginia (Young and Gray)...Tyrell Biggs made his first career start and finished with a career-high 11 rebounds...Pitt won its ninth consecutive home game...With the win, Pitt is 7-0 for the sixth consecutive season.

TOLEDO 52 (1-6)

Player	tot-fg		3-pt		rebounds					tp	a	to	blk	s	min
	fg	fga	fg	fga	of	dc	tot	pf							
AMOS, Jonathan-f	2	10	0	2	4	4	8	2	8	1	3	1	2	31	
YOUNG, Jerrah-f	2	5	0	0	1	2	1	3	4	2	5	0	3	1	31
BINGHAM, Corey-g	2	4	2	3	0	0	2	2	1	6	0	0	1	0	31
JOHNSON, Ridley-g	2	11	1	9	0	0	2	2	2	5	2	0	0	0	26
KENT, Tyrone-g	8	17	4	12	2	2	6	6	3	22	5	5	0	0	36
ANYIJONG, Justin	1	2	0	0	0	0	1	0	1	0	2	0	1	0	13
CLAYTON, Cory	0	0	0	0	0	0	0	0	0	0	0	0	0	0	2
LO, Mohammed	2	5	0	1	0	0	1	2	3	4	4	0	0	0	14
BYRD, Anthony	0	1	0	0	0	0	0	0	0	2	0	0	0	0	16
TEAM							2	0	2						
Totals.....	19	55	7	27	7	10	9	19	28	16	52	8	12	3	200

Percentages: FG%: 34.5%; 3FG%: 25.9%; FT%: 70.0%.

PITT 78 (7-0)

Player	tot-fg		3-pt		rebounds					tp	a	to	blk	s	min
	fg	fga	fg	fga	of	dc	tot	pf							
YOUNG, Sam-f	7	14	1	2	2	5	7	12	3	17	1	4	0	0	30
COOK, Mike-f	5	9	1	2	3	3	0	1	1	2	14	3	0	1	25
BIGGS, Tyrell-c	3	7	0	0	0	0	5	6	11	3	6	1	1	0	24
FIELDS, Levanec-g	1	10	0	4	3	4	2	3	5	0	5	9	1	0	30
RAMON, Ronald-g	2	5	1	3	0	0	1	2	3	1	5	3	1	0	25
BENJAMIN, Keith	2	8	2	4	0	0	1	1	1	6	1	0	0	0	19
BROWN, Gilbert	3	5	0	1	0	0	2	2	4	1	6	1	0	0	15
WANAMAKER, Brad	3	5	0	0	0	0	0	0	0	0	6	0	0	0	8
BLAIR, DeJuan	4	7	0	0	3	5	6	5	11	1	11	2	0	2	33
DIGGS, Cassin	1	2	0	0	0	0	1	0	1	0	2	0	0	0	3
TEAM							1	1	2						
Totals.....	31	72	5	16	11	14	23	28	51	12	78	21	7	3	5

Percentages: FG%: 43.1%; 3FG%: 31.3%; FT%: 78.6%.

Officials: Ed Corbett (R), Chris Beaver, Glenn Mayborg; Technical fouls: None; Attendance: 9660.

Score by Periods	1st	2nd	Total
Toledo	28	24	52
Pitt	34	44	78

6

No. 14 PITT 80, BOSTON U. 53

November 27, 2007 • Petersen Events Center • Pittsburgh, Pa.

Pitt used a 9-0 run to take a commanding 19-4 lead with 9:46 to play in the first half...The run occurred despite Pitt's eight turnovers over the game's first 10 minutes...Ronald Ramon tied a career-high with a 5-5 3-point performance...Sam Young reached double figure scoring for the sixth time on the year...Pitt won by more than 23 points for the fifth time in the season's first six games...Pitt led 42-19 at halftime...Boston U. went on a 14-2 run midway through the second half but it was not enough...Pitt improved to 6-0 all-time vs. America East teams...Pitt topped the one million mark for attendance in the Petersen Events Center.

BOSTON U. 53 (1-5)

Player	tot-fg		3-pt		rebounds					tp	a	to	blk	s	min
	fg	fga	fg	fga	of	dc	tot	pf							
KONATE, Ibrahim-f	0	1	0	0	1	0	1	0	0	0	0	0	1	2	13
BRITTAIN, Scott-f	2	4	0	0	4	8	3	3	6	4	8	1	2	1	32
WOLFE, Matt-g	1	12	0	4	0	0	3	2	5	2	2	0	4	0	31
STRONG, Carlos-g	7	20	6	14	4	4	2	3	5	1	24	0	4	1	36
JOHNSON, Marques-g	1	3	0	1	2	3	1	2	3	0	4	4	5	0	32
SIRUTIS, Valdas	0	1	0	1	1	2	2	1	3	3	1	2	1	0	13
HOLLAND, John	6	11	2	4	0	0	2	2	4	1	14	1	2	0	25
GOTZLER, Max	0	2	0	0	0	0	2	0	2	3	0	0	0	0	18
TEAM							2	1	3						
Totals.....	17	54	8	24	11	17	18	14	32	14	53	8	20	4	4

Percentages: FG%: 31.5%; 3FG%: 33.3%; FT%: 64.7%.

PITT 80 (6-0)

Player	tot-fg		3-pt		rebounds					tp	a	to	blk	s	min
	fg	fga	fg	fga	of	dc	tot	pf							
YOUNG, Sam-f	5	8	1	1	3	5	1	3	4	14	0	4	0	2	27
COOK, Mike-f	3	8	1	4	4	4	1	1	2	0	11	6	2	0	24
BLAIR, DeJuan-c	2	4	0	0	5	6	3	3	6	0	9	0	0	3	22
FIELDS, Levanec-g	5	7	1	3	0	0	2	2	2	1	11	8	1	0	24
RAMON, Ronald-g	5	6	5	5	0	0	2	1	3	2	15	1	0	0	22
WALLACE, Austin	0	0	0	0	0	0	0	0	0	0	0	0	0	0	1
BENJAMIN, Keith	2	5	1	4	0	0	0	3	3	1	5	2	1	0	19
BIGGS, Tyrell	3	3	0	0	0	0	1	0	1	2	6	1	1	2	19
BROWN,															

9

No. 12 PITT 75, WASHINGTON 74

December 8, 2007 • Bank of America Arena • Seattle, Wash.

The game was decided by television's instant replay after Washington's Justin Dentmon drove the length of the floor, weaved through the Pitt defense and seemingly converted a layup in 4.7 seconds. Both teams gathered around the scorer's table as the officials took two minutes to decide a ruling on the play...Officials ruled that the shot was taken after the buzzer sounded to give Pitt a thrilling 75-74 road win...Trailing 75-74 with five seconds to go, UW gained possession after a ruled jump ball following a missed free throw by Pitt...Pitt took its first lead (47-44) when Ronald Ramon hit a 3-pointer with 16:02 left...Pitt extended its lead to nine points (65-56) on a DeJuan Blair layup and Mike Cook 3-pointer...Pitt held a six-point lead with 2:10 to go but UW hit two 3-pointers to pull within two points (73-71) with 41 seconds...After Pitt's LeVance Fields hit two free throws, UW's Ryan Appleby followed with a 3-pointer to cut Pitt's lead to one point with eight seconds...In his first appearance of the year, Appleby kept the Huskies in the game with four first half 3-pointers.

PITT 75 (9-0)

Player	tot-fg		3-pt			rebounds					pf	tp	a	to	blk	s	min
	fg	fga	fg	fga	ft	fta	of	dc	tot								
YOUNG, Sam-f	5	11	1	3	3	4	1	2	3	3	14	0	2	0	0	0	28
COOK, Mike-f	4	8	1	2	5	6	1	0	1	3	14	6	2	0	0	0	28
BLAIR, DeJuan-c	7	13	0	0	2	4	3	11	14	2	16	0	1	2	3	31	
FIELDS, LeVance-g	7	9	2	2	4	6	1	4	5	2	20	3	2	0	0	36	
RAMON, Ronald-g	1	4	1	3	0	0	0	2	2	0	3	2	1	0	1	31	
BENJAMIN, Keith	1	5	0	0	0	0	2	0	2	1	2	0	0	0	0	14	
BIGGS, Tyrell	2	4	0	0	0	0	1	3	4	3	4	0	0	0	0	20	
BROWN, Gilbert	1	2	0	1	0	0	0	0	0	2	2	1	1	0	0	12	
TEAM							3	1	4								
Totals.....	28	56	5	11	14	20	12	23	35	16	75	12	9	2	4	200	

Percentages: FG%: 50.0%; 3FG%: 45.5%; FT%: 70.0%.

WASHINGTON 74 (4-4)

Player	tot-fg		3-pt			rebounds					pf	tp	a	to	blk	s	min
	fg	fga	fg	fga	ft	fta	of	dc	tot								
WOLFINGER, Joe-f	2	4	0	0	0	0	1	2	3	1	5	0	0	0	0	0	5
BROCKMAN, Jon-f	8	18	0	0	1	3	7	5	12	2	17	3	1	0	0	0	35
SMITH, Joel-g	0	2	0	0	2	0	0	1	1	1	0	3	2	0	0	0	22
OVERTON, Venoy-g	0	1	0	1	0	0	0	0	0	1	0	3	0	0	0	0	13
MORRIS, Tim-g	5	7	1	2	0	0	1	3	4	2	11	1	0	0	0	1	31
DENTMON, Justin	2	6	1	3	4	6	1	2	3	1	9	2	1	0	0	0	24
BRYAN-AMANNING, Matt	0	0	0	0	0	0	0	0	0	0	0	0	0	0	0	0	4
APPLEBY, Ryan	6	13	6	12	0	0	0	1	1	2	18	2	0	1	0	0	25
WALLACE, Artem	3	4	0	0	0	1	2	1	3	1	6	0	0	0	0	0	16
PONDEXTER, Quincy	3	8	2	2	0	0	2	3	5	2	8	4	4	1	1	25	
TEAM							0	2	2								
Totals.....	29	63	11	24	5	10	14	20	34	13	74	18	8	2	2	200	

Percentages: FG%: 46.0%; 3FG%: 45.8%; FT%: 50.0%.

Officials: Dick Cartmell, Dave Libbey, Mark Reischling; Technical fouls: None; Attendance: 9229.

Score by Periods	1st	2nd	Total
Pitt	34	41	75
Washington	37	37	74

11

No. 11 PITT 65, No. 6 DUKE 64

December 20, 2007 • Madison Square Garden • New York, N.Y.

In a battle of two undefeated, nationally ranked teams, Pitt and Duke provided a sellout crowd and national television audience one of college basketball's most thrilling games of the year...Trailing 64-62 in overtime, LeVance Fields hit a fadeaway game-winning 3-pointer with 4.7 seconds left to lift Pitt to victory...Duke held a 12-point halftime lead (34-22), taking advantage of 13 first half turnovers and 36 percent shooting from the floor...The Panthers trailed by as many as 16 points late in the first half...Trailing 43-33 with 12:47 left in regulation, Pitt used a 12-0 run to take its first lead (49-48) on a Sam Young free throw with 5:27 to go...Kyle Singler hit a 3-pointer to tie the game at 56-56 with 1:34 left, Young answered with a field goal to give Pitt a 58-56 lead...Gerald Henderson sent the game into overtime with a basket...Mike Cook suffered a knee injury early in the overtime period which sidelined him for the rest of the season...DeJuan Blair totaled his fifth double-double and grabbed a career-high 20 rebounds...The 20 rebounds were the most by a freshman since Mel Bennett had 21 in 1975.

PITT 65 (11-0)

Player	tot-fg		3-pt			rebounds					pf	tp	a	to	blk	s	min
	fg	fga	fg	fga	ft	fta	of	dc	tot								
YOUNG, Sam-f	7	16	0	3	3	3	1	6	7	2	17	1	4	0	2	38	
COOK, Mike-f	1	6	0	1	0	0	2	2	4	2	2	0	5	0	0	22	
BLAIR, DeJuan-c	4	8	0	0	7	15	6	14	20	5	15	1	4	3	1	35	
FIELDS, LeVance-g	7	13	3	7	4	4	0	2	2	3	21	4	5	0	2	40	
RAMON, Ronald-g	1	7	0	4	2	2	0	2	2	3	4	2	3	0	1	38	
BENJAMIN, Keith	1	4	0	1	0	0	0	3	3	1	2	0	0	0	0	13	
BIGGS, Tyrell	1	7	0	1	0	0	4	0	4	3	2	0	1	0	0	16	
BROWN, Gilbert	1	4	0	2	0	0	2	5	7	4	2	2	0	1	2	25	
TEAM							4	0	4								
Totals.....	23	65	3	19	16	24	19	34	53	23	65	10	22	4	8	225	

Percentages: FG%: 35.4%; 3FG%: 15.8%; FT%: 66.7%.

DUKE 64 (10-1)

Player	tot-fg		3-pt			rebounds					pf	tp	a	to	blk	s	min
	fg	fga	fg	fga	ft	fta	of	dc	tot								
SINGLER, Kyle-f	6	12	1	2	4	6	3	2	5	4	17	2	3	0	1	38	
THOMAS, Lance-f	2	3	0	0	1	3	0	0	0	3	5	0	2	0	0	15	
HENDERSON, Gerald-g	8	17	0	3	1	4	1	1	2	2	17	1	2	1	2	28	
NELSON, DeMarcus-g	4	9	1	4	5	8	1	4	5	4	14	6	3	0	0	37	
PAULUS, Greg-g	1	2	1	2	0	0	0	0	0	3	3	1	5	0	0	34	
McCLURE, David	0	0	0	0	1	2	0	3	3	2	1	0	0	0	0	8	
SMITH, Nolan	0	3	0	0	0	0	0	0	0	2	0	1	1	0	0	13	
KING, Taylor	1	4	1	4	0	0	0	1	1	1	3	1	1	0	0	11	
SCHEYER, Jon	1	10	0	4	2	3	2	10	12	2	4	0	2	0	1	35	
ZOUBEK, Brian	0	1	0	0	0	0	0	3	3	1	0	0	0	0	0	6	
TEAM							4	4	8								
Totals.....	23	61	4	19	14	26	11	28	39	24	64	12	20	1	4	225	

Percentages: FG%: 37.7%; 3FG%: 21.1%; FT%: 53.8%.

Officials: Mike Kitts (R), Jim Burr, Jamie Luckie; Technical fouls: None; Attendance: 19544.

Score by Periods	1st	2nd	OT	Total
Pitt	22	36	7	65
Duke	34	24	6	64

10

No. 11 PITT 85, OKLAHOMA STATE 68

December 15, 2007 • Petersen Events Center • Pittsburg, Pa.

Pitt took command of the game by outscoring Oklahoma State 20-5 over the final 6:17 to take an 18-point halftime lead (49-31)...A 7-0 rally fueled by a DeJuan Blair layup, Ronald Ramon 3-pointer and Sam Young layup gave Pitt a 12-point lead...Pitt used 68 percent field goal shooting and hit 5-8 3-pointers to build its halftime lead...OSU cut the Panthers' advantage to as few as seven points (54-47) but Pitt responded with a LeVance Fields 3-pointer, a Fields free throw and layup and jumper from Blair to go up 62-47 with 8:04 to play...Blair registered his fourth career double-double...Blair tied or set career-highs for scoring (20 points), blocked shots (5) and minutes played (31)...Young reached double figure scoring for the 10th time this year...Pitt improved to 10-0 for a fifth consecutive year...Pitt won its 10th consecutive home game and 27th consecutive non-conference home game...Pitt won its 10th non-conference game for a seventh consecutive season...Pitt improved to 4-4 all-time vs. Oklahoma State.

OKLAHOMA STATE 68 (5-4)

Player	tot-fg		3-pt			rebounds					pf	tp	a	to	blk	s	min
	fg	fga	fg	fga	ft	fta	of	dc	tot								
BROWN, Anthony-f	2	7	0	1	0	0	3	4	7	4	4	1	2	0	0	23	
DOVE, Marcus-f	7	14	0	2	3	5	2	0	2	4	17	0	2	1	1	38	
ANDERSON, James-f	2	8	1	5	3	4	0	2	2	1	8	1	0	0	0	29	
EATON, Byron-g	3	14	0	3	3	3	2	1	3	2	9	4	2	1	3	34	
HARRIS, Terrel-g	7	10	2	5	0	1	3	6	9	5	16	1	3	1	3	35	
MUONELLO, Obi	4	6	3	4	0	0	2	4	6	2	11	1	5	0	1	20	
SIDORAKIS, Nick	0	0	0	0	1	2	0	0	0	0	1	0	2	0	0	5	
THOMAS, Ibrahim	0	0	0	0	0	0	0	0	2	0	0	0	0	0	0	5	
MOSES, Marshall	1	3	0	1	0	0	1	0	1	0	2	0	0	1	0	11	
TEAM							2	3	5								
Totals.....	26	62	6	21	10	15	15	20	35	20	68	8	17	4	8	200	

Percentages: FG%: 41.9%; 3FG%: 28.6%; FT%: 66.7%.

PITT 85 (10-0)

Player	tot-fg		3-pt			rebounds					pf	tp	a	to	blk	s	min
	fg	fga	fg	fga	ft	fta	of	dc	tot								
YOUNG, Sam-f	4	10	1	1	6	6	1	2	3	1	15	1	1	1	0	35	
COOK, Mike-f	3	7	2	3	7	8	0	2	2	0	15	1	4	0	2	29	
BLAIR, DeJuan-c	8	10	0	0	4	5	3	7	10	3	20	0	1	5	2	31	
FIELDS, LeVance-g	7	10	1	1	2	4	1	2	3	3	17	6	2	0	1	33	
RAMON, Ronald-g	3	7	2	5	2	2	0	5	5	2	10	5	3	0	3	34	
BENJAMIN, Keith	2	4	1	3	0	0	0	0	0	2	5	2	1	0	1	13	
BIGGS, Tyrell	0	0	0	0	3	4	0	3	3	2	3	1	0	0	1	14	
BROWN, Gilbert	0	1															

13

No. 13 PITT 96, LAFAYETTE 75

January 2, 2008 • Petersen Events Center • Pittsburgh, Pa.

In its first game without injured starters LeVance Fields and Mike Cook, Pitt used 80 percent (20-25) second half shooting to win a 96-75 decision...Pitt pulled away early in the second half using a 6-0 run to take a 56-49 lead with 15:07 to go, then putting together a 9-0 run to take a 17-point lead (75-58) with 8:47 left...Pitt led by as many as 26 points late in the second half...While converting 11-18 3-pointers, Lafayette built a two point halftime lead (41-39)...Lafayette set a Pitt opponent record for 3-pointers in a game with 17...Ronald Ramon registered his first career-double along with a career-high 10 assists...Keith Benjamin and Tyrell Biggs set career-highs for points (19)...Pitt tied a school and Petersen Events Center record with its 28th consecutive home win over a non-conference team...Pitt finished with its second-highest field goal percentage in school history (67.3%)...Pitt won its 11th consecutive home game and improved to 56-1 vs. non-conference opponents at the Petersen Events Center.

LAFAYETTE 75 (8-5)

Player	tot-fg		3-pt		rebounds			pf	tp	a	to blk	s	min
	fg	fga	fg	fga	of	dc	tot						
SCHMIDT, Everest-f	0	3	0	0	1	0	1	4	0	1	0	0	15
BETLEY, Matt-f	7	9	6	6	0	3	1	4	2	20	1	3	0
GRUNER, Michael-g	1	3	0	1	2	2	0	0	2	4	0	1	16
BROWN, Andrew-g	4	12	3	10	0	0	4	4	2	11	4	3	1
ABDULLAH, Bilal-g	4	9	4	7	2	2	1	1	2	14	4	7	0
CUMMINS, Paul	4	6	3	5	0	2	1	3	0	11	3	0	21
WHEELER, Ben	2	3	1	2	0	0	1	1	0	5	0	0	1
KARI, Jeff	0	0	0	0	4	6	1	0	1	0	4	2	0
VISOCKAS, Deirunas	0	1	0	0	0	0	0	0	0	0	1	0	7
BENBOW, Darion	0	0	0	0	1	2	0	0	0	3	1	1	0
MINTZ, Jared	1	2	0	0	0	0	0	0	1	2	1	0	13
DETMER, Ted	0	2	0	0	1	2	1	1	2	3	2	3	0
KOLTUN, Marek	1	1	0	0	0	0	0	0	3	2	0	0	7
TEAM						5	1	6					
Totals.....	24	51	17	31	10	14	14	10	24	22	75	19	18

Percentages: FG%: 47.1%; 3FG%: 54.8%; FT%: 71.4%.

PITT 96 (12-1)

Player	tot-fg		3-pt		rebounds			pf	tp	a	to blk	s	min
	fg	fga	fg	fga	of	dc	tot						
BROWN, Gilbert-f	3	5	2	4	2	2	4	5	10	1	1	0	1
YOUNG, Sam-f	7	13	1	4	9	5	2	7	2	19	1	5	2
BLAIR, DeJuan-c	3	6	0	0	3	4	2	1	3	2	9	3	2
BENJAMIN, Keith-g	7	9	2	4	4	0	2	2	2	20	5	1	0
RAMON, Ronald-g	3	4	3	4	2	3	4	0	11	10	0	1	1
BIGGS, Tyrell	9	11	0	0	1	2	4	0	4	19	1	0	2
WANAMAKER, Brad	2	3	1	2	0	0	2	2	4	5	2	2	0
FRYE, Tim	1	1	1	1	0	0	0	0	0	3	0	1	0
POLEN, Maurice	0	0	0	0	0	0	0	0	0	0	0	0	2
DIGGS, Cassin	0	0	0	0	0	0	0	0	2	0	0	1	0
TEAM						0	0	0					
Totals.....	35	52	10	16	16	24	11	13	24	17	96	23	13

Percentages: FG%: 67.3%; 3FG%: 62.5%; FT%: 66.7%.

Officials: Bryan Kersey(R), Earl Walton, John Gaffney; Technical fouls: None; Attendance: 10851.

Score by Periods	1st	2nd	Total
Lafayette	41	34	75
Pitt	39	57	96

15

No. 20 PITT 79, SOUTH FLORIDA 66

January 9, 2008 • Sun Dome • Tampa, Fla.

Pitt outscored USF 14-2 over a six minute second half stretch to take a commanding 17-point lead (73-56) with 4:13 left...Pitt used a 7-0 run to take a 35-24 lead with 3:34 to go in the first half...Jumpers from Keith Benjamin and Gilbert Brown and a Benjamin 3-pointer capped the rally...After Sam Young and DeJuan Blair each registered two fouls early in the first half, Gary McGhee provided a spark off the bench as he played 12 productive minutes...McGhee gave Pitt the lead for good on a key dunk and foul...Sam Young scored over 20 points for the sixth time in his career...Benjamin tied career-highs for points (20) and minutes (37)...Pitt improved to 2-2 all-time vs. South Florida.

PITT 79 (13-2, 1-1 Big East)

Player	tot-fg		3-pt		rebounds			pf	tp	a	to blk	s	min
	fg	fga	fg	fga	of	dc	tot						
BROWN, Gilbert-f	4	7	2	4	0	1	3	4	4	10	4	2	0
YOUNG, Sam-f	9	13	1	2	3	4	1	3	4	2	1	1	0
BLAIR, DeJuan-c	4	8	0	0	4	4	5	4	9	3	12	1	2
BENJAMIN, Keith-g	8	12	3	5	1	2	1	2	3	1	20	2	0
RAMON, Ronald-g	2	6	2	3	0	0	1	1	2	6	7	3	0
BIGGS, Tyrell	1	6	0	0	0	0	4	3	7	2	2	0	0
WANAMAKER, Brad	0	1	0	0	1	2	0	1	1	0	1	3	1
McGHEE, Gary	3	5	0	0	0	2	1	3	4	1	6	1	0
TEAM						3	0	3					
Totals.....	31	58	8	16	9	14	16	20	36	15	79	20	10

Percentages: FG%: 53.4%; 3FG%: 50.0%; FT%: 64.3%.

SOUTH FLORIDA 66 (10-6, 1-2 Big East)

Player	tot-fg		3-pt		rebounds			pf	tp	a	to blk	s	min
	fg	fga	fg	fga	of	dc	tot						
CHIN, Orane-f	1	4	0	0	0	2	1	3	4	1	2	1	0
GRANBERRY, Kentrell-c	11	21	0	0	4	7	7	4	11	3	26	3	3
JONES, Dominique-g	4	10	3	6	2	2	2	1	3	1	13	3	1
HOWARD, Chris-g	2	5	0	1	0	1	1	0	1	4	3	1	1
VERDEJO, Jesus-g	7	9	3	5	0	0	0	2	2	3	17	1	2
HOLMES, Aaron	0	1	0	0	0	0	0	0	0	1	0	1	0
SAKA, Adam	0	5	0	2	0	0	1	2	3	2	0	1	0
BOZEMAN, Solomon	1	4	0	2	0	0	1	0	1	1	2	2	1
AJAYI, Mobolaji	0	1	0	0	2	2	1	0	1	1	2	0	1
TEAM						4	2	6					
Totals.....	26	60	6	18	8	14	18	14	32	14	66	16	10

Percentages: FG%: 43.3%; 3FG%: 33.3%; FT%: 57.1%.

Officials: Reggie Greenwood, Pat Driscoll, Gary Prager; Technical fouls: None; Attendance: 6027.

Score by Periods	1st	2nd	Total
Pitt	40	39	79
South Florida	33	33	66

14

No. 17 VILLANOVA 64, No. 13 PITT 63

January 6, 2008 • The Pavilion • Villanova, Pa.

With 10 seconds left, Dante Cunningham converted two free throws to give Villanova a 64-63 lead...Trailing by one point, Pitt had possession with 10 seconds to go, but VU's Antonio Pena came up with a steal...Pitt committed one of its season-high 22 turnovers...Pitt battled back from a six point deficit (57-51) with 5:39 to go...The Panthers used a Sam Young layup and 3-pointers from Gilbert Brown and Ronald Ramon to cut the deficit to one point at 60-59 with 2:56 left...A DeJuan Blair jumper gave Pitt a 63-62 lead with 1:36 left...The teams traded possessions before Cunningham was fouled after grabbing an offensive rebound...Pitt built an eight-point lead (43-35) with 15:01 left in the game after outscoring Villanova 9-3 over a three-minute span...Young scored 10 second half points...Pitt led by as many as eight points in the first half...Blair registered his sixth career double-double.

PITT 63 (12-2, 0-1 Big East)

Player	tot-fg		3-pt		rebounds			pf	tp	a	to blk	s	min
	fg	fga	fg	fga	of	dc	tot						
BROWN, Gilbert-f	3	5	1	3	3	4	1	3	4	3	10	2	4
YOUNG, Sam-f	7	13	0	1	2	2	1	4	5	3	16	1	2
BLAIR, DeJuan-c	5	14	0	0	2	5	7	8	15	1	12	2	2
BENJAMIN, Keith-g	6	9	3	5	0	0	0	2	2	5	15	1	5
RAMON, Ronald-g	1	5	1	2	0	1	0	2	2	3	3	5	0
BIGGS, Tyrell	3	8	0	0	1	1	4	1	2	4	7	1	2
WANAMAKER, Brad	0	1	0	0	0	0	2	0	2	0	0	2	0
TEAM							3	5	8				
Totals.....	25	55	5	11	8	13	18	25	43	21	63	10	22

Percentages: FG%: 45.5%; 3FG%: 45.5%; FT%: 61.5%.

VILLANOVA 64 (11-2, 1-1 Big East)

Player	tot-fg		3-pt		rebounds			pf	tp	a	to blk	s	min
	fg	fga	fg	fga	of	dc	tot						
CLARK, Shane-f	3	8	1	4	0	0	1	2	3	5	7	0	0
CUNNINGHAM, Dante-f	1	4	0	0	4	4	4	5	9	2	6	0	4
REYNOLDS, Scottie-g	1	6	0	5	2	3	0	1	1	3	4	4	1
FISHER, Corey-g	2	8	0	2	0	1	2	3	0	4	1	2	0
REDDING, Reggie-g	1	8	1	3	1	2	0	2	2	4	4	2	0
PENA, Antonio	5	8	0	0	2	4	3	1	4	2	12	0	0
GRANT, Malcolm	6	12	4	7	6	7	0	1	1	0	22	1	1
ANDERSON, Dwayne	1	4	0	1	3	3	2	0	2	2	5	0	0
STOKES, Corey	0	1	0	0	0	0	0	0	0	0	0	0	0
TEAM							5	1	6				
Totals.....	20	59	6	22	18	24	16	15	31	18	64	8	10

Percentages: FG%: 33.9%; 3FG%: 27.3%; FT%: 75.0%.

Officials: Mike Kitts, Ed Corbett, Michael Stephens; Technical fouls: None; Attendance: 6500.

Score by Periods	1st	2nd	Total
Pitt	30	33	63
Villanova	30	34	64

16

No. 20 PITT 84, SETON HALL 70

January 12, 2008 • Petersen Events Center • Pittsburgh, Pa.

Pitt gradually pulled away from Seton Hall in the second half as it converted 72.7 percent (8-11) from 3-point range and 55.2 percent (16-29) on total field goals...The Panthers finished with 11 3-pointers on the day, their second-highest total of the season...A Sam Young 3-pointer gave Pitt a 45-35 lead with 15:07 to go...Seton Hall cut the lead to as few as seven points (55-48) with 10:36 left, but Pitt answered with a Keith Benjamin 3-pointer and Young dunk...Pitt led by as many as 17 points late in the second half and held off a late Seton Hall flurry for the win...Young scored a career-high 28 points...DeJuan Blair registered his seventh career double-double...Keith Benjamin scored all 12 of his points in the second half...Pitt defeated Seton Hall for the eighth time in the last 11 contests and improved to 4-1 vs. the Pirates at the Petersen Events Center...Pitt won its 12th consecutive home game and improved to 34-7 vs. Big East opponents in the Petersen Events Center.

SETON HALL 70 (10-6, 0-3 Big East)

Player	tot-fg		3-pt		rebounds			pf	tp	a	to blk	s	min
	fg	fga	fg	fga	of	dc	tot						
LAIK, Brian-f	6	7	1	4	4	4	0	6					

17

No. 15 PITT 69, No. 5 GEORGETOWN 60

January 14, 2008 • Petersen Events Center • Pittsburgh, Pa.

Pitt opened the second half by outscoring Georgetown 10-2 to take a 38-28 lead with 15:09 left in the game...With Pitt leading 47-36 with 11:13, Georgetown battled back with an 8-0 run of its own to trail by three points (47-44) with 9:03 left...Pitt answered with two consecutive 3-point plays including DeJuan Blair's offensive rebound putback and Keith Benjamin's over-the-head layup...The Hoyas cut the margin back to five points (58-53) with 3:16 left but Pitt followed with six consecutive free throws to seal the win...Pitt won its fourth consecutive game against a top-5 nationally ranked opponent at home...Pitt improved to 4-1 vs. top-5 nationally ranked teams in the Jamie Dixon/Ben Howland Era...Pitt improved to 11-0 at home on the year...Pitt is 35-7 vs. Big East opponents and 91-8 all-time at the Petersen Events Center...Ronald Ramon scored a season-high 18 points.

GEORGETOWN 60 (13-2, 3-1 Big East)

Player	tot-fg		3-pt		rebounds					pf	tp	a	to	blk	s	min
	fg	fga	fg	fga	of	dc	tot	pf	tp							
WALLACE, Jonathan-f	5	11	2	7	2	2	1	1	2	4	14	0	2	0	0	33
SUMMERS, Dajuan-f	0	7	0	4	0	0	0	4	4	5	0	5	2	0	2	24
HIBBERT, Roy-c	3	7	0	0	6	7	4	6	10	1	12	2	2	1	0	30
FREEMAN, Austin-g	4	8	0	4	0	1	3	4	2	8	3	0	0	0	0	29
SAPP, Jessie-g	2	7	1	4	0	0	1	3	4	4	5	3	4	1	0	31
MACKLIN, Vernon	5	5	0	0	0	0	0	0	0	3	10	0	0	2	0	12
RIVERS, Jeremiah	1	2	0	0	0	0	0	1	1	0	2	1	0	0	0	18
CRAWFORD, Tyler	0	0	0	0	2	2	0	0	0	0	2	0	0	0	0	3
EWING, Patrick	3	5	0	1	1	2	1	4	5	2	7	1	0	3	0	20
TEAM							2	1	3							
Totals.....	23	52	3	20	11	13	10	23	33	21	60	15	10	7	2	200

Percentages: FG%: 44.2%; 3FG%: 15.0%; FT%: 84.6%.

PITT 69 (15-2, 3-1 Big East)

Player	tot-fg		3-pt		rebounds					pf	tp	a	to	blk	s	min
	fg	fga	fg	fga	of	dc	tot	pf	tp							
BROWN, Gilbert-f	1	5	0	1	0	1	2	2	4	1	2	3	0	0	0	31
YOUNG, Sam-f	3	13	0	3	3	4	2	4	6	2	9	2	1	0	1	36
BLAIR, DeJuan-c	6	12	0	0	3	6	4	5	9	4	15	0	3	0	1	33
BENJAMIN, Keith-g	5	10	2	6	6	8	0	3	3	1	18	2	0	0	2	36
RAMON, Ronald-g	6	9	4	6	2	2	0	2	2	0	18	4	1	0	1	36
BIGGS, Tyrell	2	4	0	0	3	5	3	0	3	1	7	0	3	0	1	19
WANAMAKER, Brad	0	3	0	1	0	0	1	1	2	0	0	2	0	0	0	7
McGHEE, Gary	0	0	0	0	0	0	0	0	0	3	0	0	0	0	0	2
TEAM							5	3	8							
Totals.....	23	56	6	17	17	26	17	20	37	12	69	13	8	0	6	200

Percentages: FG%: 41.1%; 3FG%: 35.3%; FT%: 65.4%.

Officials: Mike Kitts (R), Tony Greene, Paul Janssen; Technical fouls: None; Attendance: 12508.

Score by Periods	1st	2nd	Total
	Georgetown	26	34
Pitt	27	42	69

19

No. 13 PITT 81, ST. JOHN'S 57

January 23, 2008 • Madison Square Garden • New York, N.Y.

Sam Young scored 18 of his team-high 26 points in the second half to lead Pitt to victory...In the first half, Pitt hit 4-9 3-pointers and jumped out a 38-27 halftime lead...It built a 21-10 lead on a jumper and 3-pointer by Young...Pitt led by as many as 27 points late in the second half (77-50 with 2:52 left)...Pitt won its second consecutive game and improved to 19-8 at Madison Square Garden since 2000-01...The 24-point margin of victory was Pitt's all-time second largest for a Big East road win...Pitt improved to 18-33 overall and 5-17 in away contests vs. St. John's...Pitt snapped a three-game losing streak to St. John's at Madison Square Garden...The win was Pitt's first at St. John's since 1995 and concluded a five-game losing streak in games played at St. John's.

PITT 81 (16-3, 4-2 Big East)

Player	tot-fg		3-pt		rebounds					pf	tp	a	to	blk	s	min
	fg	fga	fg	fga	of	dc	tot	pf	tp							
BROWN, Gilbert-f	3	4	1	2	0	0	0	2	2	3	7	2	1	0	0	23
YOUNG, Sam-f	10	17	3	6	3	6	1	3	4	2	26	3	0	1	1	34
BLAIR, DeJuan-c	5	8	0	0	0	2	3	5	8	2	10	1	3	0	0	29
BENJAMIN, Keith-g	3	7	2	3	1	2	0	3	3	2	9	4	5	0	3	35
RAMON, Ronald-g	4	7	1	2	7	9	1	4	5	1	16	5	1	0	2	31
BIGGS, Tyrell	2	7	0	1	1	1	1	4	5	1	5	0	0	2	1	23
WANAMAKER, Brad	1	2	0	0	0	0	0	2	2	4	2	2	2	0	0	12
FRYE, Tim	1	1	1	1	0	0	0	0	0	0	3	0	0	0	0	2
POLEN, Maurice	0	1	0	0	0	0	0	0	0	1	0	0	0	0	0	2
McGHEE, Gary	1	1	0	0	1	2	0	0	0	2	3	0	1	0	1	9
TEAM							5	2	7							
Totals.....	30	55	8	15	13	22	11	25	36	18	81	17	13	3	8	201

Percentages: FG%: 54.5%; 3FG%: 53.3%; FT%: 59.1%.

ST. JOHN'S 57 (7-10, 1-5 Big East)

Player	tot-fg		3-pt		rebounds					pf	tp	a	to	blk	s	min
	fg	fga	fg	fga	of	dc	tot	pf	tp							
MASON, Anthony-f	12	17	3	4	2	3	5	2	2	29	1	1	0	1	0	33
COKER, Del-c	0	1	0	0	0	0	0	2	2	1	0	0	0	1	1	9
BURRELL, Justin-f	3	9	0	1	1	2	0	5	5	4	7	0	2	0	0	27
LAWRENCE, Eugene-g	1	1	0	0	0	0	0	1	2	1	2	0	0	0	0	11
KENNEDY, DJ-g	3	8	0	2	1	4	1	2	4	7	0	0	0	2	2	28
BOOTHE, Malik	2	5	0	2	0	0	1	1	2	3	4	3	4	0	2	27
WRIGHT, Larry	0	4	0	3	0	0	0	2	2	3	0	3	2	0	1	12
JASHULI, Tomas	0	0	0	0	0	0	0	0	0	1	0	0	1	0	0	8
EVANS, Sean	2	4	0	0	0	3	3	1	4	1	4	1	1	2	0	23
HORNE, Paris	1	2	0	0	1	2	0	3	3	1	3	0	2	0	0	12
CAVATAIO, Mike	0	0	0	0	0	0	0	0	0	0	0	0	0	0	0	1
THOMAS, Rob	0	0	0	0	1	2	0	2	2	0	1	0	0	0	0	9
TEAM							1	1	2							
Totals.....	24	51	3	12	6	16	8	21	29	21	57	9	16	3	7	198

Percentages: FG%: 47.1%; 3FG%: 25.0%; FT%: 37.5%.

Officials: Tim Higgins, John Gaffney, Michael Stuart; Technical fouls: Pittsburgh Panthers-None. St. John's Red Storm-Boothe, Malik; Attendance: 5219.

Score by Periods	1st	2nd	Total
	Pitt	38	43
St. John's	27	30	57

18

CINCINNATI 62, No. 15 PITT 59

January 19, 2008 • Fifth Third Arena • Cincinnati, Ohio

Cincinnati went on a 13-0 run midway through the second half and held off a late Pitt comeback with free throw shooting to register the win...Cincinnati used a 13-0 run to take a 53-40 lead with 6:32 remaining in the game...But Pitt battled back from the 13-point deficit as Young scored 10 of his game-high 24 points in the game's final six minutes...A Keith Benjamin 3-pointer with 26 seconds pulled Pitt to within two points at 59-57 with 26 seconds remaining...UC's Deonta Vaughn hit 1-2 free throws with 15 seconds left to give the Bearcats a 62-59 lead...With 15 seconds left, Pitt had possession of the ball with a chance to tie but two 3-point attempts missed the mark...Young scored 20-plus points for the seventh time on the year and ninth time in his career...Jamie Dixon dropped to 21-14 on the road in Big East regular season play...Pitt dropped to 3-7 all-time vs. Cincinnati.

PITT 59 (15-3, 3-2 Big East)

Player	tot-fg		3-pt		rebounds					pf	tp	a	to	blk	s	min
	fg	fga	fg	fga	of	dc	tot	pf	tp							
YOUNG, Sam-f	9	20	0	3	6	8	5	4	9	1	24	1	2	1	0	38
BROWN, Gilbert-f	2	3	0	1	4	4	2	2	4	1	8	2	0	0	2	32
BLAIR, DeJuan-c	2	5	0	0	0	2	0	3	3	4	11	0	2	0	2	22
BENJAMIN, Keith-g	4	11	3	9	0	0	1	1	2	4	11	0	2	0	0	32
RAMON, Ronald-g	2	8	0	4	0	0	0	0	0	3	4	8	2	0	1	38
BIGGS, Tyrell	3	7	0	0	0	0	1	4	5	4	6	0	0	0	0	26
WANAMAKER, Brad	1	1	0	0	0	2	0	2	2	1	2	0	0	0	0	9
McGHEE, Gary	0	0	0	0	0	0	0	2	2	1	0	0	0	0	0	3
TEAM							3	1	4							
Totals.....	23	55	3	17	10	16	12	19	31	19	59	11	8	1	5	200

Percentages: FG%: 41.8%; 3FG%: 17.6%; FT%: 62.5%.

CINCINNATI 62 (9-9, 4-2 Big East)

Player	tot-fg		3-pt		rebounds					pf	tp	a	to	blk	s	min
	fg	fga	fg	fga	of	dc	tot	pf	tp							
WILLIAMSON, John-f	1	3	0	0	1	3	4	4	8	0	1	0	3	31		
HRZYCIANIUK, Adam-c	4	9	0	0	4	4	4	3	7	2	12	0	2	0	0	27
VAUGHN, Deonta-g	2	5	0	3	10	13	0	1	1	4	14	4	3	1	0	24
BISHOP, Rashad-g	3	6	1	2	4	6	1	5	6	3	11	1	1	0	1	31
WARREN, Jamal-g	2	2	0	0	0	0	0	6	6	3	4	4	2	0	0	37
GENTRY, Marvin	1	3	1	2	0	0	0	2								

21

No. 18 PITT 69, VILLANOVA 57

January 30, 2008 • Petersen Events Center • Pittsburgh, Pa.

Trailing 38-37 with 13:39 left in the game, Pitt used a 22-3 run capped by Sam Young's block and dunk and Ronald Ramon's 3-pointer to defeat Villanova in the two school's second meeting of the season...Scottie Reynolds scored seven points as Villanova went on a 9-0 run to take its 38-37 lead but Pitt battled back as Young hit a jumper, Ramon canned a 3-pointer and Gilbert Brown converted a layup...Pitt built its lead to as many as 18 points late in the second half...Pitt, which led by as many as 13 points in the first half, built its 29-23 halftime lead while outrebounding VU 27-16...Pitt defeated Villanova for the sixth consecutive home game and improved to 27-30 all-time vs. the Wildcats...DeJuan Blair registered his eighth career double-double...Tyrell Biggs finished with a career-high 8-12 free throws made.

VILLANOVA 57 (13-6, 3-5 Big East)

Player	tot-fg		3-pt		rebounds			pf	tp	a	to	blk	s	min	
	fg	fga	fg	fga	of	dc	tot								
PENA, Antonio-f	4	15	0	0	2	2	4	6	10	2	10	0	1	1	34
CUNNINGHAM, Dante-f	1	3	0	0	0	0	2	1	3	5	2	0	0	1	22
REYNOLDS, Scottie-g	9	15	3	7	5	8	1	5	6	3	26	4	4	0	36
FISHER, Corey-g	2	10	0	3	0	0	2	0	2	2	4	2	4	0	27
REDDING, Reggie-g	3	6	0	0	0	0	0	0	5	6	2	1	0	1	18
GRANT, Malcolm	1	2	1	2	0	0	1	0	1	1	3	1	0	0	8
DRUMMOND, Casiem	1	2	0	0	0	0	0	0	3	2	0	1	0	0	7
CLARK, Shane	0	0	0	0	0	0	1	1	0	0	0	0	0	0	3
ANDERSON, Dwayne	2	5	0	1	0	2	2	1	3	3	4	0	1	1	23
STOKES, Corey	0	5	0	3	0	0	1	1	2	2	0	1	1	0	22
TEAM							2	2	4						
Totals.....	23	63	4	16	7	12	15	17	32	26	57	10	14	3	8

Percentages: FG%: 36.5%; 3FG%: 25.0%; FT%: 58.3%.

PITT 69 (17-4, 5-3 Big East)

Player	tot-fg		3-pt		rebounds			pf	tp	a	to	blk	s	min	
	fg	fga	fg	fga	of	dc	tot								
BROWN, Gilbert-f	3	3	1	1	2	3	1	3	4	2	9	2	4	1	1
YOUNG, Sam-f	5	12	1	3	4	7	3	5	8	0	15	2	4	4	0
BLAIR, DeJuan-c	3	7	0	0	4	5	3	11	14	3	10	0	3	1	2
BENJAMIN, Keith-g	3	10	1	4	1	2	0	4	4	2	8	7	2	0	0
RAMON, Ronald-g	2	5	2	5	4	4	0	2	2	4	10	2	3	0	1
BIGGS, Tyrell	3	5	0	0	8	12	2	2	4	1	14	0	0	1	0
WANAMAKER, Brad	0	4	0	2	1	2	0	0	0	1	1	2	1	0	0
McGHEE, Gary	1	1	0	0	0	0	0	0	3	2	0	0	1	0	6
TEAM							6	1	7						
Totals.....	20	47	5	15	24	35	15	28	43	16	69	15	18	8	4

Percentages: FG%: 42.6%; 3FG%: 33.3%; FT%: 68.6%.

Officials: John Cahill (R), J.D. Collins, Pat Driscoll; Technical fouls: None; Attendance: 12508.

Score by Periods	1st	2nd	Total
Villanova	23	34	57
Pitt	29	40	69

23

No. 21 PITT 55, WEST VIRGINIA 54

February 7, 2008 • Petersen Events Center • Pittsburgh, Pa.

Pitt's Ronald Ramon hit a game-winning 3-pointer from the corner to give Pitt its 55-54 win over West Virginia...Trailing 54-52, Pitt had possession of the ball with nine seconds on the clock after WVU's Alex Ruoff hit 1-2 free throws...After Pitt inbounded from halfcourt, Keith Benjamin drove to the basket, drew a WVU defender and found Ramon open in the corner for his buzzer-beating, game-winning 3-pointer...Pitt led 50-45 with 4:30 left in the game, but West Virginia went on an 8-0 run highlighted by a Darris Nichols 3-pointer to lead 53-50 with 1:22 left...DeJuan Blair's touch-pass to Benjamin pulled Pitt to within one point (53-52) with 59 seconds left...Pitt won its fourth game in a row vs. WVU and improved to 82-92 all-time vs. the Mountaineers...Pitt also claimed its seventh win in the last eight meetings between the two schools in Pittsburgh.

WEST VIRGINIA 54 (16-7, 5-5 Big East)

Player	tot-fg		3-pt		rebounds			pf	tp	a	to	blk	s	min	
	fg	fga	fg	fga	of	dc	tot								
BUTLER, Da'Sean-f	1	9	1	4	3	6	2	3	5	1	6	1	1	0	39
ALEXANDER, Joe-f	2	11	1	1	0	2	2	2	4	2	5	3	2	2	0
SMALLIGAN, Jamie-c	1	2	1	1	0	0	1	3	4	3	3	1	0	0	11
NICHOLS, Darris-g	6	15	2	7	2	4	0	1	1	3	16	2	0	0	3
RUOFF, Alex-g	1	1	1	1	2	4	0	3	3	0	5	1	3	0	1
THOROUGHMAN, Cam	0	2	0	0	0	1	1	2	3	2	0	1	0	0	19
MAZZULLA, Joe	6	7	3	4	0	0	0	3	3	2	15	0	0	0	1
BROWN, Jarrett	0	1	0	0	0	0	0	1	1	0	0	0	0	0	2
SMITH, Wellington	2	3	0	0	0	0	1	5	6	4	4	0	0	1	0
FLOWERS, John	0	2	0	0	0	0	0	0	0	0	0	2	0	0	6
TEAM							2	3	5						
Totals.....	19	53	9	19	7	17	9	26	35	17	54	9	8	3	6

Percentages: FG%: 35.8%; 3FG%: 47.4%; FT%: 41.2%.

PITT 55 (18-5, 6-4 Big East)

Player	tot-fg		3-pt		rebounds			pf	tp	a	to	blk	s	min	
	fg	fga	fg	fga	of	dc	tot								
BROWN, Gilbert-f	1	5	0	2	3	4	0	4	4	4	5	3	1	0	2
YOUNG, Sam-f	4	6	2	2	0	0	2	4	6	2	10	0	1	0	0
BLAIR, DeJuan-c	3	13	0	0	1	3	3	9	12	4	7	1	3	0	3
BENJAMIN, Keith-g	4	12	0	4	2	2	0	2	2	3	10	2	3	0	0
RAMON, Ronald-g	2	6	2	6	2	2	0	2	2	2	8	3	0	0	0
BIGGS, Tyrell	2	3	0	0	0	1	2	4	6	0	4	0	1	1	0
WANAMAKER, Brad	3	4	1	1	0	0	1	1	2	1	7	2	2	0	0
McGHEE, Gary	1	1	0	0	2	4	0	1	1	1	4	0	0	0	0
TEAM							1	3	4						
Totals.....	20	50	5	15	10	16	9	30	39	17	55	11	11	1	5

Percentages: FG%: 40.0%; 3FG%: 33.3%; FT%: 62.5%.

Officials: Karl Hess (R), J.D. Collins, John Higgins; Technical fouls: None; Attendance: 12508.

Score by Periods	1st	2nd	Total
West Virginia	27	27	54
Pitt	26	29	55

22

CONNECTICUT 60, No. 18 PITT 53

February 2, 2008 • XL Center • Hartford, Conn.

In a physical game typical of Big East competition, Connecticut pulled out a 60-53 decision...UConn scored on each of its last seven possessions and outscored Pitt 9-2 over the game's final 2:32...With the score tied 51-51, UConn's Craig Austrie gave the Huskies the lead with a 3-pointer...Following two Gilbert Brown free throws, A.J. Price gave UConn a 56-53 lead with a layup with 1:09 left...Pitt led by as many as eight points (21-13) in the first half, but the Huskies came back and went into halftime with a 22-22 tie despite committing 12 turnovers...DeJuan Blair registered his ninth double-double...Blair's nine rebounds ranked as the second highest offensive rebound total for a freshman in school history...Pitt finished with season lows for points (53), field goals made (19) and 3-point field goals made (2)...It was Pitt's second-worst shooting day of the year...Pitt has won just once in the last seven meetings between the two schools played in Connecticut...Pitt dropped to 24-30 in its all-time series against Connecticut.

PITT 53 (17-5, 5-4 Big East)

Player	tot-fg		3-pt		rebounds			pf	tp	a	to	blk	s	min	
	fg	fga	fg	fga	of	dc	tot								
BROWN, Gilbert-f	3	7	0	3	4	7	0	2	2	3	10	1	0	0	35
YOUNG, Sam-f	7	21	0	5	4	6	2	2	4	3	18	0	4	1	0
BLAIR, DeJuan-c	5	14	0	0	3	3	9	4	13	3	13	2	0	1	3
BENJAMIN, Keith-g	2	11	1	6	0	0	0	1	1	2	5	1	1	0	0
RAMON, Ronald-g	1	2	1	2	0	0	1	1	2	4	3	4	1	0	1
BIGGS, Tyrell	1	4	0	0	0	0	1	0	1	3	2	0	2	0	0
WANAMAKER, Brad	0	0	0	0	0	1	1	0	1	1	1	2	1	1	0
McGHEE, Gary	0	0	0	0	1	2	1	2	3	0	1	0	0	0	0
TEAM							1	6	7						
Totals.....	19	59	2	16	13	20	16	18	34	19	53	10	9	3	7

Percentages: FG%: 32.2%; 3FG%: 12.5%; FT%: 65.0%.

CONNECTICUT 60 (16-5, 6-3 Big East)

Player	tot-fg		3-pt		rebounds			pf	tp	a	to	blk	s	min	
	fg	fga	fg	fga	of	dc	tot								
ADRIEN, Jeff-f	5	10	0	0	4	6	1	5	6	2	14	1	3	4	0
ROBINSON, Stanley-f	1	4	0	0	2	2	1	2	3	5	4	0	0	0	0
THABEET, Hashem-c	2	4	0	0	2	2	1	6	7	3	6	0	4	5	0
PRICE, A.J.-g	6	12	1	5	8	9	0	6	6	0	21	5	4	0	0
AUSTRIE, Craig-g	5	11	3	6	0	0	0	1	1	2	13	2	0	0	1
BEVERLY, Donnell	0	0	0	0	0	0	0	2	2	1	0	1	0	1	8
WIGGINS, Doug	0	0	0	0	2	2	0	1	1	1	2	0	2	0	0
KELLY, Curtis	0	0	0	0	0	0	0	2	2	1	0	0	0	0	0
MANDELDOVE, Jonathan	0	1	0	0	0	0	1	0	1	0	0	0	0	0	0
EDWARDS, Gavin	0	0	0	0	0	0	0	0	0	0	0	0	1	1	0
TEAM							3	3	6						
Totals.....	19	42	4	11	18	21	7	28	35	15	60	9	14	10	2

Percentages: FG%: 45.2%; 3FG%: 36.4%; FT%: 85.7%.

Officials: Tim Higgins, Bob Donato, Frank Scagliotta; Technical fouls: None; Attendance: 16294.

Score by Periods	1st	2nd	Total
Pitt	22	31	53
Connecticut	22	38	60

</

2007-08 Pitt Men's Basketball
 PITT Season Schedule/Results & Leaders (as of Feb 07, 2008)
 All games

RECORD:	OVERALL	HOME	AWAY	NEUTRAL
ALL GAMES.....	(18-5)	(13-1)	(4-4)	(1-0)
CONFERENCE.....	(6-4)	(4-1)	(2-3)	(0-0)
NON-CONFERENCE.....	(12-1)	(9-0)	(2-1)	(1-0)

DATE	TIME	OPPONENT	SCORE	ATTEND	HIGH POINTS	HIGH REBOUNDS
11/09/07	7:00 PM	! HOUSTON BAPTIST	W 103-62	9072	(22) YOUNG, Sam	(14) BLAIR, DeJuan
11/10/07	4:00 PM	! NORTH CAROLINA A&T	W 88-61	9034	(24) YOUNG, Sam	(11) YOUNG, Sam
11/11/07	6:00 PM	! SAINT LOUIS	W 69-58	8231	(16) BLAIR, DeJuan (16) FIELDS, Levance	(8) BLAIR, DeJuan
11/15/07	7:30 PM	! MISSISSIPPI VALLEY STATE	W 78-45	9449	(17) YOUNG, Sam	(12) YOUNG, Sam
11/23/07	7:30 PM	BUFFALO	W 92-45	10596	(20) YOUNG, Sam	(8) YOUNG, Sam
11/27/07	7:30 PM	BOSTON	W 80-53	9433	(15) RAMON, Ronald	(6) BLAIR, DeJuan
12/01/07	2:00 PM	TOLEDO	W 78-52	9660	(17) YOUNG, Sam	(12) YOUNG, Sam
12/05/07	7:00 PM	at Duquesne	W 73-68	5358	(23) YOUNG, Sam	(9) BLAIR, DeJuan
12/08/07	12:00 PM	at Washington	W 75-74	9229	(20) FIELDS, Levance	(14) BLAIR, DeJuan
12/15/07	12:00 PM	OKLAHOMA STATE	W 85-68	12280	(20) BLAIR, DeJuan	(10) BLAIR, DeJuan
12/20/07	7:02 PM	vs Duke	WOT 65-64	19544	(21) FIELDS, Levance	(20) BLAIR, DeJuan
12/29/07	8:00 PM	at Dayton	55-80 L	13435	(15) YOUNG, Sam	(7) YOUNG, Sam
01/02/08	7:00 PM	LAFAYETTE	W 96-75	10851	(20) BENJAMIN, Keith	(7) YOUNG, Sam
01/06/08	12:00 PM	* at Villanova	63-64 L	6500	(16) YOUNG, Sam	(15) BLAIR, DeJuan
01/09/08	7:30 PM	* at South Florida	W 79-66	6027	(22) YOUNG, Sam	(9) BLAIR, DeJuan
01/12/08	2:00 PM	* SETON HALL	W 84-70	12508	(28) YOUNG, Sam	(14) BLAIR, DeJuan
01/14/08	7:00 PM	* GEORGETOWN	W 69-60	12508	(18) BENJAMIN, Keith (18) RAMON, Ronald	(9) BLAIR, DeJuan
01/19/08	4:00 PM	* at Cincinnati	59-62 L	10684	(24) YOUNG, Sam	(9) YOUNG, Sam
01/23/08	7:00 PM	* at St. John's	W 81-57	5219	(26) YOUNG, Sam	(8) BLAIR, DeJuan
01/26/08	6:00 PM	* RUTGERS	64-77 L	12508	(16) BROWN, Gilbert	(7) YOUNG, Sam (7) BLAIR, DeJuan
01/30/08	7:00 PM	* VILLANOVA	W 69-57	12508	(15) YOUNG, Sam	(14) BLAIR, DeJuan
02/02/08	1:00 PM	* at Connecticut	53-60 L	16294	(18) YOUNG, Sam	(13) BLAIR, DeJuan
02/07/08	7:00 PM	* WEST VIRGINIA	W 55-54	12508	(10) BENJAMIN, Keith (10) YOUNG, Sam	(12) BLAIR, DeJuan

* - Conference game

ATTENDANCE SUMMARY	GAMES	TOTALS	AVG/GAME
HOME.....	14	151146	10796
AWAY.....	8	72746	9093
NEUTRAL.....	1	19544	19544
TOTAL.....	23	243436	10584

2007-08 Pitt Men's Basketball
PITT Combined Team Statistics (as of Feb 07, 2008)
All games

RECORD:	OVERALL	HOME	AWAY	NEUTRAL
ALL GAMES	(18-5)	(13-1)	(4-4)	(1-0)
CONFERENCE	(6-4)	(4-1)	(2-3)	(0-0)
NON-CONFERENCE	(12-1)	(9-0)	(2-1)	(1-0)

## Player	GP-GS	Min--Avg	---TOTAL---		---3-PTS---			---REBOUNDS---												
			FG-FGA	Pct	3FG-FGA	Pct	FT-FTA	Pct	Off	Def	Tot	Avg	PF	FO	A	TO	Blk	Stl	Pts	Avg
23 YOUNG, Sam.....	23-23	721 31.3	152-308	.494	27-65	.415	77-112	.688	55	101	156	6.8	45	0	24	54	22	19	408	17.7
02 FIELDS, Levance....	12-12	346 28.8	52-116	.448	15-50	.300	24-34	.706	7	39	46	3.8	11	0	65	23	0	15	143	11.9
45 BLAIR, DeJuan.....	23-22	596 25.9	106-208	.510	0-0	.000	56-89	.629	94	130	224	9.7	61	1	22	40	29	46	268	11.7
31 COOK, Mike.....	11-11	273 24.8	38-88	.432	8-23	.348	30-36	.833	9	22	31	2.8	16	0	29	20	3	6	114	10.4
01 BENJAMIN, Keith....	23-11	590 25.7	77-176	.438	36-95	.379	21-27	.778	11	42	53	2.3	39	1	47	39	2	22	211	9.2
04 RAMON, Ronald.....	23-23	693 30.1	56-147	.381	37-102	.363	31-39	.795	10	48	58	2.5	43	0	90	35	2	16	180	7.8
11 BROWN, Gilbert.....	23-12	508 22.1	50-109	.459	15-51	.294	28-38	.737	22	46	68	3.0	49	1	39	20	8	18	143	6.2
05 BIGGS, Tyrell.....	23-1	483 21.0	57-122	.467	0-6	.000	29-47	.617	60	48	108	4.7	50	0	13	22	11	8	143	6.2
22 WANAMAKER, Brad....	20-0	248 12.4	20-60	.333	3-17	.176	8-19	.421	9	18	27	1.4	25	0	36	26	3	10	51	2.6
50 DIGGS, Cassin.....	9-0	61 6.8	8-15	.533	0-0	.000	0-2	.000	14	4	18	2.0	15	0	1	5	2	0	16	1.8
52 MCGHEE, Gary.....	13-0	70 5.4	8-12	.667	0-0	.000	5-13	.385	5	13	18	1.4	13	0	1	2	3	1	21	1.6
24 FRYE, Tim.....	7-0	12 1.7	4-6	.667	3-4	.750	0-0	.000	1	1	2	0.3	0	0	1	3	0	0	11	1.6
00 WALLACE, Austin....	4-0	12 3.0	1-4	.250	0-0	.000	0-0	.000	3	0	3	0.8	2	0	0	1	0	1	2	0.5
40 POLEN, Maurice.....	7-0	12 1.7	1-7	.143	0-3	.000	0-0	.000	1	3	4	0.6	1	0	1	1	0	0	2	0.3
TEAM.....									46	45	91	4.0	3		2					

Total.....	23	4625	630-1378	.457	144-416	.346	309-456	.678	347	560	907	39.4	373	3	369	293	85	162	1713	74.5
Opponents.....	23	4625	518-1283	.404	136-430	.316	260-374	.695	260	485	745	32.4	418	-	261	337	72	108	1432	62.3

TEAM STATISTICS	PITT	OPP	DATE	OPPONENT	W/L	SCORE	ATTEND
SCORING.....	1713	1432	!11/09/07	HOUSTON BAPTIST	W	103-62	9072
Points per game.....	74.5	62.3	!11/10/07	NORTH CAROLINA A&T	W	88-61	9034
Scoring margin.....	+12.2	-	!11/11/07	SAINT LOUIS	W	69-58	8231
FIELD GOALS-ATT.....	630-1378	518-1283	!11/15/07	MISSISSIPPI VALLEY STATE	W	78-45	9449
Field goal pct.....	.457	.404	11/23/07	BUFFALO	W	92-45	10596
3 POINT FG-ATT.....	144-416	136-430	11/27/07	BOSTON	W	80-53	9433
3-point FG pct.....	.346	.316	12/01/07	TOLEDO	W	78-52	9660
3-pt FG made per game..	6.3	5.9	12/05/07	at Duquesne	W	73-68	5358
FREE THROWS-ATT.....	309-456	260-374	12/08/07	at Washington	W	75-74	9229
Free throw pct.....	.678	.695	12/15/07	OKLAHOMA STATE	W	85-68	12280
REBOUNDS.....	907	745	12/20/07	vs Duke	W OT	65-64	19544
Rebounds per game.....	39.4	32.4	12/29/07	at Dayton	L	55-80	13435
Rebounding margin.....	+7.0	-	01/02/08	LAFAYETTE	W	96-75	10851
ASSISTS.....	369	261	*01/06/08	at Villanova	L	63-64	6500
Assists per game.....	16.0	11.3	*01/09/08	at South Florida	W	79-66	6027
TURNOVERS.....	293	337	*01/12/08	SETON HALL	W	84-70	12508
Turnovers per game.....	12.7	14.7	*01/14/08	GEORGETOWN	W	69-60	12508
Turnover margin.....	+1.9	-	*01/19/08	at Cincinnati	L	59-62	10684
Assist/turnover ratio..	1.3	0.8	*01/23/08	at St. John's	W	81-57	5219
STEALS.....	162	108	*01/26/08	RUTGERS	L	64-77	12508
Steals per game.....	7.0	4.7	*01/30/08	VILLANOVA	W	69-57	12508
BLOCKS.....	85	72	*02/02/08	at Connecticut	L	53-60	16294
Blocks per game.....	3.7	3.1	*02/07/08	WEST VIRGINIA	W	55-54	12508
WINNING STREAK.....	1	-					
Home win streak.....	2	-					
ATTENDANCE.....	151146	92290					
Home games-Avg/Game....	14-10796	8-9093					
Neutral site-Avg/Game..	-	1-19544					

SCORE BY PERIODS:	1st	2nd	OT	Total
PITT.....	804	902	7	- 1713
Opponents.....	648	778	6	- 1432

2007-08 Pitt Men's Basketball
PITT Combined Team Statistics (as of Feb 07, 2008)
Conference games

RECORD:	OVERALL	HOME	AWAY	NEUTRAL
ALL GAMES	(6-4)	(4-1)	(2-3)	(0-0)
CONFERENCE	(6-4)	(4-1)	(2-3)	(0-0)
NON-CONFERENCE	(0-0)	(0-0)	(0-0)	(0-0)

## Player	GP-GS	Min--Avg	---TOTAL---		---3-PTS---			---REBOUNDS---				PF	FO	A	TO	Blk	Stl	Pts	Avg	
			FG-FGA	Pct	3FG-FGA	Pct	FT-FTA	Pct	Off	Def	Tot									Avg
23 YOUNG, Sam.....	10-10	335 33.5	67-148	.453	12-34	.353	33-53	.623	22	39	61	6.1	20	0	16	20	10	4	179	17.9
01 BENJAMIN, Keith....	10-10	351 35.1	42-98	.429	21-53	.396	14-20	.700	3	22	25	2.5	24	1	28	27	0	13	119	11.9
45 BLAIR, DeJuan.....	10-10	299 29.9	46-103	.447	0-0	.000	25-42	.595	41	63	104	10.4	31	0	12	22	8	16	117	11.7
04 RAMON, Ronald.....	10-10	336 33.6	27-67	.403	17-45	.378	15-18	.833	3	21	24	2.4	25	0	51	20	1	8	86	8.6
11 BROWN, Gilbert.....	10-10	287 28.7	26-53	.491	7-24	.292	18-26	.692	8	25	33	3.3	26	0	21	13	5	7	77	7.7
05 BIGGS, Tyrell.....	10-0	218 21.8	22-57	.386	0-1	.000	13-22	.591	27	25	52	5.2	21	0	2	10	6	3	57	5.7
52 MCGHEE, Gary.....	9-0	50 5.6	7-9	.778	0-0	.000	4-11	.364	3	8	11	1.2	11	0	1	1	3	1	18	2.0
22 WANAMAKER, Brad....	10-0	118 11.8	7-24	.292	1-5	.200	3-8	.375	6	9	15	1.5	12	0	15	11	2	1	18	1.8
24 FRYE, Tim.....	2-0	3 1.5	1-1	1.000	1-1	1.000	0-0	.000	0	1	1	0.5	0	0	1	0	0	0	3	1.5
40 POLEN, Maurice.....	2-0	3 1.5	1-2	.500	0-0	.000	0-0	.000	0	0	0	0.0	1	0	0	0	0	0	2	1.0
TEAM.....																				
Total.....	10	2000	246-562	.438	59-163	.362	125-200	.625	143	236	379	37.9	172	1	147	125	35	53	676	67.6
Opponents.....	10	2000	227-546	.416	51-163	.313	122-179	.682	115	218	333	33.3	190	-	107	123	43	51	627	62.7

TEAM STATISTICS	PITT	OPP	DATE	OPPONENT	W/L	SCORE	ATTEND
SCORING.....	676	627	*01/06/08	at Villanova	L	63-64	6500
Points per game.....	67.6	62.7	*01/09/08	at South Florida	W	79-66	6027
Scoring margin.....	+4.9	-	*01/12/08	SETON HALL	W	84-70	12508
FIELD GOALS-ATT.....	246-562	227-546	*01/14/08	GEORGETOWN	W	69-60	12508
Field goal pct.....	.438	.416	*01/19/08	at Cincinnati	L	59-62	10684
3 POINT FG-ATT.....	59-163	51-163	*01/23/08	at St. John's	W	81-57	5219
3-point FG pct.....	.362	.313	*01/26/08	RUTGERS	L	64-77	12508
3-pt FG made per game..	5.9	5.1	*01/30/08	VILLANOVA	W	69-57	12508
FREE THROWS-ATT.....	125-200	122-179	*02/02/08	at Connecticut	L	53-60	16294
Free throw pct.....	.625	.682	*02/07/08	WEST VIRGINIA	W	55-54	12508
REBOUNDS.....	379	333					
Rebounds per game.....	37.9	33.3					
Rebounding margin.....	+4.6	-					
ASSISTS.....	147	107					
Assists per game.....	14.7	10.7					
TURNOVERS.....	125	123					
Turnovers per game....	12.5	12.3					
Turnover margin.....	-0.2	-					
Assist/turnover ratio..	1.2	0.9					
STEALS.....	53	51					
Steals per game.....	5.3	5.1					
BLOCKS.....	35	43					
Blocks per game.....	3.5	4.3					
WINNING STREAK.....	1	-					
Home win streak.....	2	-					
ATTENDANCE.....	62540	44724					
Home games-Avg/Game....	5-12508	5-8945					
Neutral site-Avg/Game..	-	0-0					

SCORE BY PERIODS:	1st	2nd	Total
PITT.....	312	364	- 676
Opponents.....	277	350	- 627

2007-08 Pitt Men's Basketball
PITT Team Game-by-Game (as of Feb 07, 2008)
All games

TEAM STATISTICS

Opponent	Date	Score	W/L	---TOTAL---		--3-PTRS--		FT-FTA		----REBOUNDS----				PF	A	TO	Blk	Stl	Pts---Avg		
				FG-FGA	Pct	3FG-FGA	Pct	Pct	Pct	Off	Def	Tot	Avg								
HOUSTON BAPTIST	11/09/07	103-62	W	42-92	.457	10-34	.294	9-12	.750	27	32	59	59.0	16	31	13	3	16	103	103.0	
NORTH CAROLINA A&T	11/10/07	88-61	W	33-63	.524	12-27	.444	10-12	.833	14	24	38	48.5	14	18	14	3	9	88	95.5	
SAINT LOUIS	11/11/07	69-58	W	28-55	.509	4-9	.444	9-18	.500	13	20	33	43.3	9	11	8	2	7	69	86.7	
MISSISSIPPI VALLEY ST	11/15/07	78-45	W	31-65	.477	6-22	.273	10-14	.714	15	35	50	45.0	14	19	10	5	5	78	84.5	
BUFFALO	11/23/07	92-45	W	34-67	.507	6-22	.273	18-22	.818	15	27	42	44.4	13	21	14	4	16	92	86.0	
BOSTON	11/27/07	80-53	W	28-55	.509	10-22	.455	14-19	.737	15	19	34	42.7	15	19	16	5	11	80	85.0	
TOLEDO	12/01/07	78-52	W	31-72	.431	5-16	.313	11-14	.786	23	28	51	43.9	12	21	7	3	5	78	84.0	
at Duquesne	12/05/07	73-68	W	25-61	.410	4-16	.250	19-27	.704	16	28	44	43.9	19	13	18	5	6	73	82.6	
at Washington	12/08/07	75-74	W	28-56	.500	5-11	.455	14-20	.700	12	23	35	42.9	16	12	9	2	4	75	81.8	
OKLAHOMA STATE	12/15/07	85-68	W	27-49	.551	7-14	.500	24-29	.828	6	24	30	41.6	14	17	13	6	10	85	82.1	
vs Duke	12/20/07	65-64	Wot	23-65	.354	3-19	.158	16-24	.667	19	34	53	42.6	23	10	22	4	8	65	80.5	
at Dayton	12/29/07	55-80	L	19-64	.297	3-25	.120	14-21	.667	18	17	35	42.0	19	7	11	2	3	55	78.4	
LAFAYETTE	01/02/08	96-75	W	35-52	.673	10-16	.625	16-24	.667	11	13	24	40.6	17	23	13	6	9	96	79.8	
at Villanova	01/06/08	63-64	L	25-55	.455	5-11	.455	8-13	.615	18	25	43	40.8	21	10	22	7	3	63	78.6	
at South Florida	01/09/08	79-66	W	31-58	.534	8-16	.500	9-14	.643	16	20	36	40.5	15	20	10	3	5	79	78.6	
SETON HALL	01/12/08	84-70	W	28-57	.491	11-20	.550	17-30	.567	12	33	45	40.8	18	22	13	7	5	84	78.9	
GEORGETOWN	01/14/08	69-60	W	23-56	.411	6-17	.353	17-26	.654	17	20	37	40.5	12	13	8	0	6	69	78.4	
at Cincinnati	01/19/08	59-62	L	23-55	.418	3-17	.176	10-16	.625	12	19	31	40.0	19	11	8	1	5	59	77.3	
at St. John's	01/23/08	81-57	W	30-55	.545	8-15	.533	13-22	.591	11	25	36	39.8	18	17	13	3	8	81	77.5	
RUTGERS	01/26/08	64-77	L	27-70	.386	6-21	.286	4-8	.500	17	18	35	39.5	17	18	13	2	5	64	76.8	
VILLANOVA	01/30/08	69-57	W	20-47	.426	5-15	.333	24-35	.686	15	28	43	39.7	16	15	18	8	4	69	76.4	
at Connecticut	02/02/08	53-60	L	19-59	.322	2-16	.125	13-20	.650	16	18	34	39.5	19	10	9	3	7	53	75.4	
WEST VIRGINIA	02/07/08	55-54	W	20-50	.400	5-15	.333	10-16	.625	9	30	39	39.4	17	11	11	1	5	55	74.5	
PITT				1713	630-1378	.457	144-416	.346	309-456	.678	347	560	907	39.4	373	369	293	85	162	1713	74.5
Opponents				1432	518-1283	.404	136-430	.316	260-374	.695	260	485	745	32.4	418	261	337	72	108	1432	62.3

Games played: 23
Points/game: 74.5
FG Pct: 45.7
3FG Pct: 34.6
FT Pct: 67.8

Rebounds/game: 39.4
Assists/game: 16.0
Turnovers/game: 12.7
Assist/turnover ratio: 1.3
Steals/game: 7.0
Blocks/game: 3.7

2007-08 Pitt Men's Basketball
PITT Opponent Game-by-Game (as of Feb 07, 2008)
All games

OPPONENT STATISTICS

Opponent	Date	Score	W/L	---TOTAL---		--3-PTRS--		FT-FTA		---REBOUNDS---				PF	A	TO	Blk	Stl	Pts---Avg	
				FG-FGA	Pct	3FG-FGA	Pct	Pct	Pct	Off	Def	Tot	Avg							
HOUSTON BAPTIST	11/09/07	103-62	W	22-61	.361	6-20	.300	12-14	.857	8	24	32	32.0	16	12	22	3	5	62	62.0
NORTH CAROLINA A&T	11/10/07	88-61	W	22-54	.407	4-19	.211	13-17	.765	11	17	28	30.0	13	11	18	1	8	61	61.5
SAINT LOUIS	11/11/07	69-58	W	24-48	.500	6-15	.400	4-4	1.000	4	20	24	28.0	17	15	14	1	3	58	60.3
MISSISSIPPI VALLEY ST	11/15/07	78-45	W	15-57	.263	4-16	.250	11-15	.733	9	21	30	28.5	12	8	10	0	2	45	56.5
BUFFALO	11/23/07	92-45	W	19-56	.339	4-19	.211	3-6	.500	10	19	29	28.6	21	13	25	1	6	45	54.2
BOSTON	11/27/07	80-53	W	17-54	.315	8-24	.333	11-17	.647	18	14	32	29.2	14	8	20	4	4	53	54.0
TOLEDO	12/01/07	78-52	W	19-55	.345	7-27	.259	7-10	.700	9	19	28	29.0	16	8	12	3	3	52	53.7
at Duquesne	12/05/07	73-68	W	25-65	.385	2-20	.100	16-19	.842	12	24	36	29.9	22	13	16	6	8	68	55.5
at Washington	12/08/07	75-74	W	29-63	.460	11-24	.458	5-10	.500	14	20	34	30.3	13	18	8	2	2	74	57.6
OKLAHOMA STATE	12/15/07	85-68	W	26-62	.419	6-21	.286	10-15	.667	15	20	35	30.8	20	8	17	4	8	68	58.6
vs Duke	12/20/07	65-64	Wot	23-61	.377	4-19	.211	14-26	.538	11	28	39	31.5	24	12	20	1	4	64	59.1
at Dayton	12/29/07	55-80	L	26-50	.520	6-12	.500	22-28	.786	10	31	41	32.3	18	9	14	1	0	80	60.8
LAFAYETTE	01/02/08	96-75	W	24-51	.471	17-31	.548	10-14	.714	14	10	24	31.7	22	19	18	2	4	75	61.9
at Villanova	01/06/08	63-64	L	20-59	.339	6-22	.273	18-24	.750	16	15	31	31.6	18	8	10	1	11	64	62.1
at South Florida	01/09/08	79-66	W	26-60	.433	6-18	.333	8-14	.571	18	14	32	31.7	14	16	10	4	2	66	62.3
SETON HALL	01/12/08	84-70	W	24-69	.348	5-23	.217	17-21	.810	15	21	36	31.9	21	8	11	2	7	70	62.8
GEORGETOWN	01/14/08	69-60	W	23-52	.442	3-20	.150	11-13	.846	10	23	33	32.0	21	15	10	7	2	60	62.6
at Cincinnati	01/19/08	59-62	L	20-43	.465	2-8	.250	20-27	.741	8	24	32	32.0	20	10	11	2	3	62	62.6
at St. John's	01/23/08	81-57	W	24-51	.471	3-12	.250	6-16	.375	8	21	29	31.8	21	9	16	3	7	57	62.3
RUTGERS	01/26/08	64-77	L	29-54	.537	9-14	.643	10-14	.714	9	29	38	32.2	17	13	19	8	3	77	63.0
VILLANOVA	01/30/08	69-57	W	23-63	.365	4-16	.250	7-12	.583	15	17	32	32.1	26	10	14	3	8	57	62.8
at Connecticut	02/02/08	53-60	L	19-42	.452	4-11	.364	18-21	.857	7	28	35	32.3	15	9	14	10	2	60	62.6
WEST VIRGINIA	02/07/08	55-54	W	19-53	.358	9-19	.474	7-17	.412	9	26	35	32.4	17	9	8	3	6	54	62.3
Opponents		1432		518-1283	.404	136-430	.316	260-374	.695	260	485	745	32.4	418	261	337	72	108	1432	62.3
PITT		1713		630-1378	.457	144-416	.346	309-456	.678	347	560	907	39.4	373	369	293	85	162	1713	74.5

Games played: 23
Points/game: 62.3
FG Pct: 40.4
3FG Pct: 31.6
FT Pct: 69.5

Rebounds/game: 32.4
Assists/game: 11.3
Turnovers/game: 14.7
Assist/turnover ratio: 0.8
Steals/game: 4.7
Blocks/game: 3.1

2007-08 Pitt Men's Basketball
PITT Game-by-Game Points-Rebounds-Assists (as of Feb 07, 2008)
All games

Opponent	Date	Score	WL	00	01	02	04	05	11	22	23	24
				WALLACE,A	BENJAMIN,	FIELDS,LE	RAMON,RON	BIGGS,TYR	BROWN,GIL	WANAMAKER	YOUNG,SAM	FRYE,TIM
HOUSTON BAPTIST	11/09/07	103-62	W	0- 2- 0	16- 5- 2	6- 5- 6	8- 2- 4	5- 3- 3	2- 4- 2	4- 4- 8	22- 9- 1	3- 0- 0
NORTH CAROLINA A&T	11/10/07	88-61	W	DNP	3- 1- 2	7- 2- 5	12- 1- 1	6- 5- 1	3- 0- 1	4- 2- 3	24-11- 0	DNP
SAINT LOUIS	11/11/07	69-58	W	DNP	0- 0- 0	16- 4- 6	6- 1- 3	5- 4- 0	6- 0- 0	2- 1- 0	12- 7- 0	DNP
MISSISSIPPI VALLEY STAT	11/15/07	78-45	W	2- 0- 0	7- 1- 3	2- 5- 3	6- 3- 3	10- 4- 1	12- 4- 2	7- 1- 4	17-12- 1	2- 1- 0
BUFFALO	11/23/07	92-45	W	0- 1- 0	17- 1- 1	15- 5- 7	3- 2- 0	12- 4- 1	10- 3- 4	3- 1- 3	20- 8- 2	0- 0- 0
BOSTON	11/27/07	80-53	W	0- 0- 0	5- 3- 2	11- 2- 8	15- 3- 1	6- 1- 1	5- 4- 1	2- 1- 0	14- 4- 0	0- 0- 0
TOLEDO	12/01/07	78-52	W	DNP	6- 1- 1	5- 5- 9	5- 3- 3	6-11- 1	6- 4- 1	6- 0- 0	17-12- 1	DNP
at Duquesne	12/05/07	73-68	W	DNP	2- 6- 1	10- 5- 5	9- 3- 3	2- 4- 1	5- 1- 1	0- 0- 0	23- 5- 0	DNP
at Washington	12/08/07	75-74	W	DNP	2- 2- 0	20- 5- 3	3- 2- 2	4- 4- 0	2- 0- 1	DNP	14- 3- 0	DNP
OKLAHOMA STATE	12/15/07	85-68	W	DNP	5- 0- 2	17- 3- 6	10- 5- 5	3- 3- 1	0- 1- 1	DNP	15- 3- 1	DNP
vs Duke	12/20/07	65-64	WO	DNP	2- 3- 0	21- 2- 4	4- 2- 2	2- 4- 0	2- 7- 2	DNP	17- 7- 1	DNP
at Dayton	12/29/07	55-80	L	DNP	7- 3- 0	13- 3- 3	2- 3- 2	6- 5- 0	3- 5- 1	0- 0- 1	15- 7- 0	DNP
LAFAYETTE	01/02/08	96-75	W	DNP	20- 2- 5	DNP	11- 4-10	19- 4- 1	10- 2- 1	5- 2- 2	19- 7- 1	3- 0- 0
at Villanova	01/06/08	63-64	L	DNP	15- 2- 1	DNP	3- 2- 3	7- 5- 1	10- 4- 2	0- 2- 0	16- 5- 1	DNP
at South Florida	01/09/08	79-66	W	DNP	20- 3- 3	DNP	6- 1- 7	2- 7- 0	10- 4- 4	1- 1- 3	22- 4- 1	DNP
SETON HALL	01/12/08	84-70	W	DNP	12- 2- 6	DNP	14- 2- 8	8-10- 1	0- 3- 1	0- 2- 1	28- 8- 3	0- 1- 1
GEORGETOWN	01/14/08	69-60	W	DNP	18- 3- 2	DNP	18- 2- 4	7- 3- 0	2- 4- 3	0- 2- 2	9- 6- 2	DNP
at Cincinnati	01/19/08	59-62	L	DNP	11- 2- 0	DNP	4- 0- 8	6- 5- 0	8- 4- 2	2- 2- 0	24- 9- 1	DNP
at St. John's	01/23/08	81-57	W	DNP	9- 3- 4	DNP	16- 5- 5	5- 5- 0	7- 2- 2	2- 2- 2	26- 4- 3	3- 0- 0
RUTGERS	01/26/08	64-77	L	DNP	11- 3- 2	DNP	4- 6- 7	2- 6- 0	16- 2- 1	4- 1- 1	11- 7- 3	DNP
VILLANOVA	01/30/08	69-57	W	DNP	8- 4- 7	DNP	10- 2- 2	14- 4- 0	9- 4- 2	1- 0- 2	15- 8- 2	DNP
at Connecticut	02/02/08	53-60	L	DNP	5- 1- 1	DNP	3- 2- 4	2- 1- 0	10- 2- 1	1- 1- 2	18- 4- 0	DNP
WEST VIRGINIA	02/07/08	55-54	W	DNP	10- 2- 2	DNP	8- 2- 3	4- 6- 0	5- 4- 3	7- 2- 2	10- 6- 0	DNP

Opponent	Date	Score	WL	31	40	45	50	52
				COOK,MIKE	POLEN,MAU	BLAIR,DEJ	DIGGS,CAS	MCGHEE,GA
HOUSTON BAPTIST	11/09/07	103-62	W	13- 6- 2	0- 0- 0	20-14- 2	4- 4- 1	DNP
NORTH CAROLINA A&T	11/10/07	88-61	W	13- 3- 5	DNP	10- 7- 0	6- 4- 0	0- 1- 0
SAINT LOUIS	11/11/07	69-58	W	6- 2- 2	DNP	16- 8- 0	0- 1- 0	DNP
MISSISSIPPI VALLEY STAT	11/15/07	78-45	W	6- 1- 0	0- 1- 1	2- 7- 1	4- 3- 0	1- 3- 0
BUFFALO	11/23/07	92-45	W	8- 5- 2	0- 2- 0	4- 5- 1	0- 1- 0	0- 0- 0
BOSTON	11/27/07	80-53	W	11- 2- 6	0- 1- 0	9- 6- 0	0- 4- 0	2- 3- 0
TOLEDO	12/01/07	78-52	W	14- 1- 3	DNP	11-11- 2	2- 1- 0	DNP
at Duquesne	12/05/07	73-68	W	12- 4- 2	DNP	10- 9- 0	DNP	DNP
at Washington	12/08/07	75-74	W	14- 1- 6	DNP	16-14- 0	DNP	DNP
OKLAHOMA STATE	12/15/07	85-68	W	15- 2- 1	DNP	20-10- 0	DNP	DNP
vs Duke	12/20/07	65-64	WO	2- 4- 0	DNP	15-20- 1	DNP	DNP
at Dayton	12/29/07	55-80	L	DNP	DNP	9- 6- 0	0- 0- 0	DNP
LAFAYETTE	01/02/08	96-75	W	DNP	0- 0- 0	9- 3- 3	0- 0- 0	DNP
at Villanova	01/06/08	63-64	L	DNP	DNP	12-15- 2	DNP	DNP
at South Florida	01/09/08	79-66	W	DNP	DNP	12- 9- 1	DNP	6- 4- 1
SETON HALL	01/12/08	84-70	W	DNP	2- 0- 0	20-14- 1	DNP	0- 0- 0
GEORGETOWN	01/14/08	69-60	W	DNP	DNP	15- 9- 0	DNP	0- 0- 0
at Cincinnati	01/19/08	59-62	L	DNP	DNP	4- 3- 0	DNP	0- 2- 0
at St. John's	01/23/08	81-57	W	DNP	0- 0- 0	10- 8- 1	DNP	3- 0- 0
RUTGERS	01/26/08	64-77	L	DNP	DNP	14- 7- 4	DNP	2- 1- 0
VILLANOVA	01/30/08	69-57	W	DNP	DNP	10-14- 0	DNP	2- 0- 0
at Connecticut	02/02/08	53-60	L	DNP	DNP	13-13- 2	DNP	1- 3- 0
WEST VIRGINIA	02/07/08	55-54	W	DNP	DNP	7-12- 1	DNP	4- 1- 0

2007-08 Pitt Men's Basketball
PITT Game-by-Game Highs (as of Feb 07, 2008)
All games

Opponent	Date	Score	WL	POINTS	REBOUNDS	ASSISTS	STEALS	BLOCKED SHOTS
HOUSTON BAPTIST	11/09/07	103-62	W	22-YOUNG, Sam	14-BLAIR, DeJuan	8-WANAMAKER, Br	4-BLAIR, DeJuan	1-DIGGS, Cassin BROWN, Gilber BLAIR, DeJuan
NORTH CAROLINA A&T	11/10/07	88-61	W	24-YOUNG, Sam	11-YOUNG, Sam	5-FIELDS, Levan COOK, Mike	4-YOUNG, Sam	1-BROWN, Gilber COOK, Mike YOUNG, Sam
SAINT LOUIS	11/11/07	69-58	W	16-FIELDS, Levan BLAIR, DeJuan	8-BLAIR, DeJuan	6-FIELDS, Levan	3-BLAIR, DeJuan	2-YOUNG, Sam
MISSISSIPPI VALLEY STATE	11/15/07	78-45	W	17-YOUNG, Sam	12-YOUNG, Sam	4-WANAMAKER, Br	1-WANAMAKER, Br BROWN, Gilber BLAIR, DeJuan FIELDS, Levan BENJAMIN, Kei	2-BLAIR, DeJuan
BUFFALO	11/23/07	92-45	W	20-YOUNG, Sam	8-YOUNG, Sam	7-FIELDS, Levan	4-YOUNG, Sam	3-YOUNG, Sam
BOSTON	11/27/07	80-53	W	15-RAMON, Ronald	6-BLAIR, DeJuan	8-FIELDS, Levan	3-BLAIR, DeJuan	3-BLAIR, DeJuan
TOLEDO	12/01/07	78-52	W	17-YOUNG, Sam	12-YOUNG, Sam	9-FIELDS, Levan	3-BLAIR, DeJuan	2-BLAIR, DeJuan
at Duquesne	12/05/07	73-68	W	23-YOUNG, Sam	9-BLAIR, DeJuan	5-FIELDS, Levan	3-BLAIR, DeJuan	2-BENJAMIN, Kei
at Washington	12/08/07	75-74	W	20-FIELDS, Levan	14-BLAIR, DeJuan	6-COOK, Mike	3-BLAIR, DeJuan	2-BLAIR, DeJuan
OKLAHOMA STATE	12/15/07	85-68	W	20-BLAIR, DeJuan	10-BLAIR, DeJuan	6-FIELDS, Levan	3-RAMON, Ronald	5-BLAIR, DeJuan
vs Duke	12/20/07	65-64	WO	21-FIELDS, Levan	20-BLAIR, DeJuan	4-FIELDS, Levan	2-FIELDS, Levan BROWN, Gilber YOUNG, Sam	3-BLAIR, DeJuan
at Dayton	12/29/07	55-80	L	15-YOUNG, Sam	7-YOUNG, Sam	3-FIELDS, Levan	2-FIELDS, Levan	1-BLAIR, DeJuan YOUNG, Sam
LAFAYETTE	01/02/08	96-75	W	20-BENJAMIN, Kei	7-YOUNG, Sam	10-RAMON, Ronald	4-BLAIR, DeJuan	2-BIGGS, Tyrell YOUNG, Sam
at Villanova	01/06/08	63-64	L	16-YOUNG, Sam	15-BLAIR, DeJuan	3-RAMON, Ronald	2-BLAIR, DeJuan	3-BROWN, Gilber
at South Florida	01/09/08	79-66	W	22-YOUNG, Sam	9-BLAIR, DeJuan	7-RAMON, Ronald	2-BLAIR, DeJuan	2-BLAIR, DeJuan
SETON HALL	01/12/08	84-70	W	28-YOUNG, Sam	14-BLAIR, DeJuan	8-RAMON, Ronald	3-BENJAMIN, Kei	2-BLAIR, DeJuan
GEORGETOWN	01/14/08	69-60	W	18-RAMON, Ronald BENJAMIN, Kei	9-BLAIR, DeJuan	4-RAMON, Ronald	2-BENJAMIN, Kei	None
at Cincinnati	01/19/08	59-62	L	24-YOUNG, Sam	9-YOUNG, Sam	8-RAMON, Ronald	2-BROWN, Gilber BLAIR, DeJuan	1-YOUNG, Sam
at St. John's	01/23/08	81-57	W	26-YOUNG, Sam	8-BLAIR, DeJuan	5-RAMON, Ronald	3-BENJAMIN, Kei	2-BIGGS, Tyrell
RUTGERS	01/26/08	64-77	L	16-BROWN, Gilber	7-BLAIR, DeJuan YOUNG, Sam	7-RAMON, Ronald	1-RAMON, Ronald BENJAMIN, Kei BROWN, Gilber WANAMAKER, Br YOUNG, Sam	1-RAMON, Ronald BIGGS, Tyrell
VILLANOVA	01/30/08	69-57	W	15-YOUNG, Sam	14-BLAIR, DeJuan	7-BENJAMIN, Kei	2-BLAIR, DeJuan	4-YOUNG, Sam
at Connecticut	02/02/08	53-60	L	18-YOUNG, Sam	13-BLAIR, DeJuan	4-RAMON, Ronald	3-BENJAMIN, Kei BLAIR, DeJuan	1-YOUNG, Sam BLAIR, DeJuan WANAMAKER, Br
WEST VIRGINIA	02/07/08	55-54	W	10-YOUNG, Sam BENJAMIN, Kei	12-BLAIR, DeJuan	3-RAMON, Ronald BROWN, Gilber	3-BLAIR, DeJuan	1-BIGGS, Tyrell

2007-08 Pitt Men's Basketball
PITT Team High/Low Analysis (as of Feb 07, 2008)
All games

PITT - TEAM GAME HIGHS

POINTS.....	103	vs Houston Baptist (11/09/07)
	96	vs Lafayette (01/02/08)
	92	vs Buffalo (11/23/07)
	88	vs North Carolina A&T (11/10/07)
	85	vs Oklahoma State (12/15/07)
FIELD GOALS MADE.....	42	vs Houston Baptist (11/09/07)
	35	vs Lafayette (01/02/08)
FIELD GOAL ATTEMPTS.....	92	vs Houston Baptist (11/09/07)
	72	vs Toledo (12/01/07)
FIELD GOAL PERCENTAGE.....	.673 (35-52)	vs Lafayette (01/02/08)
	.551 (27-49)	vs Oklahoma State (12/15/07)
3 PT FIELD GOALS MADE.....	12	vs North Carolina A&T (11/10/07)
	11	vs Seton Hall (01/12/08)
3 PT FG ATTEMPTS.....	34	vs Houston Baptist (11/09/07)
	27	vs North Carolina A&T (11/10/07)
3 PT FG PERCENTAGE.....	.625 (10-16)	vs Lafayette (01/02/08)
	.550 (11-20)	vs Seton Hall (01/12/08)
FREE THROWS MADE.....	24	vs Villanova (01/30/08)
	24	vs Oklahoma State (12/15/07)
FREE THROW ATTEMPTS.....	35	vs Villanova (01/30/08)
	30	vs Seton Hall (01/12/08)
FREE THROW PERCENTAGE.....	.833 (10-12)	vs North Carolina A&T (11/10/07)
	.828 (24-29)	vs Oklahoma State (12/15/07)
REBOUNDS.....	59	vs Houston Baptist (11/09/07)
	53	vs Duke (12/20/07)
ASSISTS.....	31	vs Houston Baptist (11/09/07)
	23	vs Lafayette (01/02/08)
STEALS.....	16	vs Buffalo (11/23/07)
	16	vs Houston Baptist (11/09/07)
BLOCKED SHOTS.....	8	vs Villanova (01/30/08)
	7	vs Seton Hall (01/12/08)
	7	at Villanova (01/06/08)
TURNOVERS.....	22	at Villanova (01/06/08)
	22	vs Duke (12/20/07)
FOULS.....	23	vs Duke (12/20/07)
	21	at Villanova (01/06/08)

2007-08 Pitt Men's Basketball
PITT High/Low Analysis (as of Feb 07, 2008)
All games

Opponent - GAME HIGHS

POINTS.....	80	at Dayton (12/29/07)
	77	vs Rutgers (01/26/08)
	75	vs Lafayette (01/02/08)
	74	at Washington (12/08/07)
	70	vs Seton Hall (01/12/08)
FIELD GOALS MADE.....	29	vs Rutgers (01/26/08)
	29	at Washington (12/08/07)
FIELD GOAL ATTEMPTS.....	69	vs Seton Hall (01/12/08)
	65	at Duquesne (12/05/07)
FIELD GOAL PERCENTAGE.....	.537 (29-54)	vs Rutgers (01/26/08)
	.520 (26-50)	at Dayton (12/29/07)
3 PT FIELD GOALS MADE.....	17	vs Lafayette (01/02/08)
	11	at Washington (12/08/07)
3 PT FG ATTEMPTS.....	31	vs Lafayette (01/02/08)
	27	vs Toledo (12/01/07)
3 PT FG PERCENTAGE.....	.643 (9-14)	vs Rutgers (01/26/08)
	.548 (17-31)	vs Lafayette (01/02/08)
FREE THROWS MADE.....	22	at Dayton (12/29/07)
	20	at Cincinnati (01/19/08)
FREE THROW ATTEMPTS.....	28	at Dayton (12/29/07)
	27	at Cincinnati (01/19/08)
FREE THROW PERCENTAGE.....	1.000 (4-4)	vs Saint Louis (11/11/07)
	.857 (18-21)	at Connecticut (02/02/08)
	.857 (12-14)	vs Houston Baptist (11/09/07)
REBOUNDS.....	41	at Dayton (12/29/07)
	39	vs Duke (12/20/07)
ASSISTS.....	19	vs Lafayette (01/02/08)
	18	at Washington (12/08/07)
STEALS.....	11	at Villanova (01/06/08)
	8	vs Villanova (01/30/08)
	8	vs Oklahoma State (12/15/07)
	8	at Duquesne (12/05/07)
	8	vs North Carolina A&T (11/10/07)
BLOCKED SHOTS.....	10	at Connecticut (02/02/08)
	8	vs Rutgers (01/26/08)
TURNOVERS.....	25	vs Buffalo (11/23/07)
	22	vs Houston Baptist (11/09/07)
FOULS.....	26	vs Villanova (01/30/08)
	24	vs Duke (12/20/07)

2007-08 Pitt Men's Basketball
PITT High/Low Analysis (as of Feb 07, 2008)
All games

PITT - GAME LOWS

POINTS.....	53	at Connecticut (02/02/08)
	55	at Dayton (12/29/07)
	55	vs West Virginia (02/07/08)
	59	at Cincinnati (01/19/08)
	63	at Villanova (01/06/08)
FIELD GOALS MADE.....	19	at Dayton (12/29/07)
	19	at Connecticut (02/02/08)
FIELD GOAL ATTEMPTS.....	47	vs Villanova (01/30/08)
	49	vs Oklahoma State (12/15/07)
FIELD GOAL PERCENTAGE.....	.297 (19-64)	at Dayton (12/29/07)
	.322 (19-59)	at Connecticut (02/02/08)
3 PT FIELD GOALS MADE.....	2	at Connecticut (02/02/08)
	3	vs Duke (12/20/07)
	3	at Dayton (12/29/07)
	3	at Cincinnati (01/19/08)
3 PT FG ATTEMPTS.....	9	vs Saint Louis (11/11/07)
	11	at Washington (12/08/07)
	11	at Villanova (01/06/08)
3 PT FG PERCENTAGE.....	.120 (3-25)	at Dayton (12/29/07)
	.125 (2-16)	at Connecticut (02/02/08)
FREE THROWS MADE.....	4	vs Rutgers (01/26/08)
	8	at Villanova (01/06/08)
FREE THROW ATTEMPTS.....	8	vs Rutgers (01/26/08)
	12	vs Houston Baptist (11/09/07)
	12	vs North Carolina A&T (11/10/07)
FREE THROW PERCENTAGE.....	.500 (4-8)	vs Rutgers (01/26/08)
	.500 (9-18)	vs Saint Louis (11/11/07)
REBOUNDS.....	24	vs Lafayette (01/02/08)
	30	vs Oklahoma State (12/15/07)
ASSISTS.....	7	at Dayton (12/29/07)
	10	vs Duke (12/20/07)
	10	at Villanova (01/06/08)
	10	at Connecticut (02/02/08)
STEALS.....	3	at Dayton (12/29/07)
	3	at Villanova (01/06/08)
BLOCKED SHOTS.....	0	vs Georgetown (01/14/08)
	1	at Cincinnati (01/19/08)
	1	vs West Virginia (02/07/08)
TURNOVERS.....	7	vs Toledo (12/01/07)
	8	vs Saint Louis (11/11/07)
	8	vs Georgetown (01/14/08)
	8	at Cincinnati (01/19/08)
FOULS.....	9	vs Saint Louis (11/11/07)
	12	vs Toledo (12/01/07)
	12	vs Georgetown (01/14/08)

2007-08 Pitt Men's Basketball
PITT High/Low Analysis (as of Feb 07, 2008)
All games

Opponent - GAME LOWS

POINTS.....	45	vs Mississippi Valley State (11/15/07)
	45	vs Buffalo (11/23/07)
	52	vs Toledo (12/01/07)
	53	vs Boston (11/27/07)
	54	vs West Virginia (02/07/08)
FIELD GOALS MADE.....	15	vs Mississippi Valley State (11/15/07)
	17	vs Boston (11/27/07)
FIELD GOAL ATTEMPTS.....	42	at Connecticut (02/02/08)
	43	at Cincinnati (01/19/08)
FIELD GOAL PERCENTAGE.....	.263 (15-57)	vs Mississippi Valley State (11/15/07)
	.315 (17-54)	vs Boston (11/27/07)
3 PT FIELD GOALS MADE.....	2	at Duquesne (12/05/07)
	2	at Cincinnati (01/19/08)
3 PT FG ATTEMPTS.....	8	at Cincinnati (01/19/08)
	11	at Connecticut (02/02/08)
3 PT FG PERCENTAGE.....	.100 (2-20)	at Duquesne (12/05/07)
	.150 (3-20)	vs Georgetown (01/14/08)
FREE THROWS MADE.....	3	vs Buffalo (11/23/07)
	4	vs Saint Louis (11/11/07)
FREE THROW ATTEMPTS.....	4	vs Saint Louis (11/11/07)
	6	vs Buffalo (11/23/07)
FREE THROW PERCENTAGE.....	.375 (6-16)	at St. John's (01/23/08)
	.412 (7-17)	vs West Virginia (02/07/08)
REBOUNDS.....	24	vs Saint Louis (11/11/07)
	24	vs Lafayette (01/02/08)
ASSISTS.....	8	vs Mississippi Valley State (11/15/07)
	8	vs Boston (11/27/07)
	8	vs Toledo (12/01/07)
	8	vs Oklahoma State (12/15/07)
	8	at Villanova (01/06/08)
	8	vs Seton Hall (01/12/08)
STEALS.....	0	at Dayton (12/29/07)
	2	vs Mississippi Valley State (11/15/07)
	2	at Washington (12/08/07)
	2	at South Florida (01/09/08)
	2	vs Georgetown (01/14/08)
	2	at Connecticut (02/02/08)
BLOCKED SHOTS.....	0	vs Mississippi Valley State (11/15/07)
	1	vs North Carolina A&T (11/10/07)
	1	vs Saint Louis (11/11/07)
	1	vs Buffalo (11/23/07)
	1	vs Duke (12/20/07)
	1	at Dayton (12/29/07)
	1	at Villanova (01/06/08)
TURNOVERS.....	8	at Washington (12/08/07)
	8	vs West Virginia (02/07/08)
FOULS.....	12	vs Mississippi Valley State (11/15/07)
	13	vs North Carolina A&T (11/10/07)
	13	at Washington (12/08/07)

2007-08 Pitt Men's Basketball
PITT Player High/Low Analysis (as of Feb 07, 2008)
All games

PITT - INDIVIDUAL GAME HIGHS

POINTS.....	28	YOUNG, Sam vs Seton Hall (01/12/08)
	26	YOUNG, Sam at St. John's (01/23/08)
	24	YOUNG, Sam at Cincinnati (01/19/08)
	24	YOUNG, Sam vs North Carolina A&T (11/10/07)
	23	YOUNG, Sam at Duquesne (12/05/07)
FIELD GOALS MADE.....	10	YOUNG, Sam at St. John's (01/23/08)
	10	YOUNG, Sam vs North Carolina A&T (11/10/07)
	10	YOUNG, Sam vs Houston Baptist (11/09/07)
FIELD GOAL ATT.....	21	YOUNG, Sam at Connecticut (02/02/08)
	20	YOUNG, Sam at Cincinnati (01/19/08)
FG PCT (min 5 made).....	.833 (5-6)	RAMON, Ronald vs Boston (11/27/07)
	.818 (9-11)	BIGGS, Tyrell vs Lafayette (01/02/08)
	.818 (9-11)	BLAIR, DeJuan vs Houston Baptist (11/09/07)
3 PT FG MADE.....	5	RAMON, Ronald vs Boston (11/27/07)
	4	RAMON, Ronald vs Georgetown (01/14/08)
	4	YOUNG, Sam vs Seton Hall (01/12/08)
	4	RAMON, Ronald vs Seton Hall (01/12/08)
	4	RAMON, Ronald vs North Carolina A&T (11/10/07)
	4	YOUNG, Sam vs North Carolina A&T (11/10/07)
	4	BENJAMIN, Keith vs Houston Baptist (11/09/07)
3 PT FG ATTEMPTS.....	9	BENJAMIN, Keith at Cincinnati (01/19/08)
	8	RAMON, Ronald vs Seton Hall (01/12/08)
	8	RAMON, Ronald vs Houston Baptist (11/09/07)
	8	FIELDS, Levance vs Houston Baptist (11/09/07)
	8	BENJAMIN, Keith vs Houston Baptist (11/09/07)
3-PT FG PCT (min 2 made).....	1.000 (5-5)	RAMON, Ronald vs Boston (11/27/07)
	1.000 (4-4)	YOUNG, Sam vs Seton Hall (01/12/08)
	1.000 (2-2)	YOUNG, Sam vs West Virginia (02/07/08)
	1.000 (2-2)	FIELDS, Levance at Washington (12/08/07)
	1.000 (2-2)	BROWN, Gilbert vs Mississippi Valley State (11/15/07)
	1.000 (2-2)	BROWN, Gilbert vs Saint Louis (11/11/07)
FREE THROWS MADE.....	8	BIGGS, Tyrell vs Villanova (01/30/08)
	8	BLAIR, DeJuan vs Seton Hall (01/12/08)
FREE THROW ATT.....	15	BLAIR, DeJuan vs Duke (12/20/07)
	12	BIGGS, Tyrell vs Villanova (01/30/08)
	12	BLAIR, DeJuan vs Seton Hall (01/12/08)
	12	YOUNG, Sam vs Seton Hall (01/12/08)
FT PCT (min 3 made).....	1.000 (6-6)	YOUNG, Sam vs Oklahoma State (12/15/07)
	1.000 (4-4)	RAMON, Ronald vs Villanova (01/30/08)
	1.000 (4-4)	BROWN, Gilbert at Cincinnati (01/19/08)
	1.000 (4-4)	BLAIR, DeJuan at South Florida (01/09/08)
	1.000 (4-4)	BENJAMIN, Keith vs Lafayette (01/02/08)
	1.000 (4-4)	FIELDS, Levance vs Duke (12/20/07)
	1.000 (4-4)	FIELDS, Levance at Duquesne (12/05/07)
	1.000 (4-4)	COOK, Mike vs Boston (11/27/07)
	1.000 (4-4)	BROWN, Gilbert vs Buffalo (11/23/07)
	1.000 (4-4)	YOUNG, Sam vs Mississippi Valley State (11/15/07)
	1.000 (3-3)	BLAIR, DeJuan at Connecticut (02/02/08)
	1.000 (3-3)	YOUNG, Sam vs Duke (12/20/07)
	1.000 (3-3)	COOK, Mike vs Toledo (12/01/07)
	1.000 (3-3)	YOUNG, Sam vs Buffalo (11/23/07)
REBOUNDS.....	20	BLAIR, DeJuan vs Duke (12/20/07)
	15	BLAIR, DeJuan at Villanova (01/06/08)

ASSISTS.....	10	RAMON, Ronald vs Lafayette (01/02/08)
	9	FIELDS, Levance vs Toledo (12/01/07)
STEALS.....	4	BLAIR, DeJuan vs Lafayette (01/02/08)
	4	YOUNG, Sam vs Buffalo (11/23/07)
	4	YOUNG, Sam vs North Carolina A&T (11/10/07)
	4	BLAIR, DeJuan vs Houston Baptist (11/09/07)
BLOCKED SHOTS.....	5	BLAIR, DeJuan vs Oklahoma State (12/15/07)
	4	YOUNG, Sam vs Villanova (01/30/08)
TURNOVERS.....	5	BENJAMIN, Keith at St. John's (01/23/08)
	5	BENJAMIN, Keith vs Seton Hall (01/12/08)
	5	RAMON, Ronald at Villanova (01/06/08)
	5	BENJAMIN, Keith at Villanova (01/06/08)
	5	YOUNG, Sam vs Lafayette (01/02/08)
	5	COOK, Mike vs Duke (12/20/07)
	5	FIELDS, Levance vs Duke (12/20/07)
	5	FIELDS, Levance at Duquesne (12/05/07)
FOULS.....	5	BENJAMIN, Keith at Villanova (01/06/08)
	5	BROWN, Gilbert vs Lafayette (01/02/08)
	5	BLAIR, DeJuan vs Duke (12/20/07)

2007-08 Pitt Men's Basketball
PITT High/Low Analysis (as of Feb 07, 2008)
All games

OPPONENT INDIVIDUAL GAME HIGHS

POINTS.....	31	ROBERTS, Brian at Dayton (12/29/07)
	29	Mason, Anthony at St. John's (01/23/08)
	26	REYNOLDS, Scottie vs Villanova (01/30/08)
	26	GRANSBERRY, Kentrell at South Florida (01/09/08)
	25	HARVEY, Eugene vs Seton Hall (01/12/08)
FIELD GOALS MADE.....	12	Mason, Anthony at St. John's (01/23/08)
	11	GRANSBERRY, Kentrell at South Florida (01/09/08)
FIELD GOAL ATT.....	21	GRANSBERRY, Kentrell at South Florida (01/09/08)
	20	STRONG, Carlos vs Boston (11/27/07)
FG PCT (min 5 made).....	1.000 (5-5)	MACKLIN, Vernon vs Georgetown (01/14/08)
	1.000 (5-5)	JACKSON, Aaron at Duquesne (12/05/07)
3 PT FG MADE.....	6	BETLEY, Matt vs Lafayette (01/02/08)
	6	Appleby, Ryan at Washington (12/08/07)
	6	STRONG, Carlos vs Boston (11/27/07)
3 PT FG ATTEMPTS.....	14	STRONG, Carlos vs Boston (11/27/07)
	12	Appleby, Ryan at Washington (12/08/07)
	12	KENT, Tyrone vs Toledo (12/01/07)
3-PT FG PCT (min 2 made).....	1.000 (6-6)	BETLEY, Matt vs Lafayette (01/02/08)
	1.000 (3-3)	COBURN, Mike vs Rutgers (01/26/08)
	1.000 (2-2)	GRIFFIN, Jaron vs Rutgers (01/26/08)
	1.000 (2-2)	Pondexter, Quincy at Washington (12/08/07)
	1.000 (2-2)	AMEND, Kevin vs Houston Baptist (11/09/07)
FREE THROWS MADE.....	10	VAUGHN, Deonta at Cincinnati (01/19/08)
	8	PRICE, A.J. at Connecticut (02/02/08)
	8	RUSH, Steven vs North Carolina A&T (11/10/07)
FREE THROW ATT.....	13	VAUGHN, Deonta at Cincinnati (01/19/08)
	9	PRICE, A.J. at Connecticut (02/02/08)
FT PCT (min 3 made).....	1.000 (8-8)	RUSH, Steven vs North Carolina A&T (11/10/07)
	1.000 (7-7)	HARVEY, Eugene vs Seton Hall (01/12/08)
	1.000 (4-4)	HRYCANIUK, Adam at Cincinnati (01/19/08)
	1.000 (4-4)	LAING, Brian vs Seton Hall (01/12/08)
	1.000 (4-4)	CUNNINGHAM, Dante at Villanova (01/06/08)
	1.000 (4-4)	LITTLE, Charles at Dayton (12/29/07)
	1.000 (4-4)	WRIGHT, Chris at Dayton (12/29/07)
	1.000 (4-4)	JAMES, Shawn at Duquesne (12/05/07)
	1.000 (4-4)	JACKSON, Reggie at Duquesne (12/05/07)
	1.000 (4-4)	MENSAH, Kojo at Duquesne (12/05/07)
	1.000 (4-4)	STRONG, Carlos vs Boston (11/27/07)
	1.000 (4-4)	PARKS, Wayne vs Mississippi Valley State (11/15/07)
	1.000 (4-4)	HINNENKAMP, Fred vs Houston Baptist (11/09/07)
	1.000 (3-3)	ANDERSON, Dwayne at Villanova (01/06/08)
	1.000 (3-3)	Eaton, Byron vs Oklahoma State (12/15/07)
	1.000 (3-3)	SPEECH, Stanford vs Mississippi Valley State (11/15/07)
	1.000 (3-3)	MORRIS, Sean vs Houston Baptist (11/09/07)
REBOUNDS.....	12	GARCIA, John vs Seton Hall (01/12/08)
	12	Jon Scheyer vs Duke (12/20/07)
	12	Brockman, Jon at Washington (12/08/07)
ASSISTS.....	6	DeMarcus Nelson vs Duke (12/20/07)
	5	PRICE, A.J. at Connecticut (02/02/08)
	5	FARMER, Anthony vs Rutgers (01/26/08)
	5	COBURN, Mike vs Rutgers (01/26/08)
	5	SUMMERS, DaJuan vs Georgetown (01/14/08)
	5	ROBERTS, Brian at Dayton (12/29/07)
	5	JACKSON, Reggie at Duquesne (12/05/07)
	5	KENT, Tyrone vs Toledo (12/01/07)

	5	SAULS, Baron vs Houston Baptist (11/09/07)
STEALS.....	4	HARVEY, Eugene vs Seton Hall (01/12/08)
	4	REDDING, Reggie at Villanova (01/06/08)
BLOCKED SHOTS.....	5	THABEET, Hasheem at Connecticut (02/02/08)
	5	NDIAYE, Hamady vs Rutgers (01/26/08)
	5	JAMES, Shawn at Duquesne (12/05/07)
TURNOVERS.....	7	ABDULLAH, Bilal vs Lafayette (01/02/08)
	7	BETTS, Calvin vs Buffalo (11/23/07)
FOULS.....	5	ROBINSON, Stanley at Connecticut (02/02/08)
	5	CUNNINGHAM, Dante vs Villanova (01/30/08)
	5	REDDING, Reggie vs Villanova (01/30/08)
	5	SUMMERS, DaJuan vs Georgetown (01/14/08)
	5	DAVIS, Mike vs Seton Hall (01/12/08)
	5	CLARK, Shane at Villanova (01/06/08)
	5	Harris, Terrel vs Oklahoma State (12/15/07)
	5	JACKSON, Aaron at Duquesne (12/05/07)
	5	JAMES, Shawn at Duquesne (12/05/07)
	5	REED, Joseph vs Mississippi Valley State (11/15/07)